FINAL
2018 REMEDIAL ACTION PROGRESS REPORT

Former Lockheed Electronics Company Site
Boroughs of Watchung & North Plainfield
Somerset County, New Jersey

Prepared for:



Lockheed Martin Corporation
6801 Rockledge Drive
Bethesda, MD 20817

Prepared by:



One Salem Square
295 Route 22E, Suite 104E
Whitehouse Station, NJ 08889

June 18, 2018

TABLE OF CONTENTS

Section **Page**

SECTION 1 INTRODUCTION 1-1

SECTION 2 SITE BACKGROUND 2-1

2.1 SITE LOCATION AND DESCRIPTION 2-1
2.2 PHYSICAL SETTING 2-2
2.2.1 Site Geology 2-2
2.2.2 Site Hydrogeology 2-2
2.3 SITE HISTORY 2-3
2.3.1 Classification Exception Area Modification 2-6
2.3.1.1 Well Search 2-6
2.3.1.2 Well Head Protection Areas 2-7
2.3.2 Remedial Action Protectiveness/Biennial Certification Form 2-8
2.3.3 Groundwater Modeling 2-9
2.3.4 Monitoring Well Abandonments and Repairs 2-10
2.3.5 1,4-Dioxane Sampling 2-11
2.3.5.1 May 2017 1,4-Dioxane Sampling 2-12
2.3.6 Vapor Intrusion Investigations 2-13

SECTION 3 TECHNICAL OVERVIEW 3-1

3.1 GROUNDWATER AND SURFACE WATER REMEDIATION OBJECTIVES 3-1
3.2 GROUNDWATER MONITORING PROGRAM 3-1
3.3 DATA QUALITY ASSESSMENT 3-2
3.3.1 Groundwater Data – Biennial Sampling 3-3
3.3.2 Groundwater Data – 1,4-Dioxane Sampling 3-4
3.3.3 Surface Water Data – Biennial Sampling 3-4
3.3.4 Other Potential Factors Influencing the Data 3-5
3.3.5 Overall Assessment of the Sampling Results 3-5
3.3.5.1 Groundwater Results – Biennial Sampling 3-5
3.3.5.2 Groundwater Results – 1,4-Dioxane Sampling 3-8
3.3.5.3 Surface Water Results 3-8

SECTION 4 REMEDIAL ACTION PROGRESS REPORT 4-1

4.1 GROUNDWATER MONITORING AND SAMPLING ACTIVITIES 4-1
4.1.1 Groundwater Sampling Methods 4-2
4.1.2 Groundwater Sampling Results 4-3
4.1.2.1 Groundwater Elevations 4-3

TABLE OF CONTENTS (CONT'D)

Section **Page**

4.1.2.2 Summary of Groundwater Results – Biennial Sampling 4-4
4.1.2.3 Groundwater Concentration Trends 4-10
4.1.2.4 Summary of Groundwater Results – 1,4-Dioxane Sampling 4-11
4.2 SURFACE WATER MONITORING AND SAMPLING ACTIVITIES 4-11
4.2.1 Surface Water Sampling Methods 4-11
4.2.2 Summary of Surface Water Results 4-12
4.3 FORMER GWES STATUS 4-12
4.4 VAPOR INTRUSION INVESTIGATION STATUS 4-13
SECTION 5 CONCLUSIONS AND RECOMMENDATIONS 5-1
5.1 FORMER GWES PERFORMANCE 5-1
5.2 GROUNDWATER MONITORING 5-1
5.3 ASSESSMENT OF 1,4-DIOXANE 5-6
5.4 SURFACE WATER MONITORING 5-6
5.5 VAPOR INTRUSION INVESTIGATION 5-6
SECTION 6 REFERENCES 5-1

LIST OF TABLES

Table 3-1 Monitoring and Reporting Schedule
Table 4-1 Monitoring Well Construction Details
Table 4-2 Groundwater Elevation Data - February 2018 Sampling Event
Table 4-3 Groundwater Sampling Analytical Results, Sample Date: February 27, 2018
Table 4-4 Historical TCE Concentrations in Groundwater
Table 4-5 Comparison of Trichloroethene (TCE) Concentrations Prior to and Following Activation of Groundwater Extraction System
Table 4-6 Groundwater Sampling Analytical Results – 1,4-Dioxane, Sample Date: February 27, 2018
Table 4-7 Surface Water Sampling Analytical Results, Sample Date: February 27, 2018
Table 4-8 Historical TCE Concentrations in Stream Locations
Table 4-9 System Performance Summary
Table 4-10 Summary of VI Investigations at Properties Adjacent to the LEC Site

LIST OF FIGURES

Figure 2-1 Site Location Map
Figure 2-2 Site Plan
Figure 3-1 Biennial Sampling Locations
Figure 4-1 Shallow Groundwater Elevation Contour Map – February 27, 2018
Figure 4-2 Intermediate Groundwater Elevation Contour Map – February 27, 2018
Figure 4-3 Deep Groundwater Elevation Contour Map – February 27, 2018
Figure 4-4 Shallow TCE Isoconcentration Map – February 27, 2018
Figure 4-5 Intermediate TCE Isoconcentration Map – February 27, 2018
Figure 4-6 Deep TCE Isoconcentration Map – February 27, 2018
Figure 4-7 Cross Section Location Map
Figure 4-8 February 2018 TCE Plume Cross Section
Figure 4-9 1,4-Dioxane Concentrations in Intermediate Wells PZ-522I and MW-545I (February 27, 2018)

APPENDICES

Appendix A May 2017 1,4-Dioxane Sampling Results Memorandum dated July 19, 2017
Appendix A Data Validation Reports
Appendix B Checklists for the Submission of Sampling Data for PDBs
Appendix C Laboratory Analytical Data Reports
Appendix D Plots of TCE Concentration versus Time for Selected Monitoring Wells
Appendix E Stream Sampling Field Measurements
Appendix F Plots of TCE Concentration versus Time for Stream Locations

ACRONYMS

AOC	Area of Concern
bgs	below ground surface
CEA	Classification Exception Area
ECRA	Environmental Cleanup Responsibility Act
FSPM	Field Sampling Procedures Manual
ft/ft	feet per foot
GAC	granular activated carbon
gpm	gallons per minute
GWES	groundwater extraction system
GWSL	Ground Water Screening Level
GWQS	Ground Water Quality Standards
IASL	Indoor Air Screening Level
ISRA	Industrial Site Recovery Act
LEC	Lockheed Electronics Company
Lockheed Martin	Lockheed Martin Corporation
LSRP	Licensed Site Remediation Professional
msl	mean sea level
µg/L	micrograms per liter
$\mu g/m^3$	micrograms per cubic meter
NFA	No Further Action
N.J.A.C.	New Jersey Administrative Code
NJDEP	New Jersey Department of Environmental Protection
NJPDES	New Jersey Pollution Discharge Elimination System
PCE	Tetrachloroethene
PDB	passive diffusion bag
PI	Program Interest
RPD	Relative Percent Difference
RAP	Remedial Action Permit

ACRONYMS (CONT'D)

RAPR	Remedial Action Progress Report
RAR	Remedial Action Report
RI	Remedial Investigation
RPP	rigid porous polyethylene
SGSL	Soil Gas Screening Level
SWQS	Surface Water Quality Standards
TCE	Trichloroethene
TCL	Target Compound List
Tetra Tech	Tetra Tech, Inc.
U.S.	United States
USEPA	United States Environmental Protection Agency
VI	vapor intrusion
VOC	volatile organic compound
WHPA	Well Head Protection Area
WRA	Well Restriction Area

SECTION 1
INTRODUCTION

On behalf of Lockheed Martin Corporation (Lockheed Martin), Tetra Tech, Inc. (Tetra Tech) has prepared this Remedial Action Progress Report (RAPR) to provide the results of the biennial groundwater and surface water sampling activities conducted in 2018 at the former Lockheed Electronics Company (LEC) site located in the Boroughs of Watchung and North Plainfield, Somerset County, New Jersey (hereinafter the "Site"). This RAPR is the third comprehensive monitoring report that was prepared since a Remedial Action Permit (RAP) for Groundwater was approved by the New Jersey Department of Environmental Protection (NJDEP) with an effective date of July 2, 2014 (NJDEP, 2014). Pursuant to the RAP requirements, monitoring reports will be prepared in accordance with the schedule in the Groundwater Monitoring Plan that was included in the RAP, and will be submitted with the Remedial Action Protectiveness/Biennial Certification Form that is due biennially from the effective date of the RAP. Based on the schedule in the Groundwater Monitoring Plan, semi-annual groundwater and surface water sampling was conducted during the first two years after RAP approval (i.e., in 2015 and 2016), after which the sampling frequency increased to biennial. The first biennial groundwater and surface water sampling event was conducted in February 2018 and the results are discussed in this report.

The activities presented in this report were conducted using field and sampling methods consistent with the NJDEP Field Sampling Procedures Manual (FSPM) dated August 2005 and the NJDEP Technical Requirements for Site Remediation (New Jersey Administrative Code [N.J.A.C.] 7:26E).

Environmental investigation and remedial activities associated with the Site are performed pursuant to the regulatory authority of the Industrial Site Recovery Act (ISRA) and in accordance with the ISRA Rules (N.J.A.C. 7:26B). The Site is recorded within the ISRA program as Case No. E90038 and is also identified under Program Interest ID No. 004334.

Detailed results of the biennial sampling activities conducted in February 2018 are provided in this report, which is organized as follows:

- The introduction and report organization are provided in Section 1.
- A summary of background information, including a brief description of the Site location, the Site geology and hydrogeology, and the Site history, and are provided in Section 2.
- A technical overview of the 2018 sampling activities, including an assessment of analytical data quality, is provided in Section 3.
- The 2018 groundwater and surface water sampling methods and results and the status of both the groundwater extraction system and the vapor intrusion (VI) investigation are discussed in Section 4.
- Conclusions and proposed recommendations are provided in Section 5.

SECTION 2
SITE BACKGROUND

Details regarding the Site background are provided in previous site documents, including the Final 2014 Remedial Investigation and Remedial Action Progress Report (RI/RAPR) dated January 15, 2015 (Tetra Tech, 2015a). The Site description, physical setting, and history, including pertinent previous investigation and remediation activities, are briefly summarized in the sections below.

2.1 SITE LOCATION AND DESCRIPTION

The Site is located on United States (U.S.) Route 22 West in the Boroughs of Watchung and North Plainfield, Somerset County, New Jersey. The Site is a parcel of land approximately 80 acres in size located on the north side of U.S. Route 22. LEC activities at the Site ceased in 1989, and the Site was re-developed as the Watchung Square Mall in 2000.

The Site is located in a mixed residential and commercial area. The Site is bordered to the south by U.S. Route 22, which is a predominately commercial area with residential properties located on side streets and mapped wetlands in drainage areas. The Site is bordered to the west by an apartment complex (formerly Crystal Ridge Club, presently Avalon Watchung) and a condominium complex (Regency Village Condominiums). Forested areas and residences border the Site to the north, and commercial properties border the Site to the east.

The Site location is shown on Figure 2-1. The Site elevation ranges from 140 to 320 feet above mean sea level (msl), sloping to the south from higher elevations on the First Watchung Mountain, located northwest of the Site, to lower elevations along U.S. Route 22, located southeast of the Site. A map of the Site and the associated monitoring well network is provided in Figure 2-2. The closest surface water body is Crab Brook located south of the Site and U.S. Route 22 (Figure 2-2). Crab Brook is partially fed by runoff from the northwest portion of the First Watchung Mountain and several surface water drainage points along U.S. Route 22. Crab Brook flows into Stony Brook approximately 1.2 miles downstream of the Site. Wetlands areas have been mapped by the NJDEP

within one mile of the Site at locations immediately to the north of the Site, and south of the Site along U.S. Route 22.

2.2 PHYSICAL SETTING

2.2.1 Site Geology

Based on previous investigations, the overburden at the Site is generally composed of granular fill associated with the remediation area of former LEC Building #3, a sandy outwash deposit, and a thin layer of glacial till. In the vicinity of the Site, the thickness of the overburden decreases towards the south-southwest but increases south of Crab Brook. The overburden is thinnest near well cluster MW-546 (3 feet) and generally increases in thickness south of U.S. Route 22, with the greatest thickness of 47 feet observed at the former location of well cluster MW-542 (this destroyed well cluster was located near the intersection of Park Place and Somerset Street; see Figure 2-2).

The overburden deposits are underlain by the Passaic Formation, which is a reddish-brown siltstone of Jurassic age. The upper surface of the bedrock is generally weathered and soft, and becomes more competent with depth. Bedrock surface topography generally slopes to the southeast perpendicular to the First Watchung Mountain. The highest bedrock elevation is approximately 171 feet above msl at well MW-3D and the lowest is approximately 45 feet above msl at well cluster MW-545.

2.2.2 Site Hydrogeology

Groundwater at the Site occurs within the bedrock, and locally within the overburden. The migration of dissolved volatile organic compounds (VOCs) within the bedrock is influenced by both bedrock structure and local groundwater discharge areas, particularly Crab Brook. The groundwater in the bedrock enters the Site from upgradient to the northeast, moves across the Site to the southwest (roughly parallel to the bedding strike direction of regional bedrock), and then trends in a more southerly direction toward Crab Brook. At monitoring-well cluster MW-549 (located at the Site), the depth to groundwater is approximately 55 feet below ground surface (bgs). At monitoring-well cluster MW-550 (located near the Regency Village both topographically and hydrogeologically downgradient of the Site), the depth to groundwater is approximately 20 feet bgs. While no monitoring wells are present at Avalon Watchung, the depth to groundwater beneath the apartment

complex is expected to be between 21 and 55 feet bgs. Based on the February 2018 groundwater elevation data, the average horizontal hydraulic gradient in the shallow water-table zone across the Site is approximately 0.0108 feet per foot (ft/ft), steepening slightly downgradient and southwest of the Site to approximately 0.0175 ft/ft. Based on water level measurements at the well clusters, the vertical hydraulic gradient is generally downward across the Site, but an upward gradient was observed in well cluster MW-505 located immediately south of Crab Brook and in well cluster PZ-524 located southwest of the Site near Stony Brook.

2.3 SITE HISTORY

The Site was originally developed in 1953 by Stavid Engineering. Lockheed Corporation acquired Stavid Engineering in 1959 and created Lockheed Electronics Corporation, which was subsequently operated by Sanders, a Lockheed Corporation company. Additional land acquisitions resulted in the current Site boundaries. The Site was used to manufacture, assemble, and test electronic components. Trichloroethene (TCE) was used in former Building 3 (which was located near the MW-549 well cluster on Figure 2-2) as a non-flammable liquid coolant in conjunction with low-temperature testing of electronic components. TCE was also used in former Building 7 as a solvent to clean printed circuit boards. Operations at the Site ceased in 1989.

The cessation of Site activities in 1989 triggered a Site investigation under the New Jersey Environmental Cleanup Responsibility Act (ECRA) (superseded by ISRA). The initial investigations identified multiple areas of concern (AOCs) at the Site. Investigation activities included the collection of soil, sediment, groundwater, and surface water samples, and, in several areas, remedial measures were implemented. The remedial measures were later accepted by NJDEP and assigned No Further Action (NFA) status. Investigation and remedial action results have been documented in a series of reports submitted to the NJDEP since 1991. Soil AOCs contained VOCs, primarily TCE, as well as fuel oil, and were addressed either through excavation and off-Site disposal or soil-vapor extraction. Remedial activities conducted at the soil AOCs are summarized in the Final 2014 RI/RAPR (Tetra Tech, 2015a). Site-wide soil remediation has been completed.

The results of investigation activities indicated that groundwater beneath the Site was impacted by VOCs, primarily TCE, and elevated dissolved TCE concentrations were migrating downgradient

off site to the southwest. Free-phase TCE was not encountered in the deep bedrock monitoring wells or Site production wells. An evaluation of the analytical results from surface water sampling at the Site indicated that groundwater from the former LEC Site contributed base flow to Crab Brook, and historically resulted in measurable impacts to surface water quality between North Avenue (Norwood Avenue) and Watchung Avenue.

To remediate the groundwater plume and intercept groundwater base flow to Crab Brook, a recovery well was installed and a groundwater extraction system (GWES) was constructed. Recovery well RW-1 was installed in June 2000 on North Drive in North Plainfield (Figure 2-2). The well location was selected based upon computer modeling results that suggested that a single extraction well would capture a high percentage of the groundwater plume at this location. The GWES was activated on July 17, 2003 under New Jersey Pollution Discharge Elimination System (NJPDES) Permit No. NJG0105899. Until the GWES was temporarily deactivated in late May 2011, groundwater was pumped from extraction well RW-1 at a rate of approximately 120 gallons per minute (gpm). Until deactivation, the GWES had worked almost continuously from start-up and functioned as designed, providing control of the bedrock groundwater plume and intercepting groundwater base flow to Crab Brook.

The GWES was shut down on May 28, 2011 after one of the system's granular activated carbon (GAC) treatment vessels (Tank No. 1) was found to be leaking due to corrosion holes in the steel tank shell. The GWES was subsequently decommissioned in 2013 in preparation for GWES system reconstruction.

Packer testing of recovery well RW-1 was conducted in August 2012 concurrent with the GWES system decommissioning activities. The objective of the packer testing program was primarily to assess whether, or to what extent, optimization of the GWES via focused pumping from the most VOC-impacted fracture zones was appropriate. Hydraulically conductive fracture zones (identified via geophysical and video logging) were isolated using inflatable packers and groundwater samples were collected for laboratory analysis of VOCs. The analytical results indicated that VOC concentrations in the fracture intervals sampled did not exceed NJDEP Ground Water Quality Standards (GWQS). Based on the packer testing results, it was concluded that RW-

1 was no longer an effective recovery well for VOC-impacted groundwater at the Site. Details regarding the GWES decommissioning and the results of the RW-1 packer testing were provided in the combined RAPR and Remedial Action Report Addendum (RAPR/RAR) dated August 2013 (Tetra Tech, 2013a).

The packer testing results indicated that reconstruction and startup of the GWES was unwarranted, and a re-evaluation of remedial alternatives for groundwater at the Site was recommended in the RAPR/RAR Addendum. Following a review of the Site data and discussions with the Licensed Site Remediation Professional (LSRP), a RAP Application for Groundwater at the Site with a proposed remedy of monitored natural attenuation was prepared and submitted to NJDEP in May 2013. The RAP Application included a revised monitoring and reporting schedule for the Site. The RAP Application was approved, and on June 26, 2014 NJDEP issued a Groundwater RAP for monitored natural attenuation at the Site, with an effective date of July 2, 2014 (RA Permit No. RAP130001).

Based on the approved RAP, the inactive GWES building was slated for demolition. Building demolition activities were conducted in May 2015. Details regarding the building demolition were provided in the 2015 RAPR (Tetra Tech, 2016a).

A long-term groundwater and surface water monitoring program commenced in 2003 coincident with the construction and activation of the GWES. An extensive monitoring well network has been installed to delineate and monitor the TCE concentrations (Figure 2-2). There are currently 46 active monitoring wells and piezometers associated with this project in the Boroughs of Watchung and North Plainfield, nearly all of which were installed as either well couplets or triplets to evaluate the horizontal and vertical distribution of VOCs, primarily TCE. Groundwater monitoring activities are ongoing in accordance with the monitoring schedule provided in the NJDEP-approved Groundwater RAP dated June 26, 2014.

As noted above, evaluation of the analytical results from surface water sampling at the Site indicated that groundwater from the former LEC Site contributed base flow to Crab Brook, and historically resulted in measurable impacts to surface water quality between North Avenue (Norwood Avenue) and Watchung Avenue. Although no measurable impacts to Crab Brook have been detected since

2009, surface water samples were collected on a semi-annual basis through 2016 from four sampling locations along Crab Brook to monitor surface water quality (Figure 2-2). Surface water monitoring activities are ongoing and were conducted on a biennial basis beginning in 2018, in accordance with the monitoring schedule provided in the NJDEP-approved RAP.

2.3.1 Classification Exception Area Modification

In their May 17, 2000 letter to Lockheed Martin, NJDEP indicates that an "on-site" Classification Exception Area (CEA) was established and approved in the NJDEP letter dated December 4, 1997. In 2013, the existing CEA for the Site was updated pursuant to the NJDEP Administrative Requirements for the Remediation of Contaminated Sites (N.J.A.C. 7:26C). An updated CEA/Well Restriction Area (WRA) Permit Fact Sheet Form and supporting documentation was submitted to NJDEP in May 2013. As noted above, a RAP Application for Groundwater was also submitted, as required by N.J.A.C. 7:26C-7.3.

2.3.1.1 Well Search

Receptor evaluations were previously submitted to NJDEP in the August 28, 2009 public notification submission and in previous submissions. More recently, Lockheed Martin submitted an Interim Receptor Evaluation Form to the NJDEP on March 1, 2012.

As part of the Site's updated groundwater CEA certification, Lockheed Martin completed a NJDEP Bureau of Water Allocation 1-mile radius well records search and a computerized 5-mile radius search of water allocation permitted wells for large diversions (i.e., permitted diversions of more than 100,000 gallons per day). At the time of the May 2013 CEA/WRA submittal, receipt of the well search records from NJDEP was still pending. Following a review of the well search records, a revised CEA/WRA Permit Fact Sheet Form and the well search results were submitted to NJDEP in April 2014.

The water allocation diversion radial search identified a commercial non-community well located approximately 1.2 miles southwest of the Site, but within the downgradient portion of the CEA. The well record indicates that the well is located at 221 Grove Street, North Plainfield (Block 131, Lot 9). An on-line search of tax assessment records (http://tax1.co.monmouth.nj.us) indicates that Block

131, Lot 9 is now known as Lot 17 (217-21 Grove Street). The well was installed in 1977 for industrial use and the site is currently occupied by an active laundromat (Stony Brook Laundry). A review of city directories at the North Plainfield Public Library, however, indicates that the property was used for dry cleaning from approximately 1962 to 1982.

Discussions with Thomas Grzymski (NJDEP) in November and December 2013 indicated that elevated concentrations of TCE (12.2 micrograms per liter [µg/L]), cis 1,2-dichloroethene (14.3 µg/L), and tetrachloroethene (146 µg/L) were reported in a groundwater sample collected from the laundromat well in February 2002. The groundwater sampling results were reported in a Remedial Action Report (dated September 2009) for a former Getty Service Station located approximately 120 feet north of the laundromat well (Tyree Environmental Corporation, 2009). Analytical results for groundwater samples collected from the nearest site monitoring-well cluster located hydraulically upgradient to the laundromat well (well cluster PZ-522) in March 2003 report a tetrachloroethene (PCE) concentration in the shallow well (screened from 7.7 to 17.7 feet bgs) of 3.7 µg/L and the reported PCE concentration in the intermediate well (screened from 91 to 101 feet bgs) was 1.3 µg/L. PCE was not detected above reporting limits in the deep well (screened from 187.7 to 197.7 feet bgs). Given the historical use of the 221 Grove Street property for dry cleaning, the reported detection of PCE, and concentration gradients in monitoring wells at the former LEC Site that are not consistent with a source related to the former LEC Site, the former dry cleaner at 221 Grove Street may be the source of the detections in the laundromat well. Tetra Tech informed the NJDEP about the historical use of the 221 Grove Street property for dry cleaning in December 2013. The NJDEP incident number for this unrelated source of impacts to groundwater is 13-12-03-1557-45 and the Program Interest (PI) number is 673419.

2.3.1.2 Well Head Protection Areas

As indicated in the April 2014 Revised CEA/WRA submittal, the CEA boundary is not within either a Tier I or Tier 2 Community Well Head Protection Area (WHPA). A Public Non-Community WHPA was identified approximately 1.1 miles southwest of the former LEC Site and partially overlapping the most downgradient portion of the CEA. The well associated with this WHPA is situated in a liquor store located at 25 Greenbrook Road (Block 99, Lot 14 in the Borough of North

Plainfield), which is situated outside of the CEA but within 500 feet of the CEA boundary. The well is identified by Public Water Supply Identification Number 1814300, but as described in the 2014 CEA/WRA submittal, the well is no longer a registered public supply well and the calculated WHPA assigned to this well is no longer technically supported and is likely much smaller, given the known current limited use of the well (i.e., the well is only used to supply water for the liquor store restroom and utility sink and an associated tenant space restroom). A smaller radius of influence reduces the potential influence of the well on groundwater within the nearby portion of the CEA, where TCE concentrations are already interpolated to be close to the NJDEP GWQS based on current conditions recorded at the nearest site monitoring wells. Additional details regarding the historic and current use of the well are provided in the 2014 RI/RAPR.

2.3.2 Remedial Action Protectiveness/Biennial Certification Form

In accordance with the RAP, information supporting biennial certification of the CEA/WRA was submitted with a Remedial Action Protectiveness/Biennial Certification Form to NJDEP on June 15, 2016. Attachments included, but were not limited to, Site groundwater monitoring data generated since the RAP effective date (July 2, 2014) and an updated well search. A total of 10 wells not identified during previous well searches were identified within one mile of the Site, including 9 domestic well locations and one irrigation well location. The identified well locations are situated side-gradient to the Site (i.e., primarily to the southeast, northwest, or west) or upgradient of the Site (i.e., to the east). These wells are located outside of the CEA boundary and the TCE groundwater plume, and are therefore unlikely to be affected by impacted groundwater from the Site.

A well permit and well record were also identified for a domestic well apparently located more than one mile southwest of the Site but within the northwestern boundary of the CEA. Available information suggests that the well coordinates provided by NJDEP are not correct and the well location is likely sidegradient further to the north (i.e., outside of the CEA boundary), but there is insufficient information available to further refine the well location. Biennial groundwater monitoring data collected since 2003 from the nearest Site monitoring wells (monitoring-well cluster MW-544) indicate that TCE concentrations have never exceeded the NJDEP GWQS of 1 µg/L in intermediate well MW-544I or deep well MW-544D, and have not exceeded 1 µg/L in shallow well

MW-544S since March 2009; therefore, it is unlikely that the identified well location would be affected by impacted groundwater from the Site.

The next Remedial Action Protectiveness/Biennial Certification is currently in process and will be submitted to NJDEP by July 2, 2018.

2.3.3 Groundwater Modeling

Three-dimensional groundwater flow and solute transport modeling of groundwater flow and dissolved contaminant transport in the bedrock aquifer at the Site was conducted in 2014 for inclusion in the 2014 RI/RAPR. The model was applied to simulate both groundwater flow and dissolved TCE plume transport at the site. A steady-state groundwater flow model calibration was performed to match measured water level data in March 2014 using the groundwater flow model MODFLOW. The model was also calibrated to observed drawdown data from the 48-hour constant rate (120 gpm) pumping test at the Site. Good agreement of the flow model with both observed water levels, hydraulic head gradients, and the observed distribution of dissolved TCE tracer in groundwater at the Site provided evidence of a high quality flow model calibration.

Using the March 2014 TCE concentrations to represent the initial TCE concentration distribution in the intermediate zone of the bedrock aquifer (the zone with the highest TCE concentrations), predictive simulations of future TCE concentrations and plume extent indicated that the TCE plume will continue to dissipate, with local concentrations continuing to decrease over time at the Site as a result of natural attenuation. Based on the simulated spatial extent of TCE in groundwater over time, the results of the transport model simulation also indicated that the existing monitoring network can monitor future TCE concentrations as the TCE plume mass and extent decrease over time. Results of the 2014 model simulation indicated an estimated cleanup time of approximately 30 years for the monitored natural attenuation remedy at the Site.

The calibrated model was also used to estimate the lateral delineation of the dissolved TCE plume, primarily near monitoring well MW-1I, to assess the completeness of delineation and the protectiveness of the CEA boundary in the area near this well. Monitoring well MW-1I was one of several wells installed to further delineate the existing groundwater contaminant plume and further

define the groundwater CEA for the Site. The model simulations indicated that the farthest lateral extent of the 1 µg/L TCE isoconcentration line is approximately 375 feet northwest of MW-1I, which is within the current CEA boundary; therefore, TCE concentrations in groundwater are delineated to the northwest near well MW-1I and the current CEA boundary in this area remains appropriate for the Site.

In 2018, the Site groundwater flow and solute transport model was updated and recalibrated using the February 2018 groundwater data. Similar to the initial model calibration, good agreement of the flow model with both observed water levels, hydraulic head gradients, and the observed distribution of dissolved TCE in groundwater at the Site was achieved, providing evidence of a high quality flow model calibration. The results of the February 2018 sampling event indicated that TCE concentrations continue to decrease as a result of natural attenuation mechanisms including degradation, hydrodynamic dispersion, and recharge. Although no formal deliverable was prepared, the results from the updated model simulation were provided to Lockheed Martin in a presentation on May 31, 2018. The resulting model simulation using the February 2018 groundwater data indicated an estimated cleanup time of approximately 24 more years for the monitored natural attenuation remedy at the Site. This estimated cleanup time does not account for other potential sources downgradient of the Former LEC property (e.g., the former dry cleaner at 221 Grove Street).

2.3.4 Monitoring Well Abandonments and Repairs

Based on the NJDEP-approved RAP, recovery well RW-1 and four monitoring wells (MW-504S, MW-504I, PZ-523I, and MW-531S) were decommissioned in March 2015. As noted above, packer testing results indicated that RW-1 was no longer an effective recovery well for VOC-impacted groundwater at the Site, and the long open borehole (approximately 130 feet) represented a potential conduit for further impacts to the deep bedrock groundwater. Monitoring wells MW-504S, MW-504I, PZ-523I, and MW-531S were not included in the RAP monitoring schedule, and were abandoned because these wells provided either redundant chemical or hydraulic data, or both.

In addition, between September and November 2015, surface geophysical methods and excavation activities were conducted to locate and abandon four monitoring wells that were reported as missing in previous site reports (MW-509A, MW-509B, MW-549C, and PZ-523A).

The above wells were abandoned by licensed New Jersey drillers using procedures consistent with current NJDEP requirements (N.J.A.C. 7:9D-3 Requirements and Procedures for the Decommissioning of Wells). The well abandonment activities were supervised by Tetra Tech personnel. Additional details regarding the well abandonments are provided in the 2015 RAPR.

All of the monitoring wells in the Site monitoring well network were visually inspected and their physical condition was recorded during the synoptic water level rounds conducted in 2016. Based on these observations, monitoring well repairs were conducted at well MW-505S, where the protective steel stickup casing was previously struck and damaged by a fallen tree, and at well cluster MW-546, where the flush mounted surface completions of all three monitoring wells were apparently damaged by snow plowing. The surface completions of all four wells were repaired by a New Jersey licensed driller on September 5, 2017.

2.3.5 1,4-Dioxane Sampling

Additional groundwater samples were collected in September 2016 to assess potential 1,4-dioxane concentrations at the Site. The impetus for this investigation was the NJDEP's reduction of the Interim Specific Ground Water Quality Criterion for 1,4-dioxane from 10 µg/L to 0.4 µg/L in November 2015. The NJDEP subsequently adopted amendments to the Ground Water Quality Standards, N.J.A.C. 7:9C that incorporated 0.4 µg/L as the NJDEP GWQS for 1,4-dioxane effective January 16, 2018.

According to the United States Environmental Protection Agency (USEPA) Technical Fact Sheet – 1,4-Dioxane (dated January 2014), 1,4-dioxane was widely used as a stabilizer for certain chlorinated solvents (particularly 1,1,1-trichloroethane), and may be present at many sites. As part of an assessment of emerging contaminants conducted at the Site in 2007 and 2009, six selected monitoring wells were sampled for 1,4-dioxane (background well MW-532D, source area wells MW-549S and MW-549I, plume wells MW-550S and MW-550I, and downgradient well PZ-522I). The samples were analyzed for 1,4-dioxane via USEPA SW-846 Method 8270C using Selected Ion Monitoring (SIM) to achieve a low detection limit. Concentrations of 1,4-dioxane were not detected in the upgradient well, source wells, or plume wells, but 1,4-dioxane concentrations were reported in downgradient well PZ-522I (8.2 µg/L in November 2007 and 5.57

µg/L in September 2009). In September 2009, delineation samples were collected from wells P-523I, MW-545I, MW-546I, and MW-547I for 1,4-dioxane analysis and the results indicated no detections in any of these wells.

Based on discussions with the LSRP, groundwater samples were collected from four site monitoring wells in September 2016 (source area monitoring wells MW-549I and MW-1I, and downgradient monitoring wells PZ-522I and MW-545I). The samples were collected using passive rigid porous polyethylene (RPP) samplers and submitted for laboratory analysis of 1,4-dioxane via USEPA SW-846 Method 8260C SIM to achieve method detection limits below the 0.4 µg/L criterion for 1,4-dioxane. The analytical results indicated that 1,4-dioxane was reported in plume well PZ-522I (3.6 J µg/L) and downgradient well MW-545I (0.81 J µg/L), but 1,4-dioxane was not detected in the source area wells. Based on these results, additional assessment of dissolved 1,4-dioxane concentrations at the Site was recommended.

2.3.5.1 May 2017 1,4-Dioxane Sampling

Additional groundwater sampling to further assess 1,4-dioxane concentrations at the Site was conducted in May 2017. The results and findings of the May 2017 groundwater sampling event were submitted to Lockheed Martin in a memorandum dated July 19, 2017 (Appendix A of this report) and are summarized below.

A total of 19 monitoring wells were sampled on May 16, 2017 to further assess potential 1,4-dioxane concentrations at the Site. Three background monitoring wells (MW-532S, MW-532D, and MW-531I) and seven downgradient monitoring wells (MW-505S, MW-505I, MW-545S, MW-547D, MW-547I, MW-546S, and MW-546I) were sampled primarily to assess 1,4-dioxane concentrations in wells historically not impacted by volatile organic contaminants associated with the Site. Five wells were sampled to assess potential 1,4-dioxane concentrations near the CEA boundaries (downgradient fringe wells PZ-524S, PZ-524I, MW-544S, and MW-544I and side-gradient fringe well MW-2I; see Figure 2-2). Monitoring wells MW-549I, MW-1I, PZ-522I, and MW-545I were also resampled to confirm the September 2016 results.

The groundwater samples were collected using RPP samplers and submitted for laboratory analysis of 1,4-dioxane via USEPA SW-846 Method 8260 SIM. The analytical results indicated that 1,4-dioxane concentrations exceeded the method detection limit only in plume well PZ-522I (3.4 J µg/L in the duplicate sample). Concentrations of 1,4-dioxane were not detected in any of the remaining wells sampled, including downgradient fringe well MW-545I, where 1,4-dioxane was detected above the reporting limit in September 2016 (0.81 J µg/L).

The May 2017 groundwater analytical results indicated that 1,4-dioxane was not detected in the background wells, the source area wells, and all but one of the plume wells sampled at the Site. Groundwater analytical results from previous sampling events (i.e., the assessment of emerging contaminants conducted in 2007 and 2009, and the September 2016 sampling event) indicate that 1,4-dioxane concentrations are generally decreasing in well PZ-522I (8.2 µg/L in 2007, 5.57 µg/L in 2009, 3.6 µg/L in September 2016, and 3.4 J µg/L in May 2017), but the concentration still exceeds the NJDEP GWQS of 0.4 µg/L.

Based on the elevated 1,4-dioxane concentration in well PZ-522I, it was recommended that monitoring of 1,4-dioxane concentrations in well PZ-522I be continued as part of the Site groundwater monitoring program. Although the 1,4-dioxane concentration reported in September 2016 in monitoring well MW-545I was not confirmed during the May 2017 sampling event, this well is a CEA boundary well located downgradient of well PZ-522I. As such, it was also recommended that 1,4-dioxane concentrations in well MW-545I be monitored as part of the Site groundwater monitoring program for as long as 1,4-dioxane concentrations in PZ-522I remain above the NJDEP GWQS. The LSRP concurred with these recommendations, and samples collected from both wells during the February 2018 biennial sampling event were analyzed for 1,4-dioxane.

2.3.6 Vapor Intrusion Investigations

The August 2009 RAPR presented an evaluation of the potential for exposure to vapor within structures located above the Site's groundwater contaminant plume. The evaluation concluded that the potential for VI to occur and to result in unacceptable indoor air concentrations in occupied structures nearest to the Site exists, and that further investigation was warranted.

Following the August 2009 RAPR, a work plan was submitted to NJDEP and a series of VI investigations were conducted that focused on sub-slab soil vapor and indoor air sampling at structures located nearest to the groundwater plume source area at the Site, including the Watchung Square Mall (Walmart store), one adjoining property (Avalon Watchung Apartments, and Regency Village Condominiums, which is located adjacent to and hydraulically downgradient of the Avalon Watchung complex. These investigations were documented in the following reports that were submitted to (and approved by) NJDEP and/or the LSRP:

- ***Revised VI Investigation Work Plan, August 2010.*** The 2010 Work Plan was approved by NJDEP on December 9, 2010.

- ***VI Investigation Report, November 22, 2011.*** During this investigation, sub-slab soil gas samples were collected from Avalon Watchung Buildings 3 through 12 and Building 14. NJDEP issued a technical review and comment letter, dated December 9, 2011 in response to this report.

- ***VI Investigation Report Addendum, January 31, 2012.*** This investigation implemented the recommendations of the November 22, 2011 report. NJDEP commented via e-mail on June 25, 2012. The report recommended that an additional round of sub-slab soil gas samples be collected from Avalon Watchung Buildings 3, 6, 7 and 12 and from the Clubhouse. To provide correlative data for the evaluation of the sub-slab soil gas sampling proposed, additional indoor air sampling was also recommended for Avalon Watchung Buildings 3, 6, 7 and 12 and the Clubhouse.

- ***VI Investigation Data Submittal, April 10, 2012***. This submittal presented the data collected at Wal-Mart. The analytical results indicated that TCE concentrations in sub-slab samples and indoor air samples collected at the Wal-Mart building did not exceed the NJDEP non-residential Soil Gas Screening Level (SGSL) or the Indoor Air Screening Level (IASL) for TCE.

- ***2013 Comprehensive Vapor Intrusion Investigation Report, June 11, 2013***. The 2013 Comprehensive VI Investigation addressed the recommendations of the January 2012 VI Investigation Report Addendum. The 2013 Comprehensive VI Investigation also addressed the VI concerns related to Regency Village as discussed in the 2011 RAPR. The 2011 RAPR recommended that the construction of Regency Village Buildings 3, 4, 5, and 6 (closest to the former LEC facility) be evaluated to determine whether there were any ground floor or basement living units in any of the buildings. These four buildings did not have living spaces but did have crawl spaces and were included as part of the 2013 Comprehensive VI Investigation. The investigation was later expanded to include Buildings 17, 26, 36 and 38 at Regency Village which were found to have (or potentially have) basement living units. The 2013 investigation also included an additional round of

sub-slab soil gas and indoor air samples from Avalon Watchung Buildings 3, 6, 7 and 12 and from the Clubhouse.

- ***2014 Vapor Intrusion Investigation Report.*** The 2014 Vapor Intrusion Investigation Report addressed the recommendations of the 2013 Comprehensive Vapor Intrusion Investigation Report. The 2014 Vapor Intrusion Investigation included one round of sub-slab soil gas and indoor air samples from Avalon Watchung Buildings 3, 6, and 7. Results indicated that the VI pathway is not complete at Avalon Watchung Building 7, and no further work was recommended at this building.

- ***2015 Vapor Intrusion Investigation Report***. The 2015 VI Investigation Report addressed the recommendations of the 2014 VI Investigation Report. The 2015 Vapor Intrusion Investigation included one round of sub-slab soil gas and indoor air samples from Avalon Watchung Buildings 3 and 6. The analytical data for Buildings 3 and 6 indicated that additional sub-slab sampling events were needed to confirm that the concentrations of TCE in sub-slab soil gas beneath these buildings are continuing to decline to levels less than the residential SGSL.

- ***2016 Vapor Intrusion Investigation Report.*** The 2016 VI Investigation Report addressed the recommendations of the 2015 VI Investigation Report. The 2016 Vapor Intrusion Investigation included one round of sub-slab soil gas and indoor air samples from Avalon Watchung Buildings 3 and 6. Results indicated that the VI pathway is not complete at Avalon Watchung Building 3, and no further work was recommended at this building.

- ***2017 Vapor Intrusion Investigation Report.*** The 2017 VI Investigation Report addressed the recommendations of the 2016 VI Investigation Report. The 2017 Vapor Intrusion Investigation included one round of sub-slab soil gas and indoor air samples from Avalon Watchung Building 6. Results indicated that the VI pathway is not complete at Avalon Watchung Building 6, and no further work was recommended at this building. The results of the 2017 VI investigation are discussed in Section 4.4 of this report.

SECTION 3
TECHNICAL OVERVIEW

This RAPR includes data collected during one biennial sampling event conducted in February 2018, which is consistent with the monitoring schedule established in the approved RAP (Table 3-1). The monitoring program, the quality of the analytical data, and an overall assessment of the February 2018 sampling results are briefly described in this section. A more detailed description of the field methods used during sampling and the specific findings are provided in Section 4 of this report.

3.1 GROUNDWATER AND SURFACE WATER REMEDIATION OBJECTIVES

The objectives of the activities conducted at the Site are to demonstrate that the remedial action and controls continue to be protective of human health and the environment and to meet the other Remedial Action Permit requirements.

3.2 GROUNDWATER MONITORING PROGRAM

The purpose of the groundwater monitoring program is to provide data to:

- Characterize the VOC concentration distribution in groundwater to demonstrate that the established CEA boundaries and duration continue to be protective.
- Demonstrate that the shallow groundwater plume is decreasing and there are no potential VI receptors.
- Provide groundwater and surface water monitoring data as the basis for demonstrating that the plume will not impact any receptors and that VOC concentrations continue to attenuate to support a reduced monitoring frequency.

Consistent with the monitoring schedule established in the approved RAP (Table 3-1), groundwater and surface water monitoring was conducted on a semi-annual basis during years 1 and 2 (i.e., 2015 and 2016) following the July 2, 2014 effective date of the RAP, after which the sampling frequency increased to biennial. A review of the historical TCE concentrations in Site monitoring wells over an approximately 10-year period (from March 2007 through September 2016) indicates a mild

seasonal influence, with slightly higher TCE concentrations observed more often in monitoring wells sampled in the spring, rather than the fall. Accordingly, the biennial sampling events will be conducted in the spring. The February 2018 biennial sampling event was conducted slightly earlier than spring to provide data for inclusion in the biennial certification of the CEA/WRA.

During the February 2018 biennial sampling event, synoptic groundwater level measurements were collected from all Site monitoring wells and piezometers prior to the start of sampling.

During the February 2018 biennial sampling event, groundwater samples were collected using passive diffusion bag (PDB) samplers. Based on the monitoring schedule in the approved RAP, groundwater samples were collected from 45 monitoring wells during the February 2018 sampling event.

Groundwater samples were also collected for 1,4-dioxane analysis from two monitoring wells (PZ-522I and MW-545I) using passive RPP samplers. Discussions with the LSRP and Greg Giles (NJDEP) on April 12, 2016 provided confirmation that that the use of RPP samplers is an acceptable method for collecting groundwater samples for 1,4-dioxane analysis.

The sampled monitoring wells are listed in Table 3-1 and identified on Figure 3-1. Surface water samples were collected from four locations along Crab Brook during the biennial sampling event (Table 3-1 and Figure 3-1). The surface water samples were collected as grab samples using laboratory-supplied containers in accordance with the NJDEP FSPM.

Groundwater and surface water samples collected during the February 2018 biennial sampling event were submitted to TestAmerica Laboratories, Inc. (TestAmerica) for laboratory analysis of Target Compound List (TCL) VOC+15 using USEPA SW-846 Method 8260C. Groundwater samples collected for 1,4-dioxane analysis were also submitted to TestAmerica for analysis via USEPA SW-846 Method 8260C SIM.

3.3 DATA QUALITY ASSESSMENT

The groundwater and surface water samples were analyzed by TestAmerica for volatile compounds consistent with the NJDEP Data of Known Quality Protocols (DKQP) to meet the

measurement performance criteria and quality control samples specified for USEPA SW-846 Method 8260. A screening review was performed by a USEPA Region II certified data validator using the criteria specified in NJDEP's Data of Known Quality Protocols Technical Guidance and Data Quality Assessment and Data Usability Evaluation Technical Guidance, in conjunction with Standard Operating Procedure HW-24, Rev. 4, September 2014, and best professional judgment. The data validation reports provided in Appendix B and the data validation qualifiers are included in the groundwater and surface water data summary tables in Section 4 of this report. The primary issues identified are summarized below.

3.3.1 Groundwater Data – Biennial Sampling

A review of the laboratory analytical data reports indicates that the biennial groundwater data quality is acceptable and that all of the data are useable.

Proper preservation of the groundwater samples was verified by the laboratory. All holding times were met and surrogate recoveries met criteria. Analytical results for groundwater samples collected from wells MW-549I, MW-550S, MW-506S, MSW-508D, and PZ-54I during the February 2018 sampling event and their corresponding field duplicate samples (DUP-01, DUP-02, DUP-03, DUP-04, and DUP-05, respectively) met the acceptance criteria specified in the Quality Assurance Project Plan (i.e., the Relative Percent Difference [RPD] between the reported results was less than 30%).

As shown in Appendix B, the reported results for several compounds unrelated to the Site were qualified as estimated (J/UJ) during the February 2018 sampling event, primarily for exceeding the % Difference criteria in an associated continuing calibration. For one or more groundwater samples, these compounds included trichlorofluoromethane, bromomethane, bromoform, and dichlorodifluoromethane. The concentration of acetone and methylene chloride in multiple groundwater samples were qualified as non-detect (U) due to blank contamination. Acetone and methylene chloride are unrelated to the former LEC Site and are common laboratory contaminants.

Consistent with the NJDEP FSPM, a modified PDB trip/equipment blank was collected during deployment of the PDBs in the monitoring wells during the February 2018 sampling event. The modified trip/equipment blank was obtained by ordering an extra PDB sampler that was shipped to the Site and handled in the same manner as the other PDBs deployed during the sampling event. The analytical results for the modified trip blank indicate that low concentrations of methylene chloride (0.51 J µg/L) and toluene (1.9 µg/L) were reported.

3.3.2 Groundwater Data – 1,4-Dioxane Sampling

A review of the laboratory analytical data report indicates that the quality of the February 2018 1,4-dioxane groundwater data generated using Method 8260C SIM is acceptable and that all of the data are useable.

Proper preservation of the groundwater samples was verified by the laboratory. All holding times were met and surrogate recoveries met criteria. Analytical results for groundwater sample PZ-522I-RPP and corresponding field duplicate sample DUP-06-RPP were within the required limits of precision.

Consistent with the NJDEP FSPM, a modified RPP trip/equipment blank was collected during deployment of the RPPs in the monitoring wells during the February 2018 sampling event. The modified trip/equipment blank was obtained by ordering an extra RPP sampler that was shipped to the Site and handled in the same manner as the other RPPs deployed during the sampling event. The analytical results for the February 2018 modified trip blank indicate that no 1,4-dioxane concentrations were reported.

3.3.3 Surface Water Data – Biennial Sampling

A review of the laboratory analytical data reports indicates that the surface water data quality is acceptable and that all of the data are useable.

Proper preservation of the surface water samples was verified by the laboratory. All holding times were met and surrogate recoveries met criteria. Analytical results for the surface water sample collected from sampling location SW-4 and the corresponding field duplicate sample DUP-07 met

the acceptance criteria specified in the Quality Assurance Project Plan during the February 2018 sampling event.

As shown in Appendix B, the reported results for dichlorodifluoromethane in surface water samples SW-2 through SW-4 and DUP-07 were qualified as estimated (J/UJ) during the February 2018 sampling event due to exceeding the continuing calibration % Difference criteria. Dichlorodifluoromethane is unrelated to the Site. The concentration of acetone in sample SW-3 and methylene chloride in all of the surface water samples were qualified as non-detect (U) due to blank contamination. As noted above, acetone and methylene chloride are unrelated to the former LEC Site and are common laboratory contaminants.

3.3.4 Other Potential Factors Influencing the Data

As noted above, historical groundwater data at the Site indicates that slightly higher TCE concentrations are observed more often in monitoring wells sampled in the spring, rather than the fall. No other significant events or seasonal variations are known to have affected the sampling procedures or the groundwater and surface water results presented in this report.

3.3.5 Overall Assessment of the Sampling Results

3.3.5.1 Groundwater Results – Biennial Sampling

Analytical results for the groundwater samples collected during the February 2018 sampling event indicate that TCE concentrations are either overall the same or slightly lower than the March 2016 results reported in the 2016 RAPR, and the TCE distribution is generally similar. TCE concentrations exceeding the NJDEP GWQS in the shallow zone monitoring wells were relatively low and were limited to well MW-508S (1.4 µg/L) located immediately downgradient of the former LEC Site facility area. The TCE concentration in source area well MW-549S (1.0 µg/L) has decreased slightly since 2016 (1.1 µg/L in September 2016) and meets the NJDEP GWQS.

Based on the February 2018 groundwater monitoring data, the TCE concentration distribution in the intermediate aquifer zone is represented as a single plume, which is generally similar to the concentration distribution observed in March 2016 and is consistent with historical interpretations at the Site. It is noteworthy, however, that the September 2016 TCE concentration distribution in

the intermediate zone was contoured in the 2016 RAPR as a divided plume, based on generally low TCE concentrations reported in the central downgradient wells during the September 2016 sampling event. A divided plume is consistent with predictive groundwater flow and solute transport model simulations for the Site, as presented in the 2014 RI/RAPR.

A review of trend graphs and the associated historic TCE concentrations indicates generally decreasing or stable TCE concentrations in the selected wells.

The highest TCE concentrations during the February 2018 sampling event were reported in monitoring well MW-547I (4.7 µg/L) and monitoring well MW-546D (3.0 µg/L). The reported TCE concentration in MW-547I appears to be anomalous, since TCE concentrations were not reported in this well during semi-annual sampling from 2014 to 2016. However, TCE concentrations exceeding the GWQS of 1 µg/L have been reported in MW-547I in the past (e.g., 2 µg/L reported in June 2008). Continued monitoring will provide data to confirm the TCE concentration reported in February 2018 and whether the concentration trend is changing.

The TCE concentration in source area well MW-549I has decreased substantially since 2014 and has remained below 10 µg/L since March 2015. The February 2018 TCE concentrations reported in samples collected from MW-549I (1.0 µg/L in the duplicate sample) and MW-1I (2.7 µg/L) located down-dip of well MW-549I indicate that both wells continue to exhibit a slightly decreasing TCE concentration trend.

The analytical results for groundwater samples collected from well clusters MW-501 and MW-503 delineate the limit of the TCE plume to the southeast in the shallow and intermediate zones. Similarly, the analytical results for samples collected from shallow wells MW-506S and MW-502S delineate the downgradient extent of the shallow TCE plume to the southwest. The analytical results for samples collected from intermediate well MW-546I delineates the northwest lateral extent of the downgradient TCE plume. Further downgradient, the analytical results for well cluster MW-2 delineate the limit of the TCE plume in the intermediate and deep zones to the southeast, and the results for well MW-3D delineate the limit of the TCE plume to the northwest.

The analytical results for samples collected from monitoring well MW-1I in February 2018 indicate that TCE concentrations exceeded the NJDEP GWQS (1 µg/L); however, the groundwater flow and transport modeling results indicate that the farthest lateral extent of the 1 µg/L TCE isoconcentration line is approximately 375 feet northwest of MW-1I, which is within the current CEA boundary; therefore, TCE concentrations in groundwater are delineated to the northwest near well MW-1I and the current CEA boundary in this area remains appropriate for the Site. As predicted in the model simulations, the elevated TCE concentrations near MW-1I have decreased over time, presumably as a result of natural attenuation. The TCE concentration in samples collected from MW-1I have decreased from 120 µg/L in March 2014 to 2.7 µg/L in February 2018.

Elevated TCE concentrations reported in February 2018 in PZ-524I (2.5 µg/L) and in PZ-524D (2.8 µg/L) were higher than anticipated near the downgradient edge of the groundwater plume. Lower TCE concentrations were reported in the nearest wells located hydraulically upgradient to the PZ-524 well cluster (PZ-522I and PZ-522D) during the February 2018 sampling event. More importantly, elevated PCE concentrations were reported in both PZ-524I (84 µg/L in the duplicate sample), and PZ-524D (70 µg/L). Reported PCE concentrations in the nearest upgradient wells PZ-522I and PZ-522D were below the NJDEP GWQS of 1 µg/L in February 2018. Similar results were reported for samples collected from the PZ-524 and PZ-522 wells in 2014, 2015, and 2016.

As noted in Section 2 of this report, a former dry cleaner is located at 221 Grove Street, which is situated hydraulically upgradient of well cluster PZ-524. Given the historical use of the 221 Grove Street property for dry cleaning, the reported detections of PCE at concentrations one to two orders of magnitude higher than the PCE concentrations detected in the other Site monitoring wells, and concentration gradients in monitoring wells at the former LEC Site that are not consistent with a source related to the former LEC Site, the former dry cleaner at 221 Grove Street may be the source of the PCE detections in the PZ-524 wells. It is also possible that the elevated TCE concentrations reported in wells PZ-524I and PZ-524D are the result of natural attenuation of dissolved PCE in groundwater. Based on the above information, the established downgradient CEA boundary is considered to be appropriate for the Site and no changes to the CEA are required.

3.3.5.2 Groundwater Results – 1,4-Dioxane Sampling

Additional groundwater samples were collected in February 2018 from wells PZ-522I and MW-545I for 1,4-dioxane analysis. The analytical results indicate 1,4-dioxane was reported in plume well PZ-522I (3.6 J µg/L), but 1,4-dioxane was not detected in downgradient well MW-545I. The 1,4-dioxane concentration in well PZ-522I is the same concentration reported during the previous September 2016 sampling event, but the 1,4-dioxane concentration in well MW-545I has decreased from 0.81 J µg/L in September 2016 to 0.22 U µg/L in February 2018. Continued monitoring of 1,4-dioxane concentrations in both wells as part of the Site groundwater monitoring program is recommended.

3.3.5.3 Surface Water Results

The analytical results for surface water samples collected during the February 2018 sampling event indicate that TCE concentrations did not exceed the reporting limit or the NJDEP FW2-NT Surface Water Quality Standards (SWQS) (N.J.A.C. 7:9B) of 1 µg/L. No other VOC concentrations exceeded their respective NJDEP SWQS.

SECTION 4
REMEDIAL ACTION PROGRESS REPORT

Previous groundwater and surface water investigations have delineated a groundwater plume comprised primarily of TCE in the local bedrock and overburden aquifer system. TCE has been reported at concentrations exceeding the NJDEP GWQS of 1 µg/L in groundwater beneath the Site, extending to the southwest approximately 7,000 feet. The Site GWES was activated on July 17, 2003 to remediate the TCE plume and intercept groundwater prior to its entry into Crab Brook. This system was turned off on May 28, 2011. During operation, groundwater was pumped from extraction well RW-1, located on North Drive in North Plainfield, at an approximate rate of 120 gpm. Effluent sampling and monthly performance sampling were also conducted in accordance with the NJPDES permit to monitor the effectiveness of the recovery system. Groundwater and surface water sampling is currently conducted on a biennial basis to monitor potential changes in the extent and concentration of TCE in groundwater. Remedial activities and evaluations completed in association with the groundwater monitoring and surface water monitoring activities conducted in February 2018 are described in the sections below.

4.1 GROUNDWATER MONITORING AND SAMPLING ACTIVITIES

A biennial groundwater monitoring and sampling event was conducted on February 27, 2018 in accordance with the sampling schedule presented in Table 3-1. The groundwater sampling locations are shown on Figure 3-1.

As presented in the previous RAPRs, groundwater beneath the Site has been conceptually divided into three vertical zones to facilitate hydrogeologic analysis:

- shallow zone – overburden and shallow bedrock groundwater from the groundwater table to approximately 50 feet above msl;

- intermediate zone – bedrock groundwater from approximately 50 feet above msl to approximately 50 feet below msl; and,
- deep zone – bedrock groundwater below 50 feet below msl.

Historically, monitoring-well clusters (couplets or triplets) have been installed to monitor groundwater quality in these three vertical zones, with a naming convention that was intended to convey information about the depth of the individual wells within the well cluster. At monitoring well couplets, the deeper monitoring well was designated with an "A" at the end of its name, and the shallower monitoring well was designated with a "B". Similarly, at monitoring well triplets, the deepest monitoring well was designated with an "A", the intermediate-depth monitoring well was designated with a "B", and the shallowest monitoring well was designated with a "C". This naming convention, however, became cumbersome in practice, in that "A" designated wells may be present in either the deep vertical zone or the intermediate vertical zone, and "B" designated wells may be present in either the shallow or the intermediate vertical zone, depending on whether the monitoring-well cluster represented is a well couplet or a well triplet. Therefore, to minimize confusion, this report has presented all monitoring wells in the shallow zone as defined above with an "S" designation, all monitoring wells in the intermediate depth zone with an "I" designation, and all monitoring wells in the deep zone with a "D" designation (replacing the previous "A", "B", and "C" designations). A summary of current monitoring well designations and well construction information is provided in Table 4-1 (historic well designations were retained in Table 4-1 for those monitoring wells that are listed as missing or destroyed). The groundwater sampling methods are summarized below, followed by a discussion of the groundwater analytical results and investigative findings.

4.1.1 Groundwater Sampling Methods

The groundwater samples collected for VOC analysis in February 2018 were collected using PDBs that were pre-filled with laboratory-certified analyte-free water prior to shipment to the Site. The PDB field data sheets are provided in Appendix C. Based on the monitoring schedule in the approved RAP, groundwater samples were collected from 45 monitoring wells.

The deployed PDBs were attached to dedicated weighted tether lines in the wells to keep them positioned in the screened interval. Following a two-week equilibration period, the PDBs were retrieved from the wells using the deployment lines, and the samples were transferred to the appropriate laboratory-supplied bottles. As previously noted, groundwater samples were submitted for laboratory analysis of VOCs via USEPA SW-846 Method 8260.

Additional groundwater samples were collected from wells PZ-522I and MW-545I for 1,4-dioxane analysis. These additional samples were collected using passive RPP groundwater samplers. The RPP samplers were deployed in the designated wells and allowed to equilibrate for two weeks prior to retrieval and sample collection. The groundwater samples were submitted for laboratory analysis of 1,4-dioxane via USEPA SW-846 Method 8260C SIM. Method 8260C SIM was used to achieve method detection limits below the 0.4 µg/L criterion for 1,4-dioxane.

During the February 2018 biennial sampling event, a synoptic round of groundwater level measurements was collected from the Site monitoring wells and piezometers on the same day as sample collection. The wells were also visually inspected and their physical condition was recorded during the synoptic round.

4.1.2 Groundwater Sampling Results

4.1.2.1 Groundwater Elevations

Synoptic groundwater level measurements were collected on February 27, 2018 from the Site monitoring wells. The depth to groundwater measurements and the calculated water level elevations are provided in Table 4-2. The groundwater elevation data were used to prepare groundwater elevation contour maps for the shallow, intermediate, and deep aquifer zones (Figures 4-1 through 4-3).

In general, the groundwater elevation measurements presented in Table 4-2 and on Figures 4-1 through 4-3 are consistent with historic groundwater elevation data at the Site. As shown in Figure 4-1, the hydraulic gradient in the shallow zone is relatively flat, sloping to the south beneath the Site and gradually to the southwest downgradient of the Site. The hydraulic gradient in the intermediate zone is similar to the shallow zone, trending slightly more to the southwest (Figure

4-2). The hydraulic gradient in the deep zone appears to slope more to the southwest (Figure 4-3). It should be noted that given the anisotropic nature of the bedrock aquifer (i.e., flow occurs primarily in fractures and partings parallel to the bedding strike direction), the preferential flow path will be approximately parallel to bedrock strike (northeast-southwest) and not necessarily in the direction of the maximum hydraulic gradient.

4.1.2.2 Summary of Groundwater Results – Biennial Sampling

The analytical results for groundwater samples collected during the February 2018 sampling event are provided in Table 4-3. Analyte concentrations that exceed NJDEP GWQS are highlighted in the tables. TCE isoconcentration maps for the shallow, intermediate and deep aquifer zones for the February 2018 sampling event are provided in Figures 4-4 through 4-6. NJDEP reduced-deliverable analytical data packages for the February 2018 sampling event are provided in Appendix D of this report.

As stated in Section 3.2, historical TCE concentrations in groundwater samples collected at the Site in the spring are generally slightly higher than TCE concentrations in groundwater samples collected in the fall. Comparison of the February 2018 analytical results with the March 2016 analytical results reported in the 2016 RAPR indicate that the groundwater TCE concentrations in February 2018 are generally the same or slightly lower than the March 2016 results reported in the 2016 RAPR, and the TCE concentration distribution is generally similar. The highest TCE concentrations during the February 2018 sampling event were reported in monitoring well MW-547I (4.7 µg/L) and monitoring well MW-546D (3.0 µg/L). Monitoring well MW-547I, which was added to the monitoring schedule in 2014, was sampled semi-annually from 2014 through 2016, and TCE was not reported in this well during that period. It is unclear why TCE was detected in MW-547I during the February 2018 sampling event. Concentration trends in MW-547I will continue to be monitored in accordance with the approved RAP monitoring schedule.

The highest TCE concentrations in 2016 were reported in intermediate well MW-1I located northwest and side-gradient to the former source area (13 µg/L reported in March 2016) and in intermediate well MW-549I located near the former source area (6.5 µg/L reported in the September 2016 field duplicate sample). Monitoring well MW-549I is screened from 190 to 210

feet bgs (-11 to -31 feet below msl) and monitoring well MW-1I is screened from 245 to 255 feet bgs (-52 to -62 feet below msl). Well MW-1I was installed and screened to monitor approximately the same fractured bedding units as MW-549I in the down-dip direction. The TCE concentration in MW-549I has decreased substantially since 2014 (330 µg/L in March 2014 and 49 µg/L in September 2014) and has remained below 10 µg/L since March 2015. The February 2018 TCE concentrations reported in samples collected from MW-549I (1.0 µg/L in the duplicate sample) and MW-1I (2.7 µg/L) indicate that both wells continue to exhibit a slightly decreasing TCE concentration trend.

The next highest TCE concentrations were reported in samples collected in wells PZ-524D (2.8 µg/L), PZ-524I (2.5 µg/L), and PZ-522D (2.0 µg/L). This is consistent with the March 2016 groundwater monitoring results.

The elevated TCE concentrations reported in PZ-524D and PZ-524I are similar to TCE concentrations reported in groundwater samples collected from these wells in 2014, 2015, and 2016. The reported concentrations are higher than anticipated near the downgradient edge of the groundwater plume. The nearest wells located hydraulically upgradient to the PZ-524 well cluster are PZ-522I and PZ-522D, and reported TCE concentrations in these wells are lower than the concentrations reported in PZ-524I and PZ-524D during the February 2018 sampling event (Figures 4-5 and 4-6). In addition, as shown in Table 4-3, elevated PCE concentrations were reported in both PZ-524I (84 µg/L in the duplicate sample) and PZ-524D (70 µg/L). Reported PCE concentrations in the nearest upgradient wells PZ-522I and PZ-522D were below 1 µg/L. Similar results were reported for samples collected from the PZ-524 and PZ-522 wells in 2014, 2015, and 2016.

As noted in Section 2 of this report, a former dry cleaner is located at 221 Grove Street, which is near the intersection of Grove Street and Greenbrook Road and is situated hydraulically upgradient of well cluster PZ-524. Given the historical use of the 221 Grove Street property for dry cleaning, the reported detections of PCE in the PZ-524 wells at concentrations one to two orders of magnitude higher than the PCE concentrations detected in the other Site monitoring wells (in 2014, 2015, and 2016), and concentration gradients in monitoring wells at the former LEC Site that are not consistent

with a source related to the former LEC Site, the former dry cleaner at 221 Grove Street may be the source of the PCE detections in the PZ-524 wells. It is also possible that the elevated TCE concentrations reported in wells PZ-524I and PZ-524D are the result of natural attenuation of dissolved PCE in groundwater. Concentration trends in these wells will continue to be monitored in accordance with the approved RAP monitoring schedule.

Elevated TCE concentrations were also reported in well PZ-522I (1.7 µg/L). Concentrations of TCE in the remaining wells that were sampled during the February 2018 event and not already discussed above did not exceed 1.5 µg/L. TCE concentrations in downgradient well clusters MW-544 and MW-545 were either not detected or did not exceed 1 µg/L.

The reported TCE concentration in well MW-547S did not exceed the NJDEP GWQS of 1 µg/L. Monitoring well MW-547S was added to the monitoring program in 2014, and semi-annual sampling results from 2014 through 2016 indicated that TCE concentrations in groundwater samples collected in the fall from MW-547S were higher than TCE concentrations in samples collected in the spring and exceeded the NJDEP GWQS (6.2 µg/L in September 2014, 5.9 µg/L in September 2015, and 3.5 µg/L in September 2016). As discussed in the 2016 RAPR, elevated TCE concentrations historically reported in samples collected from shallow monitoring well MW-547S are considered to be unrelated to the former LEC Site, based on the following lines of evidence:

- Concentration gradients in monitoring wells located upgradient of MW-547S that are not consistent with a TCE source related to the former LEC Site. Groundwater analytical results in 2014, 2015, and 2016 indicate that TCE concentrations were below 1 µg/L in multiple shallow monitoring wells located hydraulically downgradient of the former LEC facility but upgradient of MW-547S. This includes monitoring wells PZ-521S (located immediately upgradient of MW-547S), MW-502S, MW-503S, MW-505S, and MW-506S. Similar concentrations were reported for these wells in the February 2018 samples (Figure 4-4).

- The presence of other VOCs in MW-547S that are unrelated to the former LEC Site. Similar to the 2014, 2015, and 2016 monitoring results, the February 2018 groundwater analytical results for MW-547S indicate the presence of compounds that are unrelated to the Site, specifically 1,2-dichlorobenzene and 1,4-dichlorobenzene.

- The lack of TCE detections in Crab Brook, which receives shallow groundwater flow and is located immediately upgradient of MW-547S. The upward flow gradients in shallow groundwater near Crab Brook (noted in Section 2.2 of this report) and the low or non-detectable reported TCE concentrations in surface water samples collected from Crab Brook (noted in Section 2 and discussed in Section 4.2 below), argue against the former LEC Site as the source of elevated TCE in shallow monitoring well MW-547S.

Based on a discussion with the LSRP and consistent with the NJDEP 7:26C-1.7, as well as the NJDEP's off-site source guidance document (Administrative guidance for Licensed Site Remediation Professionals and Subsurface Evaluators when encountering contamination that is suspected to be unrelated to a known discharge undergoing remediation, dated September 2014), Tetra Tech notified NJDEP regarding the elevated TCE concentrations in well MW-547S on January 12, 2015 (NJDEP incident number 15-01-12-1759-36, PI number 722540). Tetra Tech also provided NJDEP with a detailed justification for considering the elevated TCE concentrations in MW-547S as anomalous and unrelated to the former LEC Site, citing the lines of evidence described above. Concentration trends in well MW-547S will continue to be monitored in accordance with the approved RAP monitoring schedule.

TCE Isoconcentration Maps and Cross Section

As shown in the shallow TCE isoconcentration maps for the February 2018 sampling event (Figure 4-4) the TCE concentrations in the shallow zone (i.e., from the water table to 50 feet above msl) remain low and offsite migration is limited. Reported TCE concentrations in the shallow zone exceeded the NJDEP GWQS of 1 µg/L only in well MW-508S (1.4 µg/L), located immediately downgradient of the former LEC property (Figure 4-4). The TCE concentration in source area well MW-549S (1.0 µg/L) has decreased slightly since 2016 and met the NJDEP GWQS. TCE concentrations in shallow groundwater samples collected from wells located further downgradient did not exceed the NJDEP GWQS of 1 µg/L.

As noted above, the highest TCE groundwater concentrations at the Site are observed in the intermediate zone (i.e., from 50 feet above msl to 50 feet below msl), as shown on Figure 4-5. The February 2018 TCE concentration distribution in the intermediate zone is contoured as a single groundwater plume on Figure 4-5. This is consistent with the March 2016 TCE concentrations distribution and with historical interpretations at the Site. It is noteworthy, however, that the

September 2016 TCE concentration distribution was contoured in the 2016 RAPR as a divided plume, with elevated TCE concentrations concentrated near the former source area and near the downgradient wells to the southwest, based on generally low TCE concentrations reported in the central downgradient wells during the September 2016 sampling event. A divided plume is consistent with predictive groundwater flow and solute transport model simulations for the Site.

The downgradient extent of TCE-impacted groundwater in the intermediate zone appears to be near well PZ-524I (2.5 µg/L), where reported TCE concentrations exceeded the NJDEP GWQS (Figure 4-5). As noted above, it is possible that the elevated TCE concentrations reported in wells PZ-524I and PZ-524D are the result of natural attenuation of PCE, which was identified at high concentrations in these wells and is not associated with the former LEC Site. Reported TCE concentrations in intermediate wells MW-544I and MW-545I, which are located downgradient and roughly the same distance from the Site as PZ-524I, were either non-detect or did not exceed 1 µg/L.

In the deep zone (i.e., greater than 50 feet below msl), the highest TCE concentrations were reported in samples collected from deep wells MW-546D (3.0 µg/L) and PZ-524D (2.8 µg/L). The TCE concentrations in these wells are similar to the reported TCE concentrations in March 2016. Based on the TCE concentrations in MW-508D (1.3 µg/L) and MW-532D (0.57 J µg/L), the interpreted areal extent of elevated TCE concentrations in the deep aquifer zone in February 2018 is smaller than historically depicted for the spring sampling event (Figure 4-6).

Similar to the intermediate zone, the downgradient extent of TCE-impacted groundwater in the deep zone appears to extend to the area near well PZ-524D (Figure 4-6), but the elevated concentrations in this well are considered to be the result of natural attenuation of PCE that is unrelated to the Site. TCE concentrations in deep wells MW-544D and MW-545D, located downgradient and approximately the same distance from the Site as PZ-524D, did not exceed 1 µg/L.

The location of a cross-section oriented approximately parallel to the bedrock strike direction and situated within the TCE plume is provided on Figure 4-7. The cross-section, including TCE isoconcentration contours based on the February 2018 data, is provided on Figure 4-8. As shown

in the cross-section, the reported TCE concentrations in wells MW-532S and MW-532D in February 2018 did not exceed 1 µg/L. As a result, the interpreted upgradient extent of the TCE plume (represented by the 1 µg/L TCE isoconcentration line on Figure 4-8) is located near the southwestern boundary of the former LEC Site. The higher TCE groundwater concentrations are observed in the intermediate and deep zones of the bedrock aquifer. The highest TCE concentrations in the deep zone groundwater along the plume center line and hydraulically downgradient of the Site were reported in wells MW-546D (3.0 µg/L) and PZ-524D (2.8 µg/L). The presence of TCE concentrations in the deep zone downgradient of the Site is likely due in part to the downward vertical gradients observed across most of the Site. As shown on the cross section and in Figure 4-4, elevated TCE concentrations in the shallow zone were reported only in well MW-508S (1.4 µg/L) located immediately downgradient of the Site.

Several monitoring wells located side-gradient to the center line of the TCE plume (i.e. to the northwest and the southeast) were projected onto the cross-section to provide additional data regarding the plume configuration. Some of the side-gradient wells, however, were installed in areas of higher or lower elevations than the wells located along the center line of the plume. Therefore, in some instances the side-gradient wells projected onto the cross-section appear to be completed above or below ground surface, in particular well clusters MW-1, MW-507, and MW-508, which are located along East Drive at a relatively higher elevation than the wells located closer to the plume center line.

Other Reported VOCs

In addition to wells PZ-524I and PZ-524D, PCE was detected at concentrations exceeding the NJDEP GWQS of 1 µg/L in wells MW-549S, MW-545D, and MW-550I, (Table 4-3). Reported concentrations in these wells ranged from 1.6 µg/L to 2.8 µg/L, similar to the concentrations reported in 2016 and one order of magnitude lower than the PCE concentrations reported in wells PZ-524I and PZ-524D, which are located more than one mile downgradient of the former LEC Site. As noted above, PCE is unrelated to the Site.

No other compounds were detected at concentrations above the NJDEP GWQS. Other compounds detected at low concentrations in various wells included potential lab contaminants (acetone,

chloroform, and methylene chloride), chlorinated VOCs (cis-1,2-dichloroethene, vinyl chloride, 1,1-dichloroethane, 1,2-dichloroethane, 1,2-dichlorobenzene, and 1,4-dichlorobenzene), Freon compounds (trichlorofluoromethane, and 1,1,2-trichloro-1,2,2-trifluoroethane), and toluene. With the possible exception of cis-1,2-dichloroethene and vinyl chloride (potential daughter products from the natural attenuation of TCE), these aforementioned compounds are not Site-related.

4.1.2.3 Groundwater Concentration Trends

Historical TCE concentrations in groundwater are summarized in Table 4-4. Historical TCE concentrations versus time plots are presented in Appendix E for selected wells. As shown on Table 3-1, source area wells, plume wells, and fringe wells were sampled during the February 2018 sampling event (Figure 3-1). The plume wells are located near the former source area or directly downgradient of it; they are also located upgradient of former recovery well RW-1 and within the capture zone of RW-1 when the GWES was operating. The fringe wells are located primarily downgradient of the Site, and include five additional monitoring wells installed in 2013 (MW-1S, MW-1I, MW-2I, MW-2D, and MW-3D) and the three most downgradient well clusters (MW-544, MW-545 and PZ-524). Background wells MW-532S and MW-532D, located upgradient of the former source area to the northeast, are included with the list of fringe wells. As shown in Appendix E and Table 4-4, decreasing concentration trends were observed in the source, plume, and fringe monitoring wells since pumping and treatment began in July 2003.

A comparison between TCE concentrations in monitoring well samples collected in November 1999 (prior to activation of the GWES) and in February 2018 is presented in Table 4-5. The results for 20 of the 21 wells considered have either reported a greater than 98% decrease in TCE concentrations or have reported TCE concentrations below the NJDEP GWQS since pumping was initiated in 2003. Of significance, 14 of those wells showed decreases of 99% or greater over the period. As shown in Table 4-4 and Appendix E, reported TCE concentrations in well PZ-522D and MW-546D appear to be either reducing very gradually or are nearly asymptotic.

The TCE concentrations for all of the wells listed on Table 4-5 are less than 3 µg/L, with the exception of fringe well MW-546D (3.0 µg/L). Since 1999, before the GWES was activated, TCE concentrations have decreased by more than two orders of magnitude at wells MW-502S, MW-

508S, MW-549S and MW-549I (both wells in the former source area), MW-550S, MW-506I, and MW-507I. These wells were situated within the area of pumping influence created by extraction well RW-1, and demonstrate statistically significant TCE reductions. The GWES has been shut down since May 28, 2011. The February 2018 results represent the TCE concentrations after approximately six years and nine months without system operation.

A review of the trend graphs in Appendix E and the associated historic TCE concentrations in Table 4-4 indicates generally decreasing or stable TCE concentrations in all of the wells that were sampled periodically over the past 16 to 25 years. The lines of evidence that were used to demonstrate the applicability of Monitored Natural Attenuation (MNA) as an effective remedy for groundwater impacts were presented in the 2014 RI/RAPR.

4.1.2.4 Summary of Groundwater Results – 1,4-Dioxane Sampling

As described in Section 4.1.1, additional groundwater samples were collected in February 2018 from wells PZ-522I and MW-545I for 1,4-dioxane analysis. The samples were collected using passive RPP samplers and submitted for laboratory analysis of 1,4-dioxane via USEPA SW-846 Method 8260C SIM to achieve method detection limits below the 0.4 µg/L criterion for 1,4-dioxane. The analytical results are provided in Table 4-6 and shown on Figure 4-9. The analytical results indicate that 1,4-dioxane was detected in plume well PZ-522I (3.6 J µg/L), but 1,4-dioxane was not detected in downgradient well MW-545I.

4.2 SURFACE WATER MONITORING AND SAMPLING ACTIVITIES

4.2.1 Surface Water Sampling Methods

Surface water samples were collected from four locations (SW-1, SW-2, SW-3 and SW-4) in Crab Brook on February 27, 2018 in accordance with the sampling schedule presented in Table 3-1. The surface water sample locations are shown on Figure 3-1. The surface water samples were collected as grab samples via hand methods using laboratory-supplied containers. The samples were collected by filling the sampling containers below the water surface in the designated locations adjacent to the edge of the brook. As previously noted, the surface water samples were submitted for laboratory analysis of VOCs via USEPA SW-846 Method 8260.

Surface water quality parameters were measured at the sampling locations during both sampling events. Water quality parameters measured during surface water sampling included pH, temperature, specific conductivity, and dissolved oxygen. The measurement data was recorded on field data sheets (Appendix F).

4.2.2 Summary of Surface Water Results

The analytical results for surface water samples collected during the February 2018 sampling event are provided in Table 4-7. Analyte concentrations that exceed the NJDEP FW2-NT SWQS are highlighted in the table. The NJDEP reduced deliverable analytical data package for the February 2018 sampling event is provided in Appendix D of this report.

The concentration of TCE did not exceed the reporting limit in surface water samples collected in February 2018. The analytical results indicate that no VOC concentrations exceeded their applicable SWQS.

Acetone was reported in samples SW-3 (13 µg/L) and SW-4 (16 µg/L in the duplicate sample). As noted previously, acetone is a common laboratory contaminant. Estimated concentrations of other VOCs were reported in samples SW-3 and SW-4, including benzene, cis-1,2-dichloroethene, and toluene, but no VOC concentrations exceeded their respective NJDEP SWQS (Table 4-7).

Historical surface water TCE analytical results are summarized in Table 4-8. Historical TCE concentrations versus time plots for each of the four stream sample locations are presented in Appendix G.

4.3 FORMER GWES STATUS

As noted in Section 2.3 of this report, the groundwater extraction system was shut down on May 28, 2011. The GWES was subsequently decommissioned in 2013 in preparation for GWES system reconstruction; however, the RW-1 packer testing results indicated that reconstruction and startup of the GWES was unwarranted. The NJDEP-approved Groundwater RAP for monitored natural attenuation (dated June 26, 2014) became effective on July 2, 2014. Based on the approved

RAP, recovery well RW-1 was decommissioned in March 2015 and the GWES building was demolished in May 2015.

Historic GWES performance sampling results are presented in Table 4-9. Influent TCE concentrations from April 2010 to the system shutdown in May 2011 ranged from 0.67 J µg/L to 1.5 µg/L. Effluent TCE concentrations during this monitoring period ranged from 1.2 µg/L to 3.3 µg/L, well below the NJPDES permit effluent limit for TCE (5.4 µg/L). No NJPDES effluent sample ever exceeded its permitted concentration for any monitored compound during system operation.

4.4 VAPOR INTRUSION INVESTIGATION STATUS

The previous VI investigations conducted at structures located nearest to the groundwater plume source area at the Site (i.e., Avalon Watchung apartments [formerly Crystal Ridge Club], the Regency Village Condominiums, and the Wal-Mart store in the Watchung Square Mall) are summarized in Section 2.3.6. A timeline of VI investigation activities is presented in Table 4-10 with the sample locations.

The results of the January and February 2013 VI investigation at Regency Village and Avalon Watchung were presented in the 2013 Comprehensive Vapor Intrusion Investigation Report dated June 11, 2013 (Tetra Tech, 2013b). Assessment of the sub-slab and indoor air data from Regency Village indicated that the VI pathway is not complete and no further VI work is warranted at Regency Village. Assessment of the sub-slab and indoor air data from Avalon Watchung indicated that the VI pathway is not complete at Building 12 and the Clubhouse, and no further work is warranted at these locations. Confirmatory investigations were recommended for three of the five Avalon Watchung buildings investigated in 2013 (Buildings 3, 6, and 7) to confirm that the concentrations of TCE in sub-slab soil gas beneath these buildings were continuing to decline to levels less than the NJDEP residential SGSL. Analysis of additional indoor air samples was also recommended contingent upon the sub-slab soil gas sampling results.

The results of the January 2014 VI investigation at Avalon Watchung were presented in the 2014 Vapor Intrusion Investigation Report dated May 20, 2014 (Tetra Tech, 2014). Assessment of the

sub-slab and indoor air data from Avalon Watchung indicated that the VI pathway is not complete at Building 7, and no further work is warranted at this building. The analytical data for Buildings 3 and 6 indicated that additional sub-slab sampling events were needed to confirm that the concentrations of TCE in sub-slab soil gas beneath these buildings are continuing to decline to levels less than the NJDEP residential SGSL. Analysis of additional indoor air samples was also recommended contingent upon the sub-slab soil gas sampling results.

The results of the January 2015 VI investigation at Avalon Watchung were presented in the 2015 Vapor Intrusion Investigation Report dated June 2, 2015 (Tetra Tech, 2015b). The scope of work for the 2015 VI investigation was based on the recommendations of the 2014 VI Investigation Report and focused on Avalon Watchung Buildings 3 and 6. The analytical data for Buildings 3 and 6 indicated that additional sub-slab sampling events were needed to confirm that the concentrations of TCE in sub-slab soil gas beneath these buildings are continuing to decline to levels less than the residential SGSL. Analysis of additional indoor air samples was also recommended contingent upon the sub-slab soil gas sampling results.

The results of the January 2016 VI investigation at Avalon Watchung were presented in the 2016 Vapor Intrusion Investigation Report dated April 25, 2016 (Tetra Tech, 2016b). The scope of work for the 2016 VI Investigation was based on the recommendations of the 2015 VI Investigation Report and focused on Avalon Watchung Buildings 3 and 6. Assessment of the sub-slab and indoor air data from Avalon Watchung indicated that the VI pathway is not complete at Building 3, and no further work is warranted at this building. The analytical data for Building 6 indicated that additional sub-slab sampling events were needed to confirm that the concentrations of TCE in sub-slab soil gas beneath this building is continuing to decline to levels less than the residential SGSL. Analysis of additional indoor air samples was also recommended contingent upon the sub-slab soil gas sampling results.

The January 2017 VI investigation at Avalon Watchung was conducted consistent with the NJDEP August 2016 Vapor Intrusion Technical Guidance and the results were presented in the 2017 Vapor Intrusion Investigation Report dated May 5, 2017 (Tetra Tech, 2017). The scope of work for the 2017 VI investigation was based on the recommendations of the 2016 VI Investigation Report and

focused again on Avalon Watchung Building 6. The sub-slab soil gas analytical results for Building 6 indicated that the reported TCE concentration in soil gas (19 µg/m^3 and 20 µg/m^3 in both the original and field duplicate sample, respectively) did not exceed the residential SGSL of 27 ug/m^3. No other analytes were detected at concentrations above reporting limits. Since the SGSL was not exceeded for any of the targeted analytes, the indoor air sample collected at Building 6 was not analyzed. Given that there were no exceedences of the residential SGSL for any chemical related to the Site in 2016 and 2017, no further VI investigation is warranted in Building 6.

SECTION 5
CONCLUSIONS AND RECOMMENDATIONS

Conclusions and recommendations based on the information presented in this RAPR are detailed below.

5.1 FORMER GWES PERFORMANCE

The GWES continued to function as designed up until the time it was shut down in May 2011. Prior to the shut-down, the treatment plant operated efficiently, with no discharge permit limits being exceeded.

Based on the analytical results from the eleven semi-annual sampling events and one biennial sampling event completed since the GWES was shut down, it does not appear that concentrations of the constituents of concern are rebounding in groundwater or surface water. Surface water samples collected from Crab Brook to monitor the potential impact of TCE concentrations in the groundwater base flow have continually met the applicable Surface Water Quality Standards, even after the system was shut off approximately six years and nine months before the latest sampling event in February 2018.

5.2 GROUNDWATER MONITORING

Analytical results for the groundwater samples collected during the February 2018 sampling event indicate that TCE concentrations are either overall the same or slightly lower than the March 2016 results reported in the 2016 RAPR, and the TCE distribution is generally similar. TCE concentrations exceeding the NJDEP GWQS in the shallow zone monitoring wells were relatively low and were limited to well MW-508S (1.4 µg/L) located immediately downgradient of the former LEC Site facility area. The TCE concentration in source area well MW-549S (1.0 µg/L) has decreased slightly since 2016 (1.1 µg/L in September 2016) and meets the NJDEP GWQS.

Based on the February 2018 groundwater monitoring data, the TCE concentration distribution in the intermediate aquifer zone is represented as a single plume, which is generally similar to the concentration distribution observed in March 2016 and is consistent with historical interpretations at the Site. It is noteworthy, however, that the September 2016 TCE concentration distribution in the intermediate zone was contoured in the 2016 RAPR as a divided plume, based on generally low TCE concentrations reported in the central downgradient wells during the September 2016 sampling event. A divided plume is consistent with predictive groundwater flow and solute transport model simulations for the Site, as presented in the 2014 RI/RAPR.

A review of the trend graphs in Appendix E and the associated historic TCE concentrations in Table 4-4 indicates generally decreasing or stable TCE concentrations in all of the selected wells.

The highest TCE concentrations during the February 2018 sampling event were reported in monitoring well MW-547I (4.7 µg/L) and monitoring well MW-546D (3.0 µg/L). The reported TCE concentration in MW-547I appears to be anomalous, since TCE concentrations were not reported in this well during semi-annual sampling from 2014 to 2016. However, TCE concentrations exceeding the GWQS of 1 µg/L have been reported in MW-547I in the past (e.g., 2 µg/L reported in June 2008). Continued monitoring will provide data to confirm the TCE concentration reported in February 2018 and whether the concentration trend is changing.

The TCE concentration in source area well MW-549I has decreased substantially since 2014 and has remained below 10 µg/L since March 2015. The February 2018 TCE concentrations reported in samples collected from MW-549I (1.0 µg/L in the duplicate sample) and MW-1I (2.7 µg/L) located down-dip of well MW-549I indicate that both wells continue to exhibit a slightly decreasing TCE concentration trend. Concentration trends in MW-549I and MW-1I will continue to be monitored in accordance with the approved RAP monitoring schedule.

Based on the relatively consistent distribution of TCE across the Site, the gradually decreasing concentrations, the general lack of apparent increases in TCE concentrations six years and nine months after the GWES shutdown, and the lack of demonstrable impacts to surface water in Crab Brook, no increase in the monitoring frequency is warranted at this time. The monitoring schedule in the approved RAP was adopted in 2014. This monitoring schedule expanded the long-term

monitoring well network to include the five additional monitoring wells installed in 2013 and several more pre-existing monitoring wells (Table 3-1). Based on the monitoring schedule, which began on the effective date of the NJDEP-approved RAP (July 2, 2014), semi-annual groundwater monitoring was conducted in 2015 and 2016 (i.e., years 1 and 2 in the schedule) and biennial groundwater monitoring began in February 2018. Accordingly, the next monitoring event is scheduled for March 2020.

In their February 29, 2012 comment letter on the December 2011 RAPR, NJDEP indicated that the horizontal delineation of VOC concentrations exceeding NJDEP GWQS in several monitoring wells was not complete to the northwest. This included wells MW-532D, MW-549S and I, MW-508S, MW-507S and I, MW-506S and I, MW-546D, and PZ-522S, I, and D. NJDEP also indicated that delineation (horizontal and vertical) of the contamination within well MW-545D had not occurred.

The February 2018 groundwater analytical results provide additional evidence that TCE concentrations exceeding the NJDEP GWQS (1 µg/L) are delineated at the Site. The five additional monitoring wells installed in 2013 (MW-1S, MW-1I, MW-2I, MW-2D, and MW-3D) provide additional monitoring locations to further delineate the existing groundwater contaminant plume and further define the groundwater CEA for the Site. As shown on Figure 2-2, monitoring wells MW-1S and MW-1I are located northwest of the source area monitoring\-well cluster MW-549, and monitoring well MW-3D is located northwest of the downgradient monitoring-well cluster MW-546. These wells are side-gradient step-outs in the down-dip direction from existing monitoring-well cluster MW-549 and well MW-546D, and were screened in the same bedrock bedding units as existing monitoring-well cluster MW-549 and MW-546D.

Monitoring wells MW-2I and MW-2D are located southeast of downgradient monitoring-well cluster PZ-522. These wells were installed as a replacement for destroyed monitoring-well cluster MW-542, which was located near the intersection of Park Place and Somerset Street. As such, wells MW-2I and MW-2D were installed and screened at the same depths as former wells MW-542B and MW-542A, respectively.

The analytical results for samples collected from monitoring wells MW-3D in February 2018 indicate that TCE concentrations are below the NJDEP GWQS. These results indicate that the TCE concentrations reported in well MW-546D are horizontally delineated to the northwest. The analytical results for samples collected from monitoring well MW-1I in February 2018 indicate that TCE concentrations exceeded the NJDEP GWQS (1 µg/L). As noted in Section 2.3.3 of this report, however, the groundwater flow and transport modeling results indicate that the farthest lateral extent of the 1 µg/L TCE isoconcentration line is approximately 375 feet northwest of MW-1I, which is within the current CEA boundary; therefore, TCE concentrations in groundwater are delineated to the northwest, and the current CEA boundary in this area remains appropriate for the Site. As predicted in the model simulations, the elevated TCE concentrations near MW-1I have decreased over time, presumably as a result of natural attenuation. The TCE concentration in samples collected from MW-1I have decreased from 120 µg/L in March 2014 to 2.7 µg/L in February 2018. The analytical results for samples collected from monitoring wells MW-2I and MW-2D in February 2018 indicate that TCE concentrations were not detected. These results indicate that the TCE concentrations reported in well cluster PZ-522 are horizontally delineated to the southeast.

Further review of the data indicates that additional delineation near wells MW-506S and I, MW-507S and I, MW-508S, PZ-522S, and MW-545D remains unwarranted. TCE concentrations in groundwater samples collected from well MW-506S have been below NJDEP GWQS since March 2011. TCE concentrations in groundwater samples collected from well MW-506I were below NJDEP GWQS since September 2011 (the NJDEP-approved approach for rounding data was applied to the March 2015 sample result [1.4 µg/L] and the recent February 2018 sample result [1.1 µg/L]). TCE concentrations in well MW-507S have exhibited a decreasing trend since 2008, and the concentrations reported since 2014 were below the NJDEP GWQS. Similarly, TCE concentrations in well MW-508S have also been generally decreasing since 2009, and MW-507S, MW-507I, and MW-508S are delineated to the northwest based on the groundwater modeling results. The concentration of TCE in PZ-522S was reported at 7.9 µg/L in March 2012, but the analysis of samples collected from this well during subsequent sampling events indicate that TCE was not detected above reporting limits. These results, coupled with the lack of TCE detections

in this well since 2006 and the general lack of a long-term TCE trend, suggest that the elevated TCE concentration reported in March 2012 was anomalous. TCE concentrations in well MW-545D have been below the NJDEP GWQS since 2008. Groundwater at this downgradient well location is impacted primarily by PCE, which is not Site-related.

Monitoring-well cluster PZ-524 was added to the long-term monitoring program in 2014 as part of the approved RAP. Prior to 2014, these wells were last sampled in 2008. Elevated TCE concentrations reported in February 2018 in PZ-524I (2.5 µg/L) and in PZ-524D (2.8 µg/L) were higher than anticipated near the downgradient edge of the groundwater plume. Lower TCE concentrations were reported in the nearest wells located hydraulically upgradient to the PZ-524 well cluster (PZ-522I and PZ-522D) during the February 2018 sampling event. More importantly, elevated PCE concentrations were reported in both PZ-524I (84 µg/L in the duplicate sample), and PZ-524D (70 µg/L). Reported PCE concentrations in the nearest upgradient wells PZ-522I and PZ-522D were below the NJDEP GWQS of 1 µg/L in February 2018.

As noted in Section 2 of this report, a former dry cleaner is located at 221 Grove Street, which is situated hydraulically upgradient of well cluster PZ-524. Given the historical use of the 221 Grove Street property for dry cleaning, the reported detections of PCE at concentrations one to two orders of magnitude higher than the PCE concentrations detected in the other Site monitoring wells, and concentration gradients in monitoring wells at the former LEC Site that are not consistent with a source related to the former LEC Site, the former dry cleaner at 221 Grove Street may be the source of the PCE detections in the PZ-524 wells. Tetra Tech informed the NJDEP about the historical use of the 221 Grove Street property for dry cleaning in December 2013. The NJDEP incident number for this unrelated source of impacts to groundwater is 13-12-03-1557-45 and the Program Interest (PI) number is 673419. It is possible that the elevated TCE concentrations reported in wells PZ-524I and PZ-524D are the result of natural attenuation of dissolved PCE in groundwater. Based on the above information, the established downgradient CEA boundary is considered to be appropriate for the Site and no changes to the CEA are required. Concentration trends in these wells will continue to be monitored in accordance with the approved RAP monitoring schedule.

All of the monitoring wells in the Site monitoring well network were visually inspected and their physical condition was recorded during the synoptic water level rounds conducted in February 2018. It is recommended that monitoring well inspections continue to be performed during the upcoming biennial groundwater monitoring events to maintain the integrity of the wells.

5.3 ASSESSMENT OF 1,4-DIOXANE

As described in Section 4.1, additional groundwater samples were collected in February 2018 from wells PZ-522I and MW-545I for 1,4-dioxane analysis. The analytical results indicate 1,4-dioxane was reported in plume well PZ-522I (3.6 J µg/L), but 1,4-dioxane was not detected in downgradient well MW-545I. The 1,4-dioxane concentration in well PZ-522I is the same concentration reported in during the previous September 2016 sampling event, but the 1,4-dioxane concentration in well MW-545I has decreased slightly (0.81 J µg/L in September 2016). Continued monitoring of 1,4-dioxane concentrations in both wells as part of the Site groundwater monitoring program is recommended.

5.4 SURFACE WATER MONITORING

The analytical results for surface water samples collected during the February 2018 sampling event indicates that TCE concentrations did not exceed the reporting limit or the NJDEP FW2-NT SWQS of 1 µg/L during the sampling event, and no other VOC concentrations exceeded their respective NJDEP SWQS. Historical surface water analytical results indicate that TCE concentrations have been consistently low (mostly reported as non-detect) since the GWES startup and have rarely exceeded the FW2-NT SWQS.

5.5 VAPOR INTRUSION INVESTIGATION

Previous discussions with NJDEP concerning continued and expanded VI investigation activities have, in part, focused on the extent of TCE concentrations in the shallow groundwater TCE plume. A significant change to the VI Ground Water Screening Level (GWSL) for TCE was implemented by NJDEP in January 2013. The previous GWSL for TCE of 1 µg/L was revised based on updated toxicity data and replaced with a GWSL of 2 µg/L. This change has a marked impact on the designation of an area of potential VI concern at the Site. In 2015, reported TCE concentrations

exceeded 2 µg/L at shallow well MW-1S (2.3 µg/L and 2.4 µg/L in March and September 2015, respectively) and an area of VI concern was identified near this well. The 2016 groundwater analytical results for samples collected from MW-1S, however, indicated that TCE concentrations had decreased to less than the 2 µg/L GWSL (1.5 µg/L and 0.62 J µg/L in March and September 2016, respectively). The latest groundwater analytical results from February 2018 indicate that TCE concentrations do not exceed the 2 µg/L GWSL in any of the sampled groundwater monitoring wells at the Site.

The lack of reported TCE concentrations exceeding the GWSL of 2 µg/L in shallow zone monitoring wells in 2016 and 2018 indicates that the vapor intrusion risk due to TCE-impacted groundwater at the Site is reducing with time. Concentration trends in MW-1S and the other shallow monitoring wells will continue to be monitored in accordance with the approved RAP monitoring schedule.

The results of the January 2017 VI investigation at Avalon Watchung are discussed in detail in the 2017 Vapor Intrusion Investigation Report dated May 5, 2017 (Tetra Tech, 2017). Analytical results for sub-slab samples collected in Building 6 indicate that TCE concentrations in both the original and field duplicate samples did not exceed the residential SGSL. No other analytes were detected in sub-slab soil gas above their respective SGSLs. Since the residential SGSL was not exceeded for any of the analytes, the indoor air sample was not analyzed. Assessment of the sub-slab and indoor air data from Avalon Watchung indicates that the VI pathway is not complete at Building 6. Given that there were no exceedances of the residential SGSL for any chemical related to the Site in sub-slab samples collected at Building 6 in 2016 and 2017, no further VI investigation is warranted in Building 6.

It is worth noting there have been no reported TCE concentrations that exceed the IASL for TCE or its related breakdown compounds in any of the samples collected to date at the Avalon Watchung complex. This is significant considering that Avalon Watchung and the buildings sampled there are situated immediately downgradient from the former source area, representing the most likely worst-case-scenario location for potential vapor intrusion. Further, reported TCE concentrations related to the Site in the shallow zone groundwater did not exceed the 2 µg/L GWSL

during the 2016 and 2018 groundwater sampling events. As noted above, this indicates that the vapor intrusion risk due to TCE-impacted groundwater at the Site is reducing with time. Based on the VI investigation results to date, no further VI investigation activities will be conducted at the Site unless future groundwater sampling results indicate that additional VI evaluation is warranted.

SECTION 6
REFERENCES

New Jersey Department of Environmental Protection, 2014. Ground Water Remedial Action Permit, Monitored Natural Attenuation. Lockheed Electronics Company Site. Permit Number RAP130001. Program Interest ID Number 004334. Issuance Date June 26, 2014.

Tetra Tech, Inc., 2013a. Remedial Action Progress Report and Remedial Action Report Addendum, Former Lockheed Electronics Company Site, Boroughs of Watchung and North Plainfield, Somerset County, New Jersey. August 2013.

Tetra Tech, Inc., 2013b. 2013 Comprehensive Vapor Intrusion Investigation Report, Former Lockheed Electronics Company Site, Boroughs of Watchung and North Plainfield, Somerset County, New Jersey. June 11, 2013.

Tetra Tech, Inc., 2014. 2014 Vapor Intrusion Investigation Report, Former Lockheed Electronics Company Site, Boroughs of Watchung and North Plainfield, Somerset County, New Jersey. May 30, 2014.

Tetra Tech, Inc., 2015a. 2014 Remedial Investigation and Remedial Action Progress Report, Former Lockheed Electronics Company Site, Boroughs of Watchung and North Plainfield, Somerset County, New Jersey. January 15, 2015.

Tetra Tech, Inc., 2015b. 2015 Vapor Intrusion Investigation Report, Former Lockheed Electronics Company Site, Boroughs of Watchung and North Plainfield, Somerset County, New Jersey. June 2, 2015.

Tetra Tech, Inc., 2016a. 2015 Remedial Investigation and Remedial Action Progress Report, Former Lockheed Electronics Company Site, Boroughs of Watchung and North Plainfield, Somerset County, New Jersey. January 18, 2016.

Tetra Tech, Inc., 2016b. 2016 Vapor Intrusion Investigation Report, Former Lockheed Electronics Company Site, Boroughs of Watchung and North Plainfield, Somerset County, New Jersey. April 25, 2016.

Tetra Tech, Inc., 2017. 2017 Vapor Intrusion Investigation Report, Former Lockheed Electronics Company Site, Boroughs of Watchung and North Plainfield, Somerset County, New Jersey. May 5, 2017.

Tyree Environmental Corporation, 2009. Remedial Action Report, Getty Properties Corp., Former Getty Service Station #56882. September 2009.

TABLES

Table 3-1
Monitoring and Reporting Schedule
Former Lockheed Electronics Company Site
Program Interest No. 004334

Sample Locations	Sampling Frequency	Reporting Schedule	Years After RAP Approval	Analytical Parameters
Surface Water	Semi-annual	Annual	years 1 and 2	VOC+10
Surface Water	Biennial	Biennial	years 3 through 8	
Surface Water	Every 4 years	Every 4 years	years 9 through 33	
New 2013 Fringe Monitoring Wells	Two rounds within 60 days after installation	First annual report after well installation and sampling	N/A	VOC+10
New 2013 Fringe Monitoring Wells	Semi-annual	Annual	years 1 and 2	
New 2013 Fringe Monitoring Wells	Biennial	Biennial	years 3 through 8	
New 2013 Fringe Monitoring Wells	Every 4 years	Every 4 years	years 9 through 33	
Source Wells	Semi-annual	Annual	years 1 and 2	VOC+10
Source Wells	Biennial	Biennial	years 3 through 8	
Source Wells	Every 4 years	Every 4 years	years 9 through 33	
Plume Wells	Semi-annual	Annual	years 1 and 2	VOC+10
Plume Wells	Biennial	Biennial	years 3 through 8	
Plume Wells	Every 4 years	Every 4 years	years 9 through 33	
Fringe Wells	Semi-annual	Annual	years 1 and 2	VOC+10
Fringe Wells	Biennial	Biennial	years 3 through 8	
Fringe Wells	Every 4 years	Every 4 years	years 9 through 33	

Surface Water: SW-1, SW-2, SW-3, SW-4

New Wells: MW-1S, I; MW-2I, D; MW-3D
Source Wells: MW-549S, I
Plume Wells: MW-550S, I; PZ-521S, I; PZ-522S, I, D

Fringe Wells: MW-501S, I; MW-502S, I; MW-503S, I; MW-505S, I; MW-506S, I; MW-507S, I; MW-508S, D; MW-532S, D; MW-544S, I, D; MW-545S, I, D; MW-546S, I, D; MW-547S, I, D; PZ-524S, I, D

TABLE 4-1
Monitoring Well Construction Details
Former LEC Site - Watchung and North Plainfield, NJ

Wells Screening Shallow Zone (From Water Table to 50 Feet Above Mean Sea Level)

Well Designation	Permit Number	Date Installed	Measuring Point Elevation (ft.msl)	Type/Diameter	Depth (feet)	Approximate Screened Interval (feet below surface)	Approximate Screened Interval Elevation (ft.msl)
MW-501S	25-43364	7/6/1993	120.47	PVC/2	18	8 to 18	113 to 103
MW-502S	25-43366	6/29/1993	102.53	PVC/2	18	8 to 18	96 to 86
MW-503S	25-43368	6/22/1993	108.91	PVC/2	23.7	8.7 to 23.7	102 to 87
MW-504S**	25-43520	7/15/1993	110.65	PVC/2	19.5	6.5 to 19.5	106 to 93
MW-505S	25-43522	7/20/1993	106.55	PVC/2	19.7	9.7 to 19.7	94 to 84
MW-506S	25-43517	7/21/1993	120.96	PVC/2	24.6	14.6 to 24.6	107 to 97
MW-507S	25-43516	9/17/1993	175.17	PVC/2	59.7	49.7 to 59.7	127 to 117
MW-508S	25-43524	7/27/1993	185.85	PVC/2	67.7	57.7 to 67.7	129 to 119
MW-509B **	25-43826	9/23/1993	230.77	PVC/2	86	76 to 86	155 to 145
MW-510B *	25-43823	9/8/1993	182.17	PVC/2	72	62 to 72	120 to 110
MW-531S**	25-47891	10/21/1995	137.19	PVC/2	48	38 to 48	100 to 90
MW-532S	25-47893	10/20/1995	183.65	PVC/2	102.7	93 to 103	92 to 82
MW-542C *	25-54836	8/16/1999	99.57	PVC/2	33	13 to 33	87 to 67
MW-544S	25-54779	10/13/1999	84.30	PVC/2	23	3 to 23	83 to 63
MW-545S	25-54786	10/9/1999	84.67	PVC/2	35	15 to 35	71 to 51
MW-546S	25-55005	10/19/1999	106.93	PVC/2	32	12 to 32	96 to 76
MW-547S	25-54780	10/11/1999	97.06	PVC/2	22	2 to 22	96 to 76
MW-549S	25-60735	10/31/2002	178.14	PVC/2	110	90 to 110	90 to 70
MW-549C **	25-60739	10/31/2002	179.41	PVC/2	70	50 to 70	129 to 109
MW-550S	25-60738	10/31/2002	130.70	PVC/2	50	30 to 50	102 to 82
PZ-521S	25-45029	5/26/1994	98.44	PVC/2	15.2	5.2 to 15.2	95 to 85
PZ-522S	25-45020	6/4/1994	92.48	PVC/2	17.7	7.7 to 17.7	86 to 76
PZ-523C *	25-45023	6/29/1994	93.91	PVC/2	13.5	5.5 to 13.5	88 to 80
PZ-524S	25-45026	7/18/1994	66.71	PVC/2	14.7	4.7 to 14.7	63 to 53
MW-1 S	E201313296	10/3/2013	191.92	PVC/2	180	170 to 180	22 to 12

Wells Screening Intermediate Zone (From 50 Feet Above Mean Sea Level to 50 Feet Below Sea Level)

Well Designation	Permit Number	Date Installed	Measuring Point Elevation (ft.msl)	Type/Diameter	Depth (feet)	Approximate Screened Interval (feet below surface)	Approximate Screened Interval Elevation (ft.msl)
MW-501I	25-43363	7/7/1993	120.35	PVC/2	74.5	64.5 to 74.5	56 to 46
MW-502I	25-43365	7/8/1993	102.60	PVC/2	74.7	64.7 to 74.7	39 to 29
MW-503I	25-43367	6/30/1993	108.69	PVC/2	71.5	61.5 to 71.5	49 to 39
MW-504I**	25-43521	7/15/1993	110.99	PVC/2	76	66 to 76	46 to 36
MW-505I	25-43523	7/20/1993	107.00	PVC/2	75	65 to 75	39 to 29
MW-506I	25-43518	7/22/1993	119.99	PVC/2	99	89 to 99	34 to 24
MW-507I	25-43821	10/5/1993	175.02	PVC/4	152	142 to 152	35 to 25
MW-510A *	25-43824	9/14/1993	182.22	PVC/4	203	193 to 203	-11 to -21
MW-531I	25-47890	10/12/1995	137.04	PVC/2	142	132 to 142	6 to -4
MW-542B *	25-54835	8/20/1999	99.71	PVC/2	100	80 to 100	20 to 0
MW-544I	25-54778	8/23/1999	84.65	PVC/2	100	80 to 100	6 to -14
MW-545I	25-54785	10/12/1999	84.48	PVC/2	93	73 to 93	13 to -7
MW-546I	25-55004	10/20/1999	105.90	PVC/2	100	80 to 100	27 to 7
MW-547I	25-54781	10/13/1999	96.96	PVC/2	100	80 to 100	18 to -2
MW-549I	25-60736	10/31/2002	177.80	PVC/2	210	190 to 210	-11 to -31
MW-550I	25-60737	10/31/2002	131.04	PVC/2	100	80 to 100	53 to 33
PZ-521I	25-45028	5/20/1994	98.67	PVC/2	102.6	92.6 to 102.6	7 to -3
PZ-522I	25-45019	6/16/1994	92.57	PVC/2	101	91 to 101	3 to -7
PZ-523I**	25-45022	6/21/1994	92.42	PVC/2	102	92 to 102	2 to -8
PZ-524I	25-45025	7/14/1994	66.85	PVC/2	97.7	87.7 to 97.7	-20 to -30
MW-1 I	E201313297	10/25/2013	192.13	PVC/2	255	245 to 255	-52 to -62
MW-2 I	E201313299	10/25/2013	97.05	PVC/2	98	88 to 98	9 to -1

Wells Screening Deep Zone (Deeper Than 50 Feet Below Sea Level)

Well Designation	Permit Number	Date Installed	Measuring Point Elevation (ft.msl)	Type/Diameter	Depth (feet)	Approximate Screened Interval (feet below surface)	Approximate Screened Interval Elevation (ft.msl)
MW-508D	25-43525	10/1/1993	185.52	PVC/4	262.7	252.7 to 262.7	-66 to -76
MW-509A **	25-43825	9/28/1993	231.30	PVC/4	425	423 to 425	-192 to -194
MW-532D	25-47892	10/18/1995	184.79	PVC/2	263	253 to 263	-66 to -76
MW-542A *	25-54834	8/23/1999	99.65	PVC/2	200	180 to 200	-80 to -100
MW-544D	25-54777	10/15/1999	84.18	PVC/2	200	180 to 200	-94 to -114
MW-545D	25-54784	10/6/1999	84.23	PVC/2	200	180 to 200	-94 to -114
MW-546D	25-55003	10/21/1999	105.38	PVC/2	200	180 to 200	-73 to -93
MW-547D	25-54782	10/15/1999	96.80	PVC/2	200	180 to 200	-82 to -102
PZ-522D	25-45018	6/9/1994	92.60	PVC/2	197.7	187.7 to 197.7	-94 to -104
PZ-523A **	25-45021	6/28/1994	94.13	PVC/2	197.7	187.7 to 197.7	-94 to -104
PZ-524D	25-45024	7/11/1994	67.04	PVC/2	195.7	185.7 to 195.7	-118 to -128
MW-2 D	E201313300	10/25/2013	97.33	PVC/2	198	188 to 198	-91 to -101
MW-3 D	E201313298	11/11/2013	227.52	PVC/2	350	335 to 350	-107 to -122

ft. msl - Feet above ,mean sea level
N/A - Not available
* - Well has been buried or destroyed
** - Well has been abandoned

TABLE 4-2
Groundwater Elevation Data - February 2018 Sampling Event
Former LEC Site - Watchung and North Plainfield, NJ

Monitoring Well	Well Depth (feet bgs)	TIC Elevation (feet)	February 27, 2018	
			Depth to Water (feet below TIC)	Groundwater Elevation (feet)
MW-1S	179.68	191.92	68.49	123.43
MW-1I	254.63	192.13	71.13	121.00
MW-2I	97.52	97.05	17.50	79.55
MW-2D	197.64	97.33	18.68	78.65
MW-3D	348.7	227.52	125.75	101.77
MW-501S	19	120.47	3.87	116.60
MW-501 I	75.5	120.35	9.50	110.85
MW-502 S	19	102.53	0.81	101.72
MW-502 I	75.5	102.60	1.67	100.93
MW-503 S	24.4	108.91	4.13	104.78
MW-503 I	73	108.69	3.74	104.95
MW-505 S	20	106.55	4.38	102.17
MW-505 I	75	107.00	2.92	104.08
MW-506 S	25	120.96	6.92	114.04
MW-506 I	96.3	119.99	18.22	101.77
MW-507 S	60	175.17	49.17	126.00
MW-507 I	151	175.02	53.47	121.55
MW-508 S	68	185.85	58.32	127.53
MW-508 D	263	185.52	64.70	120.82
MW-531 I	142.2	137.04	11.47	125.57
MW-532 S	102.7	183.65	53.32	130.33
MW-532 D	250	184.79	55.46	129.33
MW-544 S	23	84.30	1.52	82.78
MW-544 I	100	84.65	7.66	76.99
MW-544 D	197	84.18	10.09	74.09
MW-545 S	35	84.67	13.85	70.82
MW-545 I	92	84.48	18.77	65.71
MW-545 D	197	84.23	18.49	65.74
MW-546 S	31	106.93	7.35	99.58
MW-546 I	100	105.90	9.60	96.30
MW-546 D	200	105.38	17.53	87.85
MW-547 S	22	97.06	2.47	94.59
MW-547 I	100	96.96	3.46	93.50
MW-547 D	200	96.80	4.39	92.41

TABLE 4-2
Groundwater Elevation Data - February 2018 Sampling Event
Former LEC Site - Watchung and North Plainfield, NJ

Monitoring Well	Well Depth (feet bgs)	TIC Elevation (feet)	February 27, 2018	
			Depth to Water (feet below TIC)	Groundwater Elevation (feet)
MW-549 S	115	178.14	53.80	124.34
MW-549 I	215	177.80	55.10	122.70
MW-550 S	50	130.70	19.02	111.68
MW-550 I	101	131.04	20.22	110.82
PZ-521 S	15.5	98.44	2.37	96.07
PZ-521 I	100.26	98.67	4.39	94.28
PZ-522 S	17.5	92.48	6.84	85.64
PZ-522 I	100	92.57	9.98	82.59
PZ-522 D	197	92.60	11.19	81.41
PZ-524 S	15	66.71	3.95	62.76
PZ-524 I	99	66.85	5.20	61.65
PZ-524 D	199	67.04	3.95	63.09

MW = Monitoring Well
PZ = Piezometer
TIC = Top of Inner Casing
bgs = Below Ground Surface

Vertical elevations (Groundwater and TIC) referenced to the North American Vertical Datum of 1988 (NAVD 88)

TABLE 4-3
Groundwater Sampling Analytical Results
Sample Date: February 27, 2018
Former LEC Site - Watchung and North Plainfield, NJ

Groundwater Sample ID		MW-1S-A			MW-1S-B			MW-1I			MW-2D			MW-2I			MW-3D			MW-501S			MW-501I			MW-502S			MW-502I			MW-503S			MW-503I			MW-505S		
Laboratory ID		460-151079-1			460-151079-2			460-151079-3			460-151079-4			460-151079-5			460-151079-6			460-151079-7			460-151079-8			460-151079-9			460-151079-10			460-151079-11			460-151079-12			460-151079-13		
Volatile Organics by GC/MS - (ug/L) [1]	**NJDEP GWQS** [2]		L	DV		L	DV		L	DV		L	DV		L	DV		L	DV		L	DV		L	DV		L	DV		L	DV		L	DV		L	DV		L	DV
1,1,1-Trichloroethane	30	0.28	U		0.28	U		0.28	U		0.28	U		0.28	U		0.28	U		0.28	U		0.28	U		0.28	U		0.28	U		0.28	U		0.28	U		0.28	U	
1,1,2,2-Tetrachloroethane	1	0.19	U		0.19	U		0.19	U		0.19	U		0.19	U		0.19	U		0.19	U		0.19	U		0.19	U		0.19	U		0.19	U		0.19	U		0.19	U	
1,1,2-Trichloro-1,2,2-Trifluoroethane	20000	0.81	J		0.34	U		0.34	U		0.34	U		0.34	U		0.34	U		0.34	U		0.92	J		0.53	J		0.34	U		0.84	J		0.34	U		0.34	U	
1,1,2-Trichloroethane	3	0.080	U		0.080	U		0.080	U		0.080	U		0.080	U		0.080	U		0.080	U		0.080	U		0.080	U		0.080	U		0.080	U		0.080	U		0.080	U	
1,1-Dichloroethane	50	0.24	U		0.24	U		0.24	U		0.24	U		0.24	U		0.24	U		0.24	U		0.24	U		0.24	U		0.24	U		0.24	U		0.24	U		0.24	U	
1,1-Dichloroethene	1	0.34	U		0.34	U		0.34	U		0.34	U		0.34	U		0.34	U		0.34	U		0.34	U		0.34	U		0.34	U		0.34	U		0.34	U		0.34	U	
1,2,3-Trichlorobenzene	N/A	0.35	U		0.35	U		0.35	U		0.35	U		0.35	U		0.35	U		0.35	U		0.35	U		0.35	U		0.35	U		0.35	U		0.35	U		0.35	U	
1,2,4-Trichlorobenzene	9	0.27	U		0.27	U		0.27	U		0.27	U		0.27	U		0.27	U		0.27	U		0.27	U		0.27	U		0.27	U		0.27	U		0.27	U		0.27	U	
1,2-Dibromo-3-Chloropropane	0.02	0.23	U		0.23	U		0.23	U		0.23	U		0.23	U		0.23	U		0.23	U		0.23	U		0.23	U		0.23	U		0.23	U		0.23	U		0.23	U	
1,2-Dibromoethane	0.03	0.19	U		0.19	U		0.19	U		0.19	U		0.19	U		0.19	U		0.19	U		0.19	U		0.19	U		0.19	U		0.19	U		0.19	U		0.19	U	
1,2-Dichlorobenzene	600	0.22	U		0.22	U		0.22	U		0.22	U		0.22	U		0.22	U		0.22	U		0.22	U		0.22	U		0.22	U		0.22	U		0.22	U		0.22	U	
1,2-Dichloroethane	2	0.25	U		0.25	U		0.25	U		0.25	U		0.25	U		0.25	U		0.25	U		0.25	U		0.25	U		0.25	U		0.25	U		0.25	U		0.25	U	
1,2-Dichloropropane	1	0.18	U		0.18	U		0.18	U		0.18	U		0.18	U		0.18	U		0.18	U		0.18	U		0.18	U		0.18	U		0.18	U		0.18	U		0.18	U	
1,3-Dichlorobenzene	600	0.33	U		0.33	U		0.33	U		0.33	U		0.33	U		0.33	U		0.33	U		0.33	U		0.33	U		0.33	U		0.33	U		0.33	U		0.33	U	
1,4-Dichlorobenzene	75	0.33	U		0.33	U		0.33	U		0.33	U		0.33	U		0.33	U		0.33	U		0.33	U		0.33	U		0.33	U		0.33	U		0.33	U		0.33	U	
1,4-Dioxane	0.4	8.7	U		8.7	U		8.7	U		8.7	U		8.7	U		8.7	U		8.7	U		8.7	U		8.7	U		8.7	U		8.7	U		8.7	U		8.7	U	
2-Butanone	300	2.2	U		2.2	U		2.2	U		2.2	U		2.2	U		2.2	U		2.2	U		2.2	U		2.2	U		2.2	U		2.2	U		2.2	U		2.2	U	
2-Hexanone	40	0.72	U		0.72	U		0.72	U		0.72	U		0.72	U		0.72	U		0.72	U		0.72	U		0.72	U		0.72	U		0.72	U		0.72	U		0.72	U	
4-Methyl-2-pentanone	N/A	0.63	U		0.63	U		0.63	U		0.63	U		0.63	U		0.63	U		0.63	U		0.63	U		0.63	U		0.63	U		0.63	U		0.63	U		0.63	U	
Acetone	6000	3.8	J	U	4.5	J	U	4.5	J	U	4.5	J	U	1.1	U		4.9	J	U	5.2		U	3.8	J	U	4.9	J	U	4.0	J	U	5.0		U	4.3	J	U	4.2	J	U
Benzene	1	0.090	U		0.090	U		0.090	U		0.090	U		0.090	U		0.090	U		0.090	U		0.090	U		0.090	U		0.090	U		0.090	U		0.090	U		0.090	U	
Bromochloromethane	N/A	0.30	U		0.30	U		0.30	U		0.30	U		0.30	U		0.30	U		0.30	U		0.30	U		0.30	U		0.30	U		0.30	U		0.30	U		0.30	U	
Bromodichloromethane	1	0.15	U		0.15	U		0.15	U		0.15	U		0.15	U		0.15	U		0.15	U		0.15	U		0.15	U		0.15	U		0.15	U		0.15	U		0.15	U	
Bromoform	4	0.18	U	UJ	0.18	U	UJ	0.18	U	UJ	0.18	U	UJ	0.18	U		0.18	U	UJ	0.18	U	UJ	0.18	U	UJ	0.18	U	UJ	0.18	U	UJ	0.18	U	UJ	0.18	U	UJ	0.18	U	UJ
Bromomethane	10	0.18	U		0.18	U		0.18	U		0.18	U		0.18	U		0.18	U		0.18	U		0.18	U		0.18	U		0.18	U		0.18	U		0.18	U		0.18	U	
Carbon disulfide	700	0.22	U		0.22	U		0.22	U		0.22	U		0.22	U		0.22	U		0.22	U		0.22	U		0.22	U		0.22	U		0.22	U		0.22	U		0.22	U	
Carbon tetrachloride	1	0.33	U		0.33	U		0.33	U		0.33	U		0.33	U		0.33	U		0.33	U		0.33	U		0.33	U		0.33	U		0.33	U		0.33	U		0.33	U	
Chlorobenzene	50	0.24	U		0.24	U		0.24	U		0.24	U		0.24	U		0.24	U		0.24	U		0.24	U		0.24	U		0.24	U		0.24	U		0.24	U		0.24	U	
Chloroethane	5[3]	0.37	U		0.37	U		0.37	U		0.37	U		0.37	U		0.37	U		0.37	U		0.37	U		0.37	U		0.37	U		0.37	U		0.37	U		0.37	U	
Chloroform	70	0.94	J		0.22	U		0.22	U		0.22	U		1.0			0.22	U		3.0			0.22	U		1.3			0.59	J		0.65	J		0.22	U		1.2		
Chloromethane	N/A	0.22	U		0.22	U		0.22	U		0.22	U		0.22	U		0.22	U		0.22	U		0.22	U		0.22	U		0.22	U		0.22	U		0.22	U		0.22	U	
cis-1,2-Dichloroethene	70	0.26	U		1.7			0.26	U		0.26	U		0.26	U		0.26	U		0.26	U		0.26	U		0.26	U		0.26	U		0.26	U		0.26	U		0.26	U	
cis-1,3-Dichloropropene	1[4]	0.16	U		0.16	U		0.16	U		0.16	U		0.16	U		0.16	U		0.16	U		0.16	U		0.16	U		0.16	U		0.16	U		0.16	U		0.16	U	
Cyclohexane	N/A	0.26	U		0.26	U		0.26	U		0.26	U		0.26	U		0.26	U		0.26	U		0.26	U		0.26	U		0.26	U		0.26	U		0.26	U		0.26	U	
Dibromochloromethane	1	0.22	U		0.22	U		0.22	U		0.22	U		0.22	U		0.22	U		0.22	U		0.22	U		0.22	U		0.22	U		0.22	U		0.22	U		0.22	U	
Dichlorodifluoromethane	1000	0.14	U		0.14	U		0.14	U		0.14	U		0.14	U	UJ	0.14	U		0.14	U		0.14	U		0.14	U		0.14	U		0.14	U		0.14	U		0.14	U	
Ethylbenzene	700	0.30	U		0.30	U		0.30	U		0.30	U		0.30	U		0.30	U		0.30	U		0.30	U		0.30	U		0.30	U		0.30	U		0.30	U		0.30	U	
Isopropylbenzene	700	0.32	U		0.32	U		0.32	U		0.32	U		0.32	U		0.32	U		0.32	U		0.32	U		0.32	U		0.32	U		0.32	U		0.32	U		0.32	U	
Methyl acetate	7000	0.58	U		0.58	U		0.58	U		0.58	U		0.58	U		0.58	U		0.58	U		0.58	U		0.58	U		0.58	U		0.58	U		0.58	U		0.58	U	
Methylcyclohexane	N/A	0.22	U		0.22	U		0.22	U		0.22	U		0.22	U		0.22	U		0.22	U		0.22	U		0.22	U		0.22	U		0.22	U		0.22	U		0.22	U	
Methylene Chloride	3	0.64	J	U	0.73	J	U	0.69	J	U	0.48	J	U	0.62	J	U	0.60	J	U	1.0		U	0.90	J	U	0.65	J	U	0.47	J	U	0.52	J	U	0.72	J	U	0.58	J	U
MTBE	70	0.13	U		0.13	U		0.13	U		0.13	U		0.13	U		0.13	U		0.13	U		0.13	U		0.13	U		0.13	U		0.13	U		0.13	U		0.13	U	
o-Xylene	1000[5]	0.32	U		0.32	U		0.32	U		0.32	U		0.32	U		0.32	U		0.32	U		0.32	U		0.32	U		0.32	U		0.32	U		0.32	U		0.32	U	
p/m-Xylene	1000[5]	0.28	U		0.28	U		0.28	U		0.28	U		0.28	U		0.28	U		0.28	U		0.28	U		0.28	U		0.28	U		0.28	U		0.28	U		0.28	U	
Styrene	100	0.17	U		0.17	U		0.17	U		0.17	U		0.17	U		0.17	U		0.17	U		0.17	U		0.17	U		0.17	U		0.17	U		0.17	U		0.17	U	
Tetrachloroethene	1	0.48	J		0.12	U		0.12	U		0.12	U		0.30	J		0.12	U		0.12	U		0.12	U		0.72	J		0.12	U		0.39	J		0.12	U		0.12	U	
Toluene	600	0.25	U		0.54	J		0.25	U		0.25	U		0.25	U		0.25	U		0.25	U		0.25	U		0.25	U		0.25	U		0.25	U		0.25	U		0.25	U	
trans-1,2-Dichloroethene	100	0.18	U		0.18	U		0.18	U		0.18	U		0.18	U		0.18	U		0.18	U		0.18	U		0.18	U		0.18	U		0.18	U		0.18	U		0.18	U	
trans-1,3-Dichloropropene	1[4]	0.19	U		0.19	U		0.19	U		0.19	U		0.19	U		0.19	U		0.19	U		0.19	U		0.19	U		0.19	U		0.19	U		0.19	U		0.19	U	
Trichloroethene	1	0.75	J		0.80	J		2.7			0.22	U		0.22	U		0.22	U		0.22	U		0.40	J		0.51	J		0.49	J		0.61	J		0.41	J		0.22	U	
Trichlorofluoromethane	2000	0.15	U	UJ	0.15	U	UJ	0.15	U	UJ	0.15	U	UJ	0.33	J		0.15	U	UJ	0.15	U	UJ	0.15	U	UJ	0.15	U	UJ	0.15	U	UJ	0.15	U	UJ	0.15	U	UJ	0.15	U	UJ
Vinyl chloride	1	0.060	U		0.48	J		0.060	U		0.060	U		0.060	U		0.060	U		0.060	U		0.060	U		0.060	U		0.060	U		0.060	U		0.060	U		0.060	U	
Tentatively Identified Compound	N/A	0.0*T			0.0*T			0.0*T			0.0*T			0.0*T			0.0*T			0.0*T			0.0*T			0.0*T			0.0*T			0.0*T			0.0*T			0.0*T		

Notes:
All sample results and criteria value are expressed in units of micrograms per liter (µg/l)
1 - Bolded compounds have at least one sample which exceeded NJDEP GWQS Criteria
2 - N.J.A.C. 7:9C Ground Water Quality Standards, Appendix Table 1 - Specific Ground Water Quality Criteria unless otherwise noted
3 - N.J.A.C. 7:9C Ground Water Quality Standards, Appendix Table 2 - Interim Generic Ground Water Quality Criteria
4 - GWQS for 1,3-Dichloropropene, Total (cis and trans)
5 - GWQS for Xylene, Total (o-Xylene and p/m-Xylene)
Analytical results for the modified trip/equipment blank are provided in the lab report in Appendix C

Exceedances are highlighted -

Acronyms:
ID - identification
N/A - not applicable
VOC - volatile organic compound
NJDEP - New Jersey Department of Environmental Protection
GWQS - Ground Water Quality Standards
TIC - tentatively identified compound

Qualifiers:
L - Laboratory Qualifier
DV - Data Validation Qualifier
U - compound not detected above the method reporting limit
J - an estimated value that is greater than the method detection limit but less than the reporting limit
* - RPD of the LCS and LCSD exceeds the control limits or the LCS or LCSD is outside acceptance limits

TABLE 4-3
Groundwater Sampling Analytical Results
Sample Date: February 27, 2018
Former LEC Site - Watchung and North Plainfield, NJ

Groundwater Sample ID		MW-505I			MW-506S			MW-506S (DUP-03)			MW-506I			MW-507S			MW-507I			MW-508S			MW-508D			MW-508D (DUP-04)			MW-532S			MW-532D			MW-544S			MW-544I		
Laboratory ID		460-151079-14			460-151079-15			460-151079-49			460-151079-16			460-151079-17			460-151079-18			460-151079-19			460-151079-20			460-151079-50			460-151079-21			460-151079-22			460-151079-23			460-151079-24		
Volatile Organics by GC/MS - (ug/L) [1]	**NJDEP GWQS** [2]		**L**	**DV**		**L**	**DV**		**L**	**DV**		**L**	**DV**		**L**	**DV**		**L**	**DV**		**L**	**DV**		**L**	**DV**		**L**	**DV**		**L**	**DV**		**L**	**DV**		**L**	**DV**		**L**	**DV**
1,1,1-Trichloroethane	30	0.28	U		0.28	U		0.28	U		0.28	U		0.28	U		0.28	U		0.28	U		0.28	U		0.28	U		0.28	U		0.28	U		0.28	U		0.28	U	
1,1,2,2-Tetrachloroethane	1	0.19	U		0.19	U		0.19	U		0.19	U		0.19	U		0.19	U		0.19	U		0.19	U		0.19	U		0.19	U		0.19	U		0.19	U		0.19	U	
1,1,2-Trichloro-1,2,2-Trifluoroethane	20000	0.34	U		0.34	U		0.34	U		0.51	J		0.34	U		0.34	U		0.34	U		0.34	U		0.34	U		0.94	J		0.73	J		0.34	U		0.34	U	
1,1,2-Trichloroethane	3	0.080	U		0.080	U		0.080	U		0.080	U		0.080	U		0.080	U		0.080	U		0.080	U		0.080	U		0.080	U		0.080	U		0.080	U		0.080	U	
1,1-Dichloroethane	50	0.24	U		0.24	U		0.24	U		0.24	U		0.24	U		0.24	U		0.24	U		0.24	U		0.24	U		0.24	U		0.24	U		0.24	U		0.24	U	
1,1-Dichloroethene	1	0.34	U		0.34	U		0.34	U		0.34	U		0.34	U		0.34	U		0.34	U		0.34	U		0.34	U		0.34	U		0.34	U		0.34	U		0.34	U	
1,2,3-Trichlorobenzene	N/A	0.35	U		0.35	U		0.35	U		0.35	U		0.35	U		0.35	U		0.35	U		0.35	U		0.35	U		0.35	U		0.35	U		0.35	U		0.35	U	
1,2,4-Trichlorobenzene	9	0.27	U		0.27	U		0.27	U		0.27	U		0.27	U		0.27	U		0.27	U		0.27	U		0.27	U		0.27	U		0.27	U		0.27	U		0.27	U	
1,2-Dibromo-3-Chloropropane	0.02	0.23	U		0.23	U		0.23	U		0.23	U		0.23	U		0.23	U		0.23	U		0.23	U		0.23	U		0.23	U		0.23	U		0.23	U		0.23	U	
1,2-Dibromoethane	0.03	0.19	U		0.19	U		0.19	U		0.19	U		0.19	U		0.19	U		0.19	U		0.19	U		0.19	U		0.19	U		0.19	U		0.19	U		0.19	U	
1,2-Dichlorobenzene	600	0.22	U		0.22	U		0.22	U		0.22	U		0.22	U		0.22	U		0.22	U		0.22	U		0.22	U		0.22	U		0.22	U		0.22	U		0.22	U	
1,2-Dichloroethane	2	0.25	U		0.25	U		0.25	U		0.25	U		0.25	U		0.25	U		0.25	U		0.25	U		0.25	U		0.25	U		0.25	U		0.25	U		0.25	U	
1,2-Dichloropropane	1	0.18	U		0.18	U		0.18	U		0.18	U		0.18	U		0.18	U		0.18	U		0.18	U		0.18	U		0.18	U		0.18	U		0.18	U		0.18	U	
1,3-Dichlorobenzene	600	0.33	U		0.33	U		0.33	U		0.33	U		0.33	U		0.33	U		0.33	U		0.33	U		0.33	U		0.33	U		0.33	U		0.33	U		0.33	U	
1,4-Dichlorobenzene	75	0.33	U		0.33	U		0.33	U		0.33	U		0.33	U		0.33	U		0.33	U		0.33	U		0.33	U		0.33	U		0.33	U		0.33	U		0.33	U	
1,4-Dioxane	0.4	8.7	U		8.7	U		8.7	U *	UJ	8.7	U		8.7	U		8.7	U		8.7	U		8.7	U		8.7	U *	UJ	8.7	U		8.7	U		8.7	U *	UJ	8.7	U *	UJ
2-Butanone	300	2.2	U		2.2	U		2.2	U		2.2	U		2.2	U		2.2	U		2.2	U		2.2	U		2.2	U		2.2	U		2.2	U		2.2	U		2.2	U	
2-Hexanone	40	0.72	U		0.72	U		0.72	U		0.72	U		0.72	U		0.72	U		0.72	U		0.72	U		0.72	U		0.72	U		0.72	U		0.72	U		0.72	U	
4-Methyl-2-pentanone	N/A	0.63	U		0.63	U		0.63	U		0.63	U		0.63	U		0.63	U		0.63	U		0.63	U		0.63	U		0.63	U		0.63	U		0.63	U		0.63	U	
Acetone	6000	5.9		U	5.0		U	1.1	U		1.1	U		1.1	U		1.1	U		1.1	U		1.1	U		1.1	U		1.1	U		1.1	U		1.1	U		1.1	U	
Benzene	1	0.090	U		0.090	U		0.090	U		0.090	U		0.090	U		0.090	U		0.090	U		0.090	U		0.090	U		0.090	U		0.090	U		0.090	U		0.090	U	
Bromochloromethane	N/A	0.30	U		0.30	U		0.30	U		0.30	U		0.30	U		0.30	U		0.30	U		0.30	U		0.30	U		0.30	U		0.30	U		0.30	U		0.30	U	
Bromodichloromethane	1	0.15	U		0.15	U		0.15	U		0.15	U		0.15	U		0.15	U		0.15	U		0.15	U		0.15	U		0.15	U		0.15	U		0.15	U		0.15	U	
Bromoform	4	0.18	U	UJ	0.18	U	UJ	0.18	U		0.18	U		0.18	U		0.18	U		0.18	U		0.18	U		0.18	U		0.18	U		0.18	U		0.18	U		0.18	U	
Bromomethane	10	0.18	U		0.18	U		0.18	U		0.18	U	UJ	0.18	U	UJ	0.18	U	UJ	0.18	U	UJ	0.18	U	UJ	0.18	U	UJ	0.18	U	UJ	0.18	U	UJ	0.18	U		0.18	U	
Carbon disulfide	700	0.22	U		0.22	U		0.22	U		0.22	U		0.22	U		0.22	U		0.22	U		0.22	U		0.22	U		0.22	U		0.22	U		0.22	U		0.22	U	
Carbon tetrachloride	1	0.33	U		0.33	U		0.33	U		0.33	U		0.33	U		0.33	U		0.33	U		0.33	U		0.33	U		0.33	U		0.33	U		0.33	U		0.33	U	
Chlorobenzene	50	0.24	U		0.24	U		0.24	U		0.24	U		0.24	U		0.24	U		0.24	U		0.24	U		0.24	U		0.24	U		0.24	U		0.24	U		0.24	U	
Chloroethane	5[3]	0.37	U		0.37	U		0.37	U		0.37	U		0.37	U		0.37	U		0.37	U		0.37	U		0.37	U		0.37	U		0.37	U		0.37	U		0.37	U	
Chloroform	70	0.95	J		0.44	J		0.50	J		1.1			0.80	J		1.1			1.6			0.22	U		0.22	U		0.39	J		0.22	U		0.22	U		0.22	U	
Chloromethane	N/A	0.22	U		0.22	U		0.22	U		0.22	U		0.22	U		0.22	U		0.22	U		0.22	U		0.22	U		0.22	U		0.22	U		0.22	U		0.22	U	
cis-1,2-Dichloroethene	70	0.26	U		0.26	U		0.26	U		0.26	U		0.26	U		0.26	U		0.26	U		0.54	J		0.41	J		0.26	U		0.26	U		0.26	U		0.26	U	
cis-1,3-Dichloropropene	1[4]	0.16	U		0.16	U		0.16	U		0.16	U		0.16	U		0.16	U		0.16	U		0.16	U		0.16	U		0.16	U		0.16	U		0.16	U		0.16	U	
Cyclohexane	N/A	0.26	U		0.26	U		0.26	U		0.26	U		0.26	U		0.26	U		0.26	U		0.26	U		0.26	U		0.26	U		0.26	U		0.26	U		0.26	U	
Dibromochloromethane	1	0.22	U		0.22	U		0.22	U		0.22	U		0.22	U		0.22	U		0.22	U		0.22	U		0.22	U		0.22	U		0.22	U		0.22	U		0.22	U	
Dichlorodifluoromethane	1000	0.14	U		0.14	U		0.14	U		0.14	U		0.14	U		0.14	U		0.14	U		0.14	U		0.14	U		0.14	U		0.14	U		0.14	U		0.14	U	
Ethylbenzene	700	0.30	U		0.30	U		0.30	U		0.30	U		0.30	U		0.30	U		0.30	U		0.30	U		0.30	U		0.30	U		0.30	U		0.30	U		0.30	U	
Isopropylbenzene	700	0.32	U		0.32	U		0.32	U		0.32	U		0.32	U		0.32	U		0.32	U		0.32	U		0.32	U		0.32	U		0.32	U		0.32	U		0.32	U	
Methyl acetate	7000	0.58	U		0.58	U		0.58	U		0.58	U		0.58	U		0.58	U		0.58	U		0.58	U		0.58	U		0.58	U		0.58	U		0.58	U		0.58	U	
Methylcyclohexane	N/A	0.22	U		0.22	U		0.22	U		0.22	U		0.22	U		0.22	U		0.22	U		0.22	U		0.22	U		0.22	U		0.22	U		0.22	U		0.22	U	
Methylene Chloride	3	0.39	J	U	0.69	J	U	0.66	J	U	0.73	J	U	0.57	J	U	0.79	J	U	0.97	J	U	0.96	J	U	0.62	J	U	0.80	J	U	0.94	J	U	0.51	J	U	0.90	J	U
MTBE	70	0.13	U		0.13	U		0.13	U		0.13	U		0.13	U		0.13	U		0.13	U		0.13	U		0.13	U		0.13	U		0.13	U		0.13	U		0.13	U	
o-Xylene	1000[5]	0.32	U		0.32	U		0.32	U		0.32	U		0.32	U		0.32	U		0.32	U		0.32	U		0.32	U		0.32	U		0.32	U		0.32	U		0.32	U	
p/m-Xylene	1000[5]	0.28	U		0.28	U		0.28	U		0.28	U		0.28	U		0.28	U		0.28	U		0.28	U		0.28	U		0.28	U		0.28	U		0.28	U		0.28	U	
Styrene	100	0.17	U		0.17	U		0.17	U		0.17	U		0.17	U		0.17	U		0.17	U		0.17	U		0.17	U		0.17	U		0.17	U		0.17	U		0.17	U	
Tetrachloroethene	1	0.12	U		0.12	U		0.12	U		0.58	J		0.12	U		0.31	J		0.23	J		0.12	U		0.12	U		0.31	J		0.51	J		0.12	U		0.14	J	
Toluene	600	0.25	U		0.25	U		0.25	U		0.25	U		0.25	U		0.25	U		0.25	U		0.25	U		0.25	U		0.25	U		0.25	U		0.25	U		0.25	U	
trans-1,2-Dichloroethene	100	0.18	U		0.18	U		0.18	U		0.18	U		0.18	U		0.18	U		0.18	U		0.18	U		0.18	U		0.18	U		0.18	U		0.18	U		0.18	U	
trans-1,3-Dichloropropene	1[4]	0.19	U		0.19	U		0.19	U		0.19	U		0.19	U		0.19	U		0.19	U		0.19	U		0.19	U		0.19	U		0.19	U		0.19	U		0.19	U	
Trichloroethene	1	0.22	U		0.22	U		0.24	J		**1.1**			0.72	J		0.73	J		**1.4**			**1.3**			**1.2**			0.80	J		0.57	J		0.22	U		0.77	J	
Trichlorofluoromethane	2000	0.15	U	UJ	0.15	U	UJ	0.15	U		0.15	U		0.15	U		0.15	U		0.15	U		0.15	U		0.15	U		0.15	U		0.15	U		0.15	U		0.15	U	
Vinyl chloride	1	0.060	U		0.060	U		0.060	U		0.060	U		0.060	U		0.060	U		0.060	U		0.060	U		0.060	U		0.060	U		0.060	U		0.060	U		0.060	U	
Tentatively Identified Compound	N/A	0.0*T			0.0*T			0.0*T			0.0*T			0.0*T			0.0*T			0.0*T			0.0*T			0.0*T			0.0*T			0.0*T			0.0*T			0.0*T		

Notes:

All sample results and criteria value are expressed in units of micrograms per liter (µg/l)

1 - Bolded compounds have at least one sample which exceeded NJDEP GWQS Criteria

2 - N.J.A.C. 7:9C Ground Water Quality Standards, Appendix Table 1 - Specific Ground Water Quality Criteria unless otherwise noted

3 - N.J.A.C. 7:9C Ground Water Quality Standards, Appendix Table 2 - Interim Generic Ground Water Quality Criteria

4 - GWQS for 1,3-Dichloropropene, Total (cis and trans)

5 - GWQS for Xylene, Total (o-Xylene and p/m-Xylene)

Analytical results for the modified trip/equipment blank are provided in the lab report in Appendix C

Exceedances are highlighted -

Acronyms:

ID - identification
NJDEP - New Jersey Department of Environmental Protection
N/A - not applicable
GWQS - Ground Water Quality Standards
VOC - volatile organic compound
TIC - tentatively identified compound

Qualifiers:

L - Laboratory Qualifier
DV - Data Validation Qualifier
U - compound not detected above the method reporting limit
J - an estimated value that is greater than the method detection limit but less than the reporting limit
* - RPD of the LCS and LCSD exceeds the control limits or the LCS or LCSD is outside acceptance limits

TABLE 4-3
Groundwater Sampling Analytical Results
Sample Date: February 27, 2018
Former LEC Site - Watchung and North Plainfield, NJ

Groundwater Sample ID		MW-544D			MW-545S			MW-545I			MW-545D			MW-546S			MW-546I			MW-546D			MW-547S			MW-547I			MW-547D			MW-549S			MW-549I			MW-549I (DUP-01)		
Laboratory ID		460-151079-25			460-151079-26			460-151079-27			460-151079-28			460-151079-29			460-151079-30			460-151079-31			460-151079-32			460-151079-33			460-151079-34			460-151079-35			460-151079-36			460-151079-47		
Volatile Organics by GC/MS - (ug/L) [1]	**NJDEP GWQS** [2]		L	DV		L	DV		L	DV		L	DV		L	DV		L	DV		L	DV		L	DV		L	DV		L	DV		L	DV		L	DV		L	DV
1,1,1-Trichloroethane	30	0.28	U		0.28	U		0.28	U		0.28	U		0.28	U		0.28	U		0.28	U		0.28	U		0.28	U		0.28	U		0.28	U		0.28	U		0.28	U	
1,1,2,2-Tetrachloroethane	1	0.19	U		0.19	U		0.19	U		0.19	U		0.19	U		0.19	U		0.19	U		0.19	U		0.19	U		0.19	U		0.19	U		0.19	U		0.19	U	
1,1,2-Trichloro-1,2,2-Trifluoroethane	20000	0.34	U		0.34	U		0.34	U		0.34	U		0.34	U		0.34	U		0.34	U		0.34	U		0.34	U		0.34	U		1.4			0.90	J		0.89	J	
1,1,2-Trichloroethane	3	0.080	U		0.080	U		0.080	U		0.080	U		0.080	U		0.080	U		0.080	U		0.080	U		0.080	U		0.080	U		0.080	U		0.080	U		0.080	U	
1,1-Dichloroethane	50	0.24	U		0.24	U		0.24	U		0.24	U		0.24	U		0.24	U		0.24	U		0.24	U		0.24	U		0.24	U		0.24	U		0.24	U		0.24	U	
1,1-Dichloroethene	1	0.34	U		0.34	U		0.34	U		0.34	U		0.34	U		0.34	U		0.34	U		0.34	U		0.34	U		0.34	U		0.34	U		0.34	U		0.34	U	
1,2,3-Trichlorobenzene	N/A	0.35	U		0.35	U		0.35	U		0.35	U		0.35	U		0.35	U		0.35	U		0.35	U		0.35	U		0.35	U		0.35	U		0.35	U		0.35	U	
1,2,4-Trichlorobenzene	9	0.27	U		0.27	U		0.27	U		0.27	U		0.27	U		0.27	U		0.27	U		0.27	U		0.27	U		0.27	U		0.27	U		0.27	U		0.27	U	
1,2-Dibromo-3-Chloropropane	0.02	0.23	U		0.23	U		0.23	U		0.23	U		0.23	U		0.23	U		0.23	U		0.23	U		0.23	U		0.23	U		0.23	U		0.23	U		0.23	U	
1,2-Dibromoethane	0.03	0.19	U		0.19	U		0.19	U		0.19	U		0.19	U		0.19	U		0.19	U		0.19	U		0.19	U		0.19	U		0.19	U		0.19	U		0.19	U	
1,2-Dichlorobenzene	600	0.22	U		0.22	U		0.22	U		0.22	U		0.22	U		0.22	U		0.22	U		0.42	J		0.22	U		0.22	U		0.22	U		0.22	U		0.22	U	
1,2-Dichloroethane	2	0.25	U		0.25	U		0.25	U		0.25	U		0.25	U		0.25	U		0.25	U		0.25	U		0.25	U		0.25	U		0.25	U		0.25	U		0.25	U	
1,2-Dichloropropane	1	0.18	U		0.18	U		0.18	U		0.18	U		0.18	U		0.18	U		0.18	U		0.18	U		0.18	U		0.18	U		0.18	U		0.18	U		0.18	U	
1,3-Dichlorobenzene	600	0.33	U		0.33	U		0.33	U		0.33	U		0.33	U		0.33	U		0.33	U		0.33	U		0.33	U		0.33	U		0.33	U		0.33	U		0.33	U	
1,4-Dichlorobenzene	75	0.33	U		0.33	U		0.33	U		0.33	U		0.33	U		0.33	U		0.33	U		1.7			0.33	U		0.33	U		0.33	U		0.33	U		0.33	U	
1,4-Dioxane	0.4	8.7	U *	UJ	8.7	U		8.7	U		8.7	U		8.7	U		8.7	U		8.7	U		8.7	U		8.7	U		8.7	U		8.7	U		8.7	U *	UJ	8.7	U *	UJ
2-Butanone	300	2.2	U		2.2	U		2.2	U		2.2	U		2.2	U		2.2	U		2.2	U		2.2	U		2.2	U		2.2	U		2.2	U		2.2	U		2.2	U	
2-Hexanone	40	0.72	U		0.72	U		0.72	U		0.72	U		0.72	U		0.72	U		0.72	U		0.72	U		0.72	U		0.72	U		0.72	U		0.72	U		0.72	U	
4-Methyl-2-pentanone	N/A	0.63	U		0.63	U		0.63	U		0.63	U		0.63	U		0.63	U		0.63	U		0.63	U		0.63	U		0.63	U		0.63	U		0.63	U		0.63	U	
Acetone	6000	1.1	U		1.1	U		1.1	U		1.1	U		1.1	U		1.1	U		1.1	U		1.1	U		1.1	U		1.1	U		1.1	U		1.1	U		1.1	U	
Benzene	1	0.090	U		0.090	U		0.090	U		0.090	U		0.090	U		0.090	U		0.090	U		0.090	U		0.090	U		0.090	U		0.090	U		0.090	U		0.090	U	
Bromochloromethane	N/A	0.30	U		0.30	U		0.30	U		0.30	U		0.30	U		0.30	U		0.30	U		0.30	U		0.30	U		0.30	U		0.30	U		0.30	U		0.30	U	
Bromodichloromethane	1	0.15	U		0.15	U		0.15	U		0.15	U		0.15	U		0.15	U		0.15	U		0.15	U		0.15	U		0.15	U		0.15	U		0.15	U		0.15	U	
Bromoform	4	0.18	U		0.18	U		0.18	U		0.18	U		0.18	U		0.18	U		0.18	U		0.18	U		0.18	U		0.18	U		0.18	U		0.18	U		0.18	U	
Bromomethane	10	0.18	U		0.18	U	UJ	0.18	U	UJ	0.18	U	UJ	0.18	U	UJ	0.18	U	UJ	0.18	U	UJ	0.18	U	UJ	0.18	U	UJ	0.18	U	UJ	0.18	U	UJ	0.18	U		0.18	U	
Carbon disulfide	700	0.22	U		0.22	U		0.22	U		0.22	U		0.22	U		0.22	U		0.22	U		0.22	U		0.22	U		0.22	U		0.22	U		0.22	U		0.22	U	
Carbon tetrachloride	1	0.33	U		0.33	U		0.33	U		0.33	U		0.33	U		0.33	U		0.33	U		0.33	U		0.33	U		0.33	U		0.33	U		0.33	U		0.33	U	
Chlorobenzene	50	0.24	U		0.24	U		0.24	U		0.24	U		0.24	U		0.24	U		0.24	U		0.24	U		0.24	U		0.24	U		0.24	U		0.24	U		0.24	U	
Chloroethane	5[3]	0.37	U		0.37	U		0.37	U		0.37	U		0.37	U		0.37	U		0.37	U		0.37	U		0.37	U		0.37	U		0.37	U		0.37	U		0.37	U	
Chloroform	70	0.22	U		0.35	J		0.73	J		0.54	J		0.22	U		0.51	J		3.7			0.22	U		0.22	U		0.22	U		1.9			0.22	U		0.22	U	
Chloromethane	N/A	0.22	U		0.22	U		0.22	U		0.22	U		0.22	U		0.22	U		0.22	U		0.22	U		0.22	U		0.22	U		0.22	U		0.22	U		0.22	U	
cis-1,2-Dichloroethene	70	0.26	U		0.26	U		0.26	U		0.26	U		0.26	U		0.26	U		0.38	J		0.85	J		1.2			0.26	U		0.26	U		0.54	J		0.30	J	
cis-1,3-Dichloropropene	1[4]	0.16	U		0.16	U		0.16	U		0.16	U		0.16	U		0.16	U		0.16	U		0.16	U		0.16	U		0.16	U		0.16	U		0.16	U		0.16	U	
Cyclohexane	N/A	0.26	U		0.26	U		0.26	U		0.26	U		0.26	U		0.26	U		0.26	U		0.26	U		0.26	U		0.26	U		0.26	U		0.26	U		0.26	U	
Dibromochloromethane	1	0.22	U		0.22	U		0.22	U		0.22	U		0.22	U		0.22	U		0.22	U		0.22	U		0.22	U		0.22	U		0.22	U		0.22	U		0.22	U	
Dichlorodifluoromethane	1000	0.14	U		0.14	U		0.14	U		0.14	U		0.14	U		0.14	U		0.14	U		0.14	U		0.14	U		0.14	U		0.14	U		0.14	U		0.14	U	
Ethylbenzene	700	0.30	U		0.30	U		0.30	U		0.30	U		0.30	U		0.30	U		0.30	U		0.30	U		0.30	U		0.30	U		0.30	U		0.30	U		0.30	U	
Isopropylbenzene	700	0.32	U		0.32	U		0.32	U		0.32	U		0.32	U		0.32	U		0.32	U		0.32	U		0.32	U		0.32	U		0.32	U		0.32	U		0.32	U	
Methyl acetate	7000	0.58	U		0.58	U		0.58	U		0.58	U		0.58	U		0.58	U		0.58	U		0.58	U		0.58	U		0.58	U		0.58	U		0.58	U		0.58	U	
Methylcyclohexane	N/A	0.22	U		0.22	U		0.22	U		0.22	U		0.22	U		0.22	U		0.22	U		0.22	U		0.22	U		0.22	U		0.22	U		0.22	U		0.22	U	
Methylene Chloride	3	0.78	J	U	0.72	J	U	0.86	J	U	0.74	J	U	0.82	J	U	0.74	J	U	0.73	J	U	0.50	J	U	0.39	J	U	0.48	J	U	1.0		U	0.91	J	U	1.0		U
MTBE	70	0.13	U		0.13	U		0.13	U		0.13	U		0.13	U		0.13	U		0.13	U		0.13	U		0.13	U		0.13	U		0.13	U		0.13	U		0.13	U	
o-Xylene	1000[5]	0.32	U		0.32	U		0.32	U		0.32	U		0.32	U		0.32	U		0.32	U		0.32	U		0.32	U		0.32	U		0.32	U		0.32	U		0.32	U	
p/m-Xylene	1000[5]	0.28	U		0.28	U		0.28	U		0.28	U		0.28	U		0.28	U		0.28	U		0.28	U		0.28	U		0.28	U		0.28	U		0.28	U		0.28	U	
Styrene	100	0.17	U		0.17	U		0.17	U		0.17	U		0.17	U		0.17	U		0.17	U		0.17	U		0.17	U		0.17	U		0.17	U		0.17	U		0.17	U	
Tetrachloroethene	1	0.12	U		0.12	U		0.26	J		**2.8**			0.12	U		0.12	U		0.12	U		0.12	U		0.12	U		0.12	U		**2.8**			0.63	J		0.62	J	
Toluene	600	0.25	U		0.25	U		0.25	U		0.25	U		0.25	U		0.25	U		0.25	U		0.25	U		0.25	U		0.25	U		0.25	U		0.25	U		0.25	U	
trans-1,2-Dichloroethene	100	0.18	U		0.18	U		0.18	U		0.18	U		0.18	U		0.18	U		0.18	U		0.18	U		0.18	U		0.18	U		0.18	U		0.18	U		0.18	U	
trans-1,3-Dichloropropene	1[4]	0.19	U		0.19	U		0.19	U		0.19	U		0.19	U		0.19	U		0.19	U		0.19	U		0.19	U		0.19	U		0.19	U		0.19	U		0.19	U	
Trichloroethene	1	0.31	J		0.22	U		0.22	U		0.52	J		0.22	U		0.59	J		**3.0**			0.54	J		**4.7**			0.22	U		1.0			0.92	J		1.0		
Trichlorofluoromethane	2000	0.15	U		0.15	U		1.6			0.62	J		0.15	U		0.15	U		0.15	U		0.15	U		0.15	U		0.15	U		0.15	U		0.15	U		0.15	U	
Vinyl chloride	1	0.060	U		0.060	U		0.060	U		0.060	U		0.060	U		0.060	U		0.060	U		0.060	U		0.060	U		0.060	U		0.060	U		0.060	U		0.060	U	
Tentatively Identified Compound	N/A	0.0*T			0.0*T			0.0*T			0.0*T			0.0*T			0.0*T			0.0*T			0.0*T			0.0*T			0.0*T			0.0*T			0.0*T			0.0*T		

Notes:

All sample results and criteria value are expressed in units of micrograms per liter (µg/l)

1 - Bolded compounds have at least one sample which exceeded NJDEP GWQS Criteria

2 - N.J.A.C. 7:9C Ground Water Quality Standards, Appendix Table 1 - Specific Ground Water Quality Criteria unless otherwise noted

3 - N.J.A.C. 7:9C Ground Water Quality Standards, Appendix Table 2 - Interim Generic Ground Water Quality Criteria

4 - GWQS for 1,3-Dichloropropene, Total (cis and trans)

5 - GWQS for Xylene, Total (o-Xylene and p/m-Xylene)

Analytical results for the modified trip/equipment blank are provided in the lab report in Appendix C

Exceedances are highlighted -

Acronyms:

ID - identification
N/A - not applicable
VOC - volatile organic compound
NJDEP - New Jersey Department of Environmental Protection
GWQS - Ground Water Quality Standards
TIC - tentatively identified compound

Qualifiers:

L - Laboratory Qualifier
DV - Data Validation Qualifier
U - compound not detected above the method reporting limit
J - an estimated value that is greater than the method detection limit but less than the reporting limit
* - RPD of the LCS and LCSD exceeds the control limits or the LCS or LCSD is outside acceptance limits

TABLE 4-3
Groundwater Sampling Analytical Results
Sample Date: February 27, 2018
Former LEC Site - Watchung and North Plainfield, NJ

Groundwater Sample ID		MW-550S			MW-550S (DUP-02)			MW-550I			PZ-521S			PZ-521I			PZ-522S			PZ-522I			PZ-522D			PZ-524S			PZ-524I			PZ-524I (DUP-05)			PZ-524D		
Laboratory ID		460-151079-37			460-151079-48			460-151079-38			460-151079-39			460-151079-40			460-151079-41			460-151079-42			460-151079-43			460-151079-45			460-151079-44			460-151079-51			460-151079-46		
Volatile Organics by GC/MS - (ug/L) [1]	**NJDEP GWQS** [2]		L	DV		L	DV		L	DV		L	DV		L	DV		L	DV		L	DV		L	DV		L	DV		L	DV		L	DV		L	DV
1,1,1-Trichloroethane	30	0.28	U		0.28	U		0.28	U		0.28	U		0.28	U		0.28	U		0.28	U		0.28	U		0.28	U		0.28	U		0.28	U		0.28	U	
1,1,2,2-Tetrachloroethane	1	0.19	U		0.19	U		0.19	U		0.19	U		0.19	U		0.19	U		0.19	U		0.19	U		0.19	U		0.19	U		0.19	U		0.19	U	
1,1,2-Trichloro-1,2,2-Trifluoroethane	20000	0.34	U		0.34	U		1.1			0.35	J		0.38	J		0.34	U		0.34	U		0.34	U		0.34	U		0.34	U		0.34	U		0.34	U	
1,1,2-Trichloroethane	3	0.080	U		0.080	U		0.080	U		0.080	U		0.080	U		0.080	U		0.080	U		0.080	U		0.080	U		0.080	U		0.080	U		0.080	U	
1,1-Dichloroethane	50	0.24	U		0.24	U		0.24	U		0.24	U		0.24	U		0.24	U		1.0			0.36	J		0.24	U		0.32	J		0.33	J		0.24	U	
1,1-Dichloroethene	1	0.34	U		0.34	U		0.34	U		0.34	U		0.34	U		0.34	U		0.34	U		0.34	U		0.34	U		0.34	U		0.34	U		0.34	U	
1,2,3-Trichlorobenzene	N/A	0.35	U		0.35	U		0.35	U		0.35	U		0.35	U		0.35	U		0.35	U		0.35	U		0.35	U		0.35	U		0.35	U		0.35	U	
1,2,4-Trichlorobenzene	9	0.27	U		0.27	U		0.27	U		0.27	U		0.27	U		0.27	U		0.27	U		0.27	U		0.27	U		0.27	U		0.27	U		0.27	U	
1,2-Dibromo-3-Chloropropane	0.02	0.23	U		0.23	U		0.23	U		0.23	U		0.23	U		0.23	U		0.23	U		0.23	U		0.23	U		0.23	U		0.23	U		0.23	U	
1,2-Dibromoethane	0.03	0.19	U		0.19	U		0.19	U		0.19	U		0.19	U		0.19	U		0.19	U		0.19	U		0.19	U		0.19	U		0.19	U		0.19	U	
1,2-Dichlorobenzene	600	0.22	U		0.22	U		0.22	U		0.34	J		0.22	U		0.22	U		0.22	U		0.22	U		0.22	U		0.22	U		0.22	U		0.22	U	
1,2-Dichloroethane	2	0.25	U		0.25	U		0.25	U		0.25	U		0.25	U		0.25	U		0.25	U		0.26	J		0.25	U		0.25	U		0.25	U		0.25	U	
1,2-Dichloropropane	1	0.18	U		0.18	U		0.18	U		0.18	U		0.18	U		0.18	U		0.18	U		0.18	U		0.18	U		0.18	U		0.18	U		0.18	U	
1,3-Dichlorobenzene	600	0.33	U		0.33	U		0.33	U		0.33	U		0.33	U		0.33	U		0.33	U		0.33	U		0.33	U		0.33	U		0.33	U		0.33	U	
1,4-Dichlorobenzene	75	0.33	U		0.33	U		0.33	U		0.33	U		0.33	U		0.33	U		0.33	U		0.33	U		0.33	U		0.33	U		0.33	U		0.33	U	
1,4-Dioxane	0.4	8.7	U *	UJ	8.7	U *	UJ	8.7	U *	UJ	8.7	U *	UJ	8.7	U *	UJ	8.7	U *	UJ	8.7	U *	UJ	8.7	U *	UJ	8.7	U *	UJ	8.7	U *	UJ	8.7	U *	UJ	8.7	U *	UJ
2-Butanone	300	2.2	U		2.2	U		2.2	U		2.2	U		2.2	U		2.2	U		2.2	U		2.2	U		2.2	U		2.2	U		2.2	U		2.2	U	
2-Hexanone	40	0.72	U		0.72	U		0.72	U		0.72	U		0.72	U		0.72	U		0.72	U		0.72	U		0.72	U		0.72	U		0.72	U		0.72	U	
4-Methyl-2-pentanone	N/A	0.63	U		0.63	U		0.63	U		0.63	U		0.63	U		0.63	U		0.63	U		0.63	U		0.63	U		0.63	U		0.63	U		0.63	U	
Acetone	6000	1.1	U		1.1	U		1.1	U		1.1	U		1.1	U		1.1	U		1.1	U		1.1	U		1.1	U		1.1	U		1.1	U		1.1	U	
Benzene	1	0.090	U		0.090	U		0.090	U		0.090	U		0.090	U		0.090	U		0.090	U		0.090	U		0.090	U		0.090	U		0.090	U		0.090	U	
Bromochloromethane	N/A	0.30	U		0.30	U		0.30	U		0.30	U		0.30	U		0.30	U		0.30	U		0.30	U		0.30	U		0.30	U		0.30	U		0.30	U	
Bromodichloromethane	1	0.15	U		0.15	U		0.15	U		0.15	U		0.15	U		0.15	U		0.15	U		0.15	U		0.15	U		0.15	U		0.15	U		0.15	U	
Bromoform	4	0.18	U		0.18	U		0.18	U		0.18	U		0.18	U		0.18	U		0.18	U		0.18	U		0.18	U		0.18	U		0.18	U		0.18	U	
Bromomethane	10	0.18	U		0.18	U		0.18	U		0.18	U		0.18	U		0.18	U		0.18	U		0.18	U		0.18	U		0.18	U		0.18	U		0.18	U	
Carbon disulfide	700	0.22	U		0.22	U		0.22	U		0.22	U		0.22	U		0.22	U		0.22	U		0.22	U		0.22	U		0.22	U		0.22	U		0.22	U	
Carbon tetrachloride	1	0.33	U		0.33	U		0.33	U		0.33	U		0.33	U		0.33	U		0.33	U		0.33	U		0.33	U		0.33	U		0.33	U		0.33	U	
Chlorobenzene	50	0.24	U		0.24	U		0.24	U		0.24	U		0.24	U		0.24	U		0.24	U		0.24	U		0.24	U		0.24	U		0.24	U		0.24	U	
Chloroethane	5[3]	0.37	U		0.37	U		0.37	U		0.37	U		0.37	U		0.37	U		0.37	U		0.37	U		0.37	U		0.37	U		0.37	U		0.37	U	
Chloroform	70	2.4			2.2			3.5			0.28	J		0.63	J		0.22	U		2.5			2.6			1.5			2.4			2.7			1.5		
Chloromethane	N/A	0.22	U		0.22	U		0.22	U		0.22	U		0.22	U		0.22	U		0.22	U		0.22	U		0.22	U		0.22	U		0.22	U		0.22	U	
cis-1,2-Dichloroethene	70	0.26	U		0.26	U		0.26	U		0.94	J		0.26	U		0.26	U		4.0			0.35	J		0.26	U		1.8			1.7			1.0		
cis-1,3-Dichloropropene	1[4]	0.16	U		0.16	U		0.16	U		0.16	U		0.16	U		0.16	U		0.16	U		0.16	U		0.16	U		0.16	U		0.16	U		0.16	U	
Cyclohexane	N/A	0.26	U		0.26	U		0.26	U		0.26	U		0.26	U		0.26	U		0.26	U		0.26	U		0.26	U		0.26	U		0.26	U		0.26	U	
Dibromochloromethane	1	0.22	U		0.22	U		0.22	U		0.22	U		0.22	U		0.22	U		0.22	U		0.22	U		0.22	U		0.22	U		0.22	U		0.22	U	
Dichlorodifluoromethane	1000	0.14	U		0.14	U		0.14	U		0.14	U		0.14	U		0.14	U		0.14	U		0.14	U		0.14	U		0.14	U		0.14	U		0.14	U	
Ethylbenzene	700	0.30	U		0.30	U		0.30	U		0.30	U		0.30	U		0.30	U		0.30	U		0.30	U		0.30	U		0.30	U		0.30	U		0.30	U	
Isopropylbenzene	700	0.32	U		0.32	U		0.32	U		0.32	U		0.32	U		0.32	U		0.32	U		0.32	U		0.32	U		0.32	U		0.32	U		0.32	U	
Methyl acetate	7000	0.58	U		0.58	U		0.58	U		0.58	U		0.58	U		0.58	U		0.58	U		0.58	U		0.58	U		0.58	U		0.58	U		0.58	U	
Methylcyclohexane	N/A	0.22	U		0.22	U		0.22	U		0.22	U		0.22	U		0.22	U		0.22	U		0.22	U		0.22	U		0.22	U		0.22	U		0.22	U	
Methylene Chloride	3	0.43	J	U	0.73	J	U	0.50	J	U	0.25	J	U	0.54	J	U	0.50	J	U	0.83	J	U	0.54	J	U	0.68	J	U	0.87	J	U	0.61	J	U	0.64	J	U
MTBE	70	0.13	U		0.13	U		0.13	U		0.13	U		0.13	U		0.13	U		0.13	U		0.13	U		0.13	U		0.13	U		0.13	U		0.13	U	
o-Xylene	1000[5]	0.32	U		0.32	U		0.32	U		0.32	U		0.32	U		0.32	U		0.32	U		0.32	U		0.32	U		0.32	U		0.32	U		0.32	U	
p/m-Xylene	1000[5]	0.28	U		0.28	U		0.28	U		0.28	U		0.28	U		0.28	U		0.28	U		0.28	U		0.28	U		0.28	U		0.28	U		0.28	U	
Styrene	100	0.17	U		0.17	U		0.17	U		0.17	U		0.17	U		0.17	U		0.17	U		0.17	U		0.17	U		0.17	U		0.17	U		0.17	U	
Tetrachloroethene	1	0.18	J		0.14	J		**1.6**			0.33	J		0.12	U		0.12	U		0.88	J		0.19	J		0.12	U		**81**			**84**			**70**		
Toluene	600	0.25	U		0.25	U		0.25	U		0.25	U		0.25	U		0.25	U		0.25	U		0.25	U		0.25	U		0.25	U		0.25	U		0.25	U	
trans-1,2-Dichloroethene	100	0.18	U		0.18	U		0.18	U		0.18	U		0.18	U		0.18	U		0.18	U		0.18	U		0.18	U		0.18	U		0.18	U		0.18	U	
trans-1,3-Dichloropropene	1[4]	0.19	U		0.19	U		0.19	U		0.19	U		0.19	U		0.19	U		0.19	U		0.19	U		0.19	U		0.19	U		0.19	U		0.19	U	
Trichloroethene	1	0.89	J		0.93	J		**1.4**			0.60	J		**1.2**			0.22	U		**1.7**			**2.0**			0.22	U		**2.5**			**2.3**			**2.8**		
Trichlorofluoromethane	2000	0.15	U		0.15	U		0.15	U		0.15	U		0.15	U		0.15	U		0.15	U		0.15	U		0.15	U		0.15	U		0.15	U		0.15	U	
Vinyl chloride	1	0.060	U		0.060	U		0.060	U		0.060	U		0.060	U		0.060	U		0.060	U		0.060	U		0.060	U		0.060	U	060	0.060	U		0.060	U	
Tentatively Identified Compound	N/A	0.0*T			0.0*T			0.0*T			0.0*T			0.0*T			0.0*T			0.0*T			0.0*T			0.0*T			0.0*T			0.0*T			0.0*T		

Notes:

All sample results and criteria value are expressed in units of micrograms per liter (µg/l)

1 - Bolded compounds have at least one sample which exceeded NJDEP GWQS Criteria

2 - N.J.A.C. 7:9C Ground Water Quality Standards, Appendix Table 1 - Specific Ground Water Quality Criteria unless otherwise noted

3 - N.J.A.C. 7:9C Ground Water Quality Standards, Appendix Table 2 - Interim Generic Ground Water Quality Criteria

4 - GWQS for 1,3-Dichloropropene, Total (cis and trans)

5 - GWQS for Xylene, Total (o-Xylene and p/m-Xylene)

Analytical results for the modified trip/equipment blank are provided in the lab report in Appendix C

Exceedances are highlighted -

Acronyms:

ID - identification
N/A - not applicable
VOC - volatile organic compound
NJDEP - New Jersey Department of Environmental Protection
GWQS - Ground Water Quality Standards
TIC - tentatively identified compound

Qualifiers:

L - Laboratory Qualifier
DV - Data Validation Qualifier
U - compound not detected above the method reporting limit
J - an estimated value that is greater than the method detection limit but less than the reporting limit
* - RPD of the LCS and LCSD exceeds the control limits or the LCS or LCSD is outside acceptance limits

TABLE 4-4
Historical TCE Concentrations in Groundwater
Former LEC Site - Watchung and North Plainfield, NJ

Sample Date	Well #	TCE Concentration (ug/L)	Q
08/13/93	MW-502I	**3**	
10/22/93	MW-502I	**5**	
04/27/94	MW-502I	**1.6**	
11/09/94	MW-502I	**2.02**	
06/01/95	MW-502I	**2.3**	
03/30/96	MW-502I	**2.9**	*
09/27/97	MW-502I	**7.8**	
05/02/98	MW-502I	**5.2**	
09/25/98	MW-502I	**7.9**	
11/12/99	MW-502I	**5.9**	
11/21/02	MW-502I	**3.1**	
03/25/03	MW-502I	**2.5**	
06/25/03	MW-502I	**2.7**	
09/24/03	MW-502I	**1.4**	
12/11/03	MW-502I	1.0	
03/09/04	MW-502I	0.8	
06/04/04	MW-502I	0.6	
09/23/04	MW-502I	0.6	
12/09/04	MW-502I	0.9	
03/03/05	MW-502I	**1.2**	
06/03/05	MW-502I	0.8	
09/08/05	MW-502I	0.6	
03/07/06	MW-502I	0.6	
09/20/06	MW-502I	0.9	
03/08/07	MW-502I	0.4	
09/06/07	MW-502I	0.5	
03/19/08	MW-502I	0.53	J
11/06/08	MW-502I	0.6	J
03/10/09	MW-502I	0.50	J
09/09/09	MW-502I	0.60	J
03/10/10	MW-502I	0.38	J
09/07/10	MW-502I	0.80	J
03/03/11	MW-502I	0.56	J
09/29/11	MW-502I	0.73	J
03/29/12	MW-502I	0.98	J
09/24/12	MW-502I	0.92	J
03/27/13	MW-502I	0.73	J
09/18/13	MW-502I	0.69	J
03/20/14	MW-502I	0.63	
09/11/14	MW-502I	0.74	
03/25/15	MW-502I	0.79	
09/22/15	MW-502I	0.70	
03/22/16	MW-502I	0.67	J
09/29/16	MW-502I	0.65	J
02/27/18	MW-502I	0.49	J

Sample Date	Well #	TCE Concentration (ug/L)	Q
08/13/93	MW-502S	**1200**	*
10/22/93	MW-502S	**1300**	
10/22/93	MW-502S	**1300**	
04/27/94	MW-502S	**1200**	
11/09/94	MW-502S	**1700**	
06/01/95	MW-502S	**1510**	
04/02/96	MW-502S	**1300**	DJ
09/28/97	MW-502S	**1400**	
05/02/98	MW-502S	**1300**	
09/25/98	MW-502S	**1300**	
09/25/98	MW-502S	**1300**	
11/12/99	MW-502S	**1500**	
11/21/02	MW-502S	**1000**	
03/25/03	MW-502S	**920**	
06/25/03	MW-502S	**1100**	
09/24/03	MW-502S	**1100**	
12/11/03	MW-502S	**670**	
03/09/04	MW-502S	**730**	
06/04/04	MW-502S	**390**	
09/23/04	MW-502S	**350**	
12/09/04	MW-502S	**290**	
03/03/05	MW-502S	**330**	
06/03/05	MW-502S	**340**	
09/08/05	MW-502S	**280**	
03/07/06	MW-502S	**300**	
09/20/06	MW-502S	**320**	
03/08/07	MW-502S	**23**	
09/06/07	MW-502S	**1.6**	
03/19/08	MW-502S	**25.9**	
11/06/08	MW-502S	**4.9**	
03/10/09	MW-502S	**11.1**	
09/09/09	MW-502S	**13.3**	
03/10/10	MW-502S	**7.4**	
09/07/10	MW-502S	**5.8**	
03/03/11	MW-502S	**9.4**	
09/29/11	MW-502S	**4.1**	
03/29/12	MW-502S	**1.3**	
09/24/12	MW-502S	**1.3**	
03/27/13	MW-502S	0.99	J
09/18/13	MW-502S	0.89	J
03/20/14	MW-502S	0.7	
09/11/14	MW-502S	0.64	
03/25/15	MW-502S	0.83	
09/22/15	MW-502S	0.60	
03/22/16	MW-502S	0.70	J
09/29/16	MW-502S	0.62	J
02/27/18	MW-502S	0.51	J

Sample Date	Well #	TCE Concentration (ug/L)	Q
08/11/93	MW-505S	ND	
10/19/93	MW-505S	ND	
04/26/94	MW-505S	ND	
11/08/94	MW-505S	ND	
05/31/95	MW-505S	ND	
04/02/96	MW-505S	**1.1**	
09/23/97	MW-505S	ND	
09/24/98	MW-505S	ND	
11/09/99	MW-505S	ND	
11/20/02	MW-505S	ND	
03/25/03	MW-505S	ND	
03/25/04	MW-505S	ND	
03/03/05	MW-505S	ND	
03/07/06	MW-505S	ND	
03/08/07	MW-505S	ND	
03/19/08	MW-505S	ND	
03/10/09	MW-505S	ND	
03/09/10	MW-505S	ND	
03/03/11	MW-505S	ND	
03/29/12	MW-505S	ND	
03/20/14	MW-505S	ND	
09/11/14	MW-505S	ND	
03/25/15	MW-505S	ND	
09/22/15	MW-505S	ND	
03/22/16	MW-505S	not sampled	
09/29/16	MW-505S	ND	
02/27/18	MW-505S	ND	
08/11/93	MW-505I	ND	
10/19/93	MW-505I	ND	
04/26/94	MW-505I	ND	
11/08/94	MW-505I	ND	
05/31/95	MW-505I	ND	
04/02/96	MW-505I	0.1	J
09/23/97	MW-505I	ND	
09/24/98	MW-505I	ND	
11/09/99	MW-505I	ND	
11/20/02	MW-505I	ND	
03/25/03	MW-505I	ND	
03/25/04	MW-505I	ND	
03/03/05	MW-505I	ND	
03/07/06	MW-505I	ND	
03/22/07	MW-505I	ND	
03/19/08	MW-505I	ND	
03/10/09	MW-505I	ND	
03/03/11	MW-505I	ND	
03/29/12	MW-505I	ND	
03/27/13	MW-505I	ND	
03/20/14	MW-505I	ND	
09/11/14	MW-505I	ND	
03/25/15	MW-505I	ND	
09/22/15	MW-505I	0.15	J
03/22/16	MW-505I	ND	
09/29/16	MW-505I	ND	
02/27/18	MW-505I	ND	

Sample Date	Well #	TCE Concentration (ug/L)	Q
08/11/93	MW-506S	**18**	
10/20/93	MW-506S	**48**	J
04/26/94	MW-506S	**18**	
11/11/94	MW-506S	**19**	
06/01/95	MW-506S	**40.4**	
04/01/96	MW-506S	**25**	J
09/25/97	MW-506S	**34**	
04/30/98	MW-506S	**27**	*
09/24/98	MW-506S	**32**	
11/08/99	MW-506S	**50**	
11/19/02	MW-506S	**74**	
03/24/03	MW-506S	**24**	
06/25/03	MW-506S	**12**	
09/23/03	MW-506S	**14**	
12/10/03	MW-506S	**15**	
03/09/04	MW-506S	**16**	
06/04/04	MW-506S	**13**	
09/23/04	MW-506S	**12**	
12/09/04	MW-506S	**15**	
03/03/05	MW-506S	**16**	
06/03/05	MW-506S	**14**	
10/01/05	MW-506S	**36**	
03/07/06	MW-506S	**12**	
09/20/06	MW-506S	**13**	
03/08/07	MW-506S	**7.6**	
09/06/07	MW-506S	**7.4**	
03/19/08	MW-506S	**7.1**	
11/06/08	MW-506S	**2.7**	
03/11/09	MW-506S	**1.9**	
09/09/09	MW-506S	**1.6**	
03/09/10	MW-506S	**1.4**	
09/07/10	MW-506S	0.94	J
03/03/11	MW-506S	**1.1**	
09/29/11	MW-506S	0.66	J
03/29/12	MW-506S	0.46	J
09/24/12	MW-506S	0.54	J
03/27/13	MW-506S	0.40	J
09/18/13	MW-506S	0.43	J
03/20/14	MW-506S	0.44	J
09/11/14	MW-506S	0.35	J
03/25/15	MW-506S	0.29	J
09/22/15	MW-506S	0.19	J
03/22/16	MW-506S	0.26	J
09/29/16	MW-506S	ND	
02/27/18	MW-506S	0.24	J

Sample Date	Well #	TCE Concentration (ug/L)	Q
08/11/93	MW-506I	**1700**	
10/19/93	MW-506I	**1800**	
04/26/94	MW-506I	**1300**	*
11/11/94	MW-506I	**1990**	
11/11/94	MW-506I	**2020**	
06/01/95	MW-506I	**1650**	
06/01/95	MW-506I	**1690**	
04/01/96	MW-506I	**1800**	DJ
09/25/97	MW-506I	**1600**	
09/25/97	MW-506I	**1700**	
04/30/98	MW-506I	**1400**	
09/24/98	MW-506I	**1400**	
11/08/99	MW-506I	**1700**	
11/19/02	MW-506I	**1000**	
03/24/03	MW-506I	**850**	
06/25/03	MW-506I	**1000**	
09/23/03	MW-506I	**960**	
12/10/03	MW-506I	**830**	
03/09/04	MW-506I	**940**	
06/04/04	MW-506I	**710**	
09/23/04	MW-506I	**1300**	
12/09/04	MW-506I	**710**	
03/03/05	MW-506I	**650**	
06/03/05	MW-506I	**730**	
09/08/05	MW-506I	**620**	
03/17/06	MW-506I	**700**	
09/20/06	MW-506I	**860**	
03/08/07	MW-506I	**420**	
09/06/07	MW-506I	**380**	
06/02/08	MW-506I	**139**	
11/06/08	MW-506I	**1.8**	
03/11/09	MW-506I	**2.5**	
09/08/09	MW-506I	**1.5**	
03/09/10	MW-506I	**1.5**	
09/07/10	MW-506I	**1.4**	
03/03/11	MW-506I	**1.2**	
09/29/11	MW-506I	**1.4**	
03/29/12	MW-506I	0.86	J
09/24/12	MW-506I	0.98	J
03/27/13	MW-506I	0.93	J
09/18/13	MW-506I	0.65	J
03/20/14	MW-506I	0.71	
09/11/14	MW-506I	0.86	
03/25/15	MW-506I	**1.4**	
09/22/15	MW-506I	0.75	
03/22/16	MW-506I	0.95	J
09/29/16	MW-506I	0.47	J
02/27/18	MW-506I	**1.1**	

Sample Date	Well #	TCE Concentration (ug/L)	Q
08/13/93	MW-507S	**130**	
10/21/93	MW-507S	**100**	
05/02/94	MW-507S	**79**	
11/11/94	MW-507S	**145**	
06/02/95	MW-507S	**115**	
04/01/96	MW-507S	**70**	DJ
09/26/97	MW-507S	**80**	
05/02/98	MW-507S	**64**	
09/26/98	MW-507S	**43**	
11/11/99	MW-507S	**93**	
11/21/02	MW-507S	**45**	
03/26/03	MW-507S	**20**	
03/25/04	MW-507S	**16**	
03/04/05	MW-507S	**20**	
03/07/06	MW-507S	**19**	
03/08/07	MW-507S	**7.9**	
03/19/08	MW-507S	**14.7**	
03/11/09	MW-507S	**1.9**	
03/10/10	MW-507S	**2.1**	
03/03/11	MW-507S	**1.5**	
03/29/12	MW-507S	0.93	J
03/27/13	MW-507S	0.87	J
03/20/14	MW-507S	0.92	
09/11/14	MW-507S	**1.3**	
03/25/15	MW-507S	0.99	
09/22/15	MW-507S	0.69	
03/22/16	MW-507S	0.74	J
09/29/16	MW-507S	0.51	J
02/27/18	MW-507S	0.72	J
10/21/93	MW-507I	**730**	
04/27/94	MW-507I	**1200**	
11/11/94	MW-507I	**1210**	
06/01/95	MW-507I	**1100**	
04/01/96	MW-507I	**930**	DJ
09/26/97	MW-507I	**1200**	
05/02/98	MW-507I	**1100**	
05/02/98	MW-507I	**1100**	
09/26/98	MW-507I	**1200**	
11/11/99	MW-507I	**970**	
11/21/02	MW-507I	**140**	
03/26/03	MW-507I	**630**	
06/25/03	MW-507I	**770**	
09/23/03	MW-507I	**860**	
12/11/03	MW-507I	**740**	
03/09/04	MW-507I	**690**	
06/04/04	MW-507I	**450**	
09/23/04	MW-507I	**1100**	
12/09/04	MW-507I	**610**	
03/04/05	MW-507I	**540**	
06/03/05	MW-507I	**570**	
09/08/05	MW-507I	**600**	
03/07/06	MW-507I	**600**	
03/22/07	MW-507I	**300**	
09/06/07	MW-507I	**470**	
09/06/07	MW-507I	**174**	
11/06/08	MW-507I	**417**	
03/11/09	MW-507I	**47.9**	
03/10/10	MW-507I	**2.1**	
09/07/10	MW-507I	**1.4**	
03/03/11	MW-507I	**1.8**	
09/29/11	MW-507I	**1.9**	
03/29/12	MW-507I	**1.5**	
09/24/12	MW-507I	**1.8**	
03/27/13	MW-507I	**1.5**	
09/18/13	MW-507I	**1.3**	
03/20/14	MW-507I	**1.1**	
09/11/14	MW-507I	**1.3**	
03/25/15	MW-507I	**1.1**	
09/22/15	MW-507I	0.77	
03/22/16	MW-507I	1.0	
09/29/16	MW-507I	0.49	J
02/27/18	MW-507I	0.73	J

Sample Date	Well #	TCE Concentration (ug/L)	Q
08/13/93	MW-508S	**960**	
10/25/93	MW-508S	**860**	
04/29/94	MW-508S	**640**	J*
11/11/94	MW-508S	**1120**	
06/02/95	MW-508S	**943**	
04/02/96	MW-508S	**1600**	J
09/26/97	MW-508S	**320**	
05/02/98	MW-508S	**360**	
09/25/98	MW-508S	**210**	
11/11/99	MW-508S	**670**	
11/21/02	MW-508S	**120**	
03/26/03	MW-508S	**73**	
06/25/03	MW-508S	**58**	
09/23/03	MW-508S	**69**	
12/11/03	MW-508S	**40**	
03/09/04	MW-508S	**41**	
06/04/04	MW-508S	**32**	
09/23/04	MW-508S	**30**	
12/09/04	MW-508S	**31**	
03/04/05	MW-508S	**26**	
06/03/05	MW-508S	**40**	
09/08/05	MW-508S	**40**	
03/07/06	MW-508S	**31**	
09/20/06	MW-508S	**34**	
03/08/07	MW-508S	**27**	
09/06/07	MW-508S	**28**	
03/19/08	MW-508S	**21.6**	
11/06/08	MW-508S	**27.7**	
03/11/09	MW-508S	**16.7**	
09/09/09	MW-508S	**4.8**	
03/10/10	MW-508S	**1.5**	
09/07/10	MW-508S	**2.8**	
03/03/11	MW-508S	**1.7**	
09/29/11	MW-508S	**2.4**	
03/29/12	MW-508S	**2.1**	
09/24/12	MW-508S	**2.9**	
03/27/13	MW-508S	**1.8**	
09/18/13	MW-508S	**1.8**	
03/20/14	MW-508S	**1.6**	
09/11/14	MW-508S	**1.9**	
03/25/15	MW-508S	**1.5**	
09/22/15	MW-508S	**1.2**	
03/22/16	MW-508S	**1.3**	
09/29/16	MW-508S	0.79	J
02/27/18	MW-508S	**1.4**	
10/25/93	MW-508D	**30**	
05/02/94	MW-508D	**35**	
11/12/94	MW-508D	**36.8**	
06/03/95	MW-508D	**38.4**	
04/02/96	MW-508D	**32**	J
04/02/96	MW-508D	**38**	J
09/26/97	MW-508D	**35**	
05/02/98	MW-508D	**34**	
09/25/98	MW-508D	**33**	
11/11/99	MW-508D	**34**	
11/21/02	MW-508D	**13**	
03/26/03	MW-508D	**30**	
03/25/04	MW-508D	**35**	
03/04/05	MW-508D	**1.2**	
03/07/06	MW-508D	0.5	
03/08/07	MW-508D	**2.3**	
03/19/08	MW-508D	**9.3**	
03/11/09	MW-508D	**4.5**	
03/10/10	MW-508D	**1**	
03/03/11	MW-508D	0.38	J
03/29/12	MW-508D	0.91	J
03/27/13	MW-508D	**1.5**	
03/20/14	MW-508D	**2.6**	
09/11/14	MW-508D	**2.2**	
03/25/15	MW-508D	**1.7**	
09/22/15	MW-508D	0.89	
03/22/16	MW-508D	**3.0**	
09/29/16	MW-508D	0.90	J
02/27/18	MW-508D	**1.3**	

TABLE 4-4
Historical TCE Concentrations in Groundwater
Former LEC Site - Watchung and North Plainfield, NJ

Sample Date	Well #	TCE Concentration (ug/L)	Q
11/28/95	MW-532D	**30**	
01/16/96	MW-532D	**31**	
03/28/96	MW-532D	**18**	
09/23/97	MW-532D	**39**	
04/28/98	MW-532D	**34**	
09/22/98	MW-532D	**30**	
11/10/99	MW-532D	**32**	
11/20/02	MW-532D	**37**	
03/27/03	MW-532D	**26**	
03/25/04	MW-532D	**33**	
03/03/05	MW-532D	**37**	
03/07/06	MW-532D	**40**	
03/08/07	MW-532D	**29**	
03/19/08	MW-532D	**33.0**	
03/10/09	MW-532D	**31.3**	
03/09/10	MW-532D	**11.4**	
03/03/11	MW-532D	**3.0**	
03/29/12	MW-532D	**1.2**	
03/27/13	MW-532D	**1.6**	
03/20/14	MW-532D	**1.4**	
09/11/14	MW-532D	**1.9**	
03/25/15	MW-532D	**1.2**	
09/22/15	MW-532D	1.0	
03/22/16	MW-532D	**1.1**	
09/29/16	MW-532D	0.29	J
02/27/18	MW-532D	0.57	J
11/09/99	MW-544S	**4.9**	
11/18/02	MW-544S	**1.7**	
03/24/03	MW-544S	0.4	
09/23/03	MW-544S	**1.3**	
03/09/04	MW-544S	**1.8**	
09/24/04	MW-544S	**1.3**	
03/03/05	MW-544S	**1.8**	
09/08/05	MW-544S	**1.2**	
03/07/06	MW-544S	**1.5**	
09/20/06	MW-544S	**1.1**	
03/08/07	MW-544S	0.7	
09/06/07	MW-544S	**1.6**	
03/19/08	MW-544S	ND	
11/06/08	MW-544S	**1.1**	
03/10/09	MW-544S	**2.1**	
09/08/09	MW-544S	0.89	J
03/10/10	MW-544S	ND	
09/07/10	MW-544S	0.49	J
03/03/11	MW-544S	ND	
09/29/11	MW-544S	ND	
03/29/12	MW-544S	ND	
09/24/12	MW-544S	ND	
03/27/13	MW-544S	0.37	J
09/18/13	MW-544S	ND	
03/20/14	MW-544S	ND	
09/11/14	MW-544S	ND	
03/25/15	MW-544S	ND	
09/22/15	MW-544S	0.57	
03/22/16	MW-544S	0.37	J
09/29/16	MW-544S	0.46	J
02/27/18	MW-544S	ND	
11/09/99	MW-544I	0.4	
11/18/02	MW-544I	0.5	
03/24/03	MW-544I	0.8	
09/23/03	MW-544I	0.6	
03/09/04	MW-544I	0.8	
09/24/04	MW-544I	0.6	
03/03/05	MW-544I	ND	
09/08/05	MW-544I	ND	
03/07/06	MW-544I	0.6	
09/20/06	MW-544I	0.8	
03/08/07	MW-544I	0.7	
09/06/07	MW-544I	0.7	
03/19/08	MW-544I	0.79	J
11/06/08	MW-544I	0.87	J
03/10/09	MW-544I	0.70	
09/08/09	MW-544I	0.77	J
03/10/10	MW-544I	0.72	J
09/07/10	MW-544I	0.72	J
03/03/11	MW-544I	0.97	J
09/29/11	MW-544I	0.87	J
03/29/12	MW-544I	0.81	J
09/24/12	MW-544I	0.81	J
03/27/13	MW-544I	0.67	J
09/18/13	MW-544I	0.73	J
03/20/14	MW-544I	0.96	
09/11/14	MW-544I	1	
03/25/15	MW-544I	0.97	
09/22/15	MW-544I	0.82	
03/22/16	MW-544I	0.89	J
09/29/16	MW-544I	0.90	J
02/27/18	MW-544I	0.77	J

Sample Date	Well #	TCE Concentration (ug/L)	Q
11/09/99	MW-544D	ND	
11/18/02	MW-544D	ND	
03/24/03	MW-544D	0.5	
09/23/03	MW-544D	0.8	*
03/09/04	MW-544D	ND	
09/24/04	MW-544D	ND	
03/03/05	MW-544D	ND	
09/08/05	MW-544D	ND	
03/07/06	MW-544D	ND	
09/20/06	MW-544D	0.4	
03/08/07	MW-544D	ND	
09/06/07	MW-544D	ND	
03/19/08	MW-544D	0.35	J
11/06/08	MW-544D	ND	
03/10/09	MW-544D	ND	
09/08/09	MW-544D	0.26	J
03/10/10	MW-544D	0.26	J
09/07/10	MW-544D	ND	
03/03/11	MW-544D	0.32	J
09/29/11	MW-544D	0.42	J
03/29/12	MW-544D	0.46	J
09/24/12	MW-544D	0.38	J
03/27/13	MW-544D	0.29	J
09/18/13	MW-544D	0.37	J
03/20/14	MW-544D	0.39	J
09/11/14	MW-544D	0.39	J
03/25/15	MW-544D	0.36	J
09/22/15	MW-544D	0.27	J
03/22/16	MW-544D	0.38	J
09/29/16	MW-544D	ND	
02/27/18	MW-544D	0.31	J
11/09/99	MW-545S	ND	
11/18/02	MW-545S	ND	
03/25/03	MW-545S	ND	
09/23/03	MW-545S	ND	
03/09/04	MW-545S	ND	
09/24/04	MW-545S	ND	
03/03/05	MW-545S	ND	
09/08/05	MW-545S	ND	
03/07/06	MW-545S	ND	
09/20/06	MW-545S	ND	
03/08/07	MW-545S	ND	
09/06/07	MW-545S	ND	
03/19/08	MW-545S	ND	
11/06/08	MW-545S	ND	
03/10/09	MW-545S	ND	
09/08/09	MW-545S	ND	
03/10/10	MW-545S	ND	
09/07/10	MW-545S	ND	
03/03/11	MW-545S	ND	
09/29/11	MW-545S	ND	
03/29/12	MW-545S	ND	
09/24/12	MW-545S	ND	
03/27/13	MW-545S	ND	
09/18/13	MW-545S	ND	
03/20/14	MW-545S	ND	
09/11/14	MW-545S	ND	
03/25/15	MW-545S	ND	
09/22/15	MW-545S	ND	
03/22/16	MW-545S	ND	
09/29/16	MW-545S	ND	
02/27/18	MW-545S	ND	
11/09/99	MW-545I	ND	
11/18/02	MW-545I	ND	
03/25/03	MW-545I	ND	
09/23/03	MW-545I	ND	
03/09/04	MW-545I	ND	
09/24/04	MW-545I	ND	
03/03/05	MW-545I	ND	
09/08/05	MW-545I	ND	
03/07/06	MW-545I	ND	
09/20/06	MW-545I	ND	
03/08/07	MW-545I	ND	
09/06/07	MW-545I	ND	
03/19/08	MW-545I	ND	
11/06/08	MW-545I	ND	
03/10/09	MW-545I	ND	
09/08/09	MW-545I	ND	
03/10/10	MW-545I	ND	
09/07/10	MW-545I	ND	
03/03/11	MW-545I	ND	
09/29/11	MW-545I	ND	
03/29/12	MW-545I	ND	
09/24/12	MW-545I	ND	
03/27/13	MW-545I	ND	
09/18/13	MW-545I	ND	
03/20/14	MW-545I	ND	
09/11/14	MW-545I	ND	
03/25/15	MW-545I	ND	
09/22/15	MW-545I	ND	
03/22/16	MW-545I	ND	
09/29/16	MW-545I	ND	
02/27/18	MW-545I	ND	

Sample Date	Well #	TCE Concentration (ug/L)	Q
11/09/99	MW-545D	ND	
11/18/02	MW-545D	0.2	
03/25/03	MW-545D	0.4	
09/23/03	MW-545D	ND	
03/09/04	MW-545D	ND	
09/24/04	MW-545D	ND	
03/03/05	MW-545D	ND	
09/08/05	MW-545D	ND	
03/07/06	MW-545D	ND	
09/20/06	MW-545D	0.5	
03/08/07	MW-545D	ND	
09/06/07	MW-545D	ND	
03/19/08	MW-545D	0.32	J
11/06/08	MW-545D	ND	
03/10/09	MW-545D	ND	
09/08/09	MW-545D	0.28	J
03/10/10	MW-545D	ND	
09/07/10	MW-545D	0.29	J
03/03/11	MW-545D	0.29	J
09/29/11	MW-545D	0.31	J
03/29/12	MW-545D	0.26	J
09/24/12	MW-545D	0.37	J
03/27/13	MW-545D	0.22	J
09/18/13	MW-545D	0.28	J
03/20/14	MW-545D	0.38	J
09/11/14	MW-545D	0.31	J
03/25/15	MW-545D	0.26	J
09/22/15	MW-545D	0.24	J
03/22/16	MW-545D	0.26	J
09/29/16	MW-545D	0.25	J
02/27/18	MW-545D	0.52	J
11/09/99	MW-546D	**130**	
11/19/02	MW-546D	**120**	
03/25/03	MW-546D	**120**	
06/25/03	MW-546D	**150**	
09/24/03	MW-546D	**91**	
12/11/03	MW-546D	**88**	
03/09/04	MW-546D	**90**	
06/04/04	MW-546D	**82**	
09/24/04	MW-546D	**110**	
12/09/04	MW-546D	**110**	
03/04/05	MW-546D	**110**	
06/03/05	MW-546D	**120**	
09/08/05	MW-546D	**130**	
09/20/06	MW-546D	**120**	
03/08/07	MW-546D	**110**	
09/06/07	MW-546D	**120**	
03/19/08	MW-546D	**116**	
11/06/08	MW-546D	**100**	
03/10/09	MW-546D	**74.6**	
09/09/09	MW-546D	**11.3**	
03/10/10	MW-546D	**25.9**	
09/07/10	MW-546D	**10.3**	
03/03/11	MW-546D	**20.4**	
09/29/11	MW-546D	**9**	
03/29/12	MW-546D	**4.7**	
09/24/12	MW-546D	**4.8**	
03/27/13	MW-546D	**3.5**	
09/18/13	MW-546D	**2.8**	
03/20/14	MW-546D	**2.9**	
09/11/14	MW-546D	**3.6**	
03/25/15	MW-546D	**2.8**	
09/22/15	MW-546D	**3.5**	
03/22/16	MW-546D	**3.1**	
09/29/16	MW-546D	2.6	
02/27/18	MW-546D	**3.0**	

Sample Date	Well #	TCE Concentration (ug/L)	Q
11/21/02	MW-549S	**1400**	
03/26/03	MW-549S	**1900**	
06/25/03	MW-549S	**2800**	
09/24/03	MW-549S	**2300**	
12/10/03	MW-549S	**1800**	
03/09/04	MW-549S	**1200**	
06/04/04	MW-549S	**1400**	
09/23/04	MW-549S	**1500**	
12/09/04	MW-549S	**1200**	
03/03/05	MW-549S	**1200**	
06/03/05	MW-549S	**650**	
10/14/05	MW-549S	**1300**	
09/06/07	MW-549S	**1000**	
03/19/08	MW-549S	**867**	
11/06/08	MW-549S	**767**	
03/10/09	MW-549S	**724**	
09/08/09	MW-549S	**643**	
03/09/10	MW-549S	**385**	
09/07/10	MW-549S	**20.8**	
03/03/11	MW-549S	**3.6**	
09/29/11	MW-549S	**3.1**	
03/29/12	MW-549S	**2.5**	
09/24/12	MW-549S	**2.9**	
03/27/13	MW-549S	**2.3**	
09/18/13	MW-549S	**1.6**	
03/20/14	MW-549S	**1.5**	
09/11/14	MW-549S	**1.6**	
03/25/15	MW-549S	**1.3**	
09/22/15	MW-549S	**1.5**	
03/22/16	MW-549S	**1.3**	
09/29/16	MW-549S	1.1	
02/27/18	MW-549S	1.0	
11/21/02	MW-549I	**760**	
03/26/03	MW-549I	**760**	
06/25/03	MW-549I	**1200**	
09/24/03	MW-549I	**1100**	
12/10/03	MW-549I	**900**	
03/09/04	MW-549I	**1000**	
06/04/04	MW-549I	**880**	
09/23/04	MW-549I	**820**	
12/09/04	MW-549I	**850**	
03/03/05	MW-549I	**820**	
06/03/05	MW-549I	**98**	
10/14/05	MW-549I	**1100**	
09/20/06	MW-549I	**940**	
03/08/07	MW-549I	**870**	
09/06/07	MW-549I	**850**	
03/19/08	MW-549I	**801**	
11/06/08	MW-549I	**837**	
03/10/09	MW-549I	**714**	
9/8/2009	MW-549I	**781**	
03/09/10	MW-549I	**806**	
09/07/10	MW-549I	**652**	
03/03/11	MW-549I	**503**	
09/29/11	MW-549I	**685**	
03/29/12	MW-549I	**595**	
09/24/12	MW-549I	**710**	
03/27/13	MW-549I	**540**	
09/18/13	MW-549I	**430**	
03/20/14	MW-549I	**330**	
09/11/14	MW-549I	**49**	
03/25/15	MW-549I	**8.2**	
09/22/15	MW-549I	**3.4**	
03/22/16	MW-549I	**1.8**	
09/29/16	MW-549I	6.5	
02/27/18	MW-549I	1.0	

Sample Date	Well #	TCE Concentration (ug/L)	Q
11/21/02	MW-550S	**77**	
03/26/03	MW-550S	**130**	
06/25/03	MW-550S	**180**	
09/23/03	MW-550S	**140**	
12/10/03	MW-550S	**150**	
03/09/04	MW-550S	**170**	
06/04/04	MW-550S	**140**	
09/23/04	MW-550S	**140**	
12/09/04	MW-550S	**130**	
03/03/05	MW-550S	**120**	
06/03/05	MW-550S	**140**	
09/08/05	MW-550S	**160**	
09/20/06	MW-550S	**110**	
03/08/07	MW-550S	**100**	
09/06/07	MW-550S	**110**	
04/04/08	MW-550S	**123**	
11/06/08	MW-550S	**58.9**	
03/10/09	MW-550S	**9.3**	
09/09/09	MW-550S	**2.5**	
03/10/10	MW-550S	**2**	
09/07/10	MW-550S	**1.5**	
03/03/11	MW-550S	**1.4**	
09/29/11	MW-550S	**1.4**	
03/29/12	MW-550S	0.93	J
09/24/12	MW-550S	0.94	J
03/27/13	MW-550S	0.75	J
09/18/13	MW-550S	0.7	J
03/20/14	MW-550S	0.76	
09/11/14	MW-550S	**1.3**	
03/25/15	MW-550S	0.82	
09/22/15	MW-550S	0.95	
03/22/16	MW-550S	0.96	J
09/29/16	MW-550S	0.7	J
02/27/18	MW-550S	0.93	J
11/21/02	MW-550I	**440**	
3/26/03	MW-550I	**870**	
9/23/03	MW-550I	**800**	
12/10/03	MW-550I	**780**	
3/9/04	MW-550I	**750**	
6/4/04	MW-550I	**650**	
9/23/04	MW-550I	**1400**	
12/9/04	MW-550I	**720**	
3/3/05	MW-550I	**620**	
6/3/05	MW-550I	**760**	
9/8/05	MW-550I	**740**	
9/20/06	MW-550I	**860**	
3/22/07	MW-550I	**600**	
09/06/07	MW-550I	**650**	
03/19/08	MW-550I	**646**	
11/06/08	MW-550I	**560**	
03/10/09	MW-550I	**494**	
09/09/09	MW-550I	**76.0**	
03/10/10	MW-550I	**17.1**	
09/07/10	MW-550I	**2.7**	
03/03/11	MW-550I	**2.0**	
09/29/11	MW-550I	**1.8**	
03/29/12	MW-550I	**1.5**	
09/24/12	MW-550I	**1.9**	
03/27/13	MW-550I	**1.5**	
09/18/13	MW-550I	**1.5**	
03/20/14	MW-550I	**1.4**	
09/11/14	MW-550I	**1.6**	
03/25/15	MW-550I	**1.4**	
09/22/15	MW-550I	**1.6**	
03/22/16	MW-550I	**1.3**	
09/29/16	MW-550I	**1.1**	
02/27/18	MW-550I	**1.4**	

Sample Date	Well #	TCE Concentration (ug/L)	Q
11/10/94	PZ-522S	**18.6**	
12/13/94	PZ-522S	**20.9**	
03/31/96	PZ-522S	**50**	
09/27/97	PZ-522S	**6.1**	
05/01/98	PZ-522S	**67**	
09/27/98	PZ-522S	**16**	
11/10/99	PZ-522S	**12**	
11/19/02	PZ-522S	**17**	
03/25/03	PZ-522S	**22**	
09/23/03	PZ-522S	**16**	
03/09/04	PZ-522S	ND	
09/24/04	PZ-522S	ND	
03/03/05	PZ-522S	**25**	
09/08/05	PZ-522S	ND	
09/20/06	PZ-522S	0.5	
03/08/07	PZ-522S	ND	
09/06/07	PZ-522S	ND	
03/19/08	PZ-522S	ND	
11/06/08	PZ-522S	ND	
03/10/09	PZ-522S	ND	
09/08/09	PZ-522S	ND	
03/10/10	PZ-522S	ND	
09/07/10	PZ-522S	ND	
03/03/11	PZ-522S	ND	
09/29/11	PZ-522S	0.47	J
03/29/12	PZ-522S	7.9	
09/24/12	PZ-522S	ND	
03/27/13	PZ-522S	ND	
09/18/13	PZ-522S	ND	
03/20/14	PZ-522S	ND	
09/11/14	PZ-522S	ND	
03/25/15	PZ-522S	ND	
09/22/15	PZ-522S	ND	
03/22/16	PZ-522S	ND	
09/29/16	PZ-522S	ND	
02/27/18	PZ-522S	ND	
12/14/94	PZ-522I	**157**	
03/31/96	PZ-522I	**230**	
09/27/97	PZ-522I	**190**	*
05/01/98	PZ-522I	**140**	
09/27/98	PZ-522I	**180**	
11/10/99	PZ-522I	**200**	
11/19/02	PZ-522I	**120**	
03/25/03	PZ-522I	**160**	
09/23/03	PZ-522I	**220**	
03/09/04	PZ-522I	**220**	
09/24/04	PZ-522I	**200**	
03/03/05	PZ-522I	**190**	
09/08/05	PZ-522I	**210**	
09/20/06	PZ-522I	**190**	
03/08/07	PZ-522I	**34**	
09/06/07	PZ-522I	**12**	
03/19/08	PZ-522I	**9.0**	
11/06/08	PZ-522I	**6.0**	
03/10/09	PZ-522I	**5.3**	
09/08/09	PZ-522I	**5.2**	
03/10/10	PZ-522I	**5.1**	
09/07/10	PZ-522I	**4.7**	
03/03/11	PZ-522I	**4.4**	
09/29/11	PZ-522I	**4.5**	
03/29/12	PZ-522I	**2.8**	
09/24/12	PZ-522I	**3.6**	
03/27/13	PZ-522I	**2.9**	
09/18/13	PZ-522I	**2.2**	
03/20/14	PZ-522I	**2.4**	
09/11/14	PZ-522I	**2.4**	
03/25/15	PZ-522I	**2.1**	
09/22/15	PZ-522I	**2.3**	
03/22/16	PZ-522I	**2.1**	
09/29/16	PZ-522I	**1.3**	
02/27/18	PZ-522I	**1.7**	

Sample Date	Well #	TCE Concentration (ug/L)	Q
11/10/94	PZ-522D	**2.2**	
12/14/94	PZ-522D	**4.8**	
03/31/96	PZ-522D	0.4	J
09/27/97	PZ-522D	0.8	J
05/01/98	PZ-522D	1.8	
09/26/98	PZ-522D	**1.1**	
11/10/99	PZ-522D	0.9	
11/19/02	PZ-522D	**1.6**	
03/25/03	PZ-522D	**14**	
09/23/03	PZ-522D	**3.8**	
03/09/04	PZ-522D	**3.0**	
09/24/04	PZ-522D	**3.6**	
03/03/05	PZ-522D	**3.3**	
09/08/05	PZ-522D	**3.0**	
03/08/07	PZ-522D	**2.2**	
09/06/07	PZ-522D	**3.1**	
03/19/08	PZ-522D	**2.4**	
11/06/08	PZ-522D	**3.0**	
03/10/09	PZ-522D	**2.2**	
09/08/09	PZ-522D	**2.2**	
03/10/10	PZ-522D	**2.8**	
09/07/10	PZ-522D	**2.6**	
03/03/11	PZ-522D	**3.1**	
09/29/11	PZ-522D	**2.8**	
03/29/12	PZ-522D	**1.7**	
09/24/12	PZ-522D	**3**	
03/27/13	PZ-522D	**2.1**	
09/18/13	PZ-522D	**1.9**	
03/20/14	PZ-522D	**2**	
09/11/14	PZ-522D	**2.2**	
03/25/15	PZ-522D	**1.9**	
09/22/15	PZ-522D	**2.2**	
03/22/16	PZ-522D	**2.1**	
09/29/16	PZ-522D	**1.6**	
02/27/18	PZ-522D	**2.0**	

All results in micrograms per liter (ug/L) (parts per billion)
Q - Qualifiers
D - Concentration reported at dilution
GWQS - New Jersey Ground Water Quality Standard
Bold- Concentration exceeds GWQS for TCE of 1 micrograms/Liter
ND - Not detected.
* - Represents the highest concentration of the PDBs sampled on that date.
J - An estimated value that is greater than the method detection limit but less than the reporting limit

TABLE 4-5
Comparison of Trichloroethene (TCE) Concentrations Prior to and Following Activation of Groundwater Extraction System
Former LEC Site - Watchung and North Plainfield, NJ

Wells Screening Shallow Zone (From Water Table to 50 Feet Above Mean Sea Level)

Well Designation	Depth (feet)	Approximate Screened Interval (feet below surface)	Approximate Screened Interval Elevation (ft.msl)	1999 TCE Concentration (µg/L)	February 2018 TCE Concentration (µg/L)	Approximate Percent Reduction
MW-502 S	18	8 to 18	96 to 86	1,500	<GWQS	100%
MW-506 S	24.6	14.6 to 24.6	107 to 97	50	<GWQS	100%
MW-508 S	67.7	57.7 to 67.7	129 to 119	670	1.4	100%
MW-544 S	23	3 to 23	83 to 63	4.9	ND	100%
MW-545 S	35	15 to 35	71 to 51	ND	ND	N/A
MW-549S	110	90 to 110	90 to 70	2,800*	1.0	100%
MW-550 S	50	30 to 50	102 to 82	180*	<GWQS	100%
PZ-522 S	17.7	7.7 to 17.7	86 to 76	12	ND	100%

Wells Screening Intermediate Zone (From 50 Feet Above Mean Sea Level to 50 Feet Below Sea Level)

Well Designation	Depth (feet)	Approximate Screened Interval (feet below surface)	Approximate Screened Interval Elevation (ft.msl)	1999 TCE Concentration (µg/L)	February 2018 TCE Concentration (µg/L)	Approximate Percent Reduction
MW-502 I	74.7	64.7 to 74.7	39 to 29	5.9	<GWQS	100%
MW-506 I	99	89 to 99	34 to 24	1,700	1.1	100%
MW-507 I	152	142 to 152	35 to 25	970	<GWQS	100%
MW-544 I	100	80 to 100	6 to -14	<GWQS	<GWQS	N/A
MW-545 I	93	73 to 93	13 to -7	ND	ND	N/A
MW-549 I	210	190 to 210	-11 to -31	1200*	1.0	100%
MW-550 I	100	80 to 100	53 to 33	870**	1.4	100%
PZ-522 I	101	91 to 101	3 to -7	200	1.7	99%

Wells Screening Deep Zone (Deeper Than 50 Feet Below Sea Level)

Well Designation	Depth (feet)	Approximate Screened Interval (feet below surface)	Approximate Screened Interval Elevation (ft.msl)	1999 TCE Concentration (µg/L)	February 2018 TCE Concentration (µg/L)	Approximate Percent Reduction
MW-532 D	263	253 to 263	-66 to -76	32	<GWQS	100%
MW-544 D	200	180 to 200	-94 to -114	ND	<GWQS	N/A
MW-545 D	200	180 to 200	-94 to -114	ND	<GWQS	N/A
MW-546 D	200	180 to 200	-73 to -93	130	3.0	98%
PZ-522 D	197.7	187.7 to 197.7	-94 to -104	<GWQS	2.0	0%

Green percentages Indicate >50% reduction in dissolved TCE Concentrations, or that GWQS is not exceeded.
Yellow percentages indicate 25% to 50% reduction in dissolved TCE concentrations.
Red percentages indicate <25% reduction in dissolved TCE concentrations.

GWQS = New Jersey Department of Environmental Protection Ground Water Quality Standard (1µg/L)
µg/L = milligrams per liter (parts per billion)
ND = Not Detected; N/A = Not Applicable
ft. msl = feet above mean sea level
* = June 2003 Data
** = March 2003 Data

Except where otherwise noted, 1999 data from samples collected in November 1999, and reported in TRC's February 2009 Remedial Investigation Addendum Report and Off-Site Ground Water Investigation.

TABLE 4-6
Groundwater Sampling Analytical Results - 1,4-Dioxane
Sample Date: February 27, 2018
Former LEC Site - Watchung and North Plainfield, NJ

Groundwater Sample ID		MW-545I-RPP			PZ-522I-RPP			PZ-522I-RPP (DUP-06-RPP)		
Laboratory ID		460-151079-56			460-151079-57			460-151079-58		
Volatile Organics by GC/MS - (ug/L) [1]	**NJDEP GWQS [2]**		**L**	**DV**		**L**	**DV**		**L**	**DV**
1,4-Dioxane	0.4	0.20	U		**3.6**			**3.4**		

Notes:

All sample results and criteria value are expressed in units of micrograms per liter (µg/l)

1 - Bolded compounds have at least one sample which exceeded NJDEP GWQS Criteria. Exceedances are highlighted -

2 - N.J.A.C. 7:9C Ground Water Quality Standards, Appendix Table 1 - Specific Ground Water Quality Criteria unless otherwise noted

Analytical results for the modified trip/equipment blank are provided in the lab report in Appendix C

Acronyms:

ID - identification
N/A - not applicable
VOC - volatile organic compound
NJDEP - New Jersey Department of Environmental Protection
GWQS - Ground Water Quality Standards
L - Laboratory Qualifier
DV - Data Validation Qualifier

Qualifiers:

U - compound not detected above the method reporting limit

UJ - analyte not detected above reporting limit, but reported quantitation limit is approximate and may or may not be the actual quantitation limit needed to accurately and precisely measure the analyte

J - an estimated value that is greater than the method detection limit but less than the reporting limit

TABLE 4-7
Surface Water Sampling Analytical Results
Sample Date: February 27, 2018
Former LEC Site - Watchung and North Plainfield, NJ

Ground Water Sample ID		SW-1			SW-2			SW-3			SW-4			SW-4 (DUP-07)		
Laboratory ID		460-151079-52			460-151079-53			460-151079-54			460-151079-55			460-151079-62		
Volatile Organic Compound [1]	**NJDEP SWQS** [2]		**L**	**DV**		**L**	**DV**		**L**	**DV**		**L**	**DV**		**L**	**DV**
1,1,1-Trichloroethane	120	0.28	U		0.28	U		0.28	U		0.28	U		0.28	U	
1,1,2,2-Tetrachloroethane	4.7	0.19	U		0.19	U		0.19	U		0.19	U		0.19	U	
1,1,2-Trichloro-1,2,2-Trifluoroethane	N/A	0.34	U		0.34	U		0.34	U		0.34	U		0.34	U	
1,1,2-Trichloroethane	13	0.080	U		0.080	U		0.080	U		0.080	U		0.080	U	
1,1-Dichloroethane	N/A	0.24	U		0.24	U		0.24	U		0.24	U		0.24	U	
1,1-Dichloroethene	4.7	0.34	U		0.34	U		0.34	U		0.34	U		0.34	U	
1,2,3-Trichlorobenzene	N/A	0.35	U		0.35	U		0.35	U		0.35	U		0.35	U	
1,2,4-Trichlorobenzene	21	0.27	U		0.27	U		0.27	U		0.27	U		0.27	U	
1,2-Dibromo-3-chloropropane	N/A	0.23	U		0.23	U		0.23	U		0.23	U		0.23	U	
1,2-Dibromoethane	N/A	0.19	U		0.19	U		0.19	U		0.19	U		0.19	U	
1,2-Dichlorobenzene	2000	0.22	U		0.22	U		0.22	U		0.22	U		0.22	U	
1,2-Dichloroethane	0.29	0.25	U		0.25	U		0.25	U		0.25	U		0.25	U	
1,2-Dichloropropane	0.5	0.18	U		0.18	U		0.18	U		0.18	U		0.18	U	
1,3-Dichlorobenzene	2200	0.33	U		0.33	U		0.33	U		0.33	U		0.33	U	
1,4-Dichlorobenzene	550	0.33	U		0.33	U		0.33	U		0.33	U		0.33	U	
1,4-Dioxane	N/A	8.7	U *	UJ	8.7	U		8.7	U		8.7	U		8.7	U	
2-Butanone	N/A	2.2	U		2.2	U		2.2	U		2.2	U		2.2	U	
2-Hexanone	N/A	0.72	U		0.72	U		0.72	U		0.72	U		0.72	U	
4-Methyl-2-pentanone	N/A	0.63	U		0.63	U		0.63	U		0.63	U		0.63	U	
Acetone	N/A	1.1	U		1.1	U		5.4		U	13			16		
Benzene	0.15	0.090	U		0.090	U		0.090	U		0.11	J		0.098	J	
Bromochloromethane	N/A	0.30	U		0.30	U		0.30	U		0.30	U		0.30	U	
Bromodichloromethane	0.55	0.15	U		0.15	U		0.15	U		0.15	U		0.15	U	
Bromoform	4.3	0.18	U		0.18	U		0.18	U		0.18	U		0.18	U	
Bromomethane	47	0.18	U		0.18	U		0.18	U		0.18	U		0.18	U	
Carbon disulfide	N/A	0.22	U		0.22	U		0.22	U		0.22	U		0.22	U	
Carbon tetrachloride	0.33	0.33	U		0.33	U		0.33	U		0.33	U		0.33	U	
Chlorobenzene	210	0.24	U		0.24	U		0.24	U		0.24	U		0.24	U	
Chloroethane	N/A	0.37	U		0.37	U		0.37	U		0.37	U		0.37	U	
Chloroform	68	0.22	U		0.22	U		0.22	U		0.22	U		0.22	U	
Chloromethane	N/A	0.22	U		0.22	U		0.22	U		0.22	U		0.22	U	
cis-1,2-Dichloroethene	N/A	0.26	U		0.26	U		0.26	U		0.50	J		0.68	J	
cis-1,3-Dichloropropene	0.34 [3]	0.16	U		0.16	U		0.16	U		0.16	U		0.16	U	
Cyclohexane	N/A	0.26	U		0.26	U		0.26	U		0.26	U		0.26	U	
Dibromochloromethane	0.4	0.22	U		0.22	U		0.22	U		0.22	U		0.22	U	
Dichlorodifluoromethane	N/A	0.14	U		0.14	U	UJ	0.14	U	UJ	0.14	U	UJ	0.14	U	UJ
Ethylbenzene	530	0.30	U		0.30	U		0.30	U		0.30	U		0.30	U	
Isopropylbenzene	N/A	0.32	U		0.32	U		0.32	U		0.32	U		0.32	U	
Methyl Acetate	N/A	0.58	U		0.58	U		0.58	U		0.58	U		0.58	U	
Methyl cyclohexane	N/A	0.22	U		0.22	U		0.22	U		0.22	U		0.22	U	
Methyl tert butyl ether	70	0.13	U		0.13	U		0.13	U		0.13	U		0.13	U	
Methylene chloride	2.5	0.48	J	U	0.58	J	U	0.57	J	U	0.53	J	U	0.47	J	U
o-Xylene	N/A	0.32	U		0.32	U		0.32	U		0.32	U		0.32	U	
p/m-Xylene	N/A	0.28	U		0.28	U		0.28	U		0.28	U		0.28	U	
Styrene	N/A	0.17	U		0.17	U		0.17	U		0.17	U		0.17	U	
Tetrachloroethene	0.34	0.12	U		0.12	U		0.12	U		0.12	U		0.12	U	
Toluene	1300	0.25	U		0.25	U		0.25	U		0.46	J		0.51	J	
trans-1,2-Dichloroethene	590	0.18	U		0.18	U		0.18	U		0.18	U		0.18	U	
trans-1,3-Dichloropropene	0.34 [3]	0.19	U		0.19	U		0.19	U		0.19	U		0.19	U	
Trichloroethene	1	0.22	U		0.22	U		0.22	U		0.22	U		0.22	U	
Trichlorofluoromethane	N/A	0.15	U		0.15	U		0.15	U		0.15	U		0.15	U	
Vinyl chloride	0.082	0.060	U		0.060	U		0.060	U		0.060	U		0.060	U	
Tentatively Identified Compound	N/A	None			None			None			None			None		

Notes:
All sample results and criteria value are expressed in units of micrograms per liter (µg/l)
1 - Bolded compounds have at least one sample which exceeded NJDEP SWQS Criteria. Exceedences are highlighted.
2 - N.J.A.C. 7:9B Surface Water Quality Standards; Section 1.14(f)7 - Surface Water Quality Criteria for Toxic Substances - Fresh Water (FW2) Criteria
3 - SWQS for 1,3-Dichloropropene, Total (cis and trans)
Analytical results for the field blank and trip blank samples are provided in the lab report in Appendix C

Acronyms:
ID - identification
N/A - not applicable
VOC - volatile organic compound
NJDEP - New Jersey Department of Environmental Protection
SWQS - Surface Water Quality Standards
TIC - tentatively identified compound

Qualifiers:
L - Laboratory Qualifier
DV - Data Validation Qualifier
U - compound not detected at indicated concentration
J - an estimated value that is greater than the method detection limit but less than the reporting limit
UJ - analyte not detected above reporting limit, but reported quantitation limit is approximate and may or may not be the actual quantitation limit needed to accurately and precisely measure the analyte

TABLE 4-8
Historical TCE Concentrations in Stream Locations
Former LEC Site - Watchung and North Plainfield, NJ

Location	Sample Date	Analyte	Concentration (µg/L)	Qualifiers
SW-1	May-94	Trichloroethene	0.5	
SW-1	Jun-94	Trichloroethene	0.81	
SW-1	Jun-94	Trichloroethene	0.88	
SW-1	Jul-94	Trichloroethene	0.29	J
SW-1	Aug-94	Trichloroethene	0.12	J
SW-1	Feb-95	Trichloroethene	0.84	
SW-1	Apr-96	Trichloroethene	0.6	
SW-1	Apr-98	Trichloroethene	0.9	
SW-1	Nov-99	Trichloroethene	0.4	
SW-1	Dec-02	Trichloroethene	0.1	
SW-1	Mar-03	Trichloroethene	0.1	
SW-1	Jul-03	Trichloroethene	0.7	
SW-1	Aug-03	Trichloroethene	0.2	U
SW-1	Sep-03	Trichloroethene	0.3	U
SW-1	Oct-03	Trichloroethene	0.2	U
SW-1	Nov-03	Trichloroethene	0.2	U
SW-1	Dec-03	Trichloroethene	0.2	U
SW-1	Jan-04	Trichloroethene	0.2	U
SW-1	Feb-04	Trichloroethene	0.2	U
SW-1	Mar-04	Trichloroethene	0.2	U
SW-1	Apr-04	Trichloroethene	0.2	U
SW-1	May-04	Trichloroethene	0.2	U
SW-1	Jun-04	Trichloroethene	0.2	U
SW-1	Jul-04	Trichloroethene	0.4	U
SW-1	Aug-04	Trichloroethene	0.4	U
SW-1	Sep-04	Trichloroethene	0.4	U
SW-1	Oct-04	Trichloroethene	0.4	U
SW-1	Nov-04	Trichloroethene	0.4	U
SW-1	Dec-04	Trichloroethene	0.4	U
SW-1	Jan-05	Trichloroethene	0.4	U
SW-1	Feb-05	Trichloroethene	0.4	U
SW-1	Mar-05	Trichloroethene	0.4	U
SW-1	Apr-05	Trichloroethene	0.4	U
SW-1	May-05	Trichloroethene	0.4	U
SW-1	Jun-05	Trichloroethene	0.4	U
SW-1	Jul-05	Trichloroethene	0.4	U
SW-1	Oct-05	Trichloroethene	0.4	U
SW-1	Nov-05	Trichloroethene	0.4	U
SW-1	Mar-06	Trichloroethene	0.4	U
SW-1	Sep-06	Trichloroethene	0.4	U
SW-1	Mar-07	Trichloroethene	0.4	U
SW-1	Sep-07	Trichloroethene	0.4	U
SW-1	Mar-08	Trichloroethene	0.42	J
SW-1	Nov-08	Trichloroethene	0.45	U
SW-1	Mar-09	Trichloroethene	1.5	
SW-1	Sep-09	Trichloroethene	0.14	U
SW-1	Mar-10	Trichloroethene	0.14	U
SW-1	Sep-10	Trichloroethene	0.25	U
SW-1	Mar-11	Trichloroethene	0.25	U
SW-1	Sep-11	Trichloroethene	0.17	U
SW-1	Mar-12	Trichloroethene	0.17	U
SW-1	Sep-12	Trichloroethene	0.09	U
SW-1	Mar-13	Trichloroethene	0.09	U
SW-1	Sep-13	Trichloroethene	0.09	U
SW-1	Mar-14	Trichloroethene	0.17	U
SW-1	Sep-14	Trichloroethene	0.11	U
SW-1	Mar-15	Trichloroethene	0.5	U
SW-1	Sep-15	Trichloroethene	0.5	U
SW-1	Mar-16	Trichloroethene	0.22	U
SW-1	Sep-16	Trichloroethene	0.22	U
SW-1	Feb-18	Trichloroethene	0.22	U

Location	Sample Date	Analyte	Concentration (µg/L)	Qualifiers
SW-2	Aug-93	Trichloroethene	39.0	
SW-2	Aug-93	Trichloroethene	41.00	
SW-2	Oct-93	Trichloroethene	160.00	
SW-2	May-94	Trichloroethene	72.00	
SW-2	Jun-94	Trichloroethene	55.00	
SW-2	Jun-94	Trichloroethene	59.00	
SW-2	Jun-94	Trichloroethene	63.0	
SW-2	Jul-94	Trichloroethene	53.0	
SW-2	Jul-94	Trichloroethene	42.0	
SW-2	Aug-94	Trichloroethene	69.0	D
SW-2	Oct-94	Trichloroethene	47.0	
SW-2	Nov-94	Trichloroethene	71.2	J
SW-2	Dec-94	Trichloroethene	75.5	
SW-2	Jan-95	Trichloroethene	42.0	
SW-2	Feb-95	Trichloroethene	81.1	
SW-2	Apr-95	Trichloroethene	108.0	
SW-2	Jun-95	Trichloroethene	67.7	
SW-2	Jun-95	Trichloroethene	70.9	
SW-2	Jun-95	Trichloroethene	98.7	
SW-2	Aug-95	Trichloroethene	127.0	
SW-2	Apr-96	Trichloroethene	26.0	
SW-2	Apr-96	Trichloroethene	27.0	
SW-2	Sep-97	Trichloroethene	36.8	
SW-2	Sep-97	Trichloroethene	41.9	
SW-2	Apr-98	Trichloroethene	45.4	
SW-2	Apr-98	Trichloroethene	48.0	
SW-2	Sep-98	Trichloroethene	68.7	
SW-2	Nov-99	Trichloroethene	80.1	
SW-2	Mar-00	Trichloroethene	80.0	
SW-2	Dec-02	Trichloroethene	57.0	
SW-2	Mar-03	Trichloroethene	33.0	
SW-2	Jul-03	Trichloroethene	3.6	
SW-2	Aug-03	Trichloroethene	2.2	
SW-2	Sep-03	Trichloroethene	0.3	U
SW-2	Oct-03	Trichloroethene	0.2	U
SW-2	Nov-03	Trichloroethene	0.2	U
SW-2	Dec-03	Trichloroethene	0.2	U
SW-2	Jan-04	Trichloroethene	2.1	
SW-2	Feb-04	Trichloroethene	1.4	
SW-2	Mar-04	Trichloroethene	0.2	U
SW-2	Apr-04	Trichloroethene	0.4	
SW-2	May-04	Trichloroethene	2.2	
SW-2	Jun-04	Trichloroethene	0.20	U
SW-2	Jul-04	Trichloroethene	0.40	U
SW-2	Aug-04	Trichloroethene	0.6	
SW-2	Sep-04	Trichloroethene	0.40	U
SW-2	Oct-04	Trichloroethene	1.70	
SW-2	Nov-04	Trichloroethene	0.40	U
SW-2	Dec-04	Trichloroethene	0.50	
SW-2	Jan-05	Trichloroethene	0.50	
SW-2	Feb-05	Trichloroethene	0.80	
SW-2	Mar-05	Trichloroethene	2.60	
SW-2	Apr-05	Trichloroethene	0.8	
SW-2	May-05	Trichloroethene	0.4	U
SW-2	Jun-05	Trichloroethene	0.5	
SW-2	Jul-05	Trichloroethene	0.40	U
SW-2	Aug-05	Trichloroethene	0.4	U
SW-2	Sep-05	Trichloroethene	0.4	U
SW-2	Oct-05	Trichloroethene	0.4	U
SW-2	Nov-05	Trichloroethene	0.4	U
SW-2	Mar-06	Trichloroethene	1.2	
SW-2	Sep-06	Trichloroethene	0.6	
SW-2	Mar-07	Trichloroethene	0.4	U
SW-2	Sep-07	Trichloroethene	1.1	
SW-2	Mar-08	Trichloroethene	0.8	J
SW-2	Nov-08	Trichloroethene	1.0	
SW-2	Mar-09	Trichloroethene	0.5	U
SW-2	Sep-09	Trichloroethene	0.7	J
SW-2	Mar-10	Trichloroethene	0.3	J
SW-2	Sep-10	Trichloroethene	0.6	J
SW-2	Mar-11	Trichloroethene	0.7	J
SW-2	Sep-11	Trichloroethene	0.2	U
SW-2	Mar-12	Trichloroethene	0.2	J
SW-2	Sep-12	Trichloroethene	0.1	U
SW-2	Mar-13	Trichloroethene	0.1	U
SW-2	Sep-13	Trichloroethene	0.1	U
SW-2	Mar-14	Trichloroethene	0.2	U
SW-2	Sep-14	Trichloroethene	0.1	U
SW-2	Mar-15	Trichloroethene	0.1	J
SW-2	Sep-15	Trichloroethene	0.5	U
SW-2	Mar-16	Trichloroethene	0.22	U
SW-2	Sep-16	Trichloroethene	0.22	U
SW-2	Feb-18	Trichloroethene	0.22	U

Location	Sample Date	Analyte	Concentration (µg/L)	Qualifiers
SW-3	Jun-94	Trichloroethene	34.0	
SW-3	Jun-94	Trichloroethene	36.00	
SW-3	Jul-94	Trichloroethene	29.00	
SW-3	Jul-94	Trichloroethene	26.00	
SW-3	Aug-94	Trichloroethene	32.00	
SW-3	Oct-94	Trichloroethene	14.50	
SW-3	Nov-94	Trichloroethene	26.6	J
SW-3	Dec-94	Trichloroethene	48.4	
SW-3	Jan-95	Trichloroethene	31.7	
SW-3	Feb-95	Trichloroethene	63.2	
SW-3	Apr-95	Trichloroethene	48.0	
SW-3	Apr-95	Trichloroethene	51.4	
SW-3	Jun-95	Trichloroethene	29.0	
SW-3	Jun-95	Trichloroethene	7.5	
SW-3	Aug-95	Trichloroethene	32.0	
SW-3	Apr-96	Trichloroethene	24.0	
SW-3	Sep-97	Trichloroethene	43.7	
SW-3	Apr-98	Trichloroethene	47.0	
SW-3	Sep-98	Trichloroethene	26.6	
SW-3	Sep-98	Trichloroethene	27.8	
SW-3	Nov-99	Trichloroethene	41.4	
SW-3	Mar-00	Trichloroethene	60.0	
SW-3	Dec-02	Trichloroethene	44.0	
SW-3	Mar-03	Trichloroethene	28.0	
SW-3	Jul-03	Trichloroethene	2.6	
SW-3	Aug-03	Trichloroethene	1.2	
SW-3	Sep-03	Trichloroethene	0.3	U
SW-3	Oct-03	Trichloroethene	0.2	U
SW-3	Nov-03	Trichloroethene	0.2	U
SW-3	Dec-03	Trichloroethene	0.2	U
SW-3	Jan-04	Trichloroethene	1.1	
SW-3	Feb-04	Trichloroethene	0.8	
SW-3	Mar-04	Trichloroethene	0.2	U
SW-3	Apr-04	Trichloroethene	0.3	
SW-3	May-04	Trichloroethene	1.2	
SW-3	Jun-04	Trichloroethene	0.2	U
SW-3	Jul-04	Trichloroethene	0.4	U
SW-3	Aug-04	Trichloroethene	0.4	U
SW-3	Sep-04	Trichloroethene	0.4	U
SW-3	Oct-04	Trichloroethene	0.7	
SW-3	Nov-04	Trichloroethene	0.4	U
SW-3	Dec-04	Trichloroethene	0.4	U
SW-3	Jan-05	Trichloroethene	0.40	U
SW-3	Feb-05	Trichloroethene	0.40	
SW-3	Mar-05	Trichloroethene	1.6	
SW-3	Apr-05	Trichloroethene	0.40	U
SW-3	May-05	Trichloroethene	0.40	U
SW-3	Jun-05	Trichloroethene	0.40	U
SW-3	Jul-05	Trichloroethene	0.40	U
SW-3	Aug-05	Trichloroethene	0.40	U
SW-3	Sep-05	Trichloroethene	0.40	U
SW-3	Oct-05	Trichloroethene	0.40	U
SW-3	Nov-05	Trichloroethene	0.4	U
SW-3	Mar-06	Trichloroethene	0.6	
SW-3	Sep-06	Trichloroethene	0.4	U
SW-3	Mar-07	Trichloroethene	0.40	U
SW-3	Sep-07	Trichloroethene	0.4	
SW-3	Mar-08	Trichloroethene	0.5	J
SW-3	Nov-08	Trichloroethene	0.6	J
SW-3	Mar-09	Trichloroethene	0.7	J
SW-3	Sep-09	Trichloroethene	0.3	J
SW-3	Mar-10	Trichloroethene	0.2	J
SW-3	Sep-10	Trichloroethene	0.3	U
SW-3	Mar-11	Trichloroethene	0.4	J
SW-3	Sep-11	Trichloroethene	0.2	U
SW-3	Mar-12	Trichloroethene	0.2	U
SW-3	Sep-12	Trichloroethene	0.1	U
SW-3	Mar-13	Trichloroethene	0.1	U
SW-3	Sep-13	Trichloroethene	0.1	U
SW-3	Mar-14	Trichloroethene	0.2	U
SW-3	Sep-14	Trichloroethene	0.1	U
SW-3	Mar-15	Trichloroethene	0.5	U
SW-3	Sep-15	Trichloroethene	0.5	U
SW-3	Mar-16	Trichloroethene	0.22	U
SW-3	Sep-16	Trichloroethene	0.22	U
SW-3	Feb-18	Trichloroethene	0.22	U

Location	Sample Date	Analyte	Concentration (µg/L)	Qualifiers
SW-4	May-94	Trichloroethene	14.0	
SW-4	Jun-94	Trichloroethene	14.00	
SW-4	Jun-94	Trichloroethene	6.90	
SW-4	Jul-94	Trichloroethene	6.50	
SW-4	Jul-94	Trichloroethene	6.60	
SW-4	Jul-94	Trichloroethene	9.40	
SW-4	Aug-94	Trichloroethene	11.0	
SW-4	Oct-94	Trichloroethene	2.1	
SW-4	Nov-94	Trichloroethene	4.3	J
SW-4	Dec-94	Trichloroethene	19.5	
SW-4	Jan-95	Trichloroethene	16.1	
SW-4	Jan-95	Trichloroethene	17.0	
SW-4	Feb-95	Trichloroethene	53.7	
SW-4	Feb-95	Trichloroethene	54.4	
SW-4	Apr-95	Trichloroethene	19.3	
SW-4	Jun-95	Trichloroethene	6.3	
SW-4	Aug-95	Trichloroethene	2.6	
SW-4	Aug-95	Trichloroethene	2.8	
SW-4	Apr-96	Trichloroethene	16.0	
SW-4	Sep-97	Trichloroethene	3.9	
SW-4	Apr-98	Trichloroethene	30.4	
SW-4	Sep-98	Trichloroethene	1.4	
SW-4	Nov-99	Trichloroethene	19.2	
SW-4	Mar-00	Trichloroethene	36.0	
SW-4	Dec-02	Trichloroethene	30.0	
SW-4	Mar-03	Trichloroethene	18.0	
SW-4	Jul-03	Trichloroethene	1.7	
SW-4	Aug-03	Trichloroethene	0.2	U
SW-4	Sep-03	Trichloroethene	0.3	U
SW-4	Oct-03	Trichloroethene	0.2	U
SW-4	Nov-03	Trichloroethene	0.2	U
SW-4	Dec-03	Trichloroethene	0.2	U
SW-4	Jan-04	Trichloroethene	0.6	
SW-4	Feb-04	Trichloroethene	0.6	
SW-4	Mar-04	Trichloroethene	0.2	U
SW-4	Apr-04	Trichloroethene	0.2	U
SW-4	May-04	Trichloroethene	0.7	
SW-4	Jun-04	Trichloroethene	0.2	U
SW-4	Jul-04	Trichloroethene	0.4	U
SW-4	Aug-04	Trichloroethene	0.4	U
SW-4	Sep-04	Trichloroethene	0.4	U
SW-4	Oct-04	Trichloroethene	0.4	
SW-4	Nov-04	Trichloroethene	0.40	U
SW-4	Dec-04	Trichloroethene	0.40	
SW-4	Jan-05	Trichloroethene	0.4	U
SW-4	Feb-05	Trichloroethene	0.40	U
SW-4	Mar-05	Trichloroethene	1.10	
SW-4	Apr-05	Trichloroethene	0.40	U
SW-4	May-05	Trichloroethene	0.40	U
SW-4	Jun-05	Trichloroethene	0.40	U
SW-4	Jul-05	Trichloroethene	0.40	U
SW-4	Aug-05	Trichloroethene	0.40	U
SW-4	Sep-05	Trichloroethene	0.4	U
SW-4	Oct-05	Trichloroethene	0.4	U
SW-4	Nov-05	Trichloroethene	0.4	U
SW-4	Mar-06	Trichloroethene	0.40	U
SW-4	Sep-06	Trichloroethene	0.4	U
SW-4	Mar-07	Trichloroethene	0.4	U
SW-4	Sep-07	Trichloroethene	0.4	U
SW-4	Mar-08	Trichloroethene	0.3	J
SW-4	Nov-08	Trichloroethene	0.5	U
SW-4	Mar-09	Trichloroethene	0.5	J
SW-4	Sep-09	Trichloroethene	0.1	U
SW-4	Mar-10	Trichloroethene	0.2	J
SW-4	Sep-10	Trichloroethene	0.3	U
SW-4	Mar-11	Trichloroethene	0.3	J
SW-4	Sep-11	Trichloroethene	0.2	U
SW-4	Mar-12	Trichloroethene	0.2	U
SW-4	Sep-12	Trichloroethene	0.1	U
SW-4	Mar-13	Trichloroethene	0.1	U
SW-4	Sep-13	Trichloroethene	0.1	U
SW-4	Mar-14	Trichloroethene	0.2	U
SW-4	Sep-14	Trichloroethene	0.1	U
SW-4	Mar-15	Trichloroethene	0.1	J
SW-4	Sep-15	Trichloroethene	0.5	U
SW-4	Mar-16	Trichloroethene	0.22	U
SW-4	Sep-16	Trichloroethene	0.22	U
SW-4	Feb-18	Trichloroethene	0.22	U

All results in micrograms per liter (ug/L) (parts per billion)
U - The compound was not detected above method detection limit
J - Data indicates the presence of a compound detected at less than the quantitation limit. The value is approximate.
D - Concentration was reported from a diluted analysis. The value is approximate.

TABLE 4-9
System Performance Summary
Former LEC Site - Watchung and North Plainfield, NJ

Sample Month	Influent TCE (ug/L)	Mid TCE (ug/L)	Effluent TCE (ug/L)	Avg. Pumping Rate (gpm)	Monthly Pumpage (MGM)	RW-1 Water Level (feet)
July 2003	62	ND	ND	133	2.31	43.8
August 2003	470	ND	ND	128	5.53	44.9
September 2003	62	ND	ND	128	5.51	44.6
October 2003	470	ND	ND	123	5.31	41.8
November 2003	510	58	ND	124	5.36	44.1
December 2003	650	160	ND	138	5.97	50.3
January 2004	430	310	1.2	139	5.99	51.5
February 2004	450	460	ND	136	5.85	52.5
March 2004	480	190	2.8	132	5.72	54
April 2004	370	340	2.0	130	5.57	49.9
May 2004	350	320	2.0	135	6.02	53.7
June 2004	370	3.3	0.8	100	4.32	55.8
July 2004	420	3.9	1.0	133	5.73	45.01
August 2004	390	53	0.6	132	5.72	53.73
September 2004	480	200	0.7	128	5.55	58.63
October 2004	400	1.2	0.5	105	4.52	56.06
November 2004	400	16	0.4	136	5.89	41.79
December 2004	360	73	0.4	119	5.13	55.19
January 2005	330	180	0.5	136	5.86	54.42
February 2005	380	260	ND	125	5.40	47.06
March 2005	370	47	ND	122	5.25	60.19
April 2005	350	130	0.4	144	6.23	52.3
May 2005	330	190	ND	128	5.52	60.8
June 2005	360	1.8	0.5	118	5.10	62.6
July 2005	360	5.1	0.5	129	5.58	61
August 2005	270	76	0.6	127	5.47	66.3
September 2005	240	120	NS	126	5.43	62.4
October 2005	320	2.9	0.5	83	3.57	49.9
November 2005	280	9	NS	127	5.47	58.9
December 2005	280	67	NS	127	5.48	56.5
January 2006	210	100	NS	126	5.46	60
February 2006	180	1.6	1.0	120	5.17	58.8
March 2006	260	4.1	NS	127	5.47	59.2
April 2006	230	14	1.2	122	5.27	56.7
May 2006	180	55	NS	129	5.59	64.9
June 2006	200	120	1.4	125	5.41	59.3
July 2006	180	180	NS	118	5.10	55
August 2006	200	200	NS	95	4.11	56.2
September 2006	150	27	1.5	103	4.46	58.4
October 2006	170	44	NS	121	5.24	60.1
November 2006	170	69	NS	125	5.39	58.4
December 2006	120	86	1.5	123	5.30	61.8
January 2007	85	110	NS	119	5.14	58.7
February 2007	90	4.7	NS	120	5.17	66.8
March 2007	60	4	1.7	104	4.49	57.5
April 2007	74	17	NS	106	4.59	58.1
May 2007	71	31	NS	123	5.32	59.4
June 2007	56	37	NS	130	5.60	58.1
July 2007	53	50	1.7	127	5.48	65.4
August 2007	26	50	NS	125	5.42	65.6
September 2007	29	43	NS	113	4.87	66.7

TABLE 4-9
System Performance Summary
Former LEC Site - Watchung and North Plainfield, NJ

Sample Month	Influent TCE (ug/L)	Mid TCE (ug/L)	Effluent TCE (ug/L)	Avg. Pumping Rate (gpm)	Monthly Pumpage (MGM)	RW-1 Water Level (feet)
October 2007	24	11	2.5	71	3.08	61.5
November 2007	16	11	NS	87	3.76	64.7
December 2007	16	13	1.3	128	5.54	66
January 2008	12	13	NS	127	5.51	62.3
February 2008	6.5	12	NS	129	5.57	57.4
March 2008	5.5	12	1.4	88	3.78	63.5
April 2008	4.1	11	NS	129	5.57	60.8
May 2008	1.8	7.9	NS	128	5.55	65.0
June 2008	8.9	0.9	1.4	128	5.52	64.2
July 2008	1.4	8.3	NS	124	5.34	63.6
August 2008	1.2	6.7	NS	118	5.11	64.1
September 2008	1.1	6.2	1.6	118	5.12	63.4
October 2008	ND	6.8	NS	126	5.43	68.7
November 2008	1.4	6.3	NS	129	5.56	65.2
December 2008	1.3	5.8	2.5	123	5.30	63.4
January 2009	1.2	4.6	NS	128	5.51	69.6
February 2009	1.4	5.9	NS	125	5.39	69.1
March 2009	1.2	4.5	3.6	121	5.23	70.9
April 2009	1.4	6.2	NS	118	5.09	66.7
May 2009	1.0	4.9	NS	112	4.82	64.7
June 2009	1.1	4.7	NS	120	5.14	64.0
July 2009	1.1	5.5	NS	103	4.41	59.5
August 2009	1.2	5.6	3.3	109	4.67	69.7
September 2009	1.4	5.1	NS	125	5.38	71.4
October 2009	1.3	4.8	NS	120	5.20	71.0
November 2009	1.0	3.8	1.4	115	4.96	64.5
December 2009	0.54 J	3.9	NS	116	5.00	70.4
January 2010	1.1	3.5	1.2	125	5.40	71.8
February 2010	1.2	3.8	NS	122	5.26	70.6
March 2010	0.99 J	3.4	NS	114	4.92	65.4
April 2010	1.2	3.0	1.4	113	4.89	65.0
May 2010	0.95 J	3.1	NS	97	4.18	62.5
June 2010	0.99 J	3.3	1.2	123	5.33	69.2
July 2010	0.89 J	3.2	NS	115	4.98	74.6
August 2010	NS	NS	NS	N/A *	N/A *	N/A
September 2010	1.1	2.9	NS	127	5.34	N/A
October 2010	0.93 J	3.7	1.3	102	4.41	70.4
November 2010	1.5	2.9	NS	122	5.29	67.8
December 2010	1.1	3.1	NS	110	4.76	63.5
January 2011	0.92 J	2.9	NS	118	5.10	65.2
February 2011	0.99 J	2.7	2.7	116	5.01	61.8
March 2011	0.88 J	NS	NS	118	5.11	56.7
April 2011	0.97 J	3.3	3.3	111	4.78	55.8
May 2011 **	0.67 J	3.1	NS	106	4.59	56.5

NS	not sampled, only need to sample effluent one time per quarter as per NJPDES Permit
ND	not detected
ug/L	micrograms/Liter
gpm	gallons per minute
MGM	million gallons per month
*	no discharge due to pump failure
**	last month of sampling before system shut off

TABLE 4-10

Summary of VI Investigations at Properties Adjacent to the LEC Site

Former Lockheed Electronics Corporation, Watchung, NJ

	Report	Vapor Intrusion Investigation Report November 22, 2011		Vapor Intrusion Investigation Report Addendum January 31, 2012		Vapor Intrusion Investigation Data Submittal April 10, 2012		Comprehensive Vapor Intrusion Investigation Report June 11, 2013		2014 Vapor Intrusion Investigation Report May 30, 2014		2015 Vapor Intrusion Investigation Report June 2, 2015		2016 Vapor Intrusion Investigation Report April 25, 2016		2017 Vapor Intrusion Investigation Report May 5, 2017	
	Sampling Date	February 2011	July 2011	December 2011		March 2012		January and February 2013		January 2014		January 2015		January 2016		January 2016	
	Media	Sub Slab	Indoor Air	Sub Slab	Indoor Air	Sub Slab	Indoor Air	Sub Slab	Indoor Air	Sub Slab	Indoor Air	Sub Slab	Indoor Air	Sub Slab	Indoor Air	Sub Slab	Indoor Air
Avalon Watchung Apartments (formerly Crystal Ridge Club)	Bldg. 1			SV-01													
	Bldg. 2			SV-02													
	Bldg. 3	SV-3	BLDG 3 CR	SV-03	BLDG 3 CR			CR020713-SS-B3-01	CR011713-IA-BLDG3	CR011614-SS-B3	CR011514-IA-B3	CR011515-SS-B3	CR011415-IA-B3	CR012116-SS-B3	CR012016-IA-B3		
	Bldg. 4	SV-4															
	Bldg. 5	SV-5															
	Bldg. 6	SV-6	6006 CR 6007 CR	SV-06	6006 CR 6007 CR			CR020713-SS-B6-01	CR011713-IA-6006 CR011713-IA-6007	CR011614-SS-B6	CR011514-IA-B6	CR011515-SS-B6	CR011415-IA-B6	CR012116-SS-B6	CR012016-IA-B6	CR011117-SS-B6	CR011017-IA-B6
	Bldg. 7	SV-7	7006 CR 7007 CR	SV-07	7006 CR 7007 CR			CR020813-SS-B7-01	CR011713-IA-7006 CR011713-IA-7007	CR011614-SS-B7	CR011514-IA-B7						
	Bldg. 8	SV-8 SV-8 (DUP)															
	Bldg. 9	SV-9															
	Bldg. 10	SV-10															
	Bldg. 11	SV-11															
	Bldg. 12	SV-12	12002 CR 12003 CR	SV-12	12002 CR 12003 CR			CR020813-SS-B12-01	CR011713-IA-12002 CR011713-IA-12003 CR012913-IA-12003								
	Bldg. 13			SV-13													
	Bldg. 14	SV-14															
	Bldg. 15			SV-15													
	Clubhouse			SV-CH	CLUB GF CLUB 1F CLUB DUP			CR020713-SS-CLUB-01	CR011713-IA-CHGF CR011713-IA-CH1F								
	Maintenance			SV-MB													
Regency Village	Bldg. 26		BLDG 26 RV					RV020613-SS-B26-01 RV020613-SS-B26-02 RV020613-SS-B26-03	RV020413-IA-B26-01 RV020413-IA-B26-02								
	Bldg. 3							RV0116-SS-B3-01 RV0116-SS-B3-02 RV0116-SS-B3-03	RV0114-IA-B3-01 RV0114-IA-B3-02								
	Bldg. 4							RV0116-SS-B4-01 RV0116-SS-B4-02 RV0116-SS-B4-03	RV0114-IA-B4-01 RV0114-IA-B4-02								
	Bldg. 5							RV0115-SS-B5-01 RV0115-SS-B5-02 RV0115-SS-B5-03	RV0114-IA-B5-01 RV0114-IA-B5-02								
	Bldg. 6							RV0115-SS-B6-01 RV0115-SS-B6-02 RV0115-SS-B6-03	RV0114-IA-B6-01 RV0114-IA-B6-02								
	Bldg. 17							RV020513-SS-B17-01 RV020613-SS-B17-02 RV020613-SS-B17-03	RV020413-IA-B17-01 RV020413-IA-B17-02								
	Bldg. 36							RV020513-SS-B36-01 RV020513-SS-B36-02 RV020513-SS-B36-03	RV020413-IA-B36-01 RV020413-IA-B36-01								
	Bldg. 38							RV020513-SS-B38-01 RV020513-SS-B38-02 RV020613-SS-B38-03	RV020413-IA-B38-01 RV020413-IA-B38-02								
Wal-Mart	Main					SV-1 SV-1 DUP	IA-1 IA-1 DUP										
						SV-2	IA-2										
	Samples**	**12**	**8**	**10**	**10**	**3**	**3**	**29**	**26**	**3**	**3**	**2**	**2**	**2**	**2**	**1**	**1**

Exceeds Criteria (Residential for Crystal Ridge and Regency; Nonresidential for Wal-Mart)

** Does not include ambient samples collected or proposed.

FIGURES

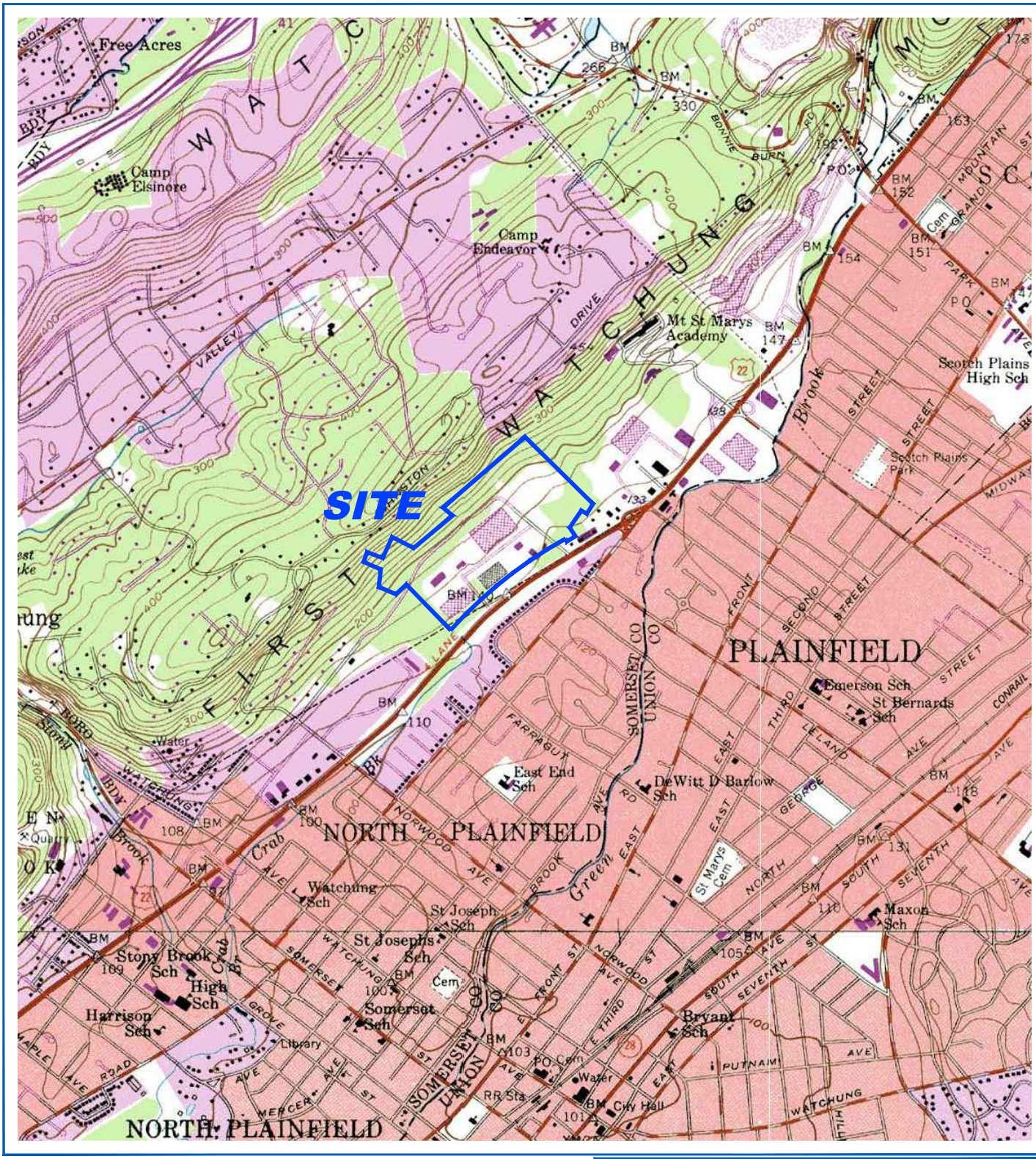

SOURCE: USGS 7.5 MINUTE QUADRANGLE (CHATHAM, NJ).





QUADRANGLE LOCATION

SCALE: 1" = 2000'

DWG: FIGURE_2-1 12/27/16

FIGURE 2-1

SITE LOCATION MAP

FORMER LOCKHEED ELECTRONICS COMPANY, INC.
WATCHUNG, NEW JERSEY

TETRA TECH

DRWN: S.F.H.	CHK'D: S.F.
SCALE: AS SHOWN	DATE: 12/27/16

FORMER LEC SITE

MW-1S,I
MW-532S,D
MW-549S,I
MW-508S,D
MW-507S,I
MW-3D
MW-546S,I,D
MW-506S,I
MW-550S,I
RW-1
MW-544S,I,D
MW-501S,I
MW-531I
MW-503S,I
PZ-523I
PZ-521S,I
SW-4
MW-547S,I,D
SW-3
SW-2
MW-502S,I
SW-1
MW-504S,I
PZ-522S,I,D
MW-505S,I
PZ-524S,I,D
MW-545S,I,D
MW-2I,D

STONY BROOK
INTERHAVEN AVE.
UPPER DR.
SOMERSET ST.
WATCHUNG AVE.
JENNINGS LN.
NORTH DR.
EAST DR.
HUDSON AVE.
CEDAR ST.
ROUTE 22
MAPLE AVE.
WALNUT ST.
JEFFERSON AVE.
HARRISON AVE.
WILSON AVE.
GROVE ST.
CODINGTON AVE.
WESTERVELT AVE.
LEONARD
WILLARD
CORBETT
JEFFRIES
MOUNTAIN AVE.
NORWOOD AVE.
CRAB BROOK
GREENBROOK RD.
FAIRVIEW AVE.
PARK PL.
GREEN BROOK

LEGEND

- PROPERTY LINE
- ACTIVE MONITORING WELL OR PIEZOMETER
- MONITORING WELL INSTALLED IN FALL 2013
- MONITORING WELL (ABANDONED 2015)
- RECOVERY WELL LOCATION (ABANDONED 2015)
- SURFACE WATER MONITORING LOCATION

NOTE: THIS FIGURE WAS DEVELOPED USING NEW JERSEY DEPARTMENT OF ENVIRONMENTAL PROTECTION GEOGRAPHIC INFORMATION SYSTEM DIGITAL DATA, BUT THIS SECONDARY PRODUCT HAS NOT BEEN VERIFIED BY NJDEP AND IS NOT STATE-AUTHORIZED.

0 800 1600
SCALE IN FEET

N

TITLE: **SITE PLAN**

LOCATION: **Former Lockheed Electronics Company, Inc.**
Watchung, New Jersey

TETRA TECH

APPROVED	DB
DRAFTED	CP
PROJECT#	117-0507611
DATE	5-18-18

FIGURE 2-2

0507700002A.DWG

Groundwater Sampling
MW-1S, I
MW-2I,D
MW-3D
MW-501S,I
MW-502S,I
MW-503S,I
MW-505S,I
MW-506S,I
MW-507S,I
MW-508S,D
MW-532S,D
MW-544S,I,D
MW-545S,I,D
MW-546S,I,D
MW-547S,I,D
MW-549S,I
MW-550S,I
PZ-521S,I
PZ-522S,I,D
PZ-524S,I,D

Surface Water Sampling
SW-1
SW-2
SW-3
SW-4

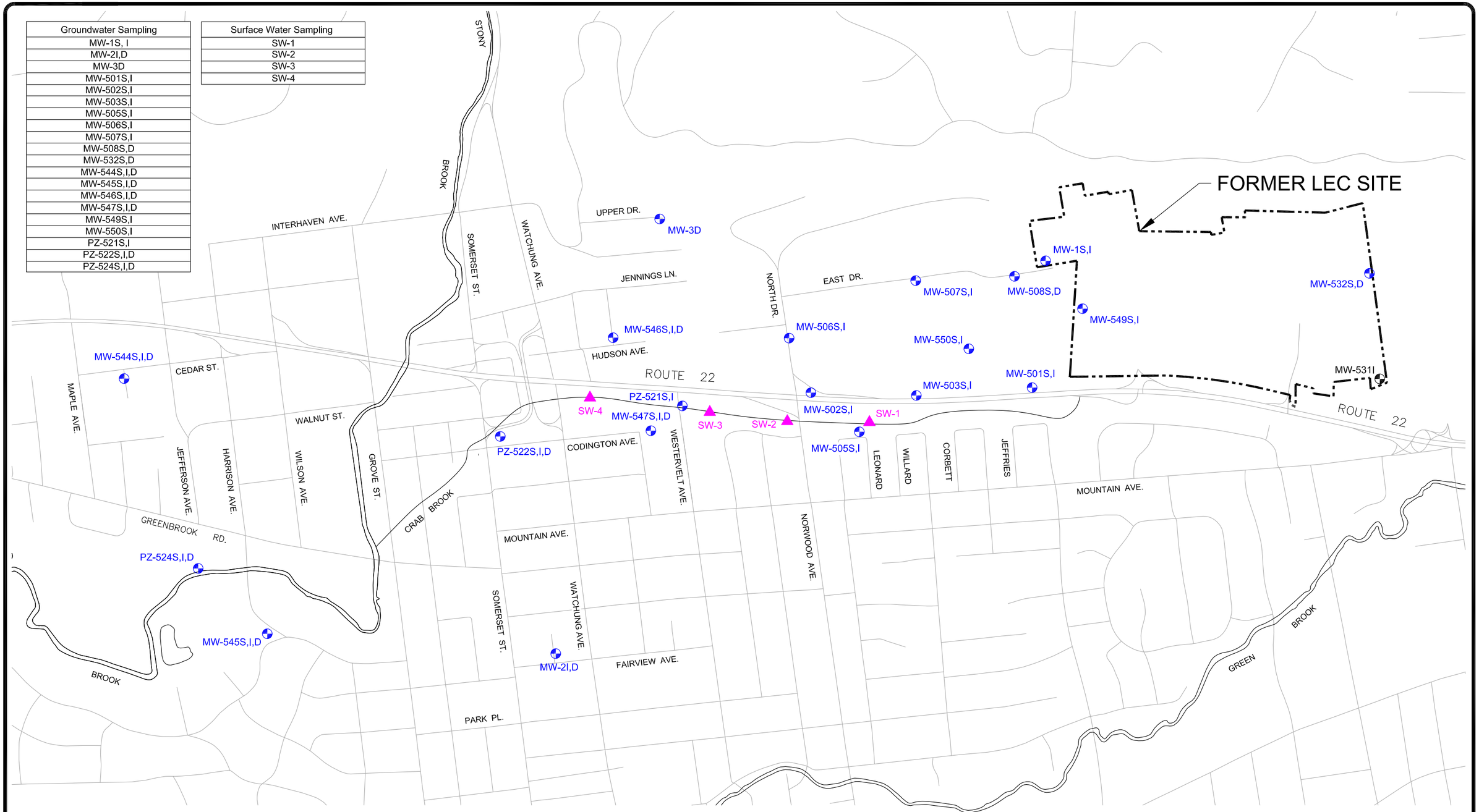

NOTE: THIS FIGURE WAS DEVELOPED USING NEW JERSEY DEPARTMENT OF ENVIRONMENTAL PROTECTION GEOGRAPHIC INFORMATION SYSTEM DIGITAL DATA, BUT THIS SECONDARY PRODUCT HAS NOT BEEN VERIFIED BY NJDEP AND IS NOT STATE-AUTHORIZED.

LEGEND

- PROPERTY LINE
- ACTIVE MONITORING WELL OR PIEZOMETER
- BIENNIAL GROUNDWATER SAMPLING LOCATION
- BIENNIAL SURFACE WATER SAMPLING LOCATION

0 800 1600

SCALE IN FEET

TITLE: **BIENNIAL SAMPLING LOCATIONS**

LOCATION: **Former Lockheed Electronics Company, Inc. Watchung, New Jersey**

TETRA TECH

APPROVED	DB
DRAFTED	CP
PROJECT#	117-0507611
DATE	5-18-18

FIGURE 3-1

0507700001A.DWG

FORMER LEC SITE

STONY BROOK

INTERHAVEN AVE.

SOMERSET ST.

WATCHUNG AVE.

UPPER DR.

MW-3D

JENNINGS LN.

NORTH DR.

EAST DR.

MW-507S,I
126.00

123.43
MW-1S,I

MW-508S,D
127.53

MW-549S,I
124.34

MW-532S,D
130.33

MW-546S,I,D
99.58

MW-506S,I
114.04

MW-550S,I
111.68

116.60
MW-501S,I

MW-531I

HUDSON AVE.

ROUTE 22

101.72
MW-502S,I

104.78
MW-503S,I

82.78
MW-544S,I,D

CEDAR ST.

MAPLE AVE.

WALNUT ST.

MW-547S,I,D
94.59

PZ-521S,I
96.07

102.17
MW-505S,I

PZ-522S,I,D
85.64

CODINGTON AVE.

WESTERVELT AVE.

LEONARD

WILLARD

CORBETT

JEFFRIES

MOUNTAIN AVE.

JEFFERSON AVE.

HARRISON AVE.

WILSON AVE.

GROVE ST.

CRAIG BROOK

GREENBROOK RD.

NORWOOD AVE.

PZ-524S,I,D
62.76

MW-545S,I,D
70.82

SOMERSET ST.

WATCHUNG AVE.

MW-2I,D

FAIRVIEW AVE.

PARK PL.

GREEN BROOK

BROOK

130

120

110

100

90

80

70

SHALLOW ZONE - OVERBURDEN AND SHALLOW BEDROCK GROUNDWATER FROM THE GROUNDWATER TABLE TO APPROXIMATELY 50 FEET ABOVE MEAN SEA LEVEL (MSL).

INTERMEDIATE ZONE - BEDROCK GROUNDWATER FROM APPROXIMATELY 50 FT ABOVE MSL TO APPROXIMATELY 50 FEET BELOW MSL.

DEEP ZONE - BEDROCK GROUNDWATER DEEPER THAN APPROXIMATELY 50 FT BELOW MSL.

NOTE: THIS FIGURE WAS DEVELOPED USING NEW JERSEY DEPARTMENT OF ENVIRONMENTAL PROTECTION GEOGRAPHIC INFORMATION SYSTEM DIGITAL DATA, BUT THIS SECONDARY PRODUCT HAS NOT BEEN VERIFIED BY NJDEP AND IS NOT STATE-AUTHORIZED.

LEGEND

- PROPERTY LINE
- ACTIVE MONITORING WELL OR PIEZOMETER
- 90 GROUNDWATER ELEVATION CONTOUR
- 70.82 GROUNDWATER ELEVATION (ft. MSL)

0 800 1600

SCALE IN FEET

N

TITLE: **SHALLOW GROUNDWATER ELEVATION CONTOUR MAP - FEBRUARY 27, 2018**

LOCATION: **Former Lockheed Electronics Company, Inc. Watchung, New Jersey**

TETRA TECH

APPROVED	SF
DRAFTED	CP
PROJECT#	117-0507611
DATE	5-18-18

FIGURE 4-1

0507700004A.DWG

FORMER LEC SITE

STONY BROOK

INTERHAVEN AVE.

SOMERSET ST.

WATCHUNG AVE.

UPPER DR.

MW-3D

JENNINGS LN.

NORTH DR.

EAST DR.

MW-507S,I
121.55

121.00
MW-1S,I

MW-508S,D

MW-532S,D

MW-549S,I
122.70

MW-506S,I
101.77

MW-550S,I
110.82

110.85
MW-501S,I

125.57
MW-531I

MW-546S,I,D
96.30

HUDSON AVE.

ROUTE 22

100.93
MW-502S,I

104.95
MW-503S,I

76.99
MW-544S,I,D

CEDAR ST.

MAPLE AVE.

WALNUT ST.

MW-547S,I,D
93.50

PZ-521S,I
94.28

104.08
MW-505S,I

PZ-522S,I,D
82.59

CODINGTON AVE.

WESTERVELT AVE.

LEONARD

WILLARD

CORBETT

JEFFRIES

MOUNTAIN AVE.

JEFFERSON AVE.

HARRISON AVE.

WILSON AVE.

GROVE ST.

CRAB BROOK

GREENBROOK RD.

NORWOOD AVE.

PZ-524S,I,D
61.65

MW-545S,I,D
65.71

MW-2I,D
79.55

FAIRVIEW AVE.

PARK PL.

GREEN BROOK

BROOK

70

80

90

100

110

120

SHALLOW ZONE - OVERBURDEN AND SHALLOW BEDROCK GROUNDWATER FROM THE GROUNDWATER TABLE TO APPROXIMATELY 50 FEET ABOVE MEAN SEA LEVEL (MSL).

INTERMEDIATE ZONE - BEDROCK GROUNDWATER FROM APPROXIMATELY 50 FT ABOVE MSL TO APPROXIMATELY 50 FEET BELOW MSL.

DEEP ZONE - BEDROCK GROUNDWATER DEEPER THAN APPROXIMATELY 50 FT BELOW MSL.

NOTE: THIS FIGURE WAS DEVELOPED USING NEW JERSEY DEPARTMENT OF ENVIRONMENTAL PROTECTION GEOGRAPHIC INFORMATION SYSTEM DIGITAL DATA, BUT THIS SECONDARY PRODUCT HAS NOT BEEN VERIFIED BY NJDEP AND IS NOT STATE-AUTHORIZED.

LEGEND

- PROPERTY LINE
- ACTIVE MONITORING WELL OR PIEZOMETER
- 90 GROUNDWATER ELEVATION CONTOUR
- 79.55 GROUNDWATER ELEVATION (ft. MSL)

0 800 1600

SCALE IN FEET

N

TITLE: **INTERMEDIATE GROUNDWATER ELEVATION CONTOUR MAP - FEBRUARY 27, 2018**

LOCATION: **Former Lockheed Electronics Company, Inc. Watchung, New Jersey**

TETRA TECH

APPROVED	SF
DRAFTED	CP
PROJECT#	117-0507611
DATE	5-18-18

FIGURE 4-2

0507700005A.DWG

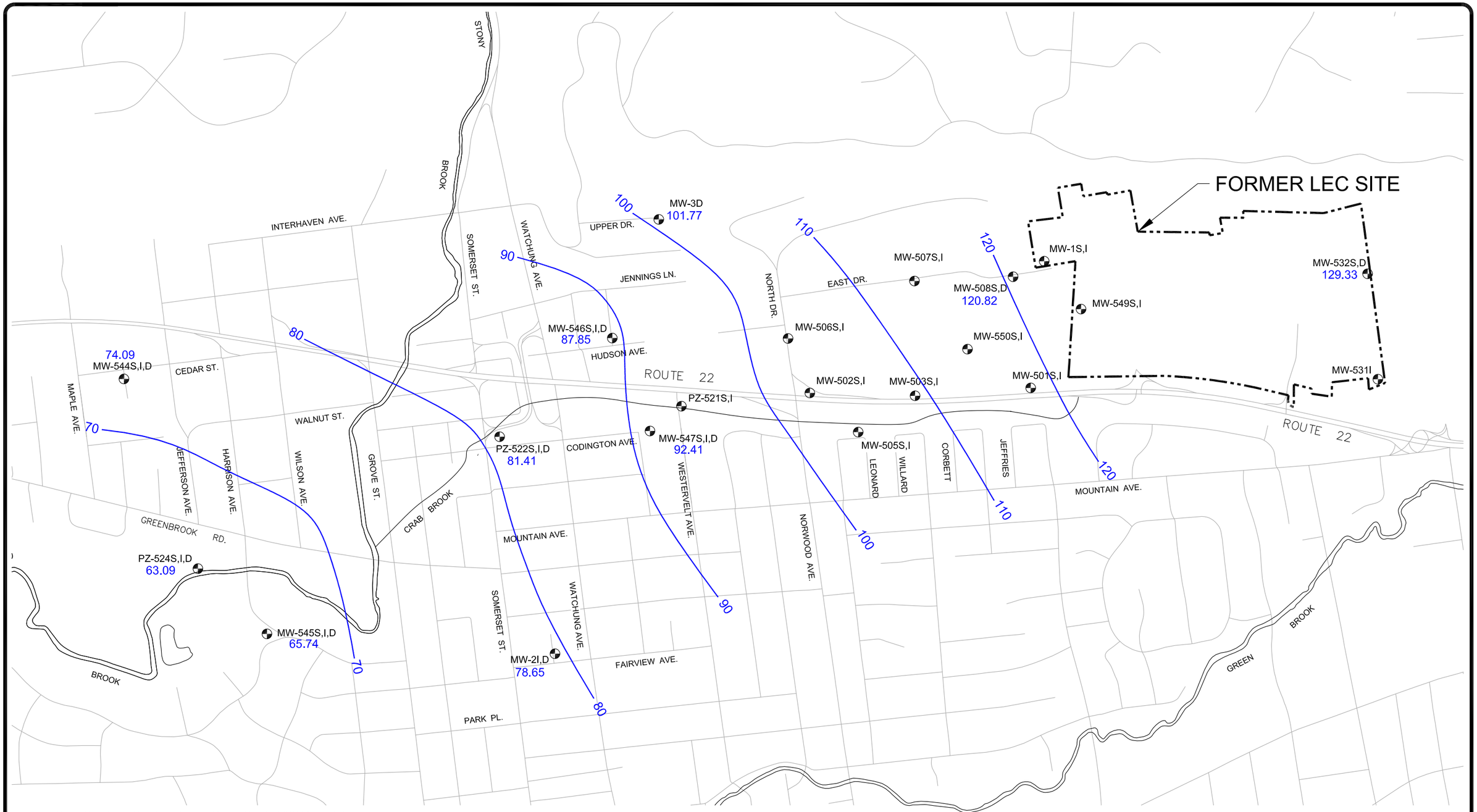

SHALLOW ZONE - OVERBURDEN AND SHALLOW BEDROCK GROUNDWATER FROM THE GROUNDWATER TABLE TO APPROXIMATELY 50 FEET ABOVE MEAN SEA LEVEL (MSL).

INTERMEDIATE ZONE - BEDROCK GROUNDWATER FROM APPROXIMATELY 50 FT ABOVE MSL TO APPROXIMATELY 50 FEET BELOW MSL.

DEEP ZONE - BEDROCK GROUNDWATER DEEPER THAN APPROXIMATELY 50 FT BELOW MSL.

NOTE: THIS FIGURE WAS DEVELOPED USING NEW JERSEY DEPARTMENT OF ENVIRONMENTAL PROTECTION GEOGRAPHIC INFORMATION SYSTEM DIGITAL DATA, BUT THIS SECONDARY PRODUCT HAS NOT BEEN VERIFIED BY NJDEP AND IS NOT STATE-AUTHORIZED.

LEGEND

- PROPERTY LINE
- ACTIVE MONITORING WELL OR PIEZOMETER
- 90 GROUNDWATER ELEVATION CONTOUR
- 79.55 GROUNDWATER ELEVATION (ft. MSL)

0 800 1600

SCALE IN FEET

N

TITLE: **DEEP GROUNDWATER ELEVATION CONTOUR MAP - FEBRUARY 27, 2018**

LOCATION: **Former Lockheed Electronics Company, Inc. Watchung, New Jersey**

TETRA TECH

APPROVED	SF
DRAFTED	CP
PROJECT#	117-0507611
DATE	5-18-18

FIGURE 4-3

0507700006A.DWG

FORMER LEC SITE

MW-3D
UPPER DR.
INTERHAVEN AVE.
JENNINGS LN.
0.22 U
MW-546S,I,D
HUDSON AVE.
MW-544S,I,D
0.22 U
CEDAR ST.
MAPLE AVE.
WALNUT ST.
0.54 J
MW-547S,I,D
0.22 U
PZ-522S,I,D
CODINGTON AVE.
PZ-521S,I
0.60 J
0.22 U
MW-505S,I
0.51 J
MW-502S,I
MW-506S,I
0.24 J
MW-507S,I
0.72 J
EAST DR.
0.80 J
MW-1S,I
MW-508S,D
1.4
MW-550S,I
0.93 J
MW-549S,I
1.0
MW-503S,I
0.61 J
MW-501S,I
0.22 U
MW-532S,D
0.80 J
MW-531I
ROUTE 22
ROUTE 22
MOUNTAIN AVE.
GREENBROOK RD.
PZ-524S,I,D
0.22 U
0.22 U
MW-545S,I,D
MW-2I,D
FAIRVIEW AVE.
PARK PL.
BROOK
CRAB BROOK
GREEN BROOK
STONY BROOK
SOMERSET ST.
WATCHUNG AVE.
NORTH DR.
JEFFERSON AVE.
HARRISON AVE.
WILSON AVE.
GROVE ST.
WESTERVELT AVE.
LEONARD
WILLARD
CORBETT
JEFFRIES
NORWOOD AVE.

SHALLOW ZONE - OVERBURDEN AND SHALLOW BEDROCK GROUNDWATER FROM THE GROUNDWATER TABLE TO APPROXIMATELY 50 FEET ABOVE MEAN SEA LEVEL (MSL).

INTERMEDIATE ZONE - BEDROCK GROUNDWATER FROM APPROXIMATELY 50 FT ABOVE MSL TO APPROXIMATELY 50 FEET BELOW MSL.

DEEP ZONE - BEDROCK GROUNDWATER DEEPER THAN APPROXIMATELY 50 FT BELOW MSL.

NOTE: THIS FIGURE WAS DEVELOPED USING NEW JERSEY DEPARTMENT OF ENVIRONMENTAL PROTECTION GEOGRAPHIC INFORMATION SYSTEM DIGITAL DATA, BUT THIS SECONDARY PRODUCT HAS NOT BEEN VERIFIED BY NJDEP AND IS NOT STATE-AUTHORIZED.

LEGEND

- PROPERTY LINE
- ACTIVE MONITORING WELL OR PIEZOMETER
- TCE ISOCONCENTRATION CONTOUR
- TCE ISOCONCENTRATION CONTOUR (INFERRED)
- 2.4 TCE CONCENTRATION (ug/L)
- U NOT DETECTED
- J ESTIMATED CONCENTRATION

0 800 1600
SCALE IN FEET

N

TITLE: **SHALLOW TCE ISOCONCENTRATION MAP FEBRUARY 27, 2018**

LOCATION: **Former Lockheed Electronics Company, Inc. Watchung, New Jersey**

TETRA TECH

APPROVED	DB
DRAFTED	CP
PROJECT#	117-0507611
DATE	5-18-18

FIGURE 4-4

0507700007A.DWG

FORMER LEC SITE

MW-3D
UPPER DR.
INTERHAVEN AVE.
STONY BROOK
SOMERSET ST.
WATCHUNG AVE.
JENNINGS LN.
NORTH DR.
EAST DR.
MW-507S,I 0.73 J
MW-508S,D
MW-1S,I 2.7
MW-532S,D
MW-549S,I 1.0
MW-546S,I,D 0.59 J
HUDSON AVE.
MW-506S,I 1.1
MW-550S,I 1.4
MW-531I
CEDAR ST.
MW-544S,I,D 0.77 J
ROUTE 22
PZ-521S,I 1.2
MW-502S,I 0.49 J
MW-503S,I 0.41 J
MW-501S,I 0.40 J
MAPLE AVE.
WALNUT ST.
4.7
MW-547S,I,D
PZ-522S,I,D 1.7
CODINGTON AVE.
WESTERVELT AVE.
0.22 U
MW-505S,I
LEONARD
WILLARD
CORBETT
JEFFRIES
MOUNTAIN AVE.
JEFFERSON AVE.
HARRISON AVE.
WILSON AVE.
GROVE ST.
CRAB BROOK
GREENBROOK RD.
PZ-524S,I,D 2.5
NORWOOD AVE.
SOMERSET ST.
WATCHUNG AVE.
MW-2I,D 0.22 U
FAIRVIEW AVE.
0.22 U
MW-545S,I,D
BROOK
PARK PL.
GREEN BROOK

SHALLOW ZONE - OVERBURDEN AND SHALLOW BEDROCK GROUNDWATER FROM THE GROUNDWATER TABLE TO APPROXIMATELY 50 FEET ABOVE MEAN SEA LEVEL (MSL).

INTERMEDIATE ZONE - BEDROCK GROUNDWATER FROM APPROXIMATELY 50 FT ABOVE MSL TO APPROXIMATELY 50 FEET BELOW MSL.

DEEP ZONE - BEDROCK GROUNDWATER DEEPER THAN APPROXIMATELY 50 FT BELOW MSL.

NOTE: THIS FIGURE WAS DEVELOPED USING NEW JERSEY DEPARTMENT OF ENVIRONMENTAL PROTECTION GEOGRAPHIC INFORMATION SYSTEM DIGITAL DATA, BUT THIS SECONDARY PRODUCT HAS NOT BEEN VERIFIED BY NJDEP AND IS NOT STATE-AUTHORIZED.

LEGEND

- PROPERTY LINE
- ACTIVE MONITORING WELL OR PIEZOMETER
- TCE ISOCONCENTRATION CONTOUR
- TCE ISOCONCENTRATION CONTOUR (INFERRED)
- 2.4 TCE CONCENTRATION (ug/L)
- U NOT DETECTED
- J ESTIMATED CONCENTRATION

0 800 1600
SCALE IN FEET

N

TITLE: **INTERMEDIATE TCE ISOCONCENTRATION MAP FEBRUARY 27, 2018**

LOCATION: **Former Lockheed Electronics Company, Inc. Watchung, New Jersey**

TETRA TECH

APPROVED	DB
DRAFTED	CP
PROJECT#	117-0507700
DATE	5-18-18

FIGURE 4-5

0507700008A.DWG

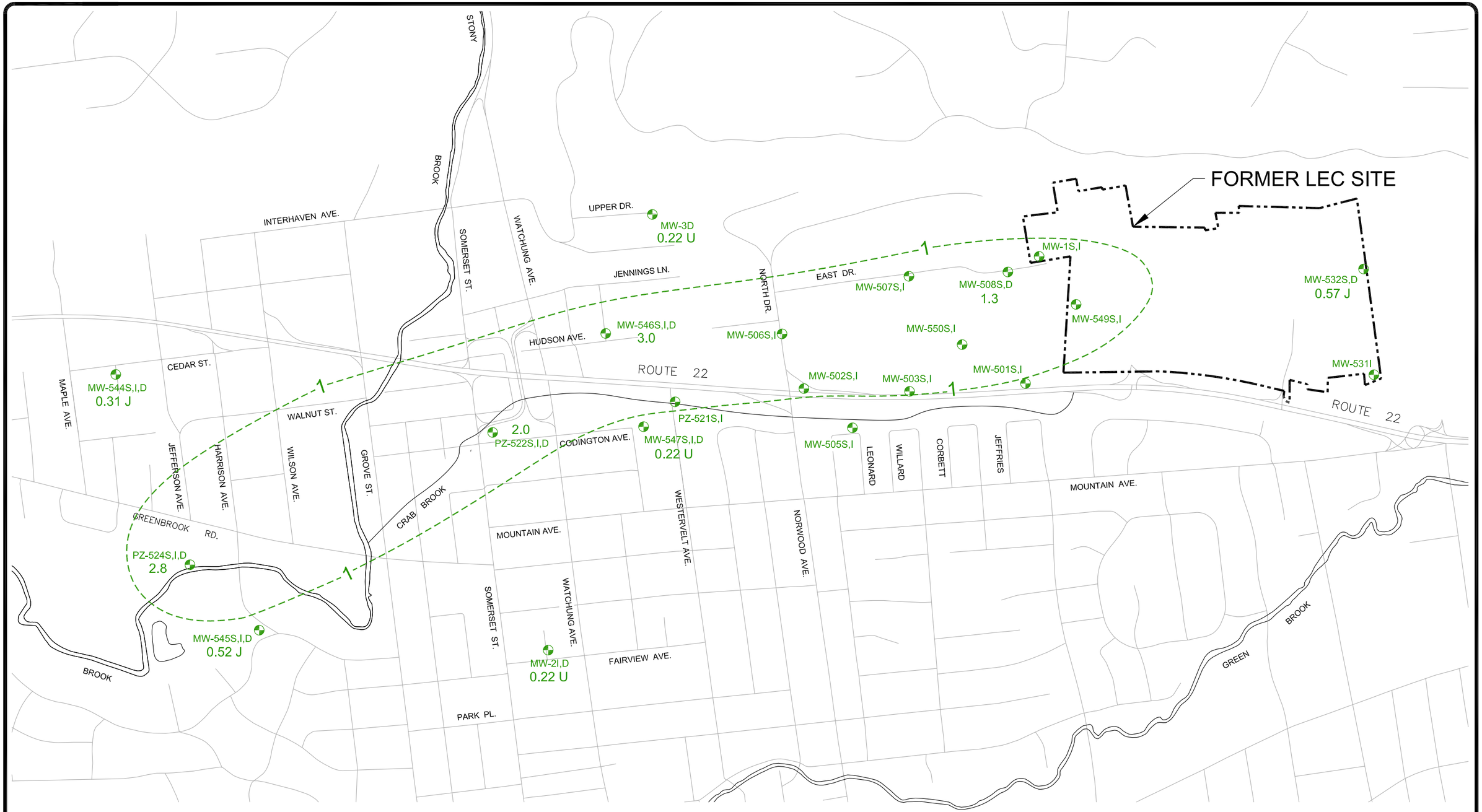

SHALLOW ZONE - OVERBURDEN AND SHALLOW BEDROCK GROUNDWATER FROM THE GROUNDWATER TABLE TO APPROXIMATELY 50 FEET ABOVE MEAN SEA LEVEL (MSL).

INTERMEDIATE ZONE - BEDROCK GROUNDWATER FROM APPROXIMATELY 50 FT ABOVE MSL TO APPROXIMATELY 50 FEET BELOW MSL.

DEEP ZONE - BEDROCK GROUNDWATER DEEPER THAN APPROXIMATELY 50 FT BELOW MSL.

NOTE: THIS FIGURE WAS DEVELOPED USING NEW JERSEY DEPARTMENT OF ENVIRONMENTAL PROTECTION GEOGRAPHIC INFORMATION SYSTEM DIGITAL DATA, BUT THIS SECONDARY PRODUCT HAS NOT BEEN VERIFIED BY NJDEP AND IS NOT STATE-AUTHORIZED.

LEGEND

- PROPERTY LINE
- ACTIVE MONITORING WELL OR PIEZOMETER
- 1 TCE ISOCONCENTRATION CONTOUR
- 1 TCE ISOCONCENTRATION CONTOUR (INFERRED)
- 2.4 TCE CONCENTRATION (ug/L)
- U NOT DETECTED
- J ESTIMATED CONCENTRATION

0 800 1600
SCALE IN FEET

N

TITLE: **DEEP TCE ISOCONCENTRATION MAP FEBRUARY 27, 2018**

LOCATION: **Former Lockheed Electronics Company, Inc. Watchung, New Jersey**

TETRA TECH

APPROVED	DB
DRAFTED	CP
PROJECT#	117-0507700
DATE	5-18-18

FIGURE 4-6

0507700009A.DWG

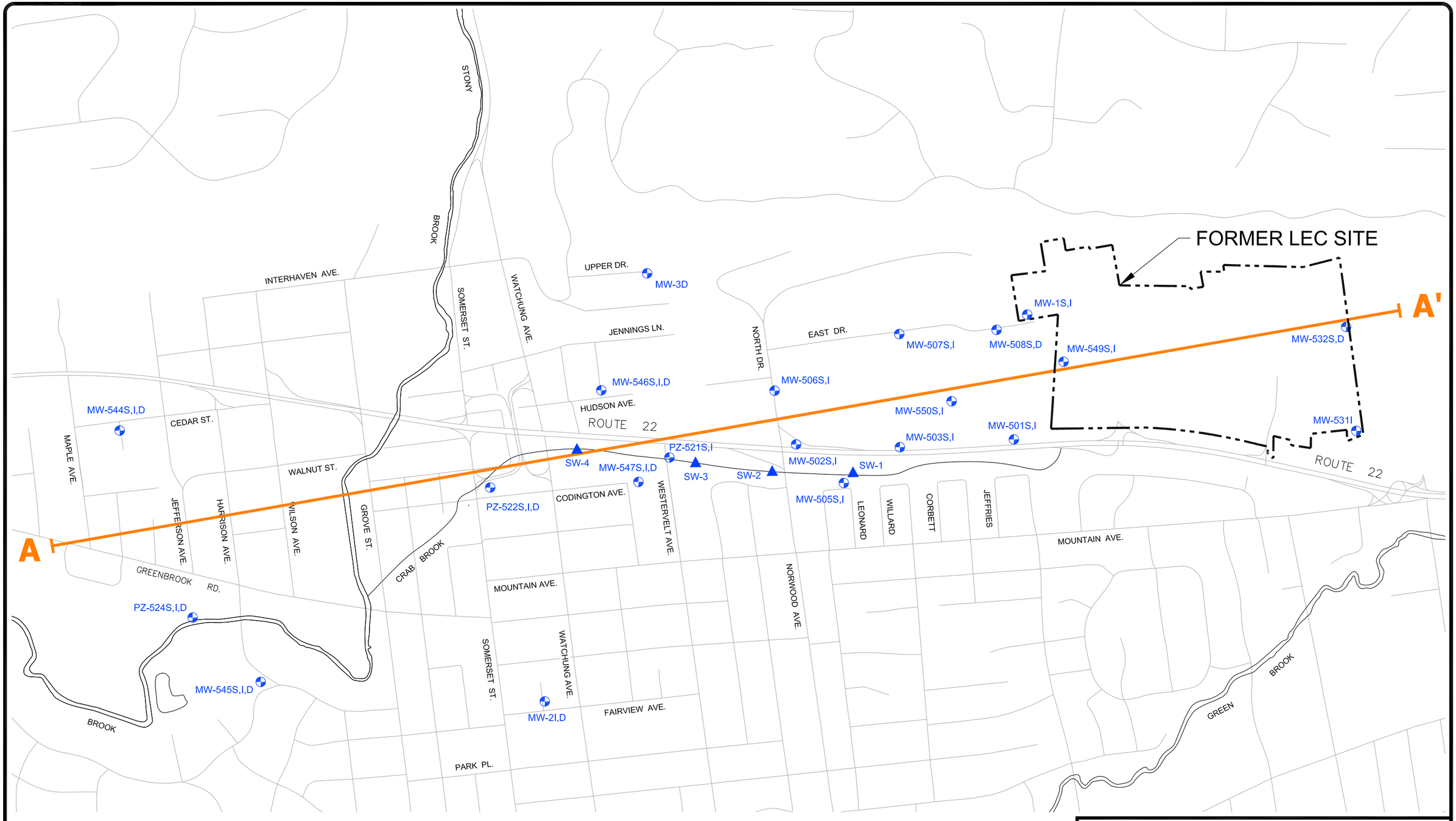

NOTE: THIS FIGURE WAS DEVELOPED USING NEW JERSEY DEPARTMENT OF ENVIRONMENTAL PROTECTION GEOGRAPHIC INFORMATION SYSTEM DIGITAL DATA, BUT THIS SECONDARY PRODUCT HAS NOT BEEN VERIFIED BY NJDEP AND IS NOT STATE-AUTHORIZED.

0 800 1600

SCALE IN FEET

LEGEND

- PROPERTY LINE
- ACTIVE MONITORING WELL OR PIEZOMETER
- SURFACE WATER MONITORING LOCATION
- CROSS-SECTION LINE

TITLE: **CROSS SECTION LOCATION MAP**

LOCATION: **Former Lockheed Electronics Company, Inc. Watchung, New Jersey**

TETRA TECH

APPROVED	DB
DRAFTED	CP
PROJECT#	117-0507700
DATE	5-18-18

FIGURE 4-7

0507700010A.DWG

A

(SOUTHWEST)

A'

(NORTHEAST)

GREEN BROOK AVENUE

STONY BROOK

SOMERSET STREET

CRAB BROOK

WATCHUNG AVENUE

CRAB BROOK

US ROUTE 22

NORTH AVENUE

SITE BOUNDARY

MW-544S,I,D (PROJECTED)

PZ-524S,I,D (PROJECTED)

PZ-522S,I,D

MW-546S,I,D (PROJECTED)

PZ-521S,I

MW-506S,I (PROJECTED)

MW-502S,I

MW-507S,I (PROJECTED)

MW-550S,I

MW-508S,D (PROJECTED)

MW-1S,I (PROJECTED)

MW-549S,I

MW-532S,D

OVERBURDEN

BEDROCK (PASSAIC FM.)

ELEVATION (FEET ABOVE MEAN SEA LEVEL [MSL])

200

150

100

50

0

-50

-100

-150

0.22 U

0.22 U

0.22 U

0.22 U

0.60 J

0.24 J

0.51 J

0.72 J

0.93 J

1.4

0.80 J

1.0

0.77 J

2.5

1.7

0.59 J

1.2

1.1

0.49 J

0.73 J

1.4

0.80 J

1.0

2.7

1.3

0.57 J

3.0

0.31 J

2.8

2.0

1

1

SHALLOW ZONE (WATER TABLE TO 50 FT MSL)

INTERMEDIATE ZONE (50 TO -50 FT MSL)

DEEP ZONE (GREATER THAN 50 FT MSL)

LEGEND

- WELL
- WELL GROUND SURFACE (WHERE APPLICABLE)
- RISER
- APPROXIMATE GROUNDWATER SURFACE (FEBRUARY 27, 2018) BASED ON GROUNDWATER ELEVATIONS IN SHALLOW MONITORING WELLS LOCATED CLOSEST TO THE CROSS SECTION LINE
- SCREEN OR OPEN HOLE
- 1.4 — MONITORING WELL SAMPLE TCE ANALYTICAL RESULT
- 1 — GROUNDWATER ISOCONCENTRATION CONTOUR SHOWING APPROXIMATE EXTENT OF TCE (ug/L)
- 1 — INFERRED GROUNDWATER ISOCONCENTRATION CONTOUR SHOWING APPROXIMATE EXTENT OF TCE (ug/L)

NOTES:

GROUND SURFACE, LOCATIONS, CONTACTS AND DEPTHS ARE APPROXIMATE.

U = NOT DETECTED.

J = ESTIMATED CONCENTRATION.

TCE = TRICHLOROETHENE.

GROUNDWATER ANALYTICAL RESULTS ARE FROM THE FEBRUARY 27, 2018 SAMPLING EVENT.

50

25

0

625

1250

HORIZ. SCALE: 1" = 1250'

VERT. SCALE: 1" = 50'

SCALE IN FEET

TITLE: **FEBRUARY 2018 TCE PLUME CROSS SECTION**

LOCATION: **Former Lockheed Electronics Company, Inc. Watchung, New Jersey**

TETRA TECH

APPROVED	SF
DRAFTED	CP
PROJECT#	117-0507700
DATE	5-18-18

FIGURE 4-8

0507700003A.DWG

FORMER LEC SITE

MW-1S,I
MW-532S,D
MW-549S,I
MW-531I
MW-3D
MW-546S,I,D
MW-506S,I
MW-507S,I
MW-508S,D
MW-550S,I
MW-502S,I
MW-503S,I
MW-501S,I
MW-544S,I,D
MW-547S,I,D
PZ-521S,I
3.6
PZ-522S,I,D
MW-505S,I
PZ-524S,I,D
MW-545S,I,D
0.20 U
MW-2I,D

STONY BROOK
INTERHAVEN AVE.
UPPER DR.
JENNINGS LN.
HUDSON AVE.
SOMERSET ST.
WATCHUNG AVE.
NORTH DR.
EAST DR.
ROUTE 22
CEDAR ST.
WALNUT ST.
MAPLE AVE.
JEFFERSON AVE.
HARRISON AVE.
WILSON AVE.
GROVE ST.
CODINGTON AVE.
WESTERVELT AVE.
LEONARD
WILLARD
CORBETT
JEFFRIES
MOUNTAIN AVE.
NORWOOD AVE.
GREENBROOK RD.
CRAB BROOK
FAIRVIEW AVE.
PARK PL.
GREEN BROOK

SHALLOW ZONE - OVERBURDEN AND SHALLOW BEDROCK GROUNDWATER FROM THE GROUNDWATER TABLE TO APPROXIMATELY 50 FEET ABOVE MEAN SEA LEVEL (MSL).

INTERMEDIATE ZONE - BEDROCK GROUNDWATER FROM APPROXIMATELY 50 FT ABOVE MSL TO APPROXIMATELY 50 FEET BELOW MSL.

DEEP ZONE - BEDROCK GROUNDWATER DEEPER THAN APPROXIMATELY 50 FT BELOW MSL.

NOTE: THIS FIGURE WAS DEVELOPED USING NEW JERSEY DEPARTMENT OF ENVIRONMENTAL PROTECTION GEOGRAPHIC INFORMATION SYSTEM DIGITAL DATA, BUT THIS SECONDARY PRODUCT HAS NOT BEEN VERIFIED BY NJDEP AND IS NOT STATE-AUTHORIZED.

LEGEND

—·—·—	PROPERTY LINE
⊕	ACTIVE MONITORING WELL OR PIEZOMETER
2.4	1,2-DIOXANE CONCENTRATION (ug/L)
U	NOT DETECTED
J	ESTIMATED CONCENTRATION

0 800 1600
SCALE IN FEET

N

TITLE: **1,2-DIOXANE CONCENTRATIONS IN INTERMEDIATE WELLS PZ-522I AND MW-545I (FEBRUARY 27, 2018)**

LOCATION: **Former Lockheed Electronics Company, Inc. Watchung, New Jersey**

TETRA TECH

APPROVED	DB
DRAFTED	CP
PROJECT#	117-0507611
DATE	5-18-18

FIGURE 4-9

0507700011A.DWG

APPENDIX A — MAY 2017 1,4-DIOXANE SAMPLING RESULTS MEMORANDUM DATED JULY 19, 2017

TETRA TECH

One Salem Square
295 Route 22 East, Suite 104E
Whitehouse Station, NJ 08889
Phone: (908) 534-2303 Fax: (908) 534-4709

MEMORANDUM

To: Jeff Thomas, Warren Newman

From: Steve Feldmann

Date: July 19, 2017

Re: 1,4-Dioxane Analytical Results from the May 2017 Groundwater Sampling Event, Former Lockheed Electronics Company Site, Boroughs of Watchung and North Plainfield, NJ

The purpose of this memorandum is to present the results of the May 2017 groundwater sampling event conducted to further assess potential 1,4-dioxane concentrations in groundwater at the former Lockheed Electronics Company (LEC) site (the Site) located in the Boroughs of Watchung and North Plainfield, New Jersey. A brief summary of the 1,4-dioxane results from previous groundwater sampling activities conducted at the Site and the rationale for selecting the wells sampled in May 2017 is provided below, followed by a review of the May 2017 analytical data and the resulting findings and recommendations. A site plan map with the monitoring wells is provided in Figure 1.

Previous Groundwater Sampling

As discussed in the 2016 Remedial Action Progress Report (January 2017), TRC Environmental conducted an assessment of emerging contaminants at the Site in 2007 and 2009, during which six selected monitoring wells were sampled for 1,4-dioxane (background well MW-532D, source area wells MW-549S and MW-549I, plume wells MW-550S and MW-550I, and downgradient well PZ-522I). The samples were analyzed for 1,4-dioxane via method 8270C using Selected Ion Monitoring (SIM) to achieve a low detection limit (approximately 0.5 µg/L). Concentrations of 1,4-dioxane were not detected in the

upgradient well, source wells, or plume wells, but 1,4-dioxane concentrations were reported in downgradient well PZ-522I (8.2 µg/L in November 2007 and 5.57 µg/L in September 2009). In September 2009, delineation samples were collected from wells P-523I (abandoned and sealed in 2016), MW-545I, MW-546I, and MW-547I for 1,4-dioxane analysis and the results indicated no detections in any of these wells. Given that the reported 1,4-dioxane concentrations were below the NJDEP GWQS of 10 µg/L at the time of the sampling event, no further action was recommended to address 1,4-dioxane concentrations in groundwater at the Site.

In September 2016, Tetra Tech collected additional groundwater samples to assess potential 1,4-dioxane concentrations at the Site. The impetus for this investigation was the NJDEP's reduction of the Interim Ground Water Quality Criterion (IGWQC) for 1,4-dioxane from 10 µg/L to 0.4 µg/L in November 2015. Based on a discussion with the LSRP and consistent with the NJDEP Site Remediation and Waste Management Program guidance document Implementation of November 25, 2015 Interim Ground Water Quality Standards (dated March 8, 2016), Tetra Tech collected groundwater samples from four site monitoring wells in September 2016 (source area monitoring wells MW-549I and MW-1I, and downgradient monitoring wells PZ-522I and MW-545I). The analytical results indicate that 1,4-dioxane concentrations were detected in plume well PZ-522I (3.6 J µg/L) and downgradient well MW-545I (0.81 J µg/L), but 1,4-dioxane was not detected in source area wells MW-549I and MW-1S. Based on these results, further assessment of dissolved 1,4-dioxane concentrations at the Site was recommended.

Well Selection Rationale

A total of 19 monitoring wells were selected for additional groundwater sampling to further assess potential 1,4-dioxane concentrations at the Site. Three background monitoring wells (MW-532S, MW-532D, and MW-531I) and seven downgradient monitoring wells (MW-505S, MW-505I, MW-545S, MW-547D, MW-547I, MW-546S, and MW-546I) were selected primarily to assess 1,4-dioxane concentrations in wells historically not impacted by volatile organic contaminants associated with the Site. Five wells were selected to assess

potential 1,4-dioxane concentrations near the CEA boundaries (fringe wells PZ-524S, PZ-524I, MW-544S, and MW-544I located at the downgradient CEA boundary, and fringe well MW-2I located southeast of the CEA boundary). Monitoring wells MW-549I, MW-1I, PZ-522I, and MW-545I were also resampled to confirm the September 2016 results.

May 2017 Groundwater Sampling and Results

Groundwater sampling was conducted on May 16, 2017. The groundwater samples were collected using passive rigid porous polyethylene (RPP) samplers. The RPP samplers were deployed in the designated wells and allowed to equilibrate for two weeks prior to retrieval and sample collection.

Consistent with the NJDEP August 2005 Field Sampling Procedures Manual, a modified RPP trip/equipment blank were collected during deployment of the RPPs in the monitoring wells. The modified trip/equipment blank was obtained by ordering an extra RPP sampler that was shipped to the Site and handled in the same manner as the other RPPs deployed during the sampling event.

The groundwater samples were submitted for laboratory analysis of 1,4-dioxane via USEPA SW-846 Method 8260 SIM. Method 8260 SIM was used to achieve method detection limits below the 0.4 µg/L criterion for 1,4-dioxane.

The groundwater analytical results are summarized in Table 1 and shown graphically on Figures 2 through 4. The analytical data packages (i.e., one data package for the RPP modified trip/equipment blank and one data package for the monitoring well samples) are provided in Attachment 1 along with the data validation reports. The data validation reports indicate that the groundwater data quality is acceptable and that all of the data are useable. None of the analytical data required qualification during data validation.

The analytical results for the RPP modified trip/equipment blank indicate that no target compound concentrations were reported. The analytical results for the well samples

indicate that 1,4-dioxane concentrations exceeding the method detection limit were reported only in plume well PZ-522I (3.4 J µg/L in the duplicate sample). The results further indicate that 1,4-dioxane concentrations were not detected in any of the remaining wells sampled, including downgradient fringe well MW-545I, where 1,4-dioxane was detected above the reporting limit in September 2016 (0.81 J µg/L).

Findings and Recommendations

The May 2017 groundwater analytical results indicate that 1,4-dioxane was not detected in the background wells, the source area wells, and all but one of the plume wells sampled at the Site. Groundwater analytical results from previous sampling events (i.e., the assessment of emerging contaminants conducted in 2007 and 2009, and the September 2016 sampling event) indicate that 1,4-dioxane concentrations are generally decreasing in well PZ-522I (8.2 µg/L in 2007, 5.57 µg/L in 2009, 3.6 µg/L in September 2016, and 3.4 J µg/L in May 2017), but the concentration still exceeds the IGWQC of 0.4 µg/L. Based on the elevated 1,4-dioxane concentration in well PZ-522I, it is recommended that monitoring of 1,4-dioxane concentrations in well PZ-522I be continued as part of the Site groundwater monitoring program, which is currently on a biennial monitoring schedule.

Monitoring well MW-545I is a downgradient CEA boundary well and a sentinel well. Concentrations of 1,4-dioxane exceeding the IGWQC were reported in September 2016 (0.8 µg/L), but 1,4-dioxane was not detected in this well during sampling conducted in 2009, and the concentration reported in September 2016 was not confirmed during the May 2017 sampling event. Given that monitoring well MW-545I is a CEA boundary well located downgradient of well PZ-522I, it is recommended that 1,4-dioxane concentrations in well MW-545I also be monitored as part of the Site groundwater monitoring program for as long as 1,4-dioxane concentrations in PZ-522I remain above the IGWQC. Groundwater monitoring of 1,4-dioxane concentrations in wells PZ-522I and MW-545I should be conducted using the same sampling methods employed during the May 2017 sampling event (i.e., passive sampling using RPP samplers and analysis of 1,4-dioxane via Method 8260 SIM).

FIGURES

FORMER LEC SITE

MW-1S,I
MW-532S,D
MW-549S,I
MW-507S,I
MW-508S,D
MW-506S,I
MW-550S,I
MW-546S,I,D
MW-502S,I
MW-503S,I
MW-501S,I
MW-531I
MW-544S,I,D
PZ-521S,I
MW-547S,I,D
PZ-522S,I,D
MW-505S,I
MW-3D
PZ-524S,I,D
MW-545S,I,D
MW-2,ID

STONY BROOK
INTERHAVEN AVE.
SOMERSET ST.
WATCHUNG AVE.
UPPER DR.
JENNINGS LN.
NORTH DR.
EAST DR.
HUDSON AVE.
ROUTE 22
CEDAR ST.
MAPLE AVE.
WALNUT ST.
JEFFERSON AVE.
HARRISON AVE.
WILSON AVE.
GROVE ST.
CODINGTON AVE.
WESTERVELT AVE.
LEONARD
WILLARD
CORBETT
JEFFRIES
MOUNTAIN AVE.
NORWOOD AVE.
CRAB BROOK
GREENBROOK RD.
FAIRVIEW AVE.
PARK PL.
GREEN BROOK
BROOK

SHALLOW ZONE - OVERBURDEN AND SHALLOW BEDROCK GROUNDWATER FROM THE GROUNDWATER TABLE TO APPROXIMATELY 50 FEET ABOVE MEAN SEA LEVEL (MSL).

INTERMEDIATE ZONE - BEDROCK GROUNDWATER FROM APPROXIMATELY 50 FT ABOVE MSL TO APPROXIMATELY 50 FEET BELOW MSL.

DEEP ZONE - BEDROCK GROUNDWATER DEEPER THAN APPROXIMATELY 50 FT BELOW MSL.

NOTE: THIS FIGURE WAS DEVELOPED USING NEW JERSEY DEPARTMENT OF ENVIRONMENTAL PROTECTION GEOGRAPHIC INFORMATION SYSTEM DIGITAL DATA, BUT THIS SECONDARY PRODUCT HAS NOT BEEN VERIFIED BY NJDEP AND IS NOT STATE-AUTHORIZED.

LEGEND

PROPERTY LINE

ACTIVE MONITORING WELL OR PIEZOMETER

0 800 1600

SCALE IN FEET

N

0507641004A.DWG

TITLE:

SITE PLAN AND MONITORING WELLS

LOCATION: **Former Lockheed Electronics Company, Inc.**
Watchung, New Jersey

TETRA TECH

APPROVED	SF
DRAFTED	CP
PROJECT#	117-0507641
DATE	7-17-17

FIGURE 1

FORMER LEC SITE

MW-1S,I
MW-507S,I
MW-508S,D
MW-549S,I
MW-532S,D
0.20 U
MW-506S,I
MW-550S,I
MW-502S,I
MW-503S,I
MW-501S,I
MW-531I
MW-505S,I
0.20 U
MW-3D
MW-546S,I,D
0.20 U
MW-544S,I,D
0.20 U
PZ-521S,I
PZ-522S,I,D
MW-547S,I,D
PZ-524S,I,D
0.20 U
MW-545S,I,D
0.20 U
MW-2,ID

STONY BROOK
INTERHAVEN AVE.
UPPER DR.
JENNINGS LN.
HUDSON AVE.
CEDAR ST.
WALNUT ST.
CODINGTON AVE.
EAST DR.
NORTH DR.
ROUTE 22
MAPLE AVE.
JEFFERSON AVE.
HARRISON AVE.
WILSON AVE.
GROVE ST.
SOMERSET ST.
WATCHUNG AVE.
WESTERVELT AVE.
LEONARD
WILLARD
CORBETT
JEFFRIES
MOUNTAIN AVE.
NORWOOD AVE.
GREENBROOK RD.
CRAB BROOK
FAIRVIEW AVE.
PARK PL.
GREEN BROOK
BROOK

SHALLOW ZONE - OVERBURDEN AND SHALLOW BEDROCK GROUNDWATER FROM THE GROUNDWATER TABLE TO APPROXIMATELY 50 FEET ABOVE MEAN SEA LEVEL (MSL).

INTERMEDIATE ZONE - BEDROCK GROUNDWATER FROM APPROXIMATELY 50 FT ABOVE MSL TO APPROXIMATELY 50 FEET BELOW MSL.

DEEP ZONE - BEDROCK GROUNDWATER DEEPER THAN APPROXIMATELY 50 FT BELOW MSL.

NOTE: THIS FIGURE WAS DEVELOPED USING NEW JERSEY DEPARTMENT OF ENVIRONMENTAL PROTECTION GEOGRAPHIC INFORMATION SYSTEM DIGITAL DATA, BUT THIS SECONDARY PRODUCT HAS NOT BEEN VERIFIED BY NJDEP AND IS NOT STATE-AUTHORIZED.

LEGEND

—·—·—	PROPERTY LINE
⊕	ACTIVE MONITORING WELL OR PIEZOMETER
0.20	1,4-DIOXANE CONCENTRATION (ug/L)
U	NOT DETECTED
J	ESTIMATED CONCENTRATION

0 800 1600
SCALE IN FEET

N

TITLE: **SHALLOW 1,4-DIOXANE CONCENTRATIONS MAY 2017**

LOCATION: **Former Lockheed Electronics Company, Inc. Watchung, New Jersey**

TETRA TECH

APPROVED	SF
DRAFTED	CP
PROJECT#	117-0507641
DATE	7-17-17

FIGURE 2

0507641001A.DWG

FORMER LEC SITE

MW-1S,I
0.20 U

MW-532S,D

MW-549S,I
0.20 U

MW-508S,D

MW-507S,I

EAST DR.

NORTH DR.

MW-506S,I

MW-550S,I

MW-502S,I

MW-503S,I

MW-501S,I

MW-531I
0.20 U

ROUTE 22

MW-3D

UPPER DR.

INTERHAVEN AVE.

JENNINGS LN.

MW-546S,I,D
0.20 U

HUDSON AVE.

WATCHUNG AVE.

SOMERSET ST.

STONY BROOK

MW-544S,I,D
0.20 U

CEDAR ST.

MAPLE AVE.

WALNUT ST.

PZ-521S,I

MW-547S,I,D
0.20 U

PZ-522S,I,D
3.4

CODINGTON AVE.

WESTERVELT AVE.

MW-505S,I
0.20 U

LEONARD

WILLARD

CORBETT

JEFFRIES

MOUNTAIN AVE.

JEFFERSON AVE.

HARRISON AVE.

WILSON AVE.

GROVE ST.

CRAB BROOK

GREENBROOK RD.

NORWOOD AVE.

PZ-524S,I,D
0.20 U

MW-545S,I,D
0.20 U

BROOK

MW-2,ID
0.20 U

FAIRVIEW AVE.

PARK PL.

GREEN BROOK

SHALLOW ZONE - OVERBURDEN AND SHALLOW BEDROCK GROUNDWATER FROM THE GROUNDWATER TABLE TO APPROXIMATELY 50 FEET ABOVE MEAN SEA LEVEL (MSL).

INTERMEDIATE ZONE - BEDROCK GROUNDWATER FROM APPROXIMATELY 50 FT ABOVE MSL TO APPROXIMATELY 50 FEET BELOW MSL.

DEEP ZONE - BEDROCK GROUNDWATER DEEPER THAN APPROXIMATELY 50 FT BELOW MSL.

NOTE: THIS FIGURE WAS DEVELOPED USING NEW JERSEY DEPARTMENT OF ENVIRONMENTAL PROTECTION GEOGRAPHIC INFORMATION SYSTEM DIGITAL DATA, BUT THIS SECONDARY PRODUCT HAS NOT BEEN VERIFIED BY NJDEP AND IS NOT STATE-AUTHORIZED.

LEGEND

—·—·—	PROPERTY LINE
⊕	ACTIVE MONITORING WELL OR PIEZOMETER
0.20	1,4-DIOXANE CONCENTRATION (ug/L)
U	NOT DETECTED
J	ESTIMATED CONCENTRATION

0 800 1600

SCALE IN FEET

N

TITLE: **INTERMEDIATE 1,4-DIOXANE CONCENTRATIONS MAY 2017**

LOCATION: **Former Lockheed Electronics Company, Inc. Watchung, New Jersey**

TETRA TECH

APPROVED	SF
DRAFTED	CP
PROJECT#	117-0507641
DATE	7-17-17

FIGURE 3

0507641002A.DWG

FORMER LEC SITE

MW-1S,I
MW-507S,I
MW-508S,D
MW-549S,I
MW-532S,D
0.20 U
MW-506S,I
MW-550S,I
MW-546S,I,D
MW-502S,I
MW-503S,I
MW-501S,I
MW-531I
MW-544S,I,D
PZ-521S,I
MW-547S,I,D
0.20 U
PZ-522S,I,D
MW-505S,I
PZ-524S,I,D
MW-545S,I,D
MW-2,ID
MW-3D

STONY BROOK
INTERHAVEN AVE.
SOMERSET ST.
WATCHUNG AVE.
UPPER DR.
JENNINGS LN.
NORTH DR.
EAST DR.
HUDSON AVE.
ROUTE 22
CEDAR ST.
MAPLE AVE.
WALNUT ST.
JEFFERSON AVE.
HARRISON AVE.
WILSON AVE.
GROVE ST.
CODINGTON AVE.
WESTERVELT AVE.
CRAB BROOK
GREENBROOK RD.
MOUNTAIN AVE.
LEONARD
WILLARD
CORBETT
JEFFRIES
NORWOOD AVE.
FAIRVIEW AVE.
PARK PL.
GREEN BROOK
BROOK

SHALLOW ZONE - OVERBURDEN AND SHALLOW BEDROCK GROUNDWATER FROM THE GROUNDWATER TABLE TO APPROXIMATELY 50 FEET ABOVE MEAN SEA LEVEL (MSL).

INTERMEDIATE ZONE - BEDROCK GROUNDWATER FROM APPROXIMATELY 50 FT ABOVE MSL TO APPROXIMATELY 50 FEET BELOW MSL.

DEEP ZONE - BEDROCK GROUNDWATER DEEPER THAN APPROXIMATELY 50 FT BELOW MSL.

NOTE: THIS FIGURE WAS DEVELOPED USING NEW JERSEY DEPARTMENT OF ENVIRONMENTAL PROTECTION GEOGRAPHIC INFORMATION SYSTEM DIGITAL DATA, BUT THIS SECONDARY PRODUCT HAS NOT BEEN VERIFIED BY NJDEP AND IS NOT STATE-AUTHORIZED.

LEGEND

—·—·—	PROPERTY LINE
⊕	ACTIVE MONITORING WELL OR PIEZOMETER
0.20	1,4-DIOXANE CONCENTRATION (ug/L)
U	NOT DETECTED
J	ESTIMATED CONCENTRATION

0 800 1600
SCALE IN FEET

N

TITLE: **DEEP 1,4-DIOXANE CONCENTRATIONS MAY 2017**

LOCATION: **Former Lockheed Electronics Company, Inc. Watchung, New Jersey**

TETRA TECH

APPROVED	SF
DRAFTED	CP
PROJECT#	117-0507641
DATE	7-17-17

FIGURE 4

0507641003A.DWG

TABLES

TABLE 1
Groundwater Sampling Analytical Results - 1,4-Dioxane
Former LEC Site - Watchung and North Plainfield, NJ
Sample Date: May 16, 2017

Groundwater Sample ID		MW-1I			MW-2I			MW-505S			MW-505I			MW-531I			MW-532S		
Laboratory ID		460-133545-2			460-133545-3			460-133545-4			460-133545-5			460-133545-6			460-133545-7		
Volatile Organics by GC/MS - (ug/L)	**NJDEP GWQS [2]**		L	DV		L	DV		L	DV		L	DV		L	DV		L	DV
1,4-Dioxane	0.4[3]	0.20	U		0.20	U		0.20	U		0.20	U		0.20	U		0.20	U	

Groundwater Sample ID		MW-532D			MW-544S			MW-544I			MW-545S			MW-545I			MW-546S		
Laboratory ID		460-133545-8			460-133545-9			460-133545-10			460-133545-11			460-133545-12			460-133545-13		
Volatile Organics by GC/MS - (ug/L)	**NJDEP GWQS [2]**		L	DV		L	DV		L	DV		L	DV		L	DV		L	DV
1,4-Dioxane	0.4[3]	0.20	U		0.20	U		0.20	U		0.20	U		0.20	U		0.20	U	

Groundwater Sample ID		MW-546I			MW-547I			MW-547D			MW-549I			MW-549I (DUP-01)			PZ-522I		
Laboratory ID		460-133545-14			460-133545-15			460-133545-16			460-133545-17			460-133545-21			460-133545-18		
Volatile Organics by GC/MS - (ug/L)	**NJDEP GWQS [2]**		L	DV		L	DV		L	DV		L	DV		L	DV		L	DV
1,4-Dioxane	0.4[3]	0.20	U		0.20	U		0.20	U		0.20	U		0.20	U		**3.3**		

Groundwater Sample ID		PZ-522I (DUP-02)			PZ-524S			PZ-524I		
Laboratory ID		460-133545-22			460-133545-19			460-133545-20		
Volatile Organics by GC/MS - (ug/L)	**NJDEP GWQS [2]**		L	DV		L	DV		L	DV
1,4-Dioxane	0.4[3]	**3.4**			0.20	U		0.20	U	

Notes:

All sample results and criteria value are expressed in units of micrograms per liter (µg/l)

1 - Bolded compounds have at least one sample which exceeded NJDEP GWQS Criteria

Exceedances are highlighted -

2 - N.J.A.C. 7:9C Ground Water Quality Standards, Appendix Table 1 - Specific Ground Water Quality Criteria unless otherwise noted

3 - N.J.A.C. 7:9C Ground Water Quality Standards, Appendix Table 2 - Interim Ground Water Quality Criteria

Analytical results for the modified trip/equipment blank - 1,4-dioxane = 0.20 U

Acronyms:

ID - identification
NJDEP - New Jersey Department of Environmental Protection
L - Laboratory Qualifier
N/A - not applicable
GWQS - Ground Water Quality Standards
DV - Data Validation Qualifier
VOC - volatile organic compound

Qualifiers:

U compound not detected above the method reporting limit

ATTACHMENTS

Tetra Tech Inc.
Data Validation Report
Lockheed-North Plainfield

Laboratory	Report No.	Sample Identification
TestAmerica	460-132741-1	TB-050217, MODTB-050217

Two aqueous samples, including one trip blank, were collected May 2, 2017 and analyzed by TestAmerica for 1,4-dioxane using Data of Known Quality (DKQ) protocols. A screening review was performed by a USEPA Region II certified data validator using the criteria specified in Data of Known Quality Protocols Technical Guidance, Data Quality Assessment and Data Usability Evaluation Technical Guidance, in conjunction with Standard Operating Procedure HW-24, Rev. 4, September 2014, and best professional judgment. Data qualifier definitions are as follows:

U The analyte was analyzed for, but not detected above the reported sample quantitation limit.

R The sample results are rejected (qualified as unusable) due to serious deficiencies in the ability to analyze the sample and meet quality control criteria. The presence or absence of the analyte cannot be verified.

J The analyte was positively identified. The associated value is an estimated quantity.

J^- The result is an estimated quantity, but the result may be biased low.

J^+ The result is an estimated quantity, but the result may be biased high.

UJ The analyte was not detected above the reported sample quantitation limit. However, the reported quantitation limit is approximate and may or may not represent the actual limit of quantitation necessary to accurately and precisely measure the analyte in the sample.

Validation consisted of checking and verifying that the criteria listed below were within acceptable QC limits.

- Holding Time
- Surrogate Recovery
- Laboratory Control Sample (LCS)
- Blank Contamination
- Instrument Tune
- Calibrations
- Internal Standards
- Duplicates

Holding Times
All samples were analyzed within specified holding times.

Surrogate Recovery
All recoveries were within limits.

Blank Contamination
No contamination was observed in any of the blanks.

Laboratory Control Sample
The LCS analyses were within limits.

Instrument Tune
All criteria were met.

Calibrations
All calibrations were acceptable.

Internal Standards
All internal standard area responses were within limits.

Duplicates
The LCS analyses were within limits for laboratory precision.

Reviewed by: Cecelia N. Minch **Date:** 7/11/2017

Cecelia N. Minch

Tetra Tech Inc.
Data Validation Report
Lockheed-North Plainfield

Laboratory	Report No.	Sample Identification
TestAmerica	460-133545-1	TB-051617, MW-1I, MW-2I, MW-505S, MW-505I, MW-531I, MW-532S, MW-532D, MW-544S, MW-544I, MW-545S, MW-545I, MW-546S, MW-546I, MW-547I, MW-547D, MW-549I, PZ-522I, PZ-524S, PZ-524I, DUP-01, DUP-02

Twenty-two aqueous samples, including one trip blank and two field duplicates, were collected May 16, 2017 and analyzed by TestAmerica for 1,4-dioxane using Data of Known Quality (DKQ) protocols. A screening review was performed by a USEPA Region II certified data validator using the criteria specified in Data of Known Quality Protocols Technical Guidance, Data Quality Assessment and Data Usability Evaluation Technical Guidance, in conjunction with Standard Operating Procedure HW-24, Rev. 4, September 2014, and best professional judgment. Data qualifier definitions are as follows:

U The analyte was analyzed for, but not detected above the reported sample quantitation limit.

R The sample results are rejected (qualified as unusable) due to serious deficiencies in the ability to analyze the sample and meet quality control criteria. The presence or absence of the analyte cannot be verified.

J The analyte was positively identified. The associated value is an estimated quantity.

J^- The result is an estimated quantity, but the result may be biased low.

J^+ The result is an estimated quantity, but the result may be biased high.

UJ The analyte was not detected above the reported sample quantitation limit. However, the reported quantitation limit is approximate and may or may not represent the actual limit of quantitation necessary to accurately and precisely measure the analyte in the sample.

Validation consisted of checking and verifying that the criteria listed below were within acceptable QC limits.

- Holding Time
- Surrogate Recovery
- Laboratory Control Sample (LCS)
- Blank Contamination
- Instrument Tune
- Calibrations
- Internal Standards
- Duplicates

Holding Times
All samples were analyzed within specified holding times.

Surrogate Recovery
All recoveries were within limits.

Blank Contamination
No contamination was observed in any of the blanks.

Laboratory Control Sample
The LCS analyses were within limits.

Instrument Tune
All criteria were met.

Calibrations
All calibrations were acceptable.

Internal Standards
Responses for the internal standard associated with one of the surrogates were below limits in samples PZ-522I and PZ-522S, but no action was required. All other internal standard area responses were within limits.

Duplicates
The field duplicate and LCS analyses were within the limits for field and laboratory precision.

Reviewed by: Cecelia N. Minch **Date:** 7/11/2017

Cecelia N. Minch

TestAmerica
THE LEADER IN ENVIRONMENTAL TESTING

ANALYTICAL REPORT

Job Number: 460-132741-1

Job Description: Lockheed - N. Plainfield

For:
Tetra Tech GEO
One Salem Square
295 Route 22 East
Suite 104E
Whitehouse Station, NJ 08889

Attention: Mr. Steve Feldmann

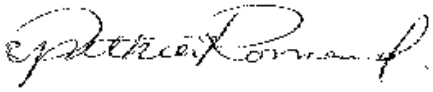

Approved for release.
Cynthia V Romero
Project Management Assistant I
5/15/2017 11:18 AM

Designee for
Marie A Meidhof, Project Manager II
777 New Durham Road, Edison, NJ, 08817
marie.meidhof@testamericainc.com
05/15/2017

The test results in this report meet all NELAP requirements unless specified within the case narrative. Pursuant to NELAP, this report may not be reproduced, except in full, without the written approval of the laboratory. All questions regarding this report should be directed to the TestAmerica Edison Project Manager.

TestAmerica Edison Certifications and Approvals: Connecticut: CTDOH #PH-0200, New Jersey: NJDEP (NELAP) #12028, New York: NYDOH (NELAP) #11452, NYDOH (ELAP) #11452, Pennsylvania: PADEP (NELAP) 68-00522 and Rhode Island: RIDOH LAO00132

Table of Contents

Cover Title Page 1

Data Summaries 4

Report Narrative 4

Sample Summary 6

Detection Summary 7

Method Summary 8

Client Sample Results 9

Surrogate Summary 10

QC Sample Results 11

Definitions 12

QC Association 13

Chronicle 14

Certification Summary 15

Organic Sample Data 16

GC/MS VOA 16

8260C_SIM_DKQP 16

8260C_SIM_DKQP QC Summary 17

8260C_SIM_DKQP Sample Data 24

Standards Data 30

8260C_SIM_DKQP ICAL Data 30

8260C_SIM_DKQP CCAL Data 48

Raw QC Data 51

8260C_SIM_DKQP Tune Data 51

8260C_SIM_DKQP Blank Data 57

8260C_SIM_DKQP LCS/LCSD Data 60

8260C_SIM_DKQP Run Logs 66

Table of Contents

Shipping and Receiving Documents 68
Client Chain of Custody 69
Sample Receipt Checklist 71

CASE NARRATIVE

Client: Tetra Tech GEO

Project: Lockheed - N. Plainfield

Report Number: 460-132741-1

This case narrative is in the form of an exception report, where only the anomalies related to this report, method specific performance and/or QA/QC issues are discussed. If there are no issues to report, this narrative will include a statement that documents that there are no relevant data issues.

It should be noted that samples with elevated Reporting Limits (RLs) as a result of a dilution may not be able to satisfy customer reporting limits in some cases. Such increases in the RLs are unavoidable but acceptable consequence of sample dilution that enables quantification of target analytes or interferences which exceed the calibration range of the instrument.

Calculations are performed before rounding to avoid round-off errors in calculated results.

All holding times were met and proper preservation noted for the methods performed on these samples, unless otherwise detailed in the individual sections below.

RECEIPT

The samples were received on 5/3/2017 2:15 PM; the samples arrived in good condition, properly preserved and, where required, on ice. The temperature of the cooler at receipt was 2.4° C.

Note: All samples which require thermal preservation are considered acceptable if the arrival temperature is within 2C of the required temperature or method specified range. For samples with a specified temperature of 4C, samples with a temperature ranging from just above freezing temperature of water to 6C shall be acceptable. Samples that are hand delivered immediately following collection may not meet these criteria, however they will be deemed acceptable according to NELAC standards, if there is evidence that the chilling process has begun, such as arrival on ice, etc.

VOLATILE ORGANIC COMPOUNDS (GC-MS) DKQP

Samples TB-050217 (460-132741-1) and MODTB-050217 (460-132741-2) were analyzed for volatile organic compounds (GC-MS) DKQP in accordance with EPA SW-846 Method 8260C SIM DKQP. The samples were analyzed on 05/09/2017.

No difficulties were encountered during the volatiles analysis.

All quality control parameters were within the acceptance limits.

DATA OF KNOWN QUALITY CONFORMANCE/NON-CONFORMANCE SUMMARY QUESTIONNAIRE

Laboratory Name: TestAmerica Edison

Client: Tetra Tech GEO

Project Location: Lockheed - N. Plainfield

Project Number: 460-132741-1

Laboratory Sample ID(s): 460-132741-1, 460-132741-2

Sampling Date(s): 05/02/2017

List DKQP Methods Used: 8260C SIM

1	For each analytical method referenced in this laboratory report package, were all specified QA/QC performance criteria followed, including the requirement to explain any criteria falling outside of acceptable guidelines, as specified in the NJDEP Data of Known Quality performance standards?	☑Yes ☐No
1A	Were the method specified handling, preservation, and holding time requirements met?	☐Yes ☐No ☑ See case narrative
1B	*EPH Method:* Was the EPH method conducted without significant modifications? (see Section 11.3 of respective DKQ methods)	☐Yes ☐No ☑N/A
2	Were all samples received by the laboratory in a condition consistent with that described on the associated chain-of-custody documents(s)?	☐Yes ☐No ☑ See case narrative
3	Were samples received at an appropriate temperature (4±2° C)?	☑Yes ☐No ☐N/A
4	Were all QA/QC performance criteria specified in the NJDEP DKQP standards achieved?	☑Yes ☐No
5	a) Were reporting limits specified or referenced on the chain-of-custody or communicated to the laboratory prior to sample receipt?	☐Yes ☐No ☑ See case narrative
	b) Were these reporting limits met?	☐Yes ☐No ☐N/A ☑ See case narrative
6	For each analytical method referenced in this laboratory report package, were results reported for all constituents identified in the method-specific analyte lists presented in the DKQP documents and/or site-specific QAPP?	☑Yes ☐No
7	Are project-specific matrix spike and/or laboratory duplicates included in this data set?	☐Yes ☑No

Notes: For all questions to which the response was "No" (with the exception of question #7), additional information should be provided in an attached narrative. If the answer to question #1, #1A, or #1B is "No", the data package does not meet requirements for "Data of Known Quality."

Sample Summary

Client: Tetra Tech GEO
Project/Site: Lockheed - N. Plainfield

TestAmerica Job ID: 460-132741-1

Lab Sample ID	Client Sample ID	Matrix	Collected	Received
460-132741-1	TB-050217	Water	05/02/17 00:00	05/03/17 14:15
460-132741-2	MODTB-050217	Water	05/02/17 17:45	05/03/17 14:15

Detection Summary

Client: Tetra Tech GEO
Project/Site: Lockheed - N. Plainfield

TestAmerica Job ID: 460-132741-1

Client Sample ID: TB-050217 — Lab Sample ID: 460-132741-1

No Detections.

Client Sample ID: MODTB-050217 — Lab Sample ID: 460-132741-2

No Detections.

This Detection Summary does not include radiochemical test results.

Method Summary

Client: Tetra Tech GEO
Project/Site: Lockheed - N. Plainfield

TestAmerica Job ID: 460-132741-1

Method	Method Description	Protocol	Laboratory
8260C SIM	Volatile Organic Compounds (GC/MS)	SW846	TAL EDI

Protocol References:

SW846 = "Test Methods For Evaluating Solid Waste, Physical/Chemical Methods", Third Edition, November 1986 And Its Updates.

Laboratory References:

TAL EDI = TestAmerica Edison, 777 New Durham Road, Edison, NJ 08817, TEL (732)549-3900

Client Sample ID: TB-050217
Lab Sample ID: 460-132741-1

Date Collected: 05/02/17 00:00
Matrix: Water
Date Received: 05/03/17 14:15

Method: 8260C SIM - Volatile Organic Compounds (GC/MS)

Analyte	Result	Qualifier	RL	MDL	Unit	D	Prepared	Analyzed	Dil Fac
1,4-Dioxane	0.20	U	0.40	0.20	ug/L			05/09/17 04:27	1

Surrogate	*%Recovery*	*Qualifier*	*Limits*	*Prepared*	*Analyzed*	*Dil Fac*
1,2-Dichloroethane-d4 (Surr)	*105*		*70 - 130*		*05/09/17 04:27*	*1*
4-Bromofluorobenzene	*104*		*70 - 130*		*05/09/17 04:27*	*1*

Client Sample ID: MODTB-050217
Lab Sample ID: 460-132741-2

Date Collected: 05/02/17 17:45
Matrix: Water
Date Received: 05/03/17 14:15

Method: 8260C SIM - Volatile Organic Compounds (GC/MS)

Analyte	Result	Qualifier	RL	MDL	Unit	D	Prepared	Analyzed	Dil Fac
1,4-Dioxane	0.20	U	0.40	0.20	ug/L			05/09/17 04:03	1

Surrogate	*%Recovery*	*Qualifier*	*Limits*	*Prepared*	*Analyzed*	*Dil Fac*
1,2-Dichloroethane-d4 (Surr)	*103*		*70 - 130*		*05/09/17 04:03*	*1*
4-Bromofluorobenzene	*106*		*70 - 130*		*05/09/17 04:03*	*1*

Surrogate Summary

Client: Tetra Tech GEO
Project/Site: Lockheed - N. Plainfield

TestAmerica Job ID: 460-132741-1

Method: 8260C SIM - Volatile Organic Compounds (GC/MS)

Matrix: Water **Prep Type: Total/NA**

		Percent Surrogate Recovery (Acceptance Limits)									
Lab Sample ID	Client Sample ID	12DCE (70-130)	BFB (70-130)								
460-132741-1	TB-050217	105	104								
460-132741-2	MODTB-050217	103	106								
LCS 460-435814/3	Lab Control Sample	109	114								
LCSD 460-435814/4	Lab Control Sample Dup	111	114								
MB 460-435814/7	Method Blank	110	114								

Surrogate Legend

12DCE = 1,2-Dichloroethane-d4 (Surr)

BFB = 4-Bromofluorobenzene

Method: 8260C SIM - Volatile Organic Compounds (GC/MS)

Lab Sample ID: MB 460-435814/7
Matrix: Water
Analysis Batch: 435814

Client Sample ID: Method Blank
Prep Type: Total/NA

Analyte	MB Result	MB Qualifier	RL	MDL	Unit	D	Prepared	Analyzed	Dil Fac
1,4-Dioxane	0.20	U	0.40	0.20	ug/L			05/08/17 22:55	1

Surrogate	*MB %Recovery*	*MB Qualifier*	*Limits*	*Prepared*	*Analyzed*	*Dil Fac*
1,2-Dichloroethane-d4 (Surr)	*110*		*70 - 130*		*05/08/17 22:55*	*1*
4-Bromofluorobenzene	*114*		*70 - 130*		*05/08/17 22:55*	*1*

Lab Sample ID: LCS 460-435814/3
Matrix: Water
Analysis Batch: 435814

Client Sample ID: Lab Control Sample
Prep Type: Total/NA

Analyte			Spike Added	LCS Result	LCS Qualifier	Unit	D	%Rec	%Rec. Limits		
1,4-Dioxane			5.00	6.02		ug/L		120	40 - 160		

Surrogate	*LCS %Recovery*	*LCS Qualifier*	*Limits*
1,2-Dichloroethane-d4 (Surr)	*109*		*70 - 130*
4-Bromofluorobenzene	*114*		*70 - 130*

Lab Sample ID: LCSD 460-435814/4
Matrix: Water
Analysis Batch: 435814

Client Sample ID: Lab Control Sample Dup
Prep Type: Total/NA

Analyte			Spike Added	LCSD Result	LCSD Qualifier	Unit	D	%Rec	%Rec. Limits	RPD	RPD Limit
1,4-Dioxane			5.00	6.14		ug/L		123	40 - 160	2	20

Surrogate	*LCSD %Recovery*	*LCSD Qualifier*	*Limits*
1,2-Dichloroethane-d4 (Surr)	*111*		*70 - 130*
4-Bromofluorobenzene	*114*		*70 - 130*

Qualifiers

GC/MS VOA

Qualifier	Qualifier Description
U	Indicates the analyte was analyzed for but not detected.

Glossary

Abbreviation	These commonly used abbreviations may or may not be present in this report.
¤	Listed under the "D" column to designate that the result is reported on a dry weight basis
%R	Percent Recovery
CFL	Contains Free Liquid
CNF	Contains No Free Liquid
DER	Duplicate Error Ratio (normalized absolute difference)
Dil Fac	Dilution Factor
DL	Detection Limit (DoD/DOE)
DL, RA, RE, IN	Indicates a Dilution, Re-analysis, Re-extraction, or additional Initial metals/anion analysis of the sample
DLC	Decision Level Concentration (Radiochemistry)
EDL	Estimated Detection Limit (Dioxin)
LOD	Limit of Detection (DoD/DOE)
LOQ	Limit of Quantitation (DoD/DOE)
MDA	Minimum Detectable Activity (Radiochemistry)
MDC	Minimum Detectable Concentration (Radiochemistry)
MDL	Method Detection Limit
ML	Minimum Level (Dioxin)
NC	Not Calculated
ND	Not Detected at the reporting limit (or MDL or EDL if shown)
PQL	Practical Quantitation Limit
QC	Quality Control
RER	Relative Error Ratio (Radiochemistry)
RL	Reporting Limit or Requested Limit (Radiochemistry)
RPD	Relative Percent Difference, a measure of the relative difference between two points
TEF	Toxicity Equivalent Factor (Dioxin)
TEQ	Toxicity Equivalent Quotient (Dioxin)

QC Association Summary

Client: Tetra Tech GEO
Project/Site: Lockheed - N. Plainfield

TestAmerica Job ID: 460-132741-1

GC/MS VOA

Analysis Batch: 435814

Lab Sample ID	Client Sample ID	Prep Type	Matrix	Method	Prep Batch
460-132741-1	TB-050217	Total/NA	Water	8260C SIM	
460-132741-2	MODTB-050217	Total/NA	Water	8260C SIM	
MB 460-435814/7	Method Blank	Total/NA	Water	8260C SIM	
LCS 460-435814/3	Lab Control Sample	Total/NA	Water	8260C SIM	
LCSD 460-435814/4	Lab Control Sample Dup	Total/NA	Water	8260C SIM	

Lab Chronicle

Client: Tetra Tech GEO
Project/Site: Lockheed - N. Plainfield

TestAmerica Job ID: 460-132741-1

Client Sample ID: TB-050217

Lab Sample ID: 460-132741-1

Date Collected: 05/02/17 00:00

Matrix: Water

Date Received: 05/03/17 14:15

Prep Type	Batch Type	Batch Method	Run	Dilution Factor	Batch Number	Prepared or Analyzed	Analyst	Lab
Total/NA	Analysis	8260C SIM		1	435814	05/09/17 04:27	KLB	TAL EDI

Client Sample ID: MODTB-050217

Lab Sample ID: 460-132741-2

Date Collected: 05/02/17 17:45

Matrix: Water

Date Received: 05/03/17 14:15

Prep Type	Batch Type	Batch Method	Run	Dilution Factor	Batch Number	Prepared or Analyzed	Analyst	Lab
Total/NA	Analysis	8260C SIM		1	435814	05/09/17 04:03	KLB	TAL EDI

Laboratory References:

TAL EDI = TestAmerica Edison, 777 New Durham Road, Edison, NJ 08817, TEL (732)549-3900

Accreditation/Certification Summary

Client: Tetra Tech GEO
TestAmerica Job ID: 460-132741-1
Project/Site: Lockheed - N. Plainfield

Laboratory: TestAmerica Edison

The accreditations/certifications listed below are applicable to this report.

Authority	Program	EPA Region	Identification Number	Expiration Date
New Jersey	NELAP	2	12028	06-30-17

8260C_SIM_DKQP

Volatile Organic Compounds (GC/MS)

FORM II
GC/MS VOA SURROGATE RECOVERY

Lab Name: TestAmerica Edison Job No.: 460-132741-1

SDG No.:

Matrix: Water Level: Low

GC Column (1): Rtx-624 ID: 0.25(mm)

Client Sample ID	Lab Sample ID	DCA #	BFB #
TB-050217	460-132741-1	105	104
MODTB-050217	460-132741-2	103	106
	MB 460-435814/7	110	114
	LCS 460-435814/3	109	114
	LCSD 460-435814/4	111	114

	QC LIMITS
DCA = 1,2-Dichloroethane-d4 (Surr)	70-130
BFB = 4-Bromofluorobenzene	70-130

Column to be used to flag recovery values

FORM II 8260C SIM

FORM III
GC/MS VOA LAB CONTROL SAMPLE RECOVERY

Lab Name: TestAmerica Edison Job No.: 460-132741-1

SDG No.:

Matrix: Water Level: Low Lab File ID: D36349.D

Lab ID: LCS 460-435814/3 Client ID:

COMPOUND	SPIKE ADDED (ug/L)	LCS CONCENTRATION (ug/L)	LCS % REC	QC LIMITS REC	#
1,4-Dioxane	5.00	6.02	120	40-160	

Column to be used to flag recovery and RPD values

FORM III 8260C SIM

FORM III
GC/MS VOA LAB CONTROL SAMPLE DUPLICATE RECOVERY

Lab Name: TestAmerica Edison Job No.: 460-132741-1

SDG No.:

Matrix: Water Level: Low Lab File ID: D36350.D

Lab ID: LCSD 460-435814/4 Client ID:

COMPOUND	SPIKE ADDED (ug/L)	LCSD CONCENTRATION (ug/L)	LCSD % REC	% RPD	QC LIMITS RPD	QC LIMITS REC	#
1,4-Dioxane	5.00	6.14	123	2	20	40-160	

Column to be used to flag recovery and RPD values

FORM III 8260C SIM

FORM IV
GC/MS VOA METHOD BLANK SUMMARY

Lab Name: TestAmerica Edison Job No.: 460-132741-1

SDG No.:

Lab File ID: D36353.D Lab Sample ID: MB 460-435814/7

Matrix: Water Heated Purge:(Y/N) Y

Instrument ID: CVOAMS4 Date Analyzed: 05/08/2017 22:55

GC Column: Rtx-624 ID: 0.25(mm)

THIS METHOD BLANK APPLIES TO THE FOLLOWING SAMPLES:

CLIENT SAMPLE ID	LAB SAMPLE ID	LAB FILE ID	DATE ANALYZED
	LCS 460-435814/3	D36349.D	05/08/2017 21:20
	LCSD 460-435814/4	D36350.D	05/08/2017 21:44
MODTB-050217	460-132741-2	D36366.D	05/09/2017 04:03
TB-050217	460-132741-1	D36367.D	05/09/2017 04:27

FORM V
GC/MS VOA INSTRUMENT PERFORMANCE CHECK
BROMOFLUOROBENZENE (BFB)

Lab Name: TestAmerica Edison Job No.: 460-132741-1

SDG No.:

Lab File ID: D36234.D BFB Injection Date: 05/06/2017

Instrument ID: CVOAMS4 BFB Injection Time: 17:29

Analysis Batch No.: 435468

M/E	ION ABUNDANCE CRITERIA	% RELATIVE ABUNDANCE	
50	15.0 - 40.0 % of mass 95	20.1	
75	30.0 - 60.0 % of mass 95	48.7	
95	Base Peak, 100% relative abundance	100.0	
96	5.0 - 9.0 % of mass 95	6.9	
173	Less than 2.0 % of mass 174	0.0	(0.0) 1
174	50.0 - 120.00 % of mass 95	68.3	
175	5.0 - 9.0 % of mass 174	5.3	(7.7) 1
176	95.0 - 101.0 % of mass 174	67.2	(98.3) 1
177	5.0 - 9.0 % of mass 176	4.6	(6.8) 2

1-Value is % mass 174 2-Value is % mass 176

THIS CHECK APPLIES TO THE FOLLOWING SAMPLES, MS, MSD, BLANKS AND STANDARDS:

CLIENT SAMPLE ID	LAB SAMPLE ID	LAB FILE ID	DATE ANALYZED	TIME ANALYZED
	STD04 460-435468/2	D36235.D	05/06/2017	17:58
	STD1 460-435468/3	D36236.D	05/06/2017	18:21
	STD5 460-435468/4	D36237.D	05/06/2017	18:45
	STD10 460-435468/5	D36238.D	05/06/2017	19:08
	STD20 460-435468/6	D36239.D	05/06/2017	19:32
	STD30 460-435468/7	D36240.D	05/06/2017	19:56
	STD40 460-435468/8	D36241.D	05/06/2017	20:20
	STD50 460-435468/9	D36242.D	05/06/2017	20:43

FORM V
GC/MS VOA INSTRUMENT PERFORMANCE CHECK
BROMOFLUOROBENZENE (BFB)

Lab Name: TestAmerica Edison Job No.: 460-132741-1

SDG No.:

Lab File ID: D36347.D BFB Injection Date: 05/08/2017

Instrument ID: CVOAMS4 BFB Injection Time: 20:33

Analysis Batch No.: 435814

M/E	ION ABUNDANCE CRITERIA	% RELATIVE ABUNDANCE	
50	15.0 - 40.0 % of mass 95	19.4	
75	30.0 - 60.0 % of mass 95	49.2	
95	Base Peak, 100% relative abundance	100.0	
96	5.0 - 9.0 % of mass 95	6.9	
173	Less than 2.0 % of mass 174	0.4	(0.5) 1
174	50.0 - 120.00 % of mass 95	74.9	
175	5.0 - 9.0 % of mass 174	5.5	(7.4) 1
176	95.0 - 101.0 % of mass 174	73.1	(97.7) 1
177	5.0 - 9.0 % of mass 176	4.8	(6.5) 2

1-Value is % mass 174 2-Value is % mass 176

THIS CHECK APPLIES TO THE FOLLOWING SAMPLES, MS, MSD, BLANKS AND STANDARDS:

CLIENT SAMPLE ID	LAB SAMPLE ID	LAB FILE ID	DATE ANALYZED	TIME ANALYZED
	CCVIS 460-435814/2	D36348.D	05/08/2017	20:56
	LCS 460-435814/3	D36349.D	05/08/2017	21:20
	LCSD 460-435814/4	D36350.D	05/08/2017	21:44
	MB 460-435814/7	D36353.D	05/08/2017	22:55
MODTB-050217	460-132741-2	D36366.D	05/09/2017	04:03
TB-050217	460-132741-1	D36367.D	05/09/2017	04:27

FORM VIII
GC/MS VOA INTERNAL STANDARD AREA AND RETENTION TIME SUMMARY

Lab Name: TestAmerica Edison Job No.: 460-132741-1

SDG No.:

Sample No.: CCVIS 460-435814/2 Date Analyzed: 05/08/2017 20:56

Instrument ID: CVOAMS4 GC Column: Rtx-624 ID: 0.25(mm)

Lab File ID (Standard): D36348.D Heated Purge: (Y/N) Y

Calibration ID: 62283

		FB		DXE		CBNZd5	
		AREA #	RT #	AREA #	RT #	AREA #	RT #
12/24 HOUR STD		36139	6.21	1057	7.05	10433	9.28
UPPER LIMIT		72278	6.71	2114	7.55	20866	9.78
LOWER LIMIT		18070	5.71	529	6.55	5217	8.78
LAB SAMPLE ID	CLIENT SAMPLE ID						
LCS 460-435814/3		37262	6.21	803	7.05	10815	9.28
LCSD 460-435814/4		37362	6.21	752	7.05	10951	9.27
MB 460-435814/7		37695	6.21	748	7.05	11127	9.28
460-132741-2	MODTB-050217	38688	6.21	811	7.05	11121	9.27
460-132741-1	TB-050217	38879	6.21	820	7.05	11369	9.28

FB = Fluorobenzene
DXE = 1,4-Dioxane-d8
CBNZd5 = Chlorobenzene-d5

Area Limit = 50%-200% of internal standard area
RT Limit = ± 0.5 minutes of internal standard RT

Column used to flag values outside QC limits

FORM VIII 8260C SIM

FORM I
GC/MS VOA ORGANICS ANALYSIS DATA SHEET

Lab Name: TestAmerica Edison Job No.: 460-132741-1

SDG No.:

Client Sample ID: TB-050217 Lab Sample ID: 460-132741-1

Matrix: Water Lab File ID: D36367.D

Analysis Method: 8260C SIM Date Collected: 05/02/2017 00:00

Sample wt/vol: 10(mL) Date Analyzed: 05/09/2017 04:27

Soil Aliquot Vol: Dilution Factor: 1

Soil Extract Vol.: GC Column: Rtx-624 ID: 0.25(mm)

% Moisture: Level: (low/med) Low

Analysis Batch No.: 435814 Units: ug/L

CAS NO.	COMPOUND NAME	RESULT	Q	RL	MDL
123-91-1	1,4-Dioxane	0.20	U	0.40	0.20

CAS NO.	SURROGATE	%REC	Q	LIMITS
17060-07-0	1,2-Dichloroethane-d4 (Surr)	105		70-130
460-00-4	4-Bromofluorobenzene	104		70-130

TestAmerica Edison
Target Compound Quantitation Report

Data File: \\ChromNA\Edison\ChromData\CVOAMS4\20170508-54873.b\D36367.D
Lims ID: 460-132741-A-1
Client ID: TB-050217
Sample Type: Client
Inject. Date: 09-May-2017 04:27:30 ALS Bottle#: 20 Worklist Smp#: 21
Purge Vol: 5.000 mL Dil. Factor: 1.0000
Sample Info: 460-132741-A-1
Misc. Info.: 460-0054873-021
Operator ID: Instrument ID: CVOAMS4

Method: \\ChromNA\Edison\ChromData\CVOAMS4\20170508-54873.b\8260SIM_4.m
Limit Group: VOA - 8260C Water and Solid
Last Update: 09-May-2017 08:40:45 Calib Date: 06-May-2017 20:43:30
Integrator: RTE ID Type: RT Order ID
Quant Method: Internal Standard Quant By: Initial Calibration
Last ICal File: \\ChromNA\Edison\ChromData\CVOAMS4\20170506-54786.b\D36242.D

Column 1 : Rtx-624 (0.25 mm) Det: MS SCAN
Process Host: XAWRK011

First Level Reviewer: desais Date: 09-May-2017 08:21:09

Compound	Sig	RT (min.)	Exp RT (min.)	Dlt RT (min.)	Q	Response	OnCol Amt ug/l	Flags
* 1 Fluorobenzene	96	6.211	6.211	0.000	100	38879	0.5000	
* 2 1,4-Dioxane-d8	64	7.049	7.049	0.000	99	820	10.0	
* 3 Chlorobenzene-d5	82	9.275	9.275	0.000	100	11369	0.5000	
$ 4 1,2-Dichloroethane-d4 (Sur	65	5.868	5.867	0.001	78	6693	0.5258	
$ 5 4-Bromofluorobenzene	95	10.205	10.205	0.000	97	6807	0.5196	

Reagents:

SimissurNEW_00006 Amount Added: 2.00 Units: uL Run Reagent

Report Date: 09-May-2017 08:40:58 Chrom Revision: 2.2 18-Apr-2017 07:43:58

TestAmerica Edison

Data File: \\ChromNA\Edison\ChromData\CVOAMS4\20170508-54873.b\D36367.D

Injection Date:	09-May-2017 04:27:30	Instrument ID:	CVOAMS4	Operator ID:	
Lims ID:	460-132741-A-1	Lab Sample ID:	460-132741-1	Worklist Smp#:	21
Client ID:	TB-050217				
Purge Vol:	5.000 mL	Dil. Factor:	1.0000	ALS Bottle#:	20
Method:	8260SIM_4	Limit Group:	VOA - 8260C Water and Solid		

Column: Rtx-624 (0.25 mm)

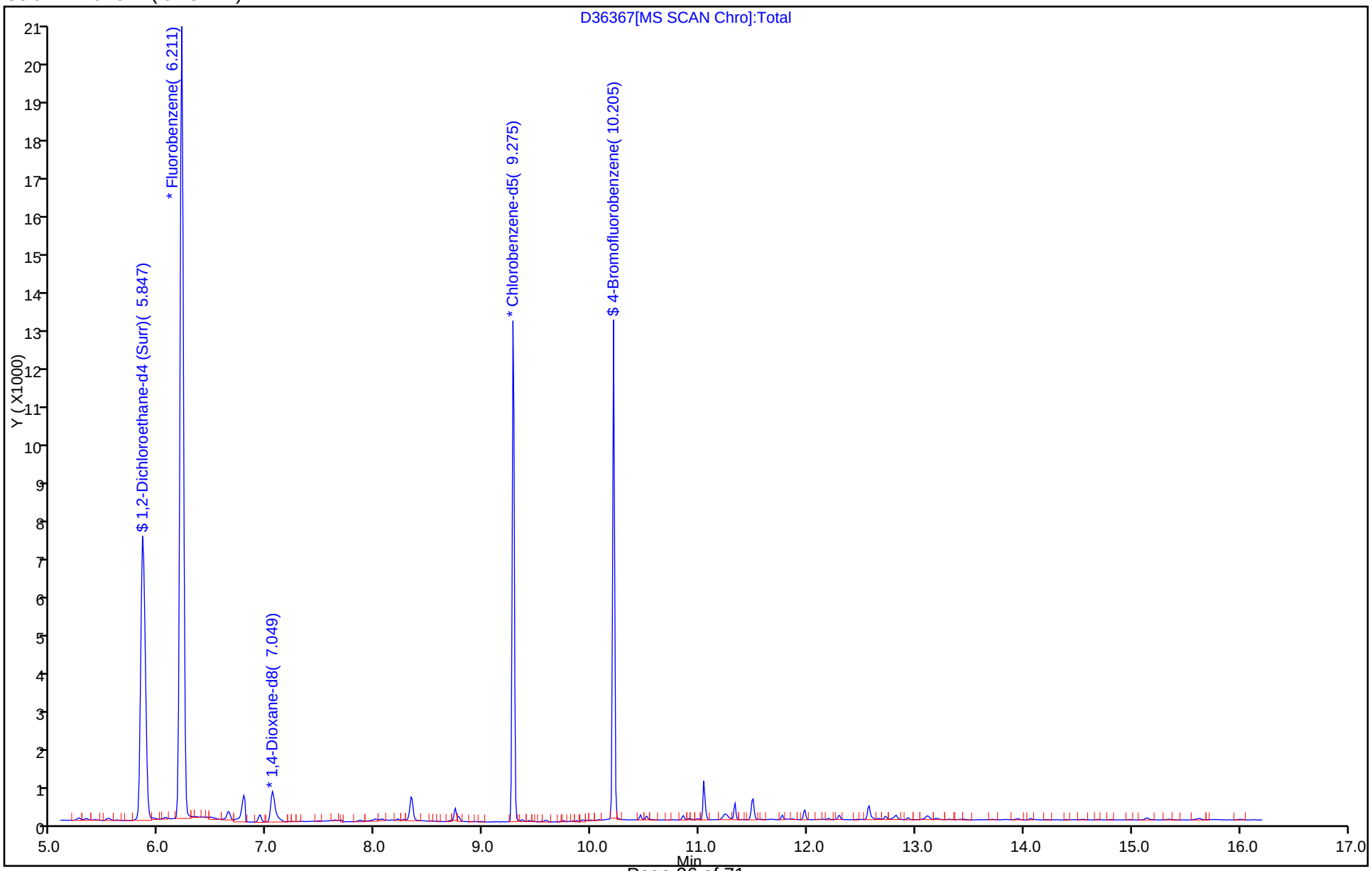

FORM I
GC/MS VOA ORGANICS ANALYSIS DATA SHEET

Lab Name: TestAmerica Edison Job No.: 460-132741-1

SDG No.:

Client Sample ID: MODTB-050217 Lab Sample ID: 460-132741-2

Matrix: Water Lab File ID: D36366.D

Analysis Method: 8260C SIM Date Collected: 05/02/2017 17:45

Sample wt/vol: 10(mL) Date Analyzed: 05/09/2017 04:03

Soil Aliquot Vol: Dilution Factor: 1

Soil Extract Vol.: GC Column: Rtx-624 ID: 0.25(mm)

% Moisture: Level: (low/med) Low

Analysis Batch No.: 435814 Units: ug/L

CAS NO.	COMPOUND NAME	RESULT	Q	RL	MDL
123-91-1	1,4-Dioxane	0.20	U	0.40	0.20

CAS NO.	SURROGATE	%REC	Q	LIMITS
17060-07-0	1,2-Dichloroethane-d4 (Surr)	103		70-130
460-00-4	4-Bromofluorobenzene	106		70-130

TestAmerica Edison
Target Compound Quantitation Report

Data File: \\ChromNA\Edison\ChromData\CVOAMS4\20170508-54873.b\D36366.D
Lims ID: 460-132741-A-2
Client ID: MODTB-050217
Sample Type: Client
Inject. Date: 09-May-2017 04:03:30 ALS Bottle#: 19 Worklist Smp#: 20
Purge Vol: 5.000 mL Dil. Factor: 1.0000
Sample Info: 460-132741-A-2
Misc. Info.: 460-0054873-020
Operator ID: Instrument ID: CVOAMS4

Method: \\ChromNA\Edison\ChromData\CVOAMS4\20170508-54873.b\8260SIM_4.m
Limit Group: VOA - 8260C Water and Solid
Last Update: 09-May-2017 08:40:45 Calib Date: 06-May-2017 20:43:30
Integrator: RTE ID Type: RT Order ID
Quant Method: Internal Standard Quant By: Initial Calibration
Last ICal File: \\ChromNA\Edison\ChromData\CVOAMS4\20170506-54786.b\D36242.D

Column 1 : Rtx-624 (0.25 mm) Det: MS SCAN
Process Host: XAWRK011

First Level Reviewer: desais Date: 09-May-2017 08:21:03

Compound	Sig	RT (min.)	Exp RT (min.)	Dlt RT (min.)	Q	Response	OnCol Amt ug/l	Flags
* 1 Fluorobenzene	96	6.211	6.211	0.000	100	38688	0.5000	
* 2 1,4-Dioxane-d8	64	7.049	7.049	0.000	98	811	10.0	
* 3 Chlorobenzene-d5	82	9.274	9.275	-0.001	98	11121	0.5000	
$ 4 1,2-Dichloroethane-d4 (Sur	65	5.878	5.867	0.011	62	6540	0.5163	
$ 5 4-Bromofluorobenzene	95	10.205	10.205	0.000	96	6767	0.5281	

Reagents:

SimissurNEW_00006 Amount Added: 2.00 Units: uL Run Reagent

Report Date: 09-May-2017 08:40:57 Chrom Revision: 2.2 18-Apr-2017 07:43:58

TestAmerica Edison

Data File: \\ChromNA\Edison\ChromData\CVOAMS4\20170508-54873.b\D36366.D

Injection Date:	09-May-2017 04:03:30	Instrument ID:	CVOAMS4	Operator ID:	
Lims ID:	460-132741-A-2	Lab Sample ID:	460-132741-2	Worklist Smp#:	20
Client ID:	MODTB-050217				
Purge Vol:	5.000 mL	Dil. Factor:	1.0000	ALS Bottle#:	19
Method:	8260SIM_4	Limit Group:	VOA - 8260C Water and Solid		

Column: Rtx-624 (0.25 mm)

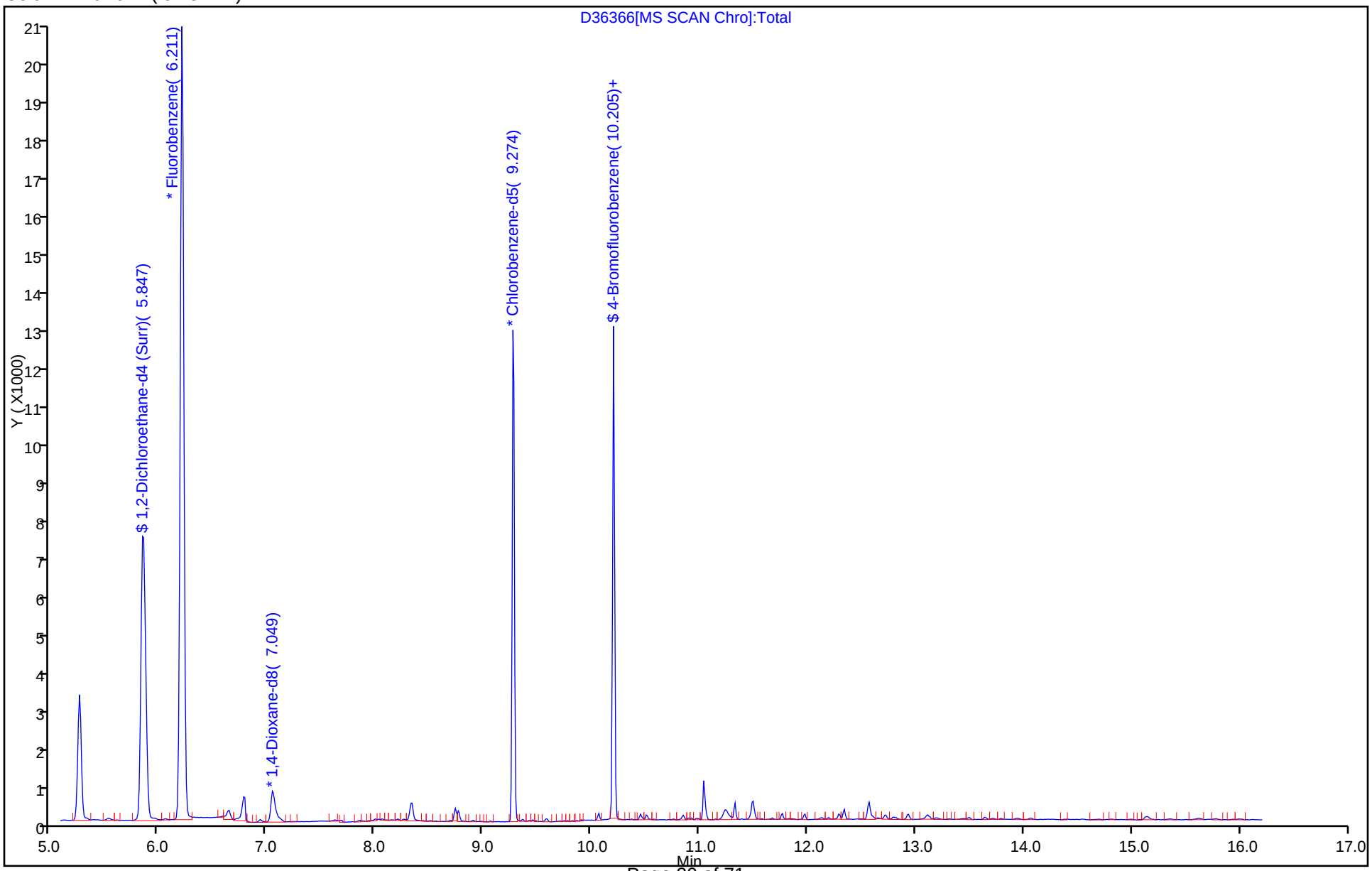

FORM VI
GC/MS VOA BY INTERNAL STANDARD - INITIAL CALIBRATION DATA
CURVE EVALUATION

Lab Name: TestAmerica Edison Job No.: 460-132741-1 Analy Batch No.: 435468

SDG No.:

Instrument ID: CVOAMS4 GC Column: Rtx-624 ID: 0.25(mm) Heated Purge: (Y/N) Y

Calibration Start Date: 05/06/2017 17:58 Calibration End Date: 05/06/2017 20:43 Calibration ID: 62283

Calibration Files:

LEVEL:	LAB SAMPLE ID:	LAB FILE ID:
Level 1	STD04 460-435468/2	D36235.D
Level 2	STD1 460-435468/3	D36236.D
Level 3	STD5 460-435468/4	D36237.D
Level 4	STD10 460-435468/5	D36238.D
Level 5	STD20 460-435468/6	D36239.D
Level 6	STD30 460-435468/7	D36240.D
Level 7	STD40 460-435468/8	D36241.D
Level 8	STD50 460-435468/9	D36242.D

ANALYTE	RRF					CURVE TYPE	COEFFICIENT			#	MIN RRF	%RSD	#	MAX %RSD	R^2 OR COD	#	MIN R^2 OR COD
	LVL 1 LVL 6	LVL 2 LVL 7	LVL 3 LVL 8	LVL 4	LVL 5		B	M1	M2								
1,4-Dioxane	1.1643 1.0982	1.1298 1.1279	1.1507 1.1430	1.1557	1.0534	Ave		1.1279				3.2		20.0			
Ethylene Dibromide	0.2814 0.2840	0.2724 0.2828	0.3161 0.2979	0.3157	0.2819	Ave		0.2915			0.1000	5.7		20.0			
1,2,3-Trichloropropane	0.3677 0.3129	0.2908 0.3016	0.3534 0.3179	0.3613	0.3172	Ave		0.3279				8.8		20.0			
1,2-Dibromo-3-Chloropropane	0.0811 0.0699	0.0681 0.0680	0.0754 0.0711	0.0822	0.0713	Ave		0.0734			0.0500	7.7		20.0			
1,2-Dichloroethane-d4 (Surr)	0.1604 0.1615	0.1641 0.1631	0.1625 0.1686	0.1639	0.1654	Ave		0.1637				1.5		20.0			
4-Bromofluorobenzene	0.5809 0.5712	0.5780 0.5840	0.5589 0.5881	0.5668	0.5813	Ave		0.5761				1.7		20.0			

Note: The M1 coefficient is the same as Ave RRF for an Ave curve type.

FORM VI
GC/MS VOA BY INTERNAL STANDARD - INITIAL CALIBRATION DATA
RESPONSE AND CONCENTRATION

Lab Name: TestAmerica Edison Job No.: 460-132741-1 Analy Batch No.: 435468

SDG No.:

Instrument ID: CVOAMS4 GC Column: Rtx-624 ID: 0.25(mm) Heated Purge: (Y/N) Y

Calibration Start Date: 05/06/2017 17:58 Calibration End Date: 05/06/2017 20:43 Calibration ID: 62283

Calibration Files:

LEVEL:	LAB SAMPLE ID:	LAB FILE ID:
Level 1	STD04 460-435468/2	D36235.D
Level 2	STD1 460-435468/3	D36236.D
Level 3	STD5 460-435468/4	D36237.D
Level 4	STD10 460-435468/5	D36238.D
Level 5	STD20 460-435468/6	D36239.D
Level 6	STD30 460-435468/7	D36240.D
Level 7	STD40 460-435468/8	D36241.D
Level 8	STD50 460-435468/9	D36242.D

ANALYTE	IS REF	CURVE TYPE	RESPONSE					CONCENTRATION (UG/L)				
			LVL 1 LVL 6	LVL 2 LVL 7	LVL 3 LVL 8	LVL 4	LVL 5	LVL 1 LVL 6	LVL 2 LVL 7	LVL 3 LVL 8	LVL 4	LVL 5
1,4-Dioxane	DXE	Ave	72 2975	114 3889	485 4955	950	1873	0.400 30.0	1.00 40.0	5.00 50.0	10.0	20.0
Ethylene Dibromide	CBNZ d5	Ave	163 3198	280 6587	373 13260	741	1284	0.0200 0.500	0.0400 1.00	0.0500 2.00	0.100	0.200
1,2,3-Trichloropropane	CBNZ d5	Ave	213 3524	299 7024	417 14150	848	1445	0.0200 0.500	0.0400 1.00	0.0500 2.00	0.100	0.200
1,2-Dibromo-3-Chloropropane	CBNZ d5	Ave	47 787	70 1583	89 3165	193	325	0.0200 0.500	0.0400 1.00	0.0500 2.00	0.100	0.200
1,2-Dichloroethane-d4 (Surr)	FB	Ave	7063 6588	6812 6718	6389 6729	6659	6651	0.500 0.500	0.500 0.500	0.500 0.500	0.500	0.500
4-Bromofluorobenzene	CBNZ d5	Ave	8415 6435	7431 6804	6598 6547	6653	6622	0.500 0.500	0.500 0.500	0.500 0.500	0.500	0.500

Curve Type Legend:
Ave = Average ISTD

Report Date: 08-May-2017 17:07:44 Chrom Revision: 2.2 18-Apr-2017 07:43:58

TestAmerica Edison
Target Compound Quantitation Report

Data File: \\ChromNA\Edison\ChromData\CVOAMS4\20170506-54786.b\D36235.D
Lims ID: STD04
Client ID:
Sample Type: IC Calib Level: 1
Inject. Date: 06-May-2017 17:58:30 ALS Bottle#: 1 Worklist Smp#: 2
Purge Vol: 5.000 mL Dil. Factor: 1.0000
Sample Info: STD0.4
Misc. Info.: 460-0054786-002
Operator ID: Instrument ID: CVOAMS4
Sublist: chrom-8260SIM_4*sub1

Method: \\ChromNA\Edison\ChromData\CVOAMS4\20170506-54786.b\8260SIM_4.m
Limit Group: VOA - 8260C Water and Solid
Last Update: 08-May-2017 17:07:43 Calib Date: 06-May-2017 20:43:30
Integrator: RTE ID Type: RT Order ID
Quant Method: Internal Standard Quant By: Initial Calibration
Last ICal File: \\ChromNA\Edison\ChromData\CVOAMS4\20170506-54786.b\D36242.D

Column 1 : Rtx-624 (0.25 mm) Det: MS SCAN
Process Host: XAWRK030

First Level Reviewer: baronm Date: 08-May-2017 17:01:56

Compound	Sig	RT (min.)	Exp RT (min.)	Dlt RT (min.)	Q	Response	Cal Amt ug/l	OnCol Amt ug/l	Flags
* 1 Fluorobenzene	96	6.211	6.211	0.000	100	44006	0.5000	0.5000	
* 2 1,4-Dioxane-d8	64	7.049	7.048	0.001	100	1546	10.0	10.0	
* 3 Chlorobenzene-d5	82	9.275	9.274	0.001	100	14480	0.5000	0.5000	
$ 4 1,2-Dichloroethane-d4 (Sur	65	5.878	5.867	0.011	73	7063	0.5003	0.4902	
$ 5 4-Bromofluorobenzene	95	10.205	10.203	0.002	100	8415	0.5002	0.5044	
7 1,4-Dioxane	88	7.118	7.109	0.009	19	72	0.4000	0.4129	
8 Ethylene Dibromide	107	8.917	8.916	0.001	99	163	0.0200	0.0193	
9 1,2,3-Trichloropropane	75	10.372	10.370	0.002	98	213	0.0200	0.0224	
10 1,2-Dibromo-3-Chloropropan	157	11.945	11.943	0.002	84	47	0.0200	0.0221	

Reagents:

VMMIX1SIM_00097 Amount Added: 1.00 Units: uL
SIMDIOX50_00008 Amount Added: 4.00 Units: uL
SimissurNEW_00006 Amount Added: 2.00 Units: uL Run Reagent

Report Date: 08-May-2017 17:07:44 Chrom Revision: 2.2 18-Apr-2017 07:43:58

TestAmerica Edison

Data File: \\ChromNA\Edison\ChromData\CVOAMS4\20170506-54786.b\D36235.D

Injection Date:	06-May-2017 17:58:30	Instrument ID:	CVOAMS4	Operator ID:	
Lims ID:	STD04			Worklist Smp#:	2
Client ID:					
Purge Vol:	5.000 mL	Dil. Factor:	1.0000	ALS Bottle#:	1
Method:	8260SIM_4	Limit Group:	VOA - 8260C Water and Solid		

Column: Rtx-624 (0.25 mm)

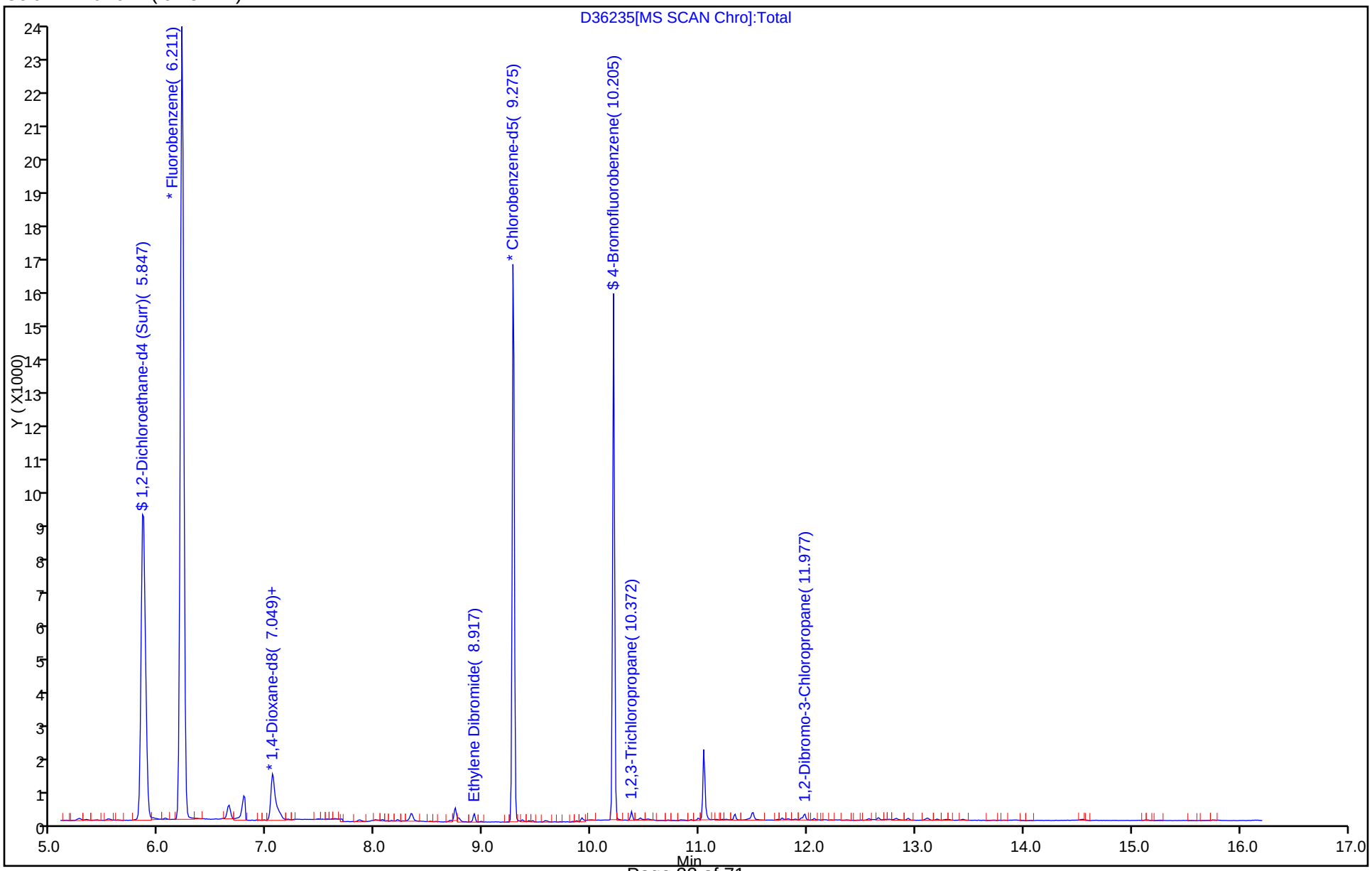

TestAmerica Edison
Target Compound Quantitation Report

Data File: \\ChromNA\Edison\ChromData\CVOAMS4\20170506-54786.b\D36236.D
Lims ID: STD1
Client ID:
Sample Type: IC Calib Level: 2
Inject. Date: 06-May-2017 18:21:30 ALS Bottle#: 2 Worklist Smp#: 3
Purge Vol: 5.000 mL Dil. Factor: 1.0000
Sample Info: STD1
Misc. Info.: 460-0054786-003
Operator ID: Instrument ID: CVOAMS4
Sublist: chrom-8260SIM_4*sub1

Method: \\ChromNA\Edison\ChromData\CVOAMS4\20170506-54786.b\8260SIM_4.m
Limit Group: VOA - 8260C Water and Solid
Last Update: 08-May-2017 17:07:45 Calib Date: 06-May-2017 20:43:30
Integrator: RTE ID Type: RT Order ID
Quant Method: Internal Standard Quant By: Initial Calibration
Last ICal File: \\ChromNA\Edison\ChromData\CVOAMS4\20170506-54786.b\D36242.D

Column 1 : Rtx-624 (0.25 mm) Det: MS SCAN
Process Host: XAWRK030

First Level Reviewer: baronm Date: 08-May-2017 17:00:01

Compound	Sig	RT (min.)	Exp RT (min.)	Dlt RT (min.)	Q	Response	Cal Amt ug/l	OnCol Amt ug/l	Flags
* 1 Fluorobenzene	96	6.211	6.211	0.000	100	41492	0.5000	0.5000	
* 2 1,4-Dioxane-d8	64	7.049	7.048	0.000	99	1009	10.0	10.0	
* 3 Chlorobenzene-d5	82	9.274	9.274	0.000	100	12851	0.5000	0.5000	
$ 4 1,2-Dichloroethane-d4 (Sur	65	5.878	5.867	0.011	75	6812	0.5003	0.5014	
$ 5 4-Bromofluorobenzene	95	10.205	10.203	0.002	100	7431	0.5002	0.5018	
7 1,4-Dioxane	88	7.110	7.109	0.001	31	114	1.00	1.00	
8 Ethylene Dibromide	107	8.917	8.916	0.001	94	280	0.0400	0.0374	
9 1,2,3-Trichloropropane	75	10.372	10.370	0.002	99	299	0.0400	0.0355	
10 1,2-Dibromo-3-Chloropropan	157	11.945	11.943	0.002	71	70	0.0400	0.0371	

Reagents:

VMMIX1SIM_00097 Amount Added: 2.00 Units: uL
SIMDIOX50_00008 Amount Added: 10.00 Units: uL
SimissurNEW_00006 Amount Added: 2.00 Units: uL Run Reagent

Report Date: 08-May-2017 17:07:46 Chrom Revision: 2.2 18-Apr-2017 07:43:58

TestAmerica Edison

Data File: \\ChromNA\Edison\ChromData\CVOAMS4\20170506-54786.b\D36236.D

Injection Date:	06-May-2017 18:21:30	Instrument ID:	CVOAMS4	Operator ID:	
Lims ID:	STD1			Worklist Smp#:	3
Client ID:					
Purge Vol:	5.000 mL	Dil. Factor:	1.0000	ALS Bottle#:	2
Method:	8260SIM_4	Limit Group:	VOA - 8260C Water and Solid		

Column: Rtx-624 (0.25 mm)

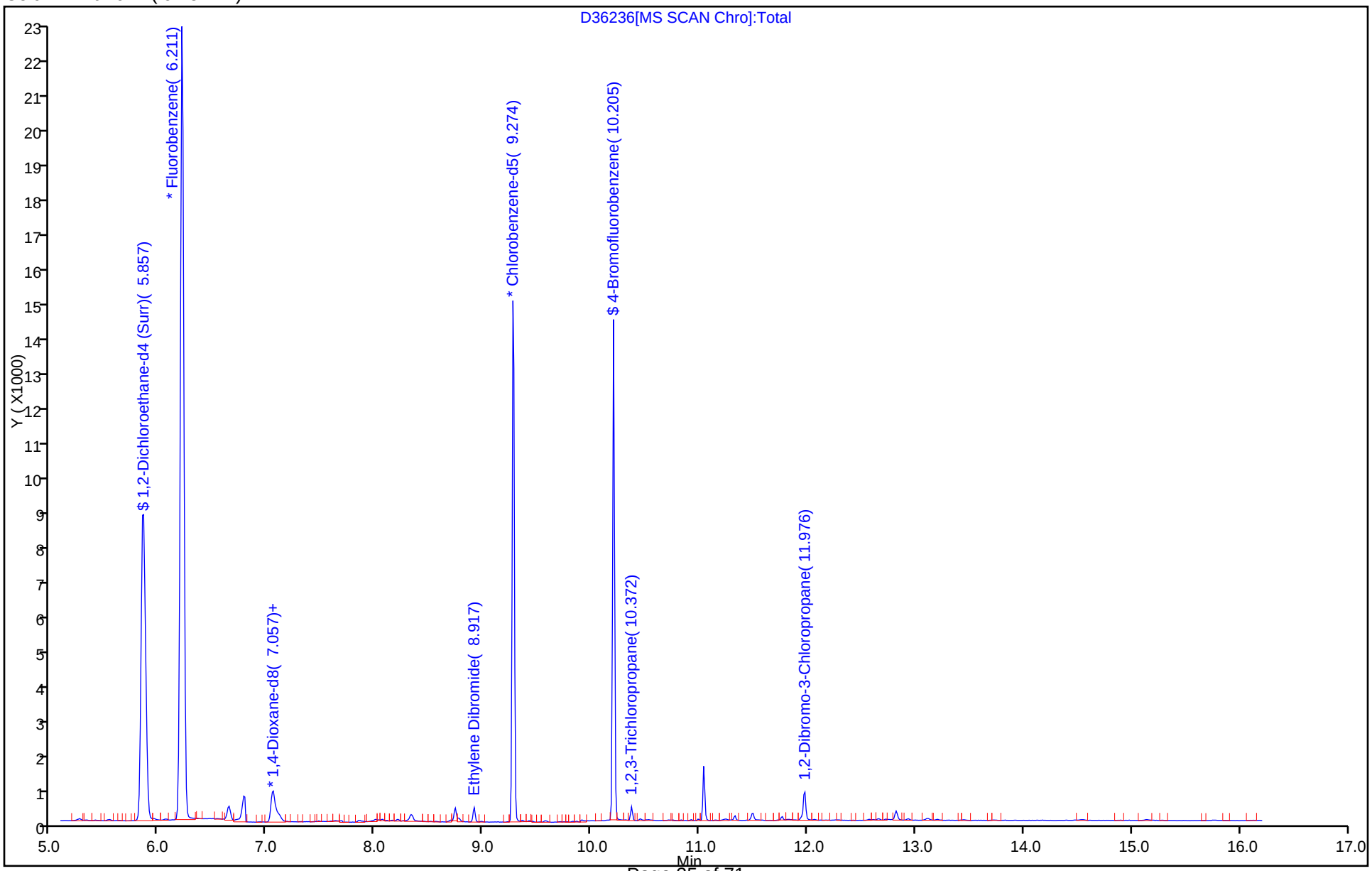

TestAmerica Edison
Target Compound Quantitation Report

Data File: \\ChromNA\Edison\ChromData\CVOAMS4\20170506-54786.b\D36237.D
Lims ID: STD5
Client ID:
Sample Type: ICIS Calib Level: 3
Inject. Date: 06-May-2017 18:45:30 ALS Bottle#: 3 Worklist Smp#: 4
Purge Vol: 5.000 mL Dil. Factor: 1.0000
Sample Info: STD5
Misc. Info.: 460-0054786-004
Operator ID: Instrument ID: CVOAMS4
Sublist: chrom-8260SIM_4*sub1

Method: \\ChromNA\Edison\ChromData\CVOAMS4\20170506-54786.b\8260SIM_4.m
Limit Group: VOA - 8260C Water and Solid
Last Update: 08-May-2017 17:07:47 Calib Date: 06-May-2017 20:43:30
Integrator: RTE ID Type: RT Order ID
Quant Method: Internal Standard Quant By: Initial Calibration
Last ICal File: \\ChromNA\Edison\ChromData\CVOAMS4\20170506-54786.b\D36242.D

Column 1 : Rtx-624 (0.25 mm) Det: MS SCAN
Process Host: XAWRK030

First Level Reviewer: baronm Date: 08-May-2017 17:00:20

Compound	Sig	RT (min.)	Exp RT (min.)	Dlt RT (min.)	Q	Response	Cal Amt ug/l	OnCol Amt ug/l	Flags
* 1 Fluorobenzene	96	6.211	6.211	0.000	100	39285	0.5000	0.5000	
* 2 1,4-Dioxane-d8	64	7.050	7.050	0.000	98	843	10.0	10.0	
* 3 Chlorobenzene-d5	82	9.276	9.276	0.000	99	11801	0.5000	0.5000	
$ 4 1,2-Dichloroethane-d4 (Sur	65	5.867	5.867	0.000	92	6389	0.5003	0.4967	
$ 5 4-Bromofluorobenzene	95	10.206	10.206	0.000	98	6598	0.5002	0.4852	
7 1,4-Dioxane	88	7.111	7.111	0.000	96	485	5.00	5.10	
8 Ethylene Dibromide	107	8.918	8.918	0.000	96	373	0.0500	0.0542	
9 1,2,3-Trichloropropane	75	10.373	10.373	0.000	98	417	0.0500	0.0539	
10 1,2-Dibromo-3-Chloropropan	157	11.947	11.947	0.000	69	89	0.0500	0.0514	

Reagents:

VMMIX1SIM_00097 Amount Added: 1.00 Units: uL
SIMDIOX50_00008 Amount Added: 20.00 Units: uL
SimissurNEW_00006 Amount Added: 2.00 Units: uL Run Reagent

Report Date: 08-May-2017 17:07:47 Chrom Revision: 2.2 18-Apr-2017 07:43:58

TestAmerica Edison

Data File: \\ChromNA\Edison\ChromData\CVOAMS4\20170506-54786.b\D36237.D

Injection Date:	06-May-2017 18:45:30	Instrument ID:	CVOAMS4	Operator ID:	
Lims ID:	STD5			Worklist Smp#:	4
Client ID:					
Purge Vol:	5.000 mL	Dil. Factor:	1.0000	ALS Bottle#:	3
Method:	8260SIM_4	Limit Group:	VOA - 8260C Water and Solid		

Column: Rtx-624 (0.25 mm)

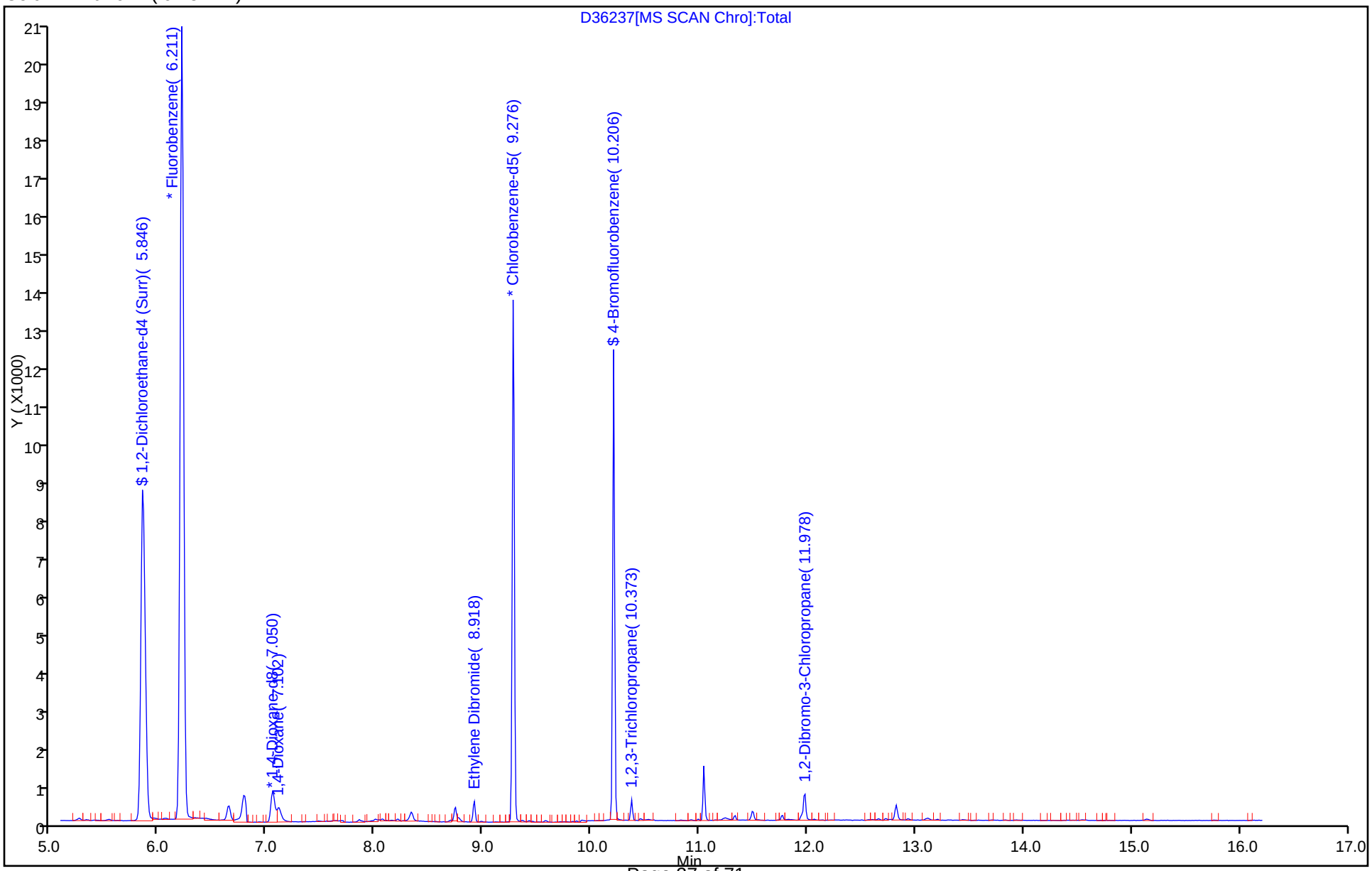

TestAmerica Edison
Target Compound Quantitation Report

Data File: \\ChromNA\Edison\ChromData\CVOAMS4\20170506-54786.b\D36238.D
Lims ID: STD10
Client ID:
Sample Type: IC Calib Level: 4
Inject. Date: 06-May-2017 19:08:30 ALS Bottle#: 4 Worklist Smp#: 5
Purge Vol: 5.000 mL Dil. Factor: 1.0000
Sample Info: STD10
Misc. Info.: 460-0054786-005
Operator ID: Instrument ID: CVOAMS4
Sublist: chrom-8260SIM_4*sub1

Method: \\ChromNA\Edison\ChromData\CVOAMS4\20170506-54786.b\8260SIM_4.m
Limit Group: VOA - 8260C Water and Solid
Last Update: 08-May-2017 17:07:48 Calib Date: 06-May-2017 20:43:30
Integrator: RTE ID Type: RT Order ID
Quant Method: Internal Standard Quant By: Initial Calibration
Last ICal File: \\ChromNA\Edison\ChromData\CVOAMS4\20170506-54786.b\D36242.D

Column 1 : Rtx-624 (0.25 mm) Det: MS SCAN
Process Host: XAWRK030

First Level Reviewer: baronm Date: 08-May-2017 17:00:35

Compound	Sig	RT (min.)	Exp RT (min.)	Dlt RT (min.)	Q	Response	Cal Amt ug/l	OnCol Amt ug/l	Flags
* 1 Fluorobenzene	96	6.211	6.211	0.000	100	40599	0.5000	0.5000	
* 2 1,4-Dioxane-d8	64	7.049	7.049	0.000	97	822	10.0	10.0	
* 3 Chlorobenzene-d5	82	9.275	9.275	0.000	98	11734	0.5000	0.5000	
$ 4 1,2-Dichloroethane-d4 (Sur	65	5.878	5.878	0.000	70	6659	0.5003	0.5010	
$ 5 4-Bromofluorobenzene	95	10.205	10.205	0.000	97	6653	0.5002	0.4921	
7 1,4-Dioxane	88	7.118	7.118	0.000	94	950	10.0	10.2	
8 Ethylene Dibromide	107	8.917	8.917	0.000	95	741	0.1000	0.1083	
9 1,2,3-Trichloropropane	75	10.372	10.372	0.000	100	848	0.1000	0.1102	
10 1,2-Dibromo-3-Chloropropan	157	11.945	11.945	0.000	72	193	0.1000	0.1120	

Reagents:

VMMIX1SIM_00097 Amount Added: 1.00 Units: uL
SIMDIOX50_00008 Amount Added: 20.00 Units: uL
SimissurNEW_00006 Amount Added: 2.00 Units: uL Run Reagent

Report Date: 08-May-2017 17:07:49 Chrom Revision: 2.2 18-Apr-2017 07:43:58

TestAmerica Edison

Data File: \\ChromNA\Edison\ChromData\CVOAMS4\20170506-54786.b\D36238.D

Injection Date:	06-May-2017 19:08:30	Instrument ID:	CVOAMS4	Operator ID:	
Lims ID:	STD10			Worklist Smp#:	5
Client ID:					
Purge Vol:	5.000 mL	Dil. Factor:	1.0000	ALS Bottle#:	4
Method:	8260SIM_4	Limit Group:	VOA - 8260C Water and Solid		

Column: Rtx-624 (0.25 mm)

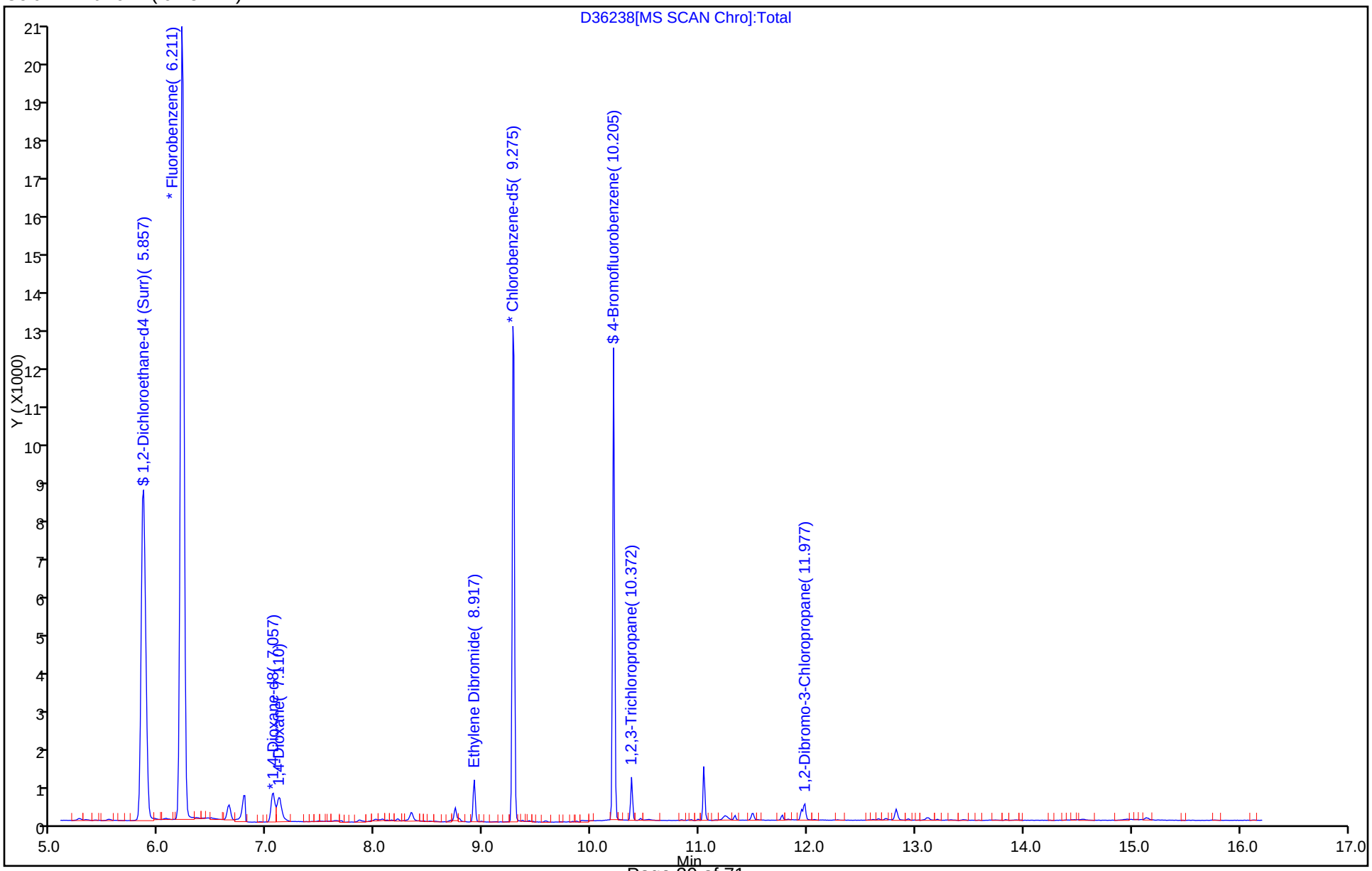

TestAmerica Edison
Target Compound Quantitation Report

Data File: \\ChromNA\Edison\ChromData\CVOAMS4\20170506-54786.b\D36239.D
Lims ID: STD20
Client ID:
Sample Type: IC Calib Level: 5
Inject. Date: 06-May-2017 19:32:30 ALS Bottle#: 5 Worklist Smp#: 6
Purge Vol: 5.000 mL Dil. Factor: 1.0000
Sample Info: STD20
Misc. Info.: 460-0054786-006
Operator ID: Instrument ID: CVOAMS4
Sublist: chrom-8260SIM_4*sub1

Method: \\ChromNA\Edison\ChromData\CVOAMS4\20170506-54786.b\8260SIM_4.m
Limit Group: VOA - 8260C Water and Solid
Last Update: 08-May-2017 17:07:50 Calib Date: 06-May-2017 20:43:30
Integrator: RTE ID Type: RT Order ID
Quant Method: Internal Standard Quant By: Initial Calibration
Last ICal File: \\ChromNA\Edison\ChromData\CVOAMS4\20170506-54786.b\D36242.D

Column 1 : Rtx-624 (0.25 mm) Det: MS SCAN
Process Host: XAWRK030

First Level Reviewer: baronm Date: 08-May-2017 17:00:47

	Compound	Sig	RT (min.)	Exp RT (min.)	Dlt RT (min.)	Q	Response	Cal Amt ug/l	OnCol Amt ug/l	Flags
*	1 Fluorobenzene	96	6.211	6.211	0.000	100	40175	0.5000	0.5000	
*	2 1,4-Dioxane-d8	64	7.048	7.048	0.000	85	889	10.0	10.0	
*	3 Chlorobenzene-d5	82	9.274	9.274	0.000	98	11388	0.5000	0.5000	
$	4 1,2-Dichloroethane-d4 (Sur	65	5.867	5.867	0.000	98	6651	0.5003	0.5056	
$	5 4-Bromofluorobenzene	95	10.203	10.203	0.000	92	6622	0.5002	0.5046	
	7 1,4-Dioxane	88	7.109	7.109	0.000	91	1873	20.0	18.7	
	8 Ethylene Dibromide	107	8.916	8.916	0.000	95	1284	0.2000	0.1934	
	9 1,2,3-Trichloropropane	75	10.370	10.370	0.000	97	1445	0.2000	0.1935	
	10 1,2-Dibromo-3-Chloropropan	157	11.943	11.943	0.000	66	325	0.2000	0.1944	

Reagents:

VMMIX1SIM_00097 Amount Added: 1.00 Units: uL
SIMDIOX50_00008 Amount Added: 20.00 Units: uL
SimissurNEW_00006 Amount Added: 2.00 Units: uL Run Reagent

Report Date: 08-May-2017 17:07:50 Chrom Revision: 2.2 18-Apr-2017 07:43:58

TestAmerica Edison

Data File: \\ChromNA\Edison\ChromData\CVOAMS4\20170506-54786.b\D36239.D

Injection Date:	06-May-2017 19:32:30	Instrument ID:	CVOAMS4	Operator ID:	
Lims ID:	STD20			Worklist Smp#:	6
Client ID:					
Purge Vol:	5.000 mL	Dil. Factor:	1.0000	ALS Bottle#:	5
Method:	8260SIM_4	Limit Group:	VOA - 8260C Water and Solid		

Column: Rtx-624 (0.25 mm)

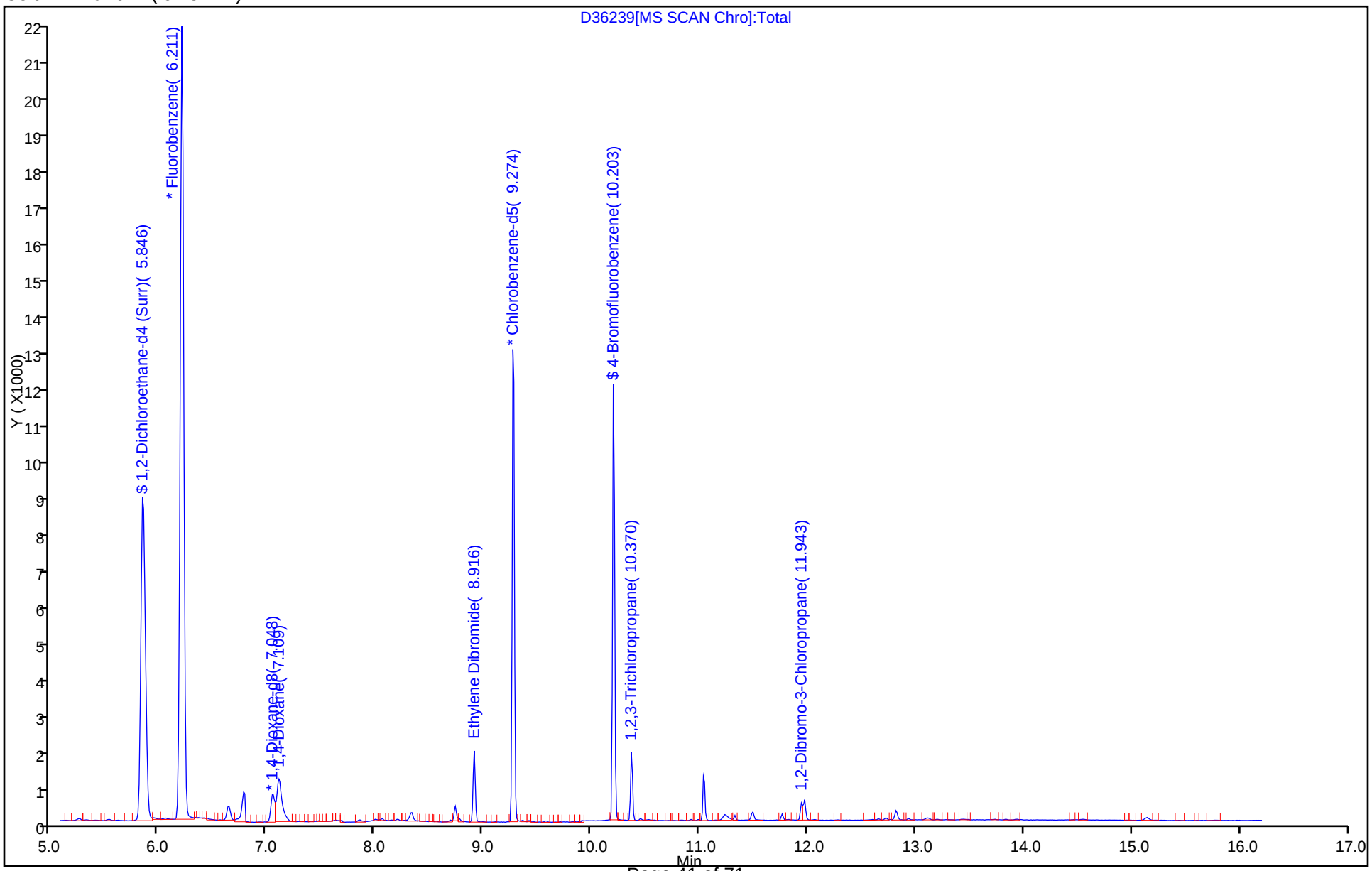

TestAmerica Edison
Target Compound Quantitation Report

Data File: \\ChromNA\Edison\ChromData\CVOAMS4\20170506-54786.b\D36240.D
Lims ID: STD30
Client ID:
Sample Type: IC Calib Level: 6
Inject. Date: 06-May-2017 19:56:30 ALS Bottle#: 6 Worklist Smp#: 7
Purge Vol: 5.000 mL Dil. Factor: 1.0000
Sample Info: STD30
Misc. Info.: 460-0054786-007
Operator ID: Instrument ID: CVOAMS4
Sublist: chrom-8260SIM_4*sub1

Method: \\ChromNA\Edison\ChromData\CVOAMS4\20170506-54786.b\8260SIM_4.m
Limit Group: VOA - 8260C Water and Solid
Last Update: 08-May-2017 17:07:51 Calib Date: 06-May-2017 20:43:30
Integrator: RTE ID Type: RT Order ID
Quant Method: Internal Standard Quant By: Initial Calibration
Last ICal File: \\ChromNA\Edison\ChromData\CVOAMS4\20170506-54786.b\D36242.D

Column 1 : Rtx-624 (0.25 mm) Det: MS SCAN
Process Host: XAWRK030

First Level Reviewer: baronm Date: 08-May-2017 17:01:02

	Compound	Sig	RT (min.)	Exp RT (min.)	Dlt RT (min.)	Q	Response	Cal Amt ug/l	OnCol Amt ug/l	Flags
*	1 Fluorobenzene	96	6.221	6.211	0.010	99	40757	0.5000	0.5000	
*	2 1,4-Dioxane-d8	64	7.048	7.048	0.000	86	903	10.0	10.0	
*	3 Chlorobenzene-d5	82	9.274	9.274	0.000	98	11262	0.5000	0.5000	
$	4 1,2-Dichloroethane-d4 (Sur	65	5.878	5.867	0.011	74	6588	0.5003	0.4937	
$	5 4-Bromofluorobenzene	95	10.205	10.203	0.002	96	6435	0.5002	0.4959	
	7 1,4-Dioxane	88	7.110	7.109	0.001	91	2975	30.0	29.2	
	8 Ethylene Dibromide	107	8.917	8.916	0.001	94	3198	0.5000	0.4870	
	9 1,2,3-Trichloropropane	75	10.372	10.370	0.002	99	3524	0.5000	0.4772	
	10 1,2-Dibromo-3-Chloropropan	157	11.945	11.943	0.002	69	787	0.5000	0.4760	

Reagents:

VMMIX1SIM_00097 Amount Added: 2.50 Units: uL
SIMDIOX50_00008 Amount Added: 30.00 Units: uL
SimissurNEW_00006 Amount Added: 2.00 Units: uL Run Reagent

Report Date: 08-May-2017 17:07:51 Chrom Revision: 2.2 18-Apr-2017 07:43:58

TestAmerica Edison

Data File: \\ChromNA\Edison\ChromData\CVOAMS4\20170506-54786.b\D36240.D

Injection Date:	06-May-2017 19:56:30	Instrument ID:	CVOAMS4	Operator ID:	
Lims ID:	STD30			Worklist Smp#:	7
Client ID:					
Purge Vol:	5.000 mL	Dil. Factor:	1.0000	ALS Bottle#:	6
Method:	8260SIM_4	Limit Group:	VOA - 8260C Water and Solid		

Column: Rtx-624 (0.25 mm)

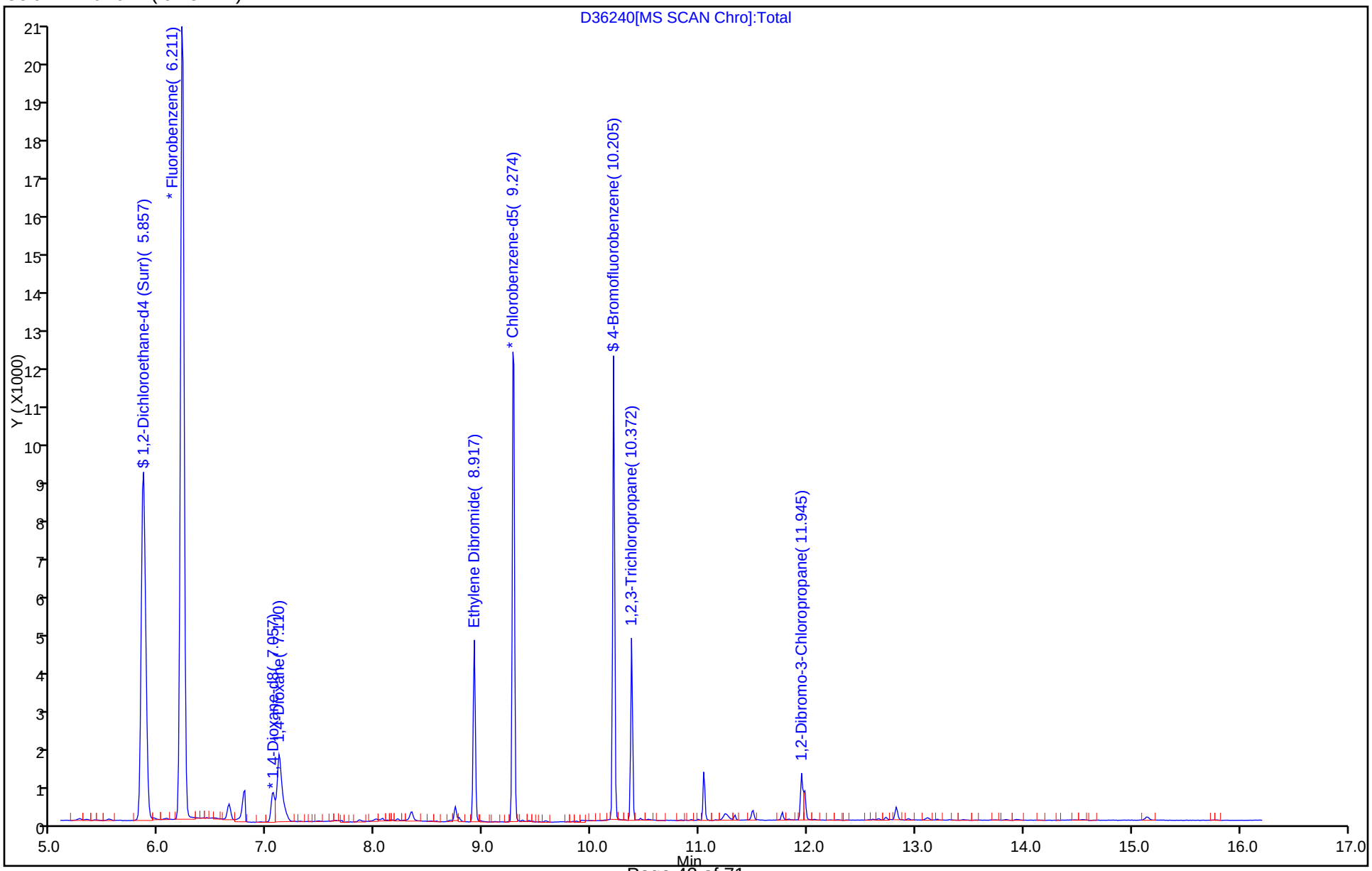

Report Date: 08-May-2017 17:07:53 Chrom Revision: 2.2 18-Apr-2017 07:43:58

TestAmerica Edison
Target Compound Quantitation Report

Data File: \\ChromNA\Edison\ChromData\CVOAMS4\20170506-54786.b\D36241.D
Lims ID: STD40
Client ID:
Sample Type: IC Calib Level: 7
Inject. Date: 06-May-2017 20:20:30 ALS Bottle#: 7 Worklist Smp#: 8
Purge Vol: 5.000 mL Dil. Factor: 1.0000
Sample Info: STD40
Misc. Info.: 460-0054786-008
Operator ID: Instrument ID: CVOAMS4
Sublist: chrom-8260SIM_4*sub1

Method: \\ChromNA\Edison\ChromData\CVOAMS4\20170506-54786.b\8260SIM_4.m
Limit Group: VOA - 8260C Water and Solid
Last Update: 08-May-2017 17:07:52 Calib Date: 06-May-2017 20:43:30
Integrator: RTE ID Type: RT Order ID
Quant Method: Internal Standard Quant By: Initial Calibration
Last ICal File: \\ChromNA\Edison\ChromData\CVOAMS4\20170506-54786.b\D36242.D

Column 1 : Rtx-624 (0.25 mm) Det: MS SCAN
Process Host: XAWRK030

First Level Reviewer: baronm Date: 08-May-2017 17:01:25

Compound	Sig	RT (min.)	Exp RT (min.)	Dlt RT (min.)	Q	Response	Cal Amt ug/l	OnCol Amt ug/l	Flags
* 1 Fluorobenzene	96	6.211	6.211	0.000	100	41157	0.5000	0.5000	
* 2 1,4-Dioxane-d8	64	7.049	7.048	0.001	84	862	10.0	10.0	
* 3 Chlorobenzene-d5	82	9.275	9.274	0.000	98	11646	0.5000	0.5000	
$ 4 1,2-Dichloroethane-d4 (Sur	65	5.878	5.867	0.011	66	6718	0.5003	0.4986	
$ 5 4-Bromofluorobenzene	95	10.205	10.203	0.002	96	6804	0.5002	0.5070	
7 1,4-Dioxane	88	7.110	7.109	0.001	89	3889	40.0	40.0	
8 Ethylene Dibromide	107	8.917	8.916	0.001	96	6587	1.00	0.9701	
9 1,2,3-Trichloropropane	75	10.372	10.370	0.002	99	7024	1.00	0.9198	
10 1,2-Dibromo-3-Chloropropan	157	11.945	11.943	0.002	73	1583	1.00	0.9260	

Reagents:

VMMIX1SIM_00097	Amount Added: 5.00	Units: uL	
SIMDIOX50_00008	Amount Added: 40.00	Units: uL	
SimissurNEW_00006	Amount Added: 2.00	Units: uL	Run Reagent

Report Date: 08-May-2017 17:07:53 Chrom Revision: 2.2 18-Apr-2017 07:43:58

TestAmerica Edison

Data File: \\ChromNA\Edison\ChromData\CVOAMS4\20170506-54786.b\D36241.D

Injection Date:	06-May-2017 20:20:30	Instrument ID:	CVOAMS4	Operator ID:	
Lims ID:	STD40			Worklist Smp#:	8
Client ID:					
Purge Vol:	5.000 mL	Dil. Factor:	1.0000	ALS Bottle#:	7
Method:	8260SIM_4	Limit Group:	VOA - 8260C Water and Solid		

Column: Rtx-624 (0.25 mm)

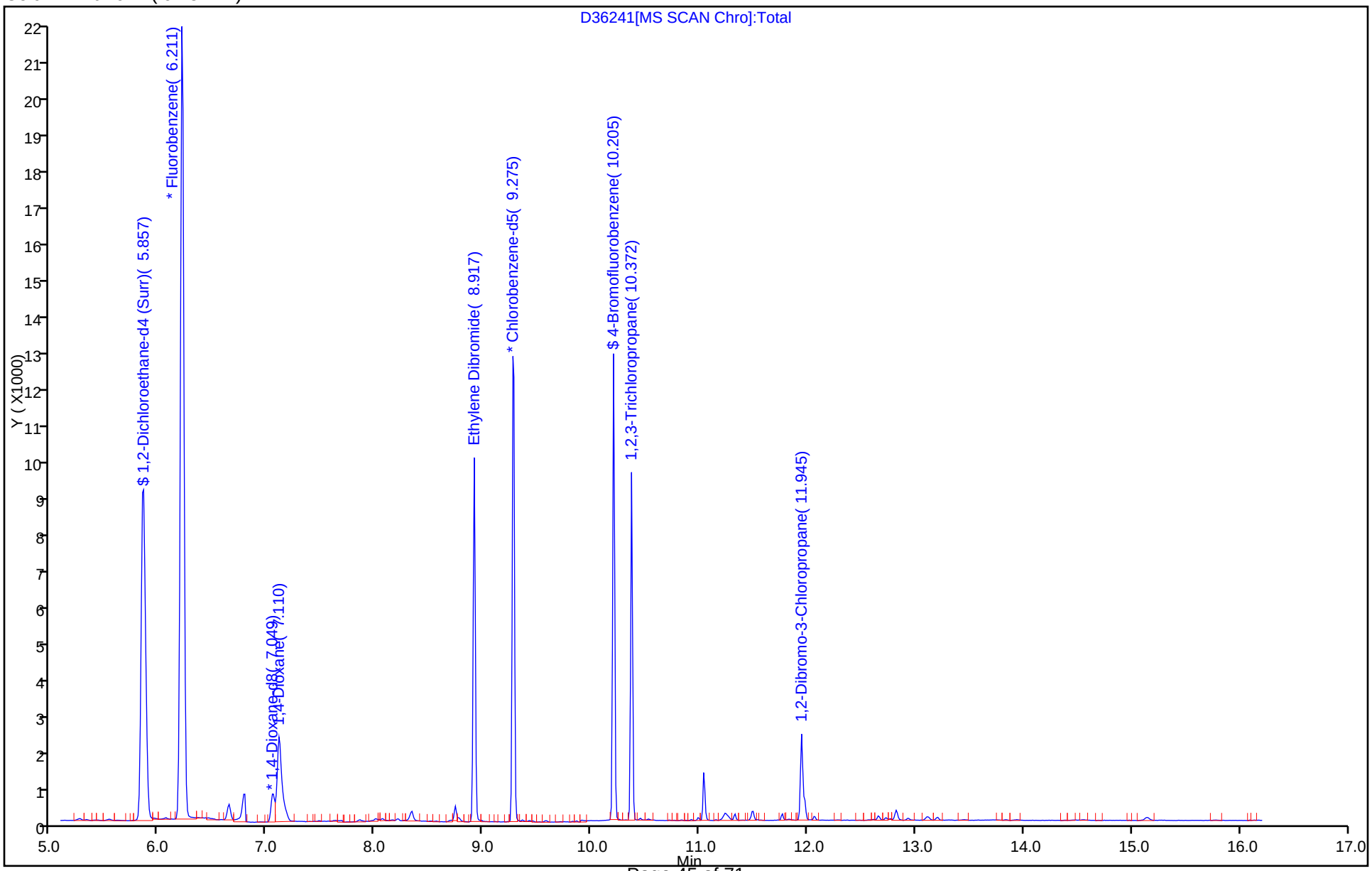

Report Date: 08-May-2017 17:07:54 Chrom Revision: 2.2 18-Apr-2017 07:43:58

TestAmerica Edison
Target Compound Quantitation Report

Data File: \\ChromNA\Edison\ChromData\CVOAMS4\20170506-54786.b\D36242.D
Lims ID: STD50
Client ID:
Sample Type: IC Calib Level: 8
Inject. Date: 06-May-2017 20:43:30 ALS Bottle#: 8 Worklist Smp#: 9
Purge Vol: 5.000 mL Dil. Factor: 1.0000
Sample Info: STD50
Misc. Info.: 460-0054786-009
Operator ID: Instrument ID: CVOAMS4
Sublist: chrom-8260SIM_4*sub1

Method: \\ChromNA\Edison\ChromData\CVOAMS4\20170506-54786.b\8260SIM_4.m
Limit Group: VOA - 8260C Water and Solid
Last Update: 08-May-2017 17:07:54 Calib Date: 06-May-2017 20:43:30
Integrator: RTE ID Type: RT Order ID
Quant Method: Internal Standard Quant By: Initial Calibration
Last ICal File: \\ChromNA\Edison\ChromData\CVOAMS4\20170506-54786.b\D36242.D

Column 1 : Rtx-624 (0.25 mm) Det: MS SCAN
Process Host: XAWRK030

First Level Reviewer: baronm Date: 08-May-2017 17:01:41

Compound	Sig	RT (min.)	Exp RT (min.)	Dlt RT (min.)	Q	Response	Cal Amt ug/l	OnCol Amt ug/l	Flags
* 1 Fluorobenzene	96	6.211	6.211	0.000	100	39887	0.5000	0.5000	
* 2 1,4-Dioxane-d8	64	7.049	7.048	0.001	84	867	10.0	10.0	
* 3 Chlorobenzene-d5	82	9.275	9.274	0.001	99	11128	0.5000	0.5000	
$ 4 1,2-Dichloroethane-d4 (Sur	65	5.878	5.867	0.011	70	6729	0.5003	0.5153	
$ 5 4-Bromofluorobenzene	95	10.205	10.203	0.002	96	6547	0.5002	0.5106	
7 1,4-Dioxane	88	7.110	7.109	0.001	89	4955	50.0	50.7	
8 Ethylene Dibromide	107	8.917	8.916	0.001	95	13260	2.00	2.04	
9 1,2,3-Trichloropropane	75	10.372	10.370	0.002	99	14150	2.00	1.94	
10 1,2-Dibromo-3-Chloropropan	157	11.945	11.943	0.002	71	3165	2.00	1.94	

Reagents:

VMMIX1SIM_00097 Amount Added: 10.00 Units: uL
SIMDIOX50_00008 Amount Added: 50.00 Units: uL
SimissurNEW_00006 Amount Added: 2.00 Units: uL Run Reagent

Report Date: 08-May-2017 17:07:54 Chrom Revision: 2.2 18-Apr-2017 07:43:58

TestAmerica Edison

Data File: \\ChromNA\Edison\ChromData\CVOAMS4\20170506-54786.b\D36242.D

Injection Date:	06-May-2017 20:43:30	Instrument ID:	CVOAMS4	Operator ID:	
Lims ID:	STD50			Worklist Smp#:	9
Client ID:					
Purge Vol:	5.000 mL	Dil. Factor:	1.0000	ALS Bottle#:	8
Method:	8260SIM_4	Limit Group:	VOA - 8260C Water and Solid		

Column: Rtx-624 (0.25 mm)

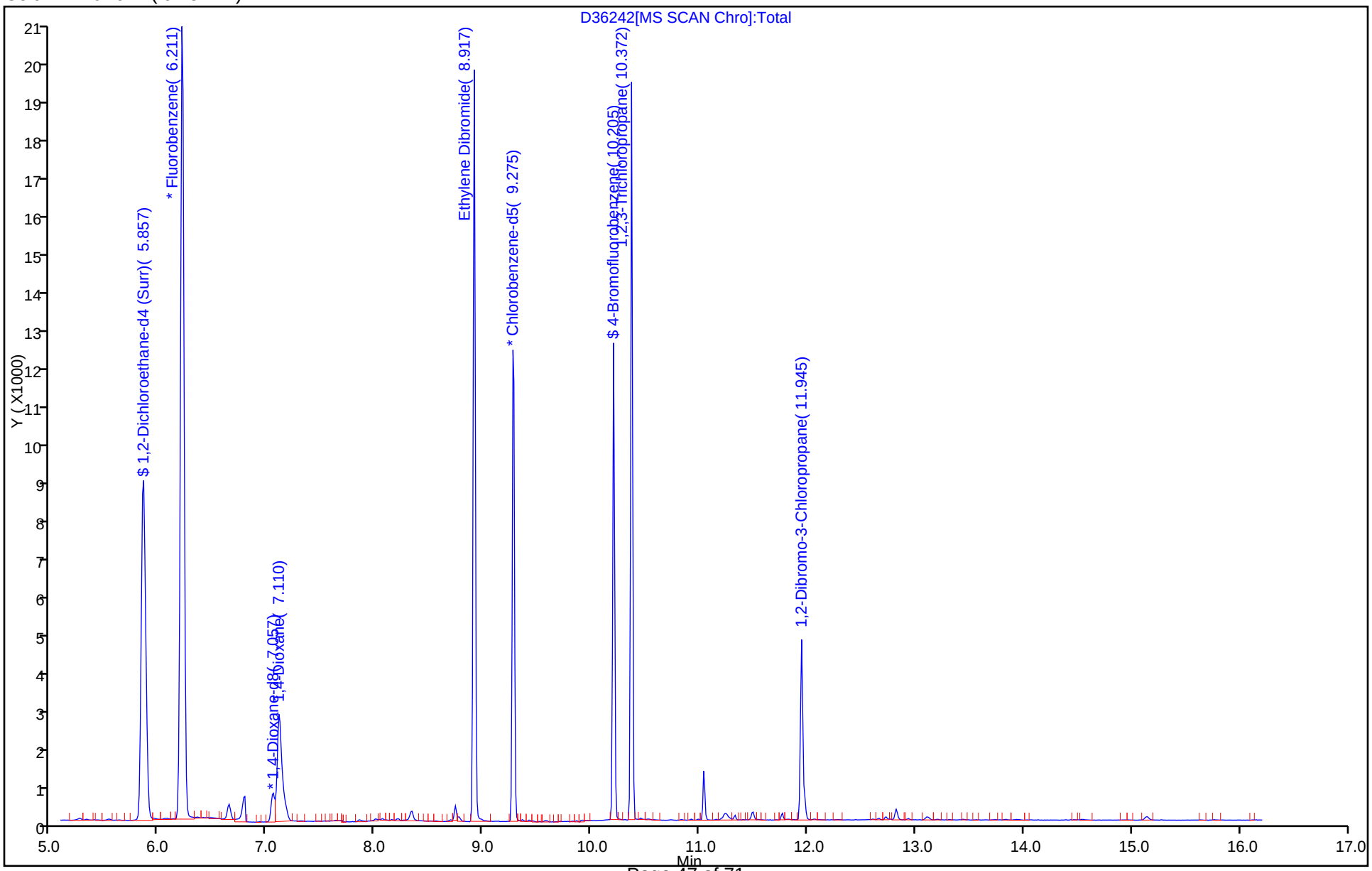

FORM VII
GC/MS VOA CONTINUING CALIBRATION DATA

Lab Name: TestAmerica Edison Job No.: 460-132741-1

SDG No.:

Lab Sample ID: CCVIS 460-435814/2 Calibration Date: 05/08/2017 20:56

Instrument ID: CVOAMS4 Calib Start Date: 05/06/2017 17:58

GC Column: Rtx-624 ID: 0.25(mm) Calib End Date: 05/06/2017 20:43

Lab File ID: D36348.D Conc. Units: ug/L Heated Purge: (Y/N) Y

ANALYTE	CURVE TYPE	AVE RRF	RRF	MIN RRF	CALC AMOUNT	SPIKE AMOUNT	%D	MAX %D
1,4-Dioxane	Ave	1.128	0.9574		4.24	5.00	-15.1	50.0
Ethylene Dibromide	Ave	0.2915	0.3316	0.1000	0.0569	0.0500	13.8	20.0
1,2,3-Trichloropropane	Ave	0.3279	0.3930		0.0599	0.0500	19.9	20.0
1,2-Dibromo-3-Chloropropane	Ave	0.0734	0.0949	0.0500	0.0646	0.0500	29.3	50.0
1,2-Dichloroethane-d4 (Surr)	Ave	0.1637	0.1790		0.547	0.500	9.4	20.0
4-Bromofluorobenzene	Ave	0.5761	0.6750		0.586	0.500	17.2	20.0

Report Date: 09-May-2017 08:40:43 Chrom Revision: 2.2 18-Apr-2017 07:43:58

TestAmerica Edison
Target Compound Quantitation Report

Data File: \\ChromNA\Edison\ChromData\CVOAMS4\20170508-54873.b\D36348.D
Lims ID: CCVIS
Client ID:
Sample Type: CCVIS
Inject. Date: 08-May-2017 20:56:30 ALS Bottle#: 1 Worklist Smp#: 2
Purge Vol: 5.000 mL Dil. Factor: 1.0000
Sample Info: CCVIS
Misc. Info.: 460-0054873-002
Operator ID: Instrument ID: CVOAMS4
Sublist: chrom-8260SIM_4*sub1

Method: \\ChromNA\Edison\ChromData\CVOAMS4\20170508-54873.b\8260SIM_4.m
Limit Group: VOA - 8260C Water and Solid
Last Update: 09-May-2017 08:40:42 Calib Date: 06-May-2017 20:43:30
Integrator: RTE ID Type: RT Order ID
Quant Method: Internal Standard Quant By: Initial Calibration
Last ICal File: \\ChromNA\Edison\ChromData\CVOAMS4\20170506-54786.b\D36242.D

Column 1 : Rtx-624 (0.25 mm) Det: MS SCAN
Process Host: XAWRK011

First Level Reviewer: boykink Date: 09-May-2017 00:56:46

	Compound	Sig	RT (min.)	Exp RT (min.)	Dlt RT (min.)	Q	Response	Cal Amt ug/l	OnCol Amt ug/l	Flags
*	1 Fluorobenzene	96	6.211	6.211	0.000	100	36139	0.5000	0.5000	
*	2 1,4-Dioxane-d8	64	7.049	7.049	0.000	100	1057	10.0	10.0	
*	3 Chlorobenzene-d5	82	9.275	9.275	0.000	100	10433	0.5000	0.5000	
$	4 1,2-Dichloroethane-d4 (Sur	65	5.867	5.867	0.000	77	6474	0.5003	0.5472	
$	5 4-Bromofluorobenzene	95	10.205	10.205	0.000	99	7045	0.5002	0.5860	
	7 1,4-Dioxane	88	7.110	7.110	0.000	90	506	5.00	4.24	
	8 Ethylene Dibromide	107	8.917	8.917	0.000	95	346	0.0500	0.0569	
	9 1,2,3-Trichloropropane	75	10.372	10.372	0.000	100	410	0.0500	0.0599	
	10 1,2-Dibromo-3-Chloropropan	157	11.945	11.945	0.000	86	99	0.0500	0.0646	

Reagents:

VMMIX1SIM_00097 Amount Added: 1.00 Units: uL
SIMDIOX50_00008 Amount Added: 20.00 Units: uL
SimissurNEW_00006 Amount Added: 2.00 Units: uL Run Reagent

Report Date: 09-May-2017 08:40:43 Chrom Revision: 2.2 18-Apr-2017 07:43:58

TestAmerica Edison

Data File: \\ChromNA\Edison\ChromData\CVOAMS4\20170508-54873.b\D36348.D

Injection Date:	08-May-2017 20:56:30	Instrument ID:	CVOAMS4	Operator ID:	
Lims ID:	CCVIS			Worklist Smp#:	2
Client ID:					
Purge Vol:	5.000 mL	Dil. Factor:	1.0000	ALS Bottle#:	1
Method:	8260SIM_4	Limit Group:	VOA - 8260C Water and Solid		

Column: Rtx-624 (0.25 mm)

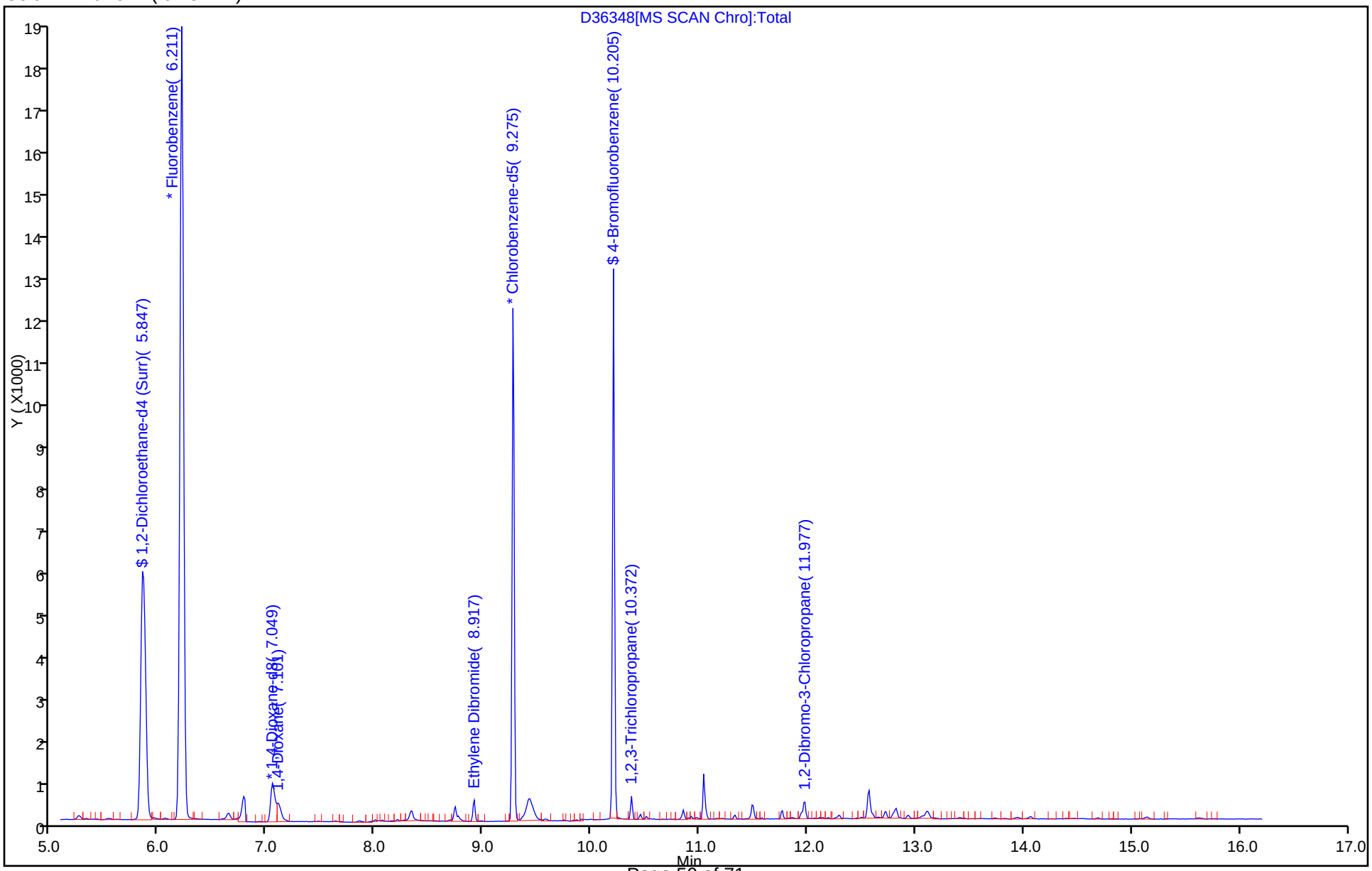

TestAmerica Edison
Target Compound Quantitation Report

Data File: \\ChromNA\Edison\ChromData\CVOAMS4\20170506-54786.b\D36234.D
Lims ID: BFB
Client ID:
Sample Type: BFB
Inject. Date: 06-May-2017 17:29:30 ALS Bottle#: 99 Worklist Smp#: 1
Injection Vol: 5.0 mL Dil. Factor: 1.0000
Sample Info: BFB
Misc. Info.: 460-0054786-001
Operator ID: Instrument ID: CVOAMS4

Method: \\ChromNA\Edison\ChromData\CVOAMS4\20170506-54786.b\8260SIM_4.m
Limit Group: VOA - 8260C Water and Solid
Last Update: 07-May-2017 13:02:58 Calib Date: 06-May-2017 20:43:30
Integrator: RTE ID Type: RT Order ID
Quant Method: Internal Standard Quant By: Initial Calibration
Last ICal File: \\ChromNA\Edison\ChromData\CVOAMS4\20170506-54786.b\D36242.D

Column 1 : Rtx-624 (0.25 mm) Det: MS SCAN
Process Host: XAWRK021

Compound	Sig	RT (min.)	Exp RT (min.)	Dlt RT (min.)	Q	Response	Cal Amt ug/l	OnCol Amt ug/l	Flags
$ 6 BFB	95	2.634	2.634	0.000	0	70806	NR	NR	

QC Flag Legend

Processing Flags
NR - Missing Quant Standard

Reagents:

SimissurNEW_00006 Amount Added: 2.00 Units: uL Run Reagent

MS Tune Report

TestAmerica Edison

Data File: \\ChromNA\Edison\ChromData\CVOAMS4\20170506-54786.b\D36234.D
Injection Date: 06-May-2017 17:29:30 Instrument ID: CVOAMS4
Lims ID: BFB
Client ID:
Operator ID: ALS Bottle#: 99 Worklist Smp#: 1
Injection Vol: 5.0 mL Dil. Factor: 1.0000
Method: 8260SIM_4 Limit Group: VOA - 8260C Water and Solid
Tune Method: BFB Method 8260

$ 6 BFB

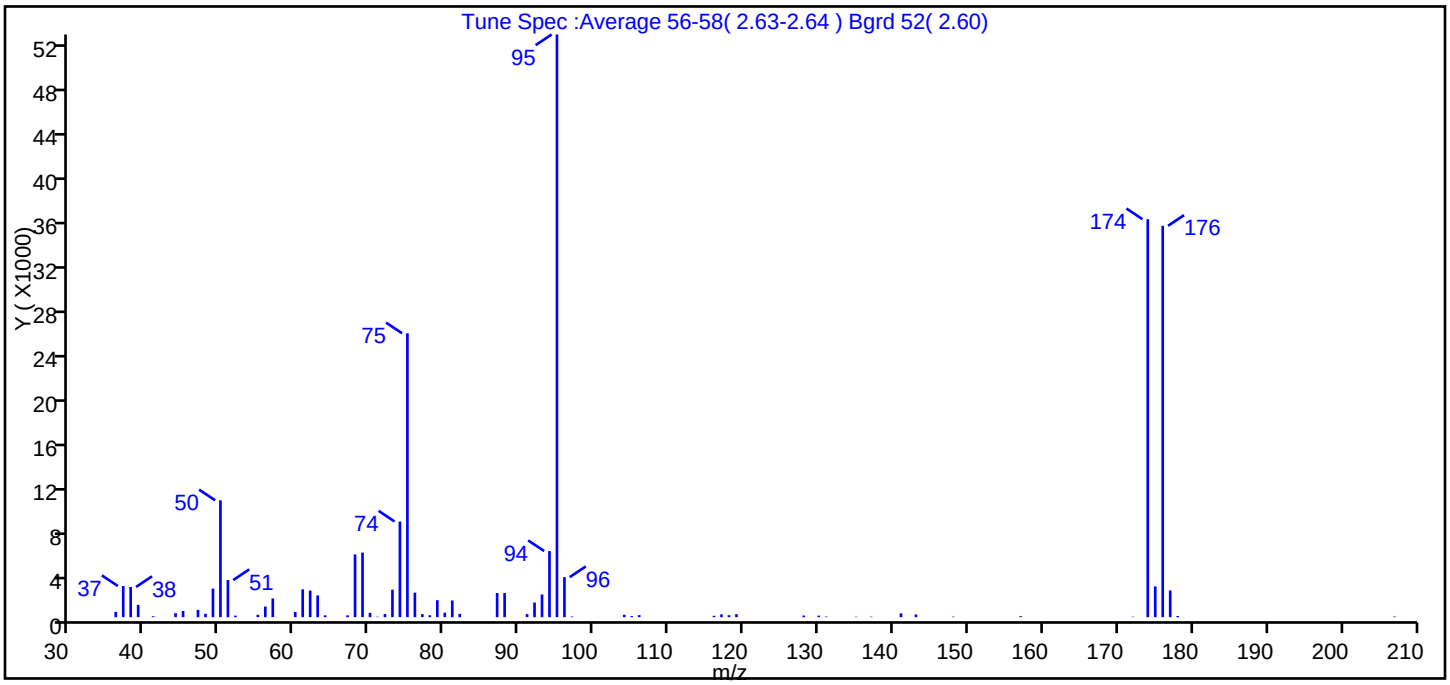

m/z	Ion Abundance Criteria	% Relative Abundance
95	Base peak, 100% relative abundance	100.0
50	15 to 40% of m/z 95	20.1
75	30 to 60% of m/z 95	48.7
96	5 to 9% of m/z 95	6.9
173	Less than 2% of m/z 174	0.0 (0.0)
174	50 to 120% of m/z 95	68.3
175	5 to 9% of m/z 174	5.3 (7.7)
176	Greater than 95% but less than 101% of m/z 174	67.2 (98.3)
177	5 to 9% of m/z 176	4.6 (6.8)

Data File: \\ChromNA\Edison\ChromData\CVOAMS4\20170506-54786.b\D36234.D\8260SIM_4.rslt\spectra.d
Injection Date: 06-May-2017 17:29:30
Spectrum: Tune Spec :Average 56-58(2.63-2.64) Bgrd 52(2.60)
Base Peak: 95.00
Minimum % Base Peak: 0
Number of Points: 69

m/z	Y	m/z	Y	m/z	Y	m/z	Y
36.00	469	62.00	2378	82.00	295	130.00	137
37.00	2780	63.00	1943	87.00	2156	131.00	53
38.00	2696	64.00	162	88.00	2149	135.00	38
39.00	1100	67.00	159	91.00	273	137.00	43
41.00	82	68.00	5604	92.00	1307	141.00	337
44.00	355	69.00	5770	93.00	2025	143.00	239
45.00	551	70.00	381	94.00	5908	148.00	44
47.00	647	71.00	39	95.00	52088	157.00	83
48.00	299	72.00	275	96.00	3579	172.00	38
49.00	2555	73.00	2455	97.00	56	174.00	35576
50.00	10445	74.00	8549	104.00	212	175.00	2747
51.00	3317	75.00	25376	105.00	95	176.00	34984
52.00	136	76.00	2189	106.00	180	177.00	2388
55.00	209	77.00	271	116.00	119	178.00	102
56.00	949	78.00	171	117.00	248	207.00	55
57.00	1669	79.00	1516	118.00	173		
60.00	463	80.00	399	119.00	263		
61.00	2488	81.00	1490	128.00	144		

TestAmerica Edison
Target Compound Quantitation Report

Data File: \\ChromNA\Edison\ChromData\CVOAMS4\20170508-54873.b\D36347.D
Lims ID: BFB
Client ID:
Sample Type: BFB
Inject. Date: 08-May-2017 20:33:30 ALS Bottle#: 99 Worklist Smp#: 1
Injection Vol: 5.0 mL Dil. Factor: 1.0000
Sample Info: BFB
Misc. Info.: 460-0054873-001
Operator ID: Instrument ID: CVOAMS4

Method: \\ChromNA\Edison\ChromData\CVOAMS4\20170508-54873.b\8260SIM_4.m
Limit Group: VOA - 8260C Water and Solid
Last Update: 09-May-2017 08:40:41 Calib Date: 06-May-2017 20:43:30
Integrator: RTE ID Type: RT Order ID
Quant Method: Internal Standard Quant By: Initial Calibration
Last ICal File: \\ChromNA\Edison\ChromData\CVOAMS4\20170506-54786.b\D36242.D

Column 1 : Rtx-624 (0.25 mm) Det: MS SCAN
Process Host: XAWRK011

First Level Reviewer: desais Date: 09-May-2017 08:13:57

Compound	Sig	RT (min.)	Exp RT (min.)	Dlt RT (min.)	Q	Response	Cal Amt ug/l	OnCol Amt ug/l	Flags
$ 6 BFB	95	2.640	2.640	0.000	0	60932	NR	NR	

QC Flag Legend

Processing Flags
NR - Missing Quant Standard

Reagents:

SimissurNEW_00006 Amount Added: 2.00 Units: uL Run Reagent

MS Tune Report

TestAmerica Edison

Data File: \\ChromNA\Edison\ChromData\CVOAMS4\20170508-54873.b\D36347.D
Injection Date: 08-May-2017 20:33:30 Instrument ID: CVOAMS4
Lims ID: BFB
Client ID:
Operator ID: ALS Bottle#: 99 Worklist Smp#: 1
Injection Vol: 5.0 mL Dil. Factor: 1.0000
Method: 8260SIM_4 Limit Group: VOA - 8260C Water and Solid
Tune Method: BFB Method 8260

$ 6 BFB

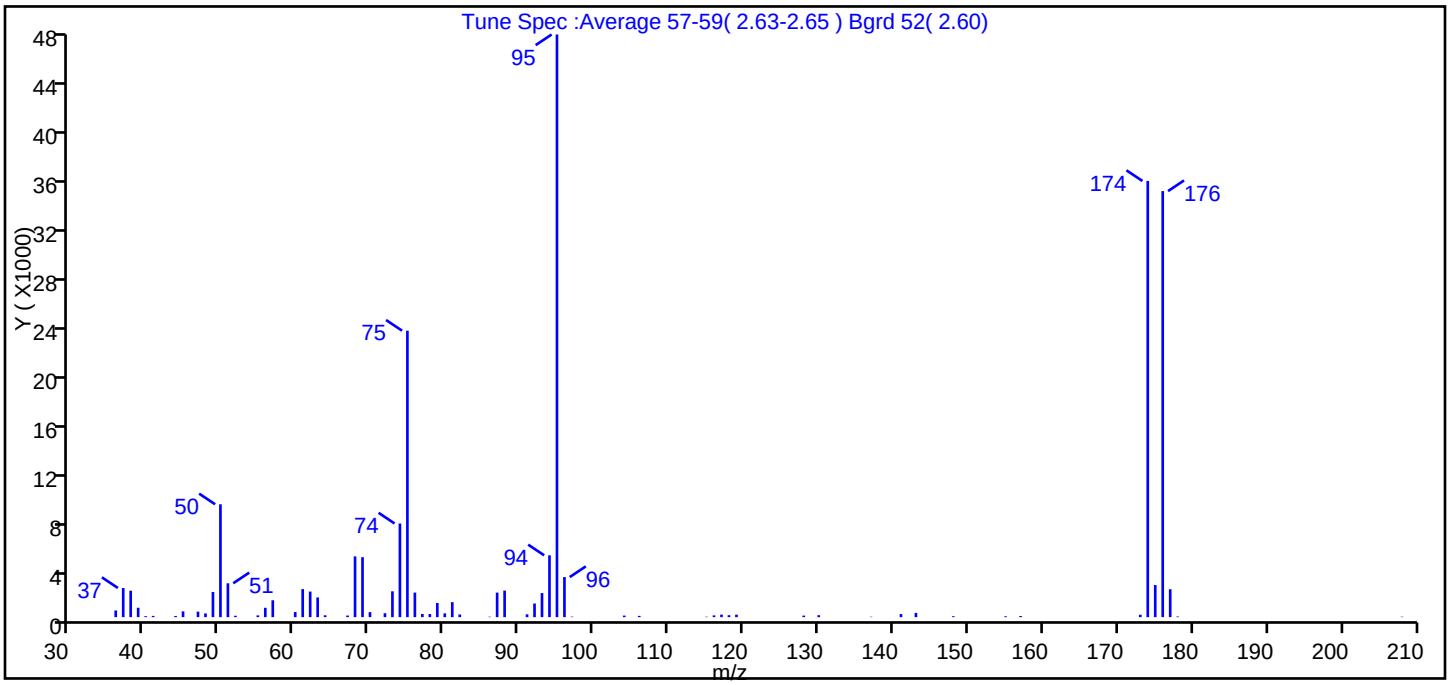

m/z	Ion Abundance Criteria	% Relative Abundance
95	Base peak, 100% relative abundance	100.0
50	15 to 40% of m/z 95	19.4
75	30 to 60% of m/z 95	49.2
96	5 to 9% of m/z 95	6.9
173	Less than 2% of m/z 174	0.4 (0.5)
174	50 to 120% of m/z 95	74.9
175	5 to 9% of m/z 174	5.5 (7.4)
176	Greater than 95% but less than 101% of m/z 174	73.1 (97.7)
177	5 to 9% of m/z 176	4.8 (6.5)

Data File: \\ChromNA\Edison\ChromData\CVOAMS4\20170508-54873.b\D36347.D\8260SIM_4.rslt\spectra.d
Injection Date: 08-May-2017 20:33:30
Spectrum: Tune Spec :Average 57-59(2.63-2.65) Bgrd 52(2.60)
Base Peak: 95.00
Minimum % Base Peak: 0
Number of Points: 69

m/z	Y	m/z	Y	m/z	Y	m/z	Y
36.00	548	61.00	2306	82.00	221	128.00	127
37.00	2398	62.00	2101	86.00	35	130.00	159
38.00	2174	63.00	1621	87.00	2018	137.00	33
39.00	773	64.00	152	88.00	2186	141.00	253
40.00	80	67.00	132	91.00	232	143.00	347
41.00	103	68.00	4997	92.00	1121	148.00	75
44.00	95	69.00	4930	93.00	1981	155.00	71
45.00	476	70.00	414	94.00	5086	157.00	90
47.00	452	72.00	321	95.00	47920	173.00	197
48.00	306	73.00	2125	96.00	3297	174.00	35872
49.00	2071	74.00	7703	97.00	40	175.00	2639
50.00	9282	75.00	23560	104.00	128	176.00	35040
51.00	2786	76.00	2019	106.00	104	177.00	2294
52.00	115	77.00	260	115.00	34	178.00	53
55.00	145	78.00	254	116.00	145	208.00	35
56.00	768	79.00	1165	117.00	207		
57.00	1389	80.00	310	118.00	161		
60.00	418	81.00	1232	119.00	206		

FORM I
GC/MS VOA ORGANICS ANALYSIS DATA SHEET

Lab Name: TestAmerica Edison Job No.: 460-132741-1

SDG No.:

Client Sample ID: Lab Sample ID: MB 460-435814/7

Matrix: Water Lab File ID: D36353.D

Analysis Method: 8260C SIM Date Collected:

Sample wt/vol: 10(mL) Date Analyzed: 05/08/2017 22:55

Soil Aliquot Vol: Dilution Factor: 1

Soil Extract Vol.: GC Column: Rtx-624 ID: 0.25(mm)

% Moisture: Level: (low/med) Low

Analysis Batch No.: 435814 Units: ug/L

CAS NO.	COMPOUND NAME	RESULT	Q	RL	MDL
123-91-1	1,4-Dioxane	0.20	U	0.40	0.20

CAS NO.	SURROGATE	%REC	Q	LIMITS
17060-07-0	1,2-Dichloroethane-d4 (Surr)	110		70-130
460-00-4	4-Bromofluorobenzene	114		70-130

TestAmerica Edison
Target Compound Quantitation Report

Data File: \\ChromNA\Edison\ChromData\CVOAMS4\20170508-54873.b\D36353.D
Lims ID: MB
Client ID:
Sample Type: MB
Inject. Date: 08-May-2017 22:55:30 ALS Bottle#: 6 Worklist Smp#: 7
Purge Vol: 5.000 mL Dil. Factor: 1.0000
Sample Info: MB
Misc. Info.: 460-0054873-007
Operator ID: Instrument ID: CVOAMS4

Method: \\ChromNA\Edison\ChromData\CVOAMS4\20170508-54873.b\8260SIM_4.m
Limit Group: VOA - 8260C Water and Solid
Last Update: 09-May-2017 08:40:45 Calib Date: 06-May-2017 20:43:30
Integrator: RTE ID Type: RT Order ID
Quant Method: Internal Standard Quant By: Initial Calibration
Last ICal File: \\ChromNA\Edison\ChromData\CVOAMS4\20170506-54786.b\D36242.D

Column 1 : Rtx-624 (0.25 mm) Det: MS SCAN
Process Host: XAWRK011

First Level Reviewer: desais Date: 09-May-2017 08:15:11

Compound	Sig	RT (min.)	Exp RT (min.)	Dlt RT (min.)	Q	Response	Cal Amt ug/l	OnCol Amt ug/l	Flags
* 1 Fluorobenzene	96	6.211	6.211	0.000	100	37695	0.5000	0.5000	
* 2 1,4-Dioxane-d8	64	7.049	7.049	0.000	98	748	10.0	10.0	
* 3 Chlorobenzene-d5	82	9.275	9.275	0.000	100	11127	0.5000	0.5000	
$ 4 1,2-Dichloroethane-d4 (Sur	65	5.867	5.867	0.000	78	6820	0.5003	0.5526	
$ 5 4-Bromofluorobenzene	95	10.205	10.205	0.000	100	7341	0.5002	0.5726	

Reagents:

SimissurNEW_00006 Amount Added: 2.00 Units: uL Run Reagent

Report Date: 09-May-2017 08:40:46 Chrom Revision: 2.2 18-Apr-2017 07:43:58

TestAmerica Edison

Data File: \\ChromNA\Edison\ChromData\CVOAMS4\20170508-54873.b\D36353.D

Injection Date:	08-May-2017 22:55:30	Instrument ID:	CVOAMS4	Operator ID:	
Lims ID:	MB			Worklist Smp#:	7
Client ID:					
Purge Vol:	5.000 mL	Dil. Factor:	1.0000	ALS Bottle#:	6
Method:	8260SIM_4	Limit Group:	VOA - 8260C Water and Solid		

Column: Rtx-624 (0.25 mm)

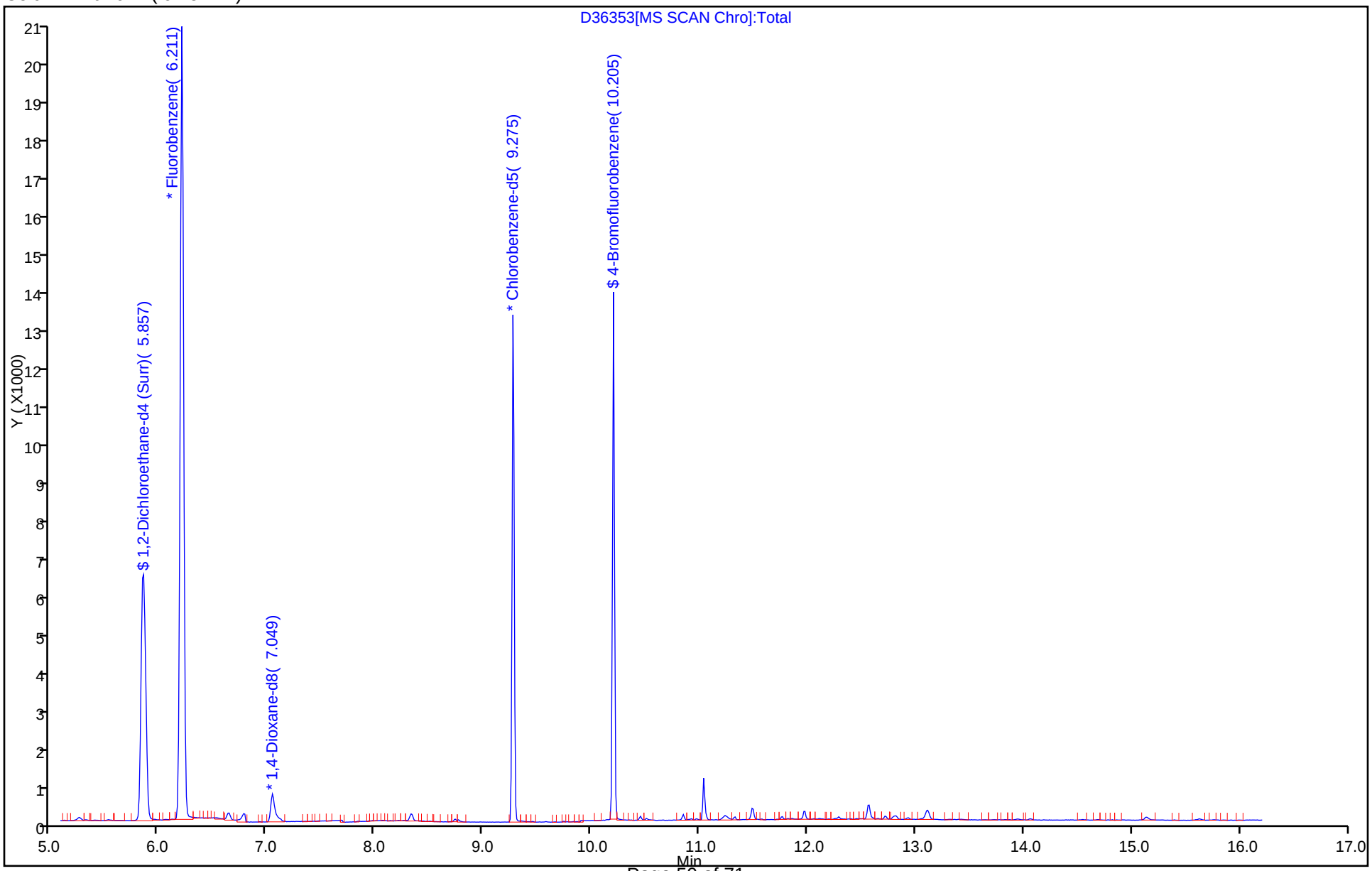

FORM I
GC/MS VOA ORGANICS ANALYSIS DATA SHEET

Lab Name: TestAmerica Edison Job No.: 460-132741-1

SDG No.:

Client Sample ID: Lab Sample ID: LCS 460-435814/3

Matrix: Water Lab File ID: D36349.D

Analysis Method: 8260C SIM Date Collected:

Sample wt/vol: 10(mL) Date Analyzed: 05/08/2017 21:20

Soil Aliquot Vol: Dilution Factor: 1

Soil Extract Vol.: GC Column: Rtx-624 ID: 0.25(mm)

% Moisture: Level: (low/med) Low

Analysis Batch No.: 435814 Units: ug/L

CAS NO.	COMPOUND NAME	RESULT	Q	RL	MDL
123-91-1	1,4-Dioxane	6.02		0.40	0.20

CAS NO.	SURROGATE	%REC	Q	LIMITS
17060-07-0	1,2-Dichloroethane-d4 (Surr)	109		70-130
460-00-4	4-Bromofluorobenzene	114		70-130

TestAmerica Edison
Target Compound Quantitation Report

Data File: \\ChromNA\Edison\ChromData\CVOAMS4\20170508-54873.b\D36349.D
Lims ID: LCS
Client ID:
Sample Type: LCS
Inject. Date: 08-May-2017 21:20:30 ALS Bottle#: 2 Worklist Smp#: 3
Purge Vol: 5.000 mL Dil. Factor: 1.0000
Sample Info: LCS
Misc. Info.: 460-0054873-003
Operator ID: Instrument ID: CVOAMS4

Method: \\ChromNA\Edison\ChromData\CVOAMS4\20170508-54873.b\8260SIM_4.m
Limit Group: VOA - 8260C Water and Solid
Last Update: 09-May-2017 08:40:42 Calib Date: 06-May-2017 20:43:30
Integrator: RTE ID Type: RT Order ID
Quant Method: Internal Standard Quant By: Initial Calibration
Last ICal File: \\ChromNA\Edison\ChromData\CVOAMS4\20170506-54786.b\D36242.D

Column 1 : Rtx-624 (0.25 mm) Det: MS SCAN
Process Host: XAWRK011

First Level Reviewer: boykink Date: 09-May-2017 00:57:13

Compound	Sig	RT (min.)	Exp RT (min.)	Dlt RT (min.)	Q	Response	Cal Amt ug/l	OnCol Amt ug/l	Flags
* 1 Fluorobenzene	96	6.211	6.211	0.000	100	37262	0.5000	0.5000	
* 2 1,4-Dioxane-d8	64	7.049	7.049	0.000	99	803	10.0	10.0	
* 3 Chlorobenzene-d5	82	9.275	9.275	0.000	100	10815	0.5000	0.5000	
$ 4 1,2-Dichloroethane-d4 (Sur	65	5.868	5.867	0.001	69	6675	0.5003	0.5471	
$ 5 4-Bromofluorobenzene	95	10.205	10.205	0.000	100	7135	0.5002	0.5726	
7 1,4-Dioxane	88	7.110	7.110	0.000	100	545	5.00	6.02	
8 Ethylene Dibromide	107	8.917	8.917	0.000	94	366	0.0500	0.0580	
9 1,2,3-Trichloropropane	75	10.372	10.372	0.000	100	410	0.0500	0.0578	
10 1,2-Dibromo-3-Chloropropan	157	11.945	11.945	0.000	81	91	0.0500	0.0573	

Reagents:

VMMIX1SIM_00097 Amount Added: 1.00 Units: uL
SIMDIOX50_00008 Amount Added: 20.00 Units: uL
SimissurNEW_00006 Amount Added: 2.00 Units: uL Run Reagent

Report Date: 09-May-2017 08:40:44 Chrom Revision: 2.2 18-Apr-2017 07:43:58

TestAmerica Edison

Data File: \\ChromNA\Edison\ChromData\CVOAMS4\20170508-54873.b\D36349.D

Injection Date:	08-May-2017 21:20:30	Instrument ID:	CVOAMS4	Operator ID:	
Lims ID:	LCS			Worklist Smp#:	3
Client ID:					
Purge Vol:	5.000 mL	Dil. Factor:	1.0000	ALS Bottle#:	2
Method:	8260SIM_4	Limit Group:	VOA - 8260C Water and Solid		

Column: Rtx-624 (0.25 mm)

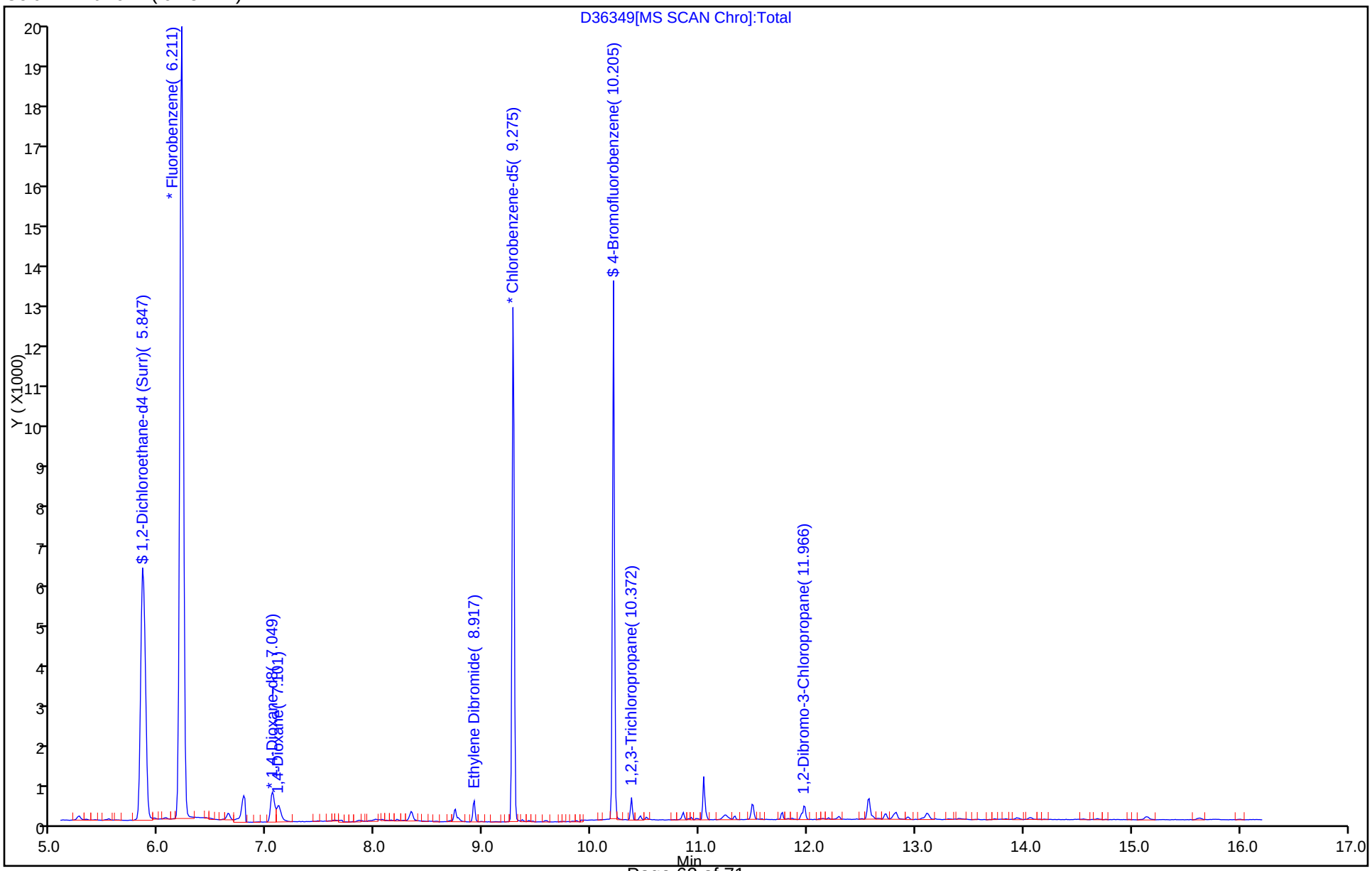

FORM I
GC/MS VOA ORGANICS ANALYSIS DATA SHEET

Lab Name: TestAmerica Edison Job No.: 460-132741-1

SDG No.:

Client Sample ID: Lab Sample ID: LCSD 460-435814/4

Matrix: Water Lab File ID: D36350.D

Analysis Method: 8260C SIM Date Collected:

Sample wt/vol: 10(mL) Date Analyzed: 05/08/2017 21:44

Soil Aliquot Vol: Dilution Factor: 1

Soil Extract Vol.: GC Column: Rtx-624 ID: 0.25(mm)

% Moisture: Level: (low/med) Low

Analysis Batch No.: 435814 Units: ug/L

CAS NO.	COMPOUND NAME	RESULT	Q	RL	MDL
123-91-1	1,4-Dioxane	6.14		0.40	0.20

CAS NO.	SURROGATE	%REC	Q	LIMITS
17060-07-0	1,2-Dichloroethane-d4 (Surr)	111		70-130
460-00-4	4-Bromofluorobenzene	114		70-130

TestAmerica Edison
Target Compound Quantitation Report

Data File: \\ChromNA\Edison\ChromData\CVOAMS4\20170508-54873.b\D36350.D
Lims ID: LCSD
Client ID:
Sample Type: LCSD
Inject. Date: 08-May-2017 21:44:30 ALS Bottle#: 3 Worklist Smp#: 4
Purge Vol: 5.000 mL Dil. Factor: 1.0000
Sample Info: LCSD
Misc. Info.: 460-0054873-004
Operator ID: Instrument ID: CVOAMS4

Method: \\ChromNA\Edison\ChromData\CVOAMS4\20170508-54873.b\8260SIM_4.m
Limit Group: VOA - 8260C Water and Solid
Last Update: 09-May-2017 08:40:44 Calib Date: 06-May-2017 20:43:30
Integrator: RTE ID Type: RT Order ID
Quant Method: Internal Standard Quant By: Initial Calibration
Last ICal File: \\ChromNA\Edison\ChromData\CVOAMS4\20170506-54786.b\D36242.D

Column 1 : Rtx-624 (0.25 mm) Det: MS SCAN
Process Host: XAWRK011

First Level Reviewer: boykink Date: 09-May-2017 00:57:58

Compound	Sig	RT (min.)	Exp RT (min.)	Dlt RT (min.)	Q	Response	Cal Amt ug/l	OnCol Amt ug/l	Flags
* 1 Fluorobenzene	96	6.211	6.211	0.000	100	37362	0.5000	0.5000	
* 2 1,4-Dioxane-d8	64	7.048	7.048	0.000	98	752	10.0	10.0	
* 3 Chlorobenzene-d5	82	9.274	9.274	0.000	100	10951	0.5000	0.5000	
$ 4 1,2-Dichloroethane-d4 (Sur	65	5.867	5.867	0.000	76	6776	0.5003	0.5539	
$ 5 4-Bromofluorobenzene	95	10.205	10.205	0.000	98	7183	0.5002	0.5692	
7 1,4-Dioxane	88	7.109	7.109	0.000	96	521	5.00	6.14	
8 Ethylene Dibromide	107	8.916	8.916	0.000	99	350	0.0500	0.0548	
9 1,2,3-Trichloropropane	75	10.372	10.372	0.000	100	403	0.0500	0.0561	
10 1,2-Dibromo-3-Chloropropan	157	11.945	11.945	0.000	83	97	0.0500	0.0603	

Reagents:

VMMIX1SIM_00097 Amount Added: 1.00 Units: uL
SIMDIOX50_00008 Amount Added: 20.00 Units: uL
SimissurNEW_00006 Amount Added: 2.00 Units: uL Run Reagent

Report Date: 09-May-2017 08:40:45 Chrom Revision: 2.2 18-Apr-2017 07:43:58

TestAmerica Edison

Data File: \\ChromNA\Edison\ChromData\CVOAMS4\20170508-54873.b\D36350.D

Injection Date:	08-May-2017 21:44:30	Instrument ID:	CVOAMS4	Operator ID:	
Lims ID:	LCSD			Worklist Smp#:	4
Client ID:					
Purge Vol:	5.000 mL	Dil. Factor:	1.0000	ALS Bottle#:	3
Method:	8260SIM_4	Limit Group:	VOA - 8260C Water and Solid		

Column: Rtx-624 (0.25 mm)

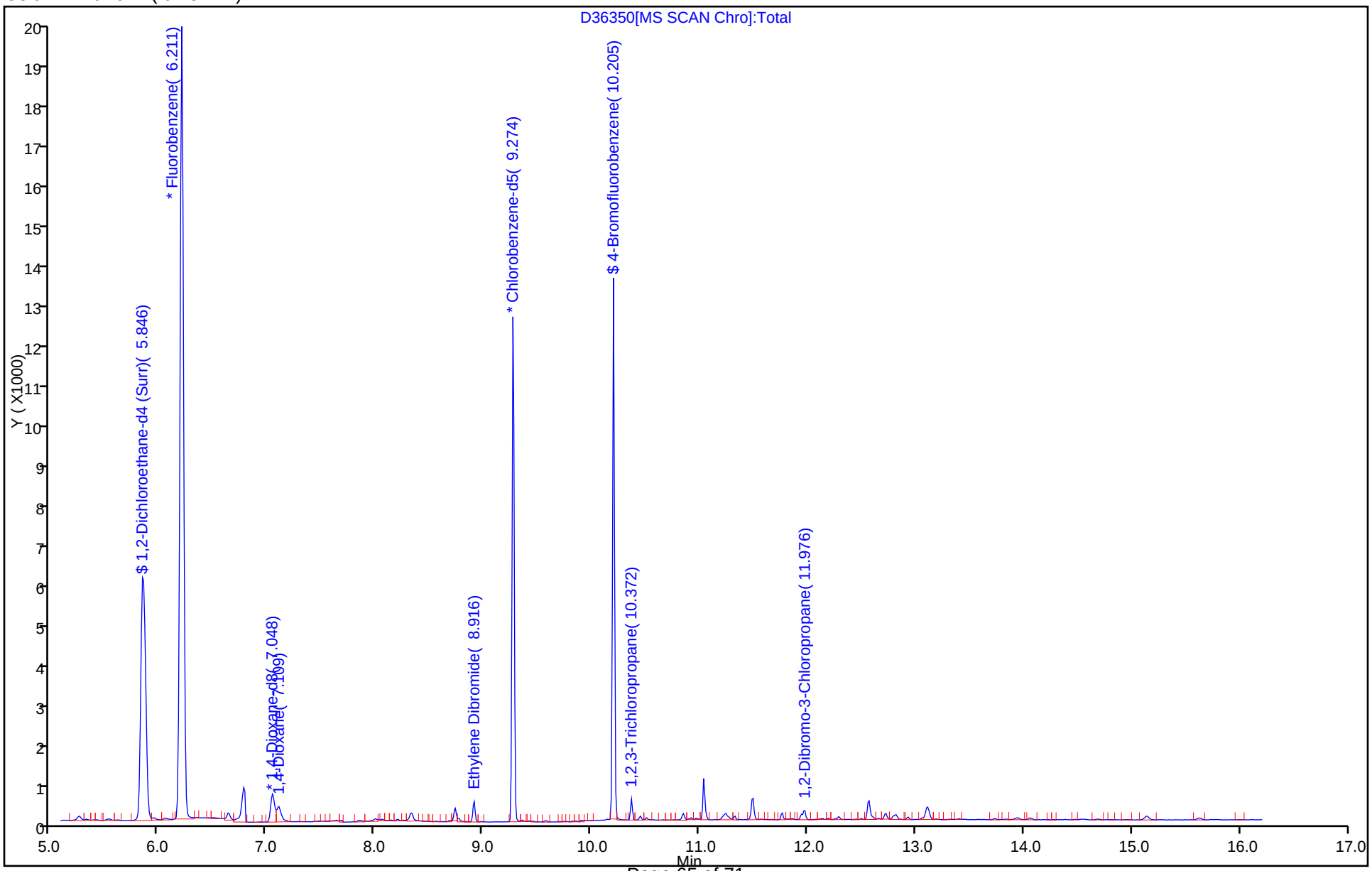

GC/MS VOA ANALYSIS RUN LOG

Lab Name: TestAmerica Edison Job No.: 460-132741-1

SDG No.:

Instrument ID: CVOAMS4 Start Date: 05/06/2017 17:29

Analysis Batch Number: 435468 End Date: 05/07/2017 03:48

LAB SAMPLE ID	CLIENT SAMPLE ID	DATE ANALYZED	DILUTION FACTOR	LAB FILE ID	COLUMN ID
BFB 460-435468/1		05/06/2017 17:29	1	D36234.D	Rtx-624 0.25(mm)
STD04 460-435468/2 IC		05/06/2017 17:58	1	D36235.D	Rtx-624 0.25(mm)
STD1 460-435468/3 IC		05/06/2017 18:21	1	D36236.D	Rtx-624 0.25(mm)
STD5 460-435468/4 ICIS		05/06/2017 18:45	1	D36237.D	Rtx-624 0.25(mm)
STD10 460-435468/5 IC		05/06/2017 19:08	1	D36238.D	Rtx-624 0.25(mm)
STD20 460-435468/6 IC		05/06/2017 19:32	1	D36239.D	Rtx-624 0.25(mm)
STD30 460-435468/7 IC		05/06/2017 19:56	1	D36240.D	Rtx-624 0.25(mm)
STD40 460-435468/8 IC		05/06/2017 20:20	1	D36241.D	Rtx-624 0.25(mm)
STD50 460-435468/9 IC		05/06/2017 20:43	1	D36242.D	Rtx-624 0.25(mm)
ICV 460-435468/12		05/06/2017 21:54	1		Rtx-624 0.25(mm)
ZZZZZ		05/06/2017 22:18	1		Rtx-624 0.25(mm)
ZZZZZ		05/06/2017 22:41	1		Rtx-624 0.25(mm)
ZZZZZ		05/06/2017 23:52	1		Rtx-624 0.25(mm)
ZZZZZ		05/07/2017 00:15	1		Rtx-624 0.25(mm)
ZZZZZ		05/07/2017 01:03	1		Rtx-624 0.25(mm)
ZZZZZ		05/07/2017 01:26	1		Rtx-624 0.25(mm)
ZZZZZ		05/07/2017 01:50	1		Rtx-624 0.25(mm)
ZZZZZ		05/07/2017 02:13	1		Rtx-624 0.25(mm)
ZZZZZ		05/07/2017 02:37	1		Rtx-624 0.25(mm)
ZZZZZ		05/07/2017 03:00	1		Rtx-624 0.25(mm)
ZZZZZ		05/07/2017 03:24	1		Rtx-624 0.25(mm)
ZZZZZ		05/07/2017 03:48	1		Rtx-624 0.25(mm)

GC/MS VOA ANALYSIS RUN LOG

Lab Name: TestAmerica Edison Job No.: 460-132741-1

SDG No.:

Instrument ID: CVOAMS4 Start Date: 05/08/2017 20:33

Analysis Batch Number: 435814 End Date: 05/09/2017 07:37

LAB SAMPLE ID	CLIENT SAMPLE ID	DATE ANALYZED	DILUTION FACTOR	LAB FILE ID	COLUMN ID
BFB 460-435814/1		05/08/2017 20:33	1	D36347.D	Rtx-624 0.25(mm)
CCVIS 460-435814/2		05/08/2017 20:56	1	D36348.D	Rtx-624 0.25(mm)
LCS 460-435814/3		05/08/2017 21:20	1	D36349.D	Rtx-624 0.25(mm)
LCSD 460-435814/4		05/08/2017 21:44	1	D36350.D	Rtx-624 0.25(mm)
MB 460-435814/7		05/08/2017 22:55	1	D36353.D	Rtx-624 0.25(mm)
ZZZZZ		05/08/2017 23:19	1		Rtx-624 0.25(mm)
ZZZZZ		05/08/2017 23:43	1		Rtx-624 0.25(mm)
ZZZZZ		05/09/2017 00:07	1		Rtx-624 0.25(mm)
ZZZZZ		05/09/2017 00:31	1		Rtx-624 0.25(mm)
ZZZZZ		05/09/2017 00:55	1		Rtx-624 0.25(mm)
ZZZZZ		05/09/2017 01:19	1		Rtx-624 0.25(mm)
ZZZZZ		05/09/2017 01:43	1		Rtx-624 0.25(mm)
ZZZZZ		05/09/2017 02:06	1		Rtx-624 0.25(mm)
ZZZZZ		05/09/2017 02:29	1		Rtx-624 0.25(mm)
ZZZZZ		05/09/2017 02:52	1		Rtx-624 0.25(mm)
ZZZZZ		05/09/2017 03:40	1		Rtx-624 0.25(mm)
460-132741-2		05/09/2017 04:03	1	D36366.D	Rtx-624 0.25(mm)
460-132741-1		05/09/2017 04:27	1	D36367.D	Rtx-624 0.25(mm)
ZZZZZ		05/09/2017 04:51	1		Rtx-624 0.25(mm)
ZZZZZ		05/09/2017 05:14	1		Rtx-624 0.25(mm)
ZZZZZ		05/09/2017 05:38	1		Rtx-624 0.25(mm)
ZZZZZ		05/09/2017 06:02	1		Rtx-624 0.25(mm)
ZZZZZ		05/09/2017 06:49	1		Rtx-624 0.25(mm)
ZZZZZ		05/09/2017 07:13	1		Rtx-624 0.25(mm)
ZZZZZ		05/09/2017 07:37	10		Rtx-624 0.25(mm)

Shipping and Receiving Documents

777 New Durham Road
Edison, New Jersey 08817
Phone: (732) 549-3900 Fax: (732) 549-3679

TestAmerica
THE LEADER IN ENVIRONMENTAL TESTING

CHAIN OF CUSTODY / ANALYSIS REQUEST

Page 1 of 1

Name (for report and invoice) Steve Feldmann	Samplers Name (Printed) D. Brockerhoff, P. Merta	Site/Project Identification Lockheed N. Plainfield
Company TetraTech	P. O. # 117-0507.641	State (Location of site): NJ: [X] NY: [ ] Other:
		Regulatory Program: NJGWQS DKQP: [X]
Address 295 Route 22E, Suite 104E	Analysis Turnaround Time: Standard [X]	ANALYSIS REQUESTED (ENTER "X: BELOW TO INDICATE REQUEST)
City Whitehouse Station State NJ 08889	Rush Charges Authorized For: 2 Week [ ] 1 Week [ ] Other [ ]	460-132741 Chain of Custody
Phone 908-534-2303 Fax		LAB USE ONLY Project No: Job No: 132741

Sample Identification	Date	Time	Matrix	No. of. Cont.	1,4-DIOXANE (8260C SIM)										Sample Numbers
TB-050217	5/2/17	–	GW	2	X										1
MODTB-050217	5/2/17	17:45	GW	3	X										2

Preservation Used: 1 = ICE, 2 = HCl, 3 = H_2SO_4, 4 = HNO_3, 5 = NaOH
6 = Other _____, 7 = Other _____

Soil:
Water: 1, 2

Special Instructions Reporting limits must meet NJDEP GWQS

Water Metals Filtered (Yes/No)? _____

Relinquished by	Company	Date / Time	Received by	Company
Priscilla Merta	TetraTech	5/3/17 10:40	1) Lusha Smith	TA
2) Lusha Smith	TA	5/3/17 1415	2) [signature]	[signature]
3)			3)	
4)			4)	

Laboratory Certifications: New Jersey (12028), New York (11452), Pennsylvania (68-522), Connecticut (PH-0200), Rhode Island (132).

TAL - 0016 (0715)

Massachusetts (M-NJ312), North Carolina (No. 578) CS #949448 IR #8 2.4°C

TestAmerica Edison
Receipt Temperature and pH Log

Job Number: 13274

Number of Coolers: 1 IR Gun # 8

Cooler Temperatures

	RAW	CORRECTED		RAW	CORRECTED		RAW	CORRECTED
Cooler #1:	2.4 °C	2.4 °C	Cooler #4:	°C	°C	Cooler #7:	°C	°C
Cooler #2:	°C	°C	Cooler #5:	°C	°C	Cooler #8:	°C	°C
Cooler #3:	°C	°C	Cooler #6:	°C	°C	Cooler #9:	°C	°C

TALS Sample Number	Ammonia (pH<2)	COD (pH<2)	Nitrate Nitrite (pH<2)	Metals* (pH<2)	Hardness (pH<2)	Pest (pH 5-9)	EPH or QAM (pH<2)	Phenols (pH<2)	Sulfide (pH>9)	TKN (pH<2)	TOC (pH<2)	Total Cyanide (pH>12)	Total Phos (pH<2)	Other	Other

If pH adjustments are required record the information below:

Sample No(s). adjusted: _____

Preservative Name/Conc.: _____ Volume of Preservative used (ml): _____

Lot # of Preservative(s): _____ Expiration Date: _____

The appropriate Project Manager and Department Manager should be notified about the samples which were pH adjusted.

** Samples for Metal analysis which are out of compliance must be acidified at least 24 hours prior to analysis.*

Initials: LS Date: 5/3/17

Login Sample Receipt Checklist

Client: Tetra Tech GEO

Job Number: 460-132741-1

Login Number: 132741
List Number: 1
Creator: Rivera, Kenneth

List Source: TestAmerica Edison

Question	Answer	Comment
Radioactivity wasn't checked or is </= background as measured by a survey meter.	N/A	
The cooler's custody seal, if present, is intact.	True	949448
Sample custody seals, if present, are intact.	N/A	
The cooler or samples do not appear to have been compromised or tampered with.	True	
Samples were received on ice.	True	
Cooler Temperature is acceptable.	True	
Cooler Temperature is recorded.	True	2.4°C, IR #8
COC is present.	True	
COC is filled out in ink and legible.	True	
COC is filled out with all pertinent information.	True	
Is the Field Sampler's name present on COC?	True	
There are no discrepancies between the containers received and the COC.	True	
Samples are received within Holding Time (excluding tests with immediate HTs)	True	
Sample containers have legible labels.	True	
Containers are not broken or leaking.	True	
Sample collection date/times are provided.	True	
Appropriate sample containers are used.	True	
Sample bottles are completely filled.	True	
Sample Preservation Verified.	True	
There is sufficient vol. for all requested analyses, incl. any requested MS/MSDs	True	
Containers requiring zero headspace have no headspace or bubble is <6mm (1/4").	True	
Multiphasic samples are not present.	True	
Samples do not require splitting or compositing.	True	
Residual Chlorine Checked.	N/A	No analysis requiring residual chlorine check assigned.

ANALYTICAL REPORT

Job Number: 460-133545-1

Job Description: Lockheed North Plainfield

For:
Tetra Tech GEO
One Salem Square
295 Route 22 East
Suite 104E
Whitehouse Station, NJ 08889

Attention: Mr. Steve Feldmann

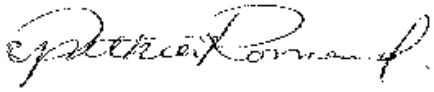

Approved for release.
Cynthia V Romero
Project Management Assistant I
5/24/2017 9:46 AM

Designee for
Marie A Meidhof, Project Manager II
777 New Durham Road, Edison, NJ, 08817
marie.meidhof@testamericainc.com
05/24/2017

The test results in this report meet all NELAP requirements unless specified within the case narrative. Pursuant to NELAP, this report may not be reproduced, except in full, without the written approval of the laboratory. All questions regarding this report should be directed to the TestAmerica Edison Project Manager.

TestAmerica Edison Certifications and Approvals: Connecticut: CTDOH #PH-0200, New Jersey: NJDEP (NELAP) #12028, New York: NYDOH (NELAP) #11452, NYDOH (ELAP) #11452, Pennsylvania: PADEP (NELAP) 68-00522 and Rhode Island: RIDOH LAO00132

Table of Contents

Cover Title Page 1

Data Summaries 4

Report Narrative 4

Sample Summary 6

Detection Summary 7

Method Summary 9

Client Sample Results 10

Surrogate Summary 15

QC Sample Results 16

Definitions 18

QC Association 19

Chronicle 20

Certification Summary 24

Organic Sample Data 25

GC/MS VOA 25

8260C_SIM_DKQP 25

8260C_SIM_DKQP QC Summary 26

8260C_SIM_DKQP Sample Data 43

Standards Data 111

8260C_SIM_DKQP ICAL Data 111

8260C_SIM_DKQP CCAL Data 129

Raw QC Data 138

8260C_SIM_DKQP Tune Data 138

8260C_SIM_DKQP Blank Data 151

8260C_SIM_DKQP LCS/LCSD Data 160

8260C_SIM_DKQP Run Logs 178

Table of Contents

Shipping and Receiving Documents 182
Client Chain of Custody 183
Sample Receipt Checklist 187

CASE NARRATIVE

Client: Tetra Tech GEO

Project: Lockheed North Plainfield

Report Number: 460-133545-1

This case narrative is in the form of an exception report, where only the anomalies related to this report, method specific performance and/or QA/QC issues are discussed. If there are no issues to report, this narrative will include a statement that documents that there are no relevant data issues.

It should be noted that samples with elevated Reporting Limits (RLs) as a result of a dilution may not be able to satisfy customer reporting limits in some cases. Such increases in the RLs are unavoidable but acceptable consequence of sample dilution that enables quantification of target analytes or interferences which exceed the calibration range of the instrument.

Calculations are performed before rounding to avoid round-off errors in calculated results.

All holding times were met and proper preservation noted for the methods performed on these samples, unless otherwise detailed in the individual sections below.

RECEIPT
The samples were received on 5/16/2017 3:10 PM; the samples arrived in good condition, properly preserved and, where required, on ice. The temperature of the cooler at receipt was 3.7º C.

Receipt Exceptions
The Chain-of-Custody (COC) was incomplete as received and/or improperly completed. Received 2 TB vials, not 3 as recorded on the COC. One vial with sample date of 5/15/17 not 5/16/17 as recorded on the COC. Client confirmed that all samples were collected on 5/16/2017.

Per laboratory policy, the Trip Blank sample date/time was changed to reflect the latest sample date/time of the sampling event.

Sample time on vials for sample #5 (MW-505I) is 10:15 not 10:20 as recorded on the COC. The time on the COC was used per client email.

Note: All samples which require thermal preservation are considered acceptable if the arrival temperature is within 2C of the required temperature or method specified range. For samples with a specified temperature of 4C, samples with a temperature ranging from just above freezing temperature of water to 6C shall be acceptable. Samples that are hand delivered immediately following collection may not meet these criteria, however they will be deemed acceptable according to NELAC standards, if there is evidence that the chilling process has begun, such as arrival on ice, etc.

VOLATILE ORGANIC COMPOUNDS (GC-MS) DKQP
Samples TB-051617 (460-133545-1), MW-1I (460-133545-2), MW-2I (460-133545-3), MW-505S (460-133545-4), MW-505I (460-133545-5), MW-531I (460-133545-6), MW-532S (460-133545-7), MW-532D (460-133545-8), MW-544S (460-133545-9), MW-544I (460-133545-10), MW-545S (460-133545-11), MW-545I (460-133545-12), MW-546S (460-133545-13), MW-546I (460-133545-14), MW-547I (460-133545-15), MW-547D (460-133545-16), MW-549I (460-133545-17), PZ-522I (460-133545-18), PZ-524S (460-133545-19), PZ-524I (460-133545-20), DUP-01 (460-133545-21) and DUP-02 (460-133545-22) were analyzed for volatile organic compounds (GC-MS) DKQP in accordance with EPA SW-846 Method 8260C SIM DKQP. The samples were analyzed on 05/18/2017, 05/19/2017 and 05/20/2017.

No difficulties were encountered during the volatiles analysis.

All quality control parameters were within the acceptance limits.

DATA OF KNOWN QUALITY CONFORMANCE/NON-CONFORMANCE SUMMARY QUESTIONNAIRE

Laboratory Name: TestAmerica Edison

Client: Tetra Tech GEO

Project Location: Lockheed North Plainfield

Project Number: 460-133545-1

Laboratory Sample ID(s): 460-133545-1, 460-133545-2, 460-133545-3, 460-133545-4, 460-133545-5, 460-133545-6, 460-133545-7, 460-133545-8, 460-133545-9, 460-133545-10, 460-133545-11, 460-133545-12, 460-133545-13, 460-133545-14, 460-133545-15, 460-133545-16, 460-133545-17, 460-133545-18, 460-133545-19, 460-133545-20, 460-133545-21, 460-133545-22

Sampling Date(s): 05/16/2017

List DKQP Methods Used: 8260C SIM

1	For each analytical method referenced in this laboratory report package, were all specified QA/QC performance criteria followed, including the requirement to explain any criteria falling outside of acceptable guidelines, as specified in the NJDEP Data of Known Quality performance standards?	☑Yes ☐No
1A	Were the method specified handling, preservation, and holding time requirements met?	☐Yes ☐No ☑ See case narrative
1B	*EPH Method:* Was the EPH method conducted without significant modifications? (see Section 11.3 of respective DKQ methods)	☐Yes ☐No ☑N/A
2	Were all samples received by the laboratory in a condition consistent with that described on the associated chain-of-custody documents(s)?	☐Yes ☐No ☑ See case narrative
3	Were samples received at an appropriate temperature (4±2° C)?	☑Yes ☐No ☐N/A
4	Were all QA/QC performance criteria specified in the NJDEP DKQP standards achieved?	☑Yes ☐No
5	a) Were reporting limits specified or referenced on the chain-of-custody or communicated to the laboratory prior to sample receipt?	☐Yes ☐No ☑ See case narrative
	b) Were these reporting limits met?	☐Yes ☐No ☐N/A ☑ See case narrative
6	For each analytical method referenced in this laboratory report package, were results reported for all constituents identified in the method-specific analyte lists presented in the DKQP documents and/or site-specific QAPP?	☑Yes ☐No
7	Are project-specific matrix spike and/or laboratory duplicates included in this data set?	☐Yes ☑No

Notes: For all questions to which the response was "No" (with the exception of question #7), additional information should be provided in an attached narrative. If the answer to question #1, #1A, or #1B is "No", the data package does not meet requirements for "Data of Known Quality."

Sample Summary

Client: Tetra Tech GEO
Project/Site: Lockheed North Plainfield

TestAmerica Job ID: 460-133545-1

Lab Sample ID	Client Sample ID	Matrix	Collected	Received
460-133545-1	TB-051617	Water	05/16/17 11:25	05/16/17 15:10
460-133545-2	MW-1I	Water	05/16/17 11:25	05/16/17 15:10
460-133545-3	MW-2I	Water	05/16/17 08:20	05/16/17 15:10
460-133545-4	MW-505S	Water	05/16/17 10:15	05/16/17 15:10
460-133545-5	MW-505I	Water	05/16/17 10:20	05/16/17 15:10
460-133545-6	MW-531I	Water	05/16/17 08:00	05/16/17 15:10
460-133545-7	MW-532S	Water	05/16/17 07:45	05/16/17 15:10
460-133545-8	MW-532D	Water	05/16/17 07:40	05/16/17 15:10
460-133545-9	MW-544S	Water	05/16/17 11:00	05/16/17 15:10
460-133545-10	MW-544I	Water	05/16/17 11:05	05/16/17 15:10
460-133545-11	MW-545S	Water	05/16/17 08:50	05/16/17 15:10
460-133545-12	MW-545I	Water	05/16/17 08:55	05/16/17 15:10
460-133545-13	MW-546S	Water	05/16/17 10:40	05/16/17 15:10
460-133545-14	MW-546I	Water	05/16/17 10:45	05/16/17 15:10
460-133545-15	MW-547I	Water	05/16/17 09:45	05/16/17 15:10
460-133545-16	MW-547D	Water	05/16/17 09:50	05/16/17 15:10
460-133545-17	MW-549I	Water	05/16/17 07:25	05/16/17 15:10
460-133545-18	PZ-522I	Water	05/16/17 09:30	05/16/17 15:10
460-133545-19	PZ-524S	Water	05/16/17 09:05	05/16/17 15:10
460-133545-20	PZ-524I	Water	05/16/17 09:10	05/16/17 15:10
460-133545-21	DUP-01	Water	05/16/17 00:00	05/16/17 15:10
460-133545-22	DUP-02	Water	05/16/17 00:00	05/16/17 15:10

Detection Summary

Client: Tetra Tech GEO
Project/Site: Lockheed North Plainfield

TestAmerica Job ID: 460-133545-1

Client Sample ID: TB-051617 — **Lab Sample ID: 460-133545-1**

No Detections.

Client Sample ID: MW-1I — **Lab Sample ID: 460-133545-2**

No Detections.

Client Sample ID: MW-2I — **Lab Sample ID: 460-133545-3**

No Detections.

Client Sample ID: MW-505S — **Lab Sample ID: 460-133545-4**

No Detections.

Client Sample ID: MW-505I — **Lab Sample ID: 460-133545-5**

No Detections.

Client Sample ID: MW-531I — **Lab Sample ID: 460-133545-6**

No Detections.

Client Sample ID: MW-532S — **Lab Sample ID: 460-133545-7**

No Detections.

Client Sample ID: MW-532D — **Lab Sample ID: 460-133545-8**

No Detections.

Client Sample ID: MW-544S — **Lab Sample ID: 460-133545-9**

No Detections.

Client Sample ID: MW-544I — **Lab Sample ID: 460-133545-10**

No Detections.

Client Sample ID: MW-545S — **Lab Sample ID: 460-133545-11**

No Detections.

Client Sample ID: MW-545I — **Lab Sample ID: 460-133545-12**

No Detections.

Client Sample ID: MW-546S — **Lab Sample ID: 460-133545-13**

No Detections.

Client Sample ID: MW-546I — **Lab Sample ID: 460-133545-14**

No Detections.

This Detection Summary does not include radiochemical test results.

Detection Summary

Client: Tetra Tech GEO
Project/Site: Lockheed North Plainfield

TestAmerica Job ID: 460-133545-1

Client Sample ID: MW-547I — Lab Sample ID: 460-133545-15

No Detections.

Client Sample ID: MW-547D — Lab Sample ID: 460-133545-16

No Detections.

Client Sample ID: MW-549I — Lab Sample ID: 460-133545-17

No Detections.

Client Sample ID: PZ-522I — Lab Sample ID: 460-133545-18

Analyte	Result	Qualifier	RL	MDL	Unit	Dil Fac	D	Method	Prep Type
1,4-Dioxane	3.3		0.40	0.20	ug/L	1		8260C SIM	Total/NA

Client Sample ID: PZ-524S — Lab Sample ID: 460-133545-19

No Detections.

Client Sample ID: PZ-524I — Lab Sample ID: 460-133545-20

No Detections.

Client Sample ID: DUP-01 — Lab Sample ID: 460-133545-21

No Detections.

Client Sample ID: DUP-02 — Lab Sample ID: 460-133545-22

Analyte	Result	Qualifier	RL	MDL	Unit	Dil Fac	D	Method	Prep Type
1,4-Dioxane	3.4		0.40	0.20	ug/L	1		8260C SIM	Total/NA

This Detection Summary does not include radiochemical test results.

Method Summary

Client: Tetra Tech GEO
Project/Site: Lockheed North Plainfield

TestAmerica Job ID: 460-133545-1

Method	Method Description	Protocol	Laboratory
8260C SIM	Volatile Organic Compounds (GC/MS)	SW846	TAL EDI

Protocol References:

SW846 = "Test Methods For Evaluating Solid Waste, Physical/Chemical Methods", Third Edition, November 1986 And Its Updates.

Laboratory References:

TAL EDI = TestAmerica Edison, 777 New Durham Road, Edison, NJ 08817, TEL (732)549-3900

Client Sample ID: TB-051617
Date Collected: 05/16/17 11:25
Date Received: 05/16/17 15:10

Lab Sample ID: 460-133545-1
Matrix: Water

Method: 8260C SIM - Volatile Organic Compounds (GC/MS)

Analyte	Result	Qualifier	RL	MDL	Unit	D	Prepared	Analyzed	Dil Fac
1,4-Dioxane	0.20	U	0.40	0.20	ug/L			05/18/17 21:52	1

Surrogate	*%Recovery*	*Qualifier*	*Limits*	*Prepared*	*Analyzed*	*Dil Fac*
1,2-Dichloroethane-d4 (Surr)	*88*		*70 - 130*		*05/18/17 21:52*	*1*
4-Bromofluorobenzene	*109*		*70 - 130*		*05/18/17 21:52*	*1*

Client Sample ID: MW-1I
Date Collected: 05/16/17 11:25
Date Received: 05/16/17 15:10

Lab Sample ID: 460-133545-2
Matrix: Water

Method: 8260C SIM - Volatile Organic Compounds (GC/MS)

Analyte	Result	Qualifier	RL	MDL	Unit	D	Prepared	Analyzed	Dil Fac
1,4-Dioxane	0.20	U	0.40	0.20	ug/L			05/19/17 00:31	1

Surrogate	*%Recovery*	*Qualifier*	*Limits*	*Prepared*	*Analyzed*	*Dil Fac*
1,2-Dichloroethane-d4 (Surr)	*92*		*70 - 130*		*05/19/17 00:31*	*1*
4-Bromofluorobenzene	*126*		*70 - 130*		*05/19/17 00:31*	*1*

Client Sample ID: MW-2I
Date Collected: 05/16/17 08:20
Date Received: 05/16/17 15:10

Lab Sample ID: 460-133545-3
Matrix: Water

Method: 8260C SIM - Volatile Organic Compounds (GC/MS)

Analyte	Result	Qualifier	RL	MDL	Unit	D	Prepared	Analyzed	Dil Fac
1,4-Dioxane	0.20	U	0.40	0.20	ug/L			05/19/17 00:54	1

Surrogate	*%Recovery*	*Qualifier*	*Limits*	*Prepared*	*Analyzed*	*Dil Fac*
1,2-Dichloroethane-d4 (Surr)	*82*		*70 - 130*		*05/19/17 00:54*	*1*
4-Bromofluorobenzene	*125*		*70 - 130*		*05/19/17 00:54*	*1*

Client Sample ID: MW-505S
Date Collected: 05/16/17 10:15
Date Received: 05/16/17 15:10

Lab Sample ID: 460-133545-4
Matrix: Water

Method: 8260C SIM - Volatile Organic Compounds (GC/MS)

Analyte	Result	Qualifier	RL	MDL	Unit	D	Prepared	Analyzed	Dil Fac
1,4-Dioxane	0.20	U	0.40	0.20	ug/L			05/19/17 01:16	1

Surrogate	*%Recovery*	*Qualifier*	*Limits*	*Prepared*	*Analyzed*	*Dil Fac*
1,2-Dichloroethane-d4 (Surr)	*109*		*70 - 130*		*05/19/17 01:16*	*1*
4-Bromofluorobenzene	*105*		*70 - 130*		*05/19/17 01:16*	*1*

Client Sample ID: MW-505I
Date Collected: 05/16/17 10:20
Date Received: 05/16/17 15:10

Lab Sample ID: 460-133545-5
Matrix: Water

Method: 8260C SIM - Volatile Organic Compounds (GC/MS)

Analyte	Result	Qualifier	RL	MDL	Unit	D	Prepared	Analyzed	Dil Fac
1,4-Dioxane	0.20	U	0.40	0.20	ug/L			05/19/17 01:39	1

Client Sample ID: MW-505I
Date Collected: 05/16/17 10:20
Date Received: 05/16/17 15:10

Lab Sample ID: 460-133545-5
Matrix: Water

Surrogate	*%Recovery*	*Qualifier*	*Limits*	*Prepared*	*Analyzed*	*Dil Fac*
1,2-Dichloroethane-d4 (Surr)	*87*		*70 - 130*		*05/19/17 01:39*	*1*
4-Bromofluorobenzene	*121*		*70 - 130*		*05/19/17 01:39*	*1*

Client Sample ID: MW-531I
Date Collected: 05/16/17 08:00
Date Received: 05/16/17 15:10

Lab Sample ID: 460-133545-6
Matrix: Water

Method: 8260C SIM - Volatile Organic Compounds (GC/MS)

Analyte	Result	Qualifier	RL	MDL	Unit	D	Prepared	Analyzed	Dil Fac
1,4-Dioxane	0.20	U	0.40	0.20	ug/L			05/19/17 02:02	1

Surrogate	*%Recovery*	*Qualifier*	*Limits*	*Prepared*	*Analyzed*	*Dil Fac*
1,2-Dichloroethane-d4 (Surr)	*85*		*70 - 130*		*05/19/17 02:02*	*1*
4-Bromofluorobenzene	*114*		*70 - 130*		*05/19/17 02:02*	*1*

Client Sample ID: MW-532S
Date Collected: 05/16/17 07:45
Date Received: 05/16/17 15:10

Lab Sample ID: 460-133545-7
Matrix: Water

Method: 8260C SIM - Volatile Organic Compounds (GC/MS)

Analyte	Result	Qualifier	RL	MDL	Unit	D	Prepared	Analyzed	Dil Fac
1,4-Dioxane	0.20	U	0.40	0.20	ug/L			05/19/17 02:24	1

Surrogate	*%Recovery*	*Qualifier*	*Limits*	*Prepared*	*Analyzed*	*Dil Fac*
1,2-Dichloroethane-d4 (Surr)	*88*		*70 - 130*		*05/19/17 02:24*	*1*
4-Bromofluorobenzene	*119*		*70 - 130*		*05/19/17 02:24*	*1*

Client Sample ID: MW-532D
Date Collected: 05/16/17 07:40
Date Received: 05/16/17 15:10

Lab Sample ID: 460-133545-8
Matrix: Water

Method: 8260C SIM - Volatile Organic Compounds (GC/MS)

Analyte	Result	Qualifier	RL	MDL	Unit	D	Prepared	Analyzed	Dil Fac
1,4-Dioxane	0.20	U	0.40	0.20	ug/L			05/19/17 02:47	1

Surrogate	*%Recovery*	*Qualifier*	*Limits*	*Prepared*	*Analyzed*	*Dil Fac*
1,2-Dichloroethane-d4 (Surr)	*90*		*70 - 130*		*05/19/17 02:47*	*1*
4-Bromofluorobenzene	*126*		*70 - 130*		*05/19/17 02:47*	*1*

Client Sample ID: MW-544S
Date Collected: 05/16/17 11:00
Date Received: 05/16/17 15:10

Lab Sample ID: 460-133545-9
Matrix: Water

Method: 8260C SIM - Volatile Organic Compounds (GC/MS)

Analyte	Result	Qualifier	RL	MDL	Unit	D	Prepared	Analyzed	Dil Fac
1,4-Dioxane	0.20	U	0.40	0.20	ug/L			05/19/17 03:10	1

Surrogate	*%Recovery*	*Qualifier*	*Limits*	*Prepared*	*Analyzed*	*Dil Fac*
1,2-Dichloroethane-d4 (Surr)	*85*		*70 - 130*		*05/19/17 03:10*	*1*
4-Bromofluorobenzene	*121*		*70 - 130*		*05/19/17 03:10*	*1*

Client Sample ID: MW-544I
Date Collected: 05/16/17 11:05
Date Received: 05/16/17 15:10

Lab Sample ID: 460-133545-10
Matrix: Water

Method: 8260C SIM - Volatile Organic Compounds (GC/MS)

Analyte	Result	Qualifier	RL	MDL	Unit	D	Prepared	Analyzed	Dil Fac
1,4-Dioxane	0.20	U	0.40	0.20	ug/L			05/19/17 03:42	1

Surrogate	*%Recovery*	*Qualifier*	*Limits*	*Prepared*	*Analyzed*	*Dil Fac*
1,2-Dichloroethane-d4 (Surr)	*103*		*70 - 130*		*05/19/17 03:42*	*1*
4-Bromofluorobenzene	*114*		*70 - 130*		*05/19/17 03:42*	*1*

Client Sample ID: MW-545S
Date Collected: 05/16/17 08:50
Date Received: 05/16/17 15:10

Lab Sample ID: 460-133545-11
Matrix: Water

Method: 8260C SIM - Volatile Organic Compounds (GC/MS)

Analyte	Result	Qualifier	RL	MDL	Unit	D	Prepared	Analyzed	Dil Fac
1,4-Dioxane	0.20	U	0.40	0.20	ug/L			05/19/17 04:05	1

Surrogate	*%Recovery*	*Qualifier*	*Limits*	*Prepared*	*Analyzed*	*Dil Fac*
1,2-Dichloroethane-d4 (Surr)	*103*		*70 - 130*		*05/19/17 04:05*	*1*
4-Bromofluorobenzene	*101*		*70 - 130*		*05/19/17 04:05*	*1*

Client Sample ID: MW-545I
Date Collected: 05/16/17 08:55
Date Received: 05/16/17 15:10

Lab Sample ID: 460-133545-12
Matrix: Water

Method: 8260C SIM - Volatile Organic Compounds (GC/MS)

Analyte	Result	Qualifier	RL	MDL	Unit	D	Prepared	Analyzed	Dil Fac
1,4-Dioxane	0.20	U	0.40	0.20	ug/L			05/19/17 04:27	1

Surrogate	*%Recovery*	*Qualifier*	*Limits*	*Prepared*	*Analyzed*	*Dil Fac*
1,2-Dichloroethane-d4 (Surr)	*94*		*70 - 130*		*05/19/17 04:27*	*1*
4-Bromofluorobenzene	*102*		*70 - 130*		*05/19/17 04:27*	*1*

Client Sample ID: MW-546S
Date Collected: 05/16/17 10:40
Date Received: 05/16/17 15:10

Lab Sample ID: 460-133545-13
Matrix: Water

Method: 8260C SIM - Volatile Organic Compounds (GC/MS)

Analyte	Result	Qualifier	RL	MDL	Unit	D	Prepared	Analyzed	Dil Fac
1,4-Dioxane	0.20	U	0.40	0.20	ug/L			05/19/17 04:50	1

Surrogate	*%Recovery*	*Qualifier*	*Limits*	*Prepared*	*Analyzed*	*Dil Fac*
1,2-Dichloroethane-d4 (Surr)	*99*		*70 - 130*		*05/19/17 04:50*	*1*
4-Bromofluorobenzene	*101*		*70 - 130*		*05/19/17 04:50*	*1*

Client Sample ID: MW-546I
Date Collected: 05/16/17 10:45
Date Received: 05/16/17 15:10

Lab Sample ID: 460-133545-14
Matrix: Water

Method: 8260C SIM - Volatile Organic Compounds (GC/MS)

Analyte	Result	Qualifier	RL	MDL	Unit	D	Prepared	Analyzed	Dil Fac
1,4-Dioxane	0.20	U	0.40	0.20	ug/L			05/19/17 05:12	1

Surrogate	*%Recovery*	*Qualifier*	*Limits*	*Prepared*	*Analyzed*	*Dil Fac*
1,2-Dichloroethane-d4 (Surr)	*98*		*70 - 130*		*05/19/17 05:12*	*1*

Client Sample ID: MW-546I
Date Collected: 05/16/17 10:45
Date Received: 05/16/17 15:10

Lab Sample ID: 460-133545-14
Matrix: Water

Method: 8260C SIM - Volatile Organic Compounds (GC/MS) (Continued)

Surrogate	*%Recovery*	*Qualifier*	*Limits*	*Prepared*	*Analyzed*	*Dil Fac*
4-Bromofluorobenzene	*95*		*70 - 130*		*05/19/17 05:12*	*1*

Client Sample ID: MW-547I
Date Collected: 05/16/17 09:45
Date Received: 05/16/17 15:10

Lab Sample ID: 460-133545-15
Matrix: Water

Method: 8260C SIM - Volatile Organic Compounds (GC/MS)

Analyte	Result	Qualifier	RL	MDL	Unit	D	Prepared	Analyzed	Dil Fac
1,4-Dioxane	0.20	U	0.40	0.20	ug/L			05/19/17 10:29	1

Surrogate	*%Recovery*	*Qualifier*	*Limits*	*Prepared*	*Analyzed*	*Dil Fac*
1,2-Dichloroethane-d4 (Surr)	*86*		*70 - 130*		*05/19/17 10:29*	*1*
4-Bromofluorobenzene	*114*		*70 - 130*		*05/19/17 10:29*	*1*

Client Sample ID: MW-547D
Date Collected: 05/16/17 09:50
Date Received: 05/16/17 15:10

Lab Sample ID: 460-133545-16
Matrix: Water

Method: 8260C SIM - Volatile Organic Compounds (GC/MS)

Analyte	Result	Qualifier	RL	MDL	Unit	D	Prepared	Analyzed	Dil Fac
1,4-Dioxane	0.20	U	0.40	0.20	ug/L			05/19/17 10:52	1

Surrogate	*%Recovery*	*Qualifier*	*Limits*	*Prepared*	*Analyzed*	*Dil Fac*
1,2-Dichloroethane-d4 (Surr)	*84*		*70 - 130*		*05/19/17 10:52*	*1*
4-Bromofluorobenzene	*112*		*70 - 130*		*05/19/17 10:52*	*1*

Client Sample ID: MW-549I
Date Collected: 05/16/17 07:25
Date Received: 05/16/17 15:10

Lab Sample ID: 460-133545-17
Matrix: Water

Method: 8260C SIM - Volatile Organic Compounds (GC/MS)

Analyte	Result	Qualifier	RL	MDL	Unit	D	Prepared	Analyzed	Dil Fac
1,4-Dioxane	0.20	U	0.40	0.20	ug/L			05/19/17 11:15	1

Surrogate	*%Recovery*	*Qualifier*	*Limits*	*Prepared*	*Analyzed*	*Dil Fac*
1,2-Dichloroethane-d4 (Surr)	*87*		*70 - 130*		*05/19/17 11:15*	*1*
4-Bromofluorobenzene	*110*		*70 - 130*		*05/19/17 11:15*	*1*

Client Sample ID: PZ-522I
Date Collected: 05/16/17 09:30
Date Received: 05/16/17 15:10

Lab Sample ID: 460-133545-18
Matrix: Water

Method: 8260C SIM - Volatile Organic Compounds (GC/MS)

Analyte	Result	Qualifier	RL	MDL	Unit	D	Prepared	Analyzed	Dil Fac
1,4-Dioxane	**3.3**		0.40	0.20	ug/L			05/19/17 11:37	1

Surrogate	*%Recovery*	*Qualifier*	*Limits*	*Prepared*	*Analyzed*	*Dil Fac*
1,2-Dichloroethane-d4 (Surr)	*89*	*	*70 - 130*		*05/19/17 11:37*	*1*
4-Bromofluorobenzene	*113*		*70 - 130*		*05/19/17 11:37*	*1*

Client Sample ID: PZ-524S

Lab Sample ID: 460-133545-19

Date Collected: 05/16/17 09:05

Matrix: Water

Date Received: 05/16/17 15:10

Method: 8260C SIM - Volatile Organic Compounds (GC/MS)

Analyte	Result	Qualifier	RL	MDL	Unit	D	Prepared	Analyzed	Dil Fac
1,4-Dioxane	0.20	U	0.40	0.20	ug/L			05/19/17 12:00	1

Surrogate	*%Recovery*	*Qualifier*	*Limits*	*Prepared*	*Analyzed*	*Dil Fac*
1,2-Dichloroethane-d4 (Surr)	*95*	*	*70 - 130*		*05/19/17 12:00*	*1*
4-Bromofluorobenzene	*116*		*70 - 130*		*05/19/17 12:00*	*1*

Client Sample ID: PZ-524I

Lab Sample ID: 460-133545-20

Date Collected: 05/16/17 09:10

Matrix: Water

Date Received: 05/16/17 15:10

Method: 8260C SIM - Volatile Organic Compounds (GC/MS)

Analyte	Result	Qualifier	RL	MDL	Unit	D	Prepared	Analyzed	Dil Fac
1,4-Dioxane	0.20	U	0.40	0.20	ug/L			05/19/17 12:23	1

Surrogate	*%Recovery*	*Qualifier*	*Limits*	*Prepared*	*Analyzed*	*Dil Fac*
1,2-Dichloroethane-d4 (Surr)	*84*		*70 - 130*		*05/19/17 12:23*	*1*
4-Bromofluorobenzene	*107*		*70 - 130*		*05/19/17 12:23*	*1*

Client Sample ID: DUP-01

Lab Sample ID: 460-133545-21

Date Collected: 05/16/17 00:00

Matrix: Water

Date Received: 05/16/17 15:10

Method: 8260C SIM - Volatile Organic Compounds (GC/MS)

Analyte	Result	Qualifier	RL	MDL	Unit	D	Prepared	Analyzed	Dil Fac
1,4-Dioxane	0.20	U	0.40	0.20	ug/L			05/19/17 12:46	1

Surrogate	*%Recovery*	*Qualifier*	*Limits*	*Prepared*	*Analyzed*	*Dil Fac*
1,2-Dichloroethane-d4 (Surr)	*74*		*70 - 130*		*05/19/17 12:46*	*1*
4-Bromofluorobenzene	*114*		*70 - 130*		*05/19/17 12:46*	*1*

Client Sample ID: DUP-02

Lab Sample ID: 460-133545-22

Date Collected: 05/16/17 00:00

Matrix: Water

Date Received: 05/16/17 15:10

Method: 8260C SIM - Volatile Organic Compounds (GC/MS)

Analyte	Result	Qualifier	RL	MDL	Unit	D	Prepared	Analyzed	Dil Fac
1,4-Dioxane	**3.4**		0.40	0.20	ug/L			05/20/17 12:05	1

Surrogate	*%Recovery*	*Qualifier*	*Limits*	*Prepared*	*Analyzed*	*Dil Fac*
1,2-Dichloroethane-d4 (Surr)	*126*		*70 - 130*		*05/20/17 12:05*	*1*
4-Bromofluorobenzene	*101*		*70 - 130*		*05/20/17 12:05*	*1*

Surrogate Summary

Client: Tetra Tech GEO
Project/Site: Lockheed North Plainfield

TestAmerica Job ID: 460-133545-1

Method: 8260C SIM - Volatile Organic Compounds (GC/MS)

Matrix: Water **Prep Type: Total/NA**

		Percent Surrogate Recovery (Acceptance Limits)	
Lab Sample ID	Client Sample ID	12DCE (70-130)	BFB (70-130)
460-133545-1	TB-051617	88	109
460-133545-2	MW-1I	92	126
460-133545-3	MW-2I	82	125
460-133545-4	MW-505S	109	105
460-133545-5	MW-505I	87	121
460-133545-6	MW-531I	85	114
460-133545-7	MW-532S	88	119
460-133545-8	MW-532D	90	126
460-133545-9	MW-544S	85	121
460-133545-10	MW-544I	103	114
460-133545-11	MW-545S	103	101
460-133545-12	MW-545I	94	102
460-133545-13	MW-546S	99	101
460-133545-14	MW-546I	98	95
460-133545-15	MW-547I	86	114
460-133545-16	MW-547D	84	112
460-133545-17	MW-549I	87	110
460-133545-18	PZ-522I	89 *	113
460-133545-19	PZ-524S	95 *	116
460-133545-20	PZ-524I	84	107
460-133545-21	DUP-01	74	114
460-133545-22	DUP-02	126	101
LCS 460-437971/3	Lab Control Sample	107	108
LCS 460-438052/4	Lab Control Sample	93	109
LCS 460-438293/4	Lab Control Sample	106	100
LCSD 460-437971/4	Lab Control Sample Dup	100	109
LCSD 460-438052/5	Lab Control Sample Dup	83	108
LCSD 460-438293/5	Lab Control Sample Dup	102	105
MB 460-437971/7	Method Blank	82	98
MB 460-438052/8	Method Blank	100	111
MB 460-438293/8	Method Blank	81	102

Surrogate Legend

12DCE = 1,2-Dichloroethane-d4 (Surr)
BFB = 4-Bromofluorobenzene

Method: 8260C SIM - Volatile Organic Compounds (GC/MS)

Lab Sample ID: MB 460-437971/7
Matrix: Water
Analysis Batch: 437971

Client Sample ID: Method Blank
Prep Type: Total/NA

Analyte	MB Result	MB Qualifier	RL	MDL	Unit	D	Prepared	Analyzed	Dil Fac
1,4-Dioxane	0.20	U	0.40	0.20	ug/L			05/18/17 21:29	1

Surrogate	*MB %Recovery*	*MB Qualifier*	*Limits*	*Prepared*	*Analyzed*	*Dil Fac*
1,2-Dichloroethane-d4 (Surr)	*82*		*70 - 130*		*05/18/17 21:29*	*1*
4-Bromofluorobenzene	*98*		*70 - 130*		*05/18/17 21:29*	*1*

Lab Sample ID: LCS 460-437971/3
Matrix: Water
Analysis Batch: 437971

Client Sample ID: Lab Control Sample
Prep Type: Total/NA

Analyte			Spike Added	LCS Result	LCS Qualifier	Unit	D	%Rec	%Rec. Limits		
1,4-Dioxane			5.00	5.75		ug/L		115	40 - 160		

Surrogate	*LCS %Recovery*	*LCS Qualifier*	*Limits*
1,2-Dichloroethane-d4 (Surr)	*107*		*70 - 130*
4-Bromofluorobenzene	*108*		*70 - 130*

Lab Sample ID: LCSD 460-437971/4
Matrix: Water
Analysis Batch: 437971

Client Sample ID: Lab Control Sample Dup
Prep Type: Total/NA

Analyte			Spike Added	LCSD Result	LCSD Qualifier	Unit	D	%Rec	%Rec. Limits	RPD	RPD Limit
1,4-Dioxane			5.00	5.29		ug/L		106	40 - 160	8	20

Surrogate	*LCSD %Recovery*	*LCSD Qualifier*	*Limits*
1,2-Dichloroethane-d4 (Surr)	*100*		*70 - 130*
4-Bromofluorobenzene	*109*		*70 - 130*

Lab Sample ID: MB 460-438052/8
Matrix: Water
Analysis Batch: 438052

Client Sample ID: Method Blank
Prep Type: Total/NA

Analyte	MB Result	MB Qualifier	RL	MDL	Unit	D	Prepared	Analyzed	Dil Fac
1,4-Dioxane	0.20	U	0.40	0.20	ug/L			05/19/17 09:21	1

Surrogate	*MB %Recovery*	*MB Qualifier*	*Limits*	*Prepared*	*Analyzed*	*Dil Fac*
1,2-Dichloroethane-d4 (Surr)	*100*		*70 - 130*		*05/19/17 09:21*	*1*
4-Bromofluorobenzene	*111*		*70 - 130*		*05/19/17 09:21*	*1*

Lab Sample ID: LCS 460-438052/4
Matrix: Water
Analysis Batch: 438052

Client Sample ID: Lab Control Sample
Prep Type: Total/NA

Analyte			Spike Added	LCS Result	LCS Qualifier	Unit	D	%Rec	%Rec. Limits		
1,4-Dioxane			5.00	5.26		ug/L		105	40 - 160		

Method: 8260C SIM - Volatile Organic Compounds (GC/MS) (Continued)

Lab Sample ID: LCS 460-438052/4
Matrix: Water
Analysis Batch: 438052

Client Sample ID: Lab Control Sample
Prep Type: Total/NA

Surrogate	*LCS %Recovery*	*LCS Qualifier*	*Limits*
1,2-Dichloroethane-d4 (Surr)	*93*		*70 - 130*
4-Bromofluorobenzene	*109*		*70 - 130*

Lab Sample ID: LCSD 460-438052/5
Matrix: Water
Analysis Batch: 438052

Client Sample ID: Lab Control Sample Dup
Prep Type: Total/NA

Analyte			Spike Added	LCSD Result	LCSD Qualifier	Unit	D	%Rec	%Rec. Limits	RPD	RPD Limit
1,4-Dioxane			5.00	5.67		ug/L		113	40 - 160	8	20

Surrogate	*LCSD %Recovery*	*LCSD Qualifier*	*Limits*
1,2-Dichloroethane-d4 (Surr)	*83*		*70 - 130*
4-Bromofluorobenzene	*108*		*70 - 130*

Lab Sample ID: MB 460-438293/8
Matrix: Water
Analysis Batch: 438293

Client Sample ID: Method Blank
Prep Type: Total/NA

Analyte	MB Result	MB Qualifier	RL	MDL	Unit	D	Prepared	Analyzed	Dil Fac
1,4-Dioxane	0.20	U	0.40	0.20	ug/L			05/20/17 09:10	1

Surrogate	*MB %Recovery*	*MB Qualifier*	*Limits*	*Prepared*	*Analyzed*	*Dil Fac*
1,2-Dichloroethane-d4 (Surr)	*81*		*70 - 130*		*05/20/17 09:10*	*1*
4-Bromofluorobenzene	*102*		*70 - 130*		*05/20/17 09:10*	*1*

Lab Sample ID: LCS 460-438293/4
Matrix: Water
Analysis Batch: 438293

Client Sample ID: Lab Control Sample
Prep Type: Total/NA

Analyte			Spike Added	LCS Result	LCS Qualifier	Unit	D	%Rec	%Rec. Limits		
1,4-Dioxane			5.00	5.76		ug/L		115	40 - 160		

Surrogate	*LCS %Recovery*	*LCS Qualifier*	*Limits*
1,2-Dichloroethane-d4 (Surr)	*106*		*70 - 130*
4-Bromofluorobenzene	*100*		*70 - 130*

Lab Sample ID: LCSD 460-438293/5
Matrix: Water
Analysis Batch: 438293

Client Sample ID: Lab Control Sample Dup
Prep Type: Total/NA

Analyte			Spike Added	LCSD Result	LCSD Qualifier	Unit	D	%Rec	%Rec. Limits	RPD	RPD Limit
1,4-Dioxane			5.00	5.25		ug/L		105	40 - 160	9	20

Surrogate	*LCSD %Recovery*	*LCSD Qualifier*	*Limits*
1,2-Dichloroethane-d4 (Surr)	*102*		*70 - 130*
4-Bromofluorobenzene	*105*		*70 - 130*

Qualifiers

GC/MS VOA

Qualifier	Qualifier Description
U	Indicates the analyte was analyzed for but not detected.
*	ISTD response or retention time outside acceptable limits

Glossary

Abbreviation	These commonly used abbreviations may or may not be present in this report.
¤	Listed under the "D" column to designate that the result is reported on a dry weight basis
%R	Percent Recovery
CFL	Contains Free Liquid
CNF	Contains No Free Liquid
DER	Duplicate Error Ratio (normalized absolute difference)
Dil Fac	Dilution Factor
DL	Detection Limit (DoD/DOE)
DL, RA, RE, IN	Indicates a Dilution, Re-analysis, Re-extraction, or additional Initial metals/anion analysis of the sample
DLC	Decision Level Concentration (Radiochemistry)
EDL	Estimated Detection Limit (Dioxin)
LOD	Limit of Detection (DoD/DOE)
LOQ	Limit of Quantitation (DoD/DOE)
MDA	Minimum Detectable Activity (Radiochemistry)
MDC	Minimum Detectable Concentration (Radiochemistry)
MDL	Method Detection Limit
ML	Minimum Level (Dioxin)
NC	Not Calculated
ND	Not Detected at the reporting limit (or MDL or EDL if shown)
PQL	Practical Quantitation Limit
QC	Quality Control
RER	Relative Error Ratio (Radiochemistry)
RL	Reporting Limit or Requested Limit (Radiochemistry)
RPD	Relative Percent Difference, a measure of the relative difference between two points
TEF	Toxicity Equivalent Factor (Dioxin)
TEQ	Toxicity Equivalent Quotient (Dioxin)

GC/MS VOA

Analysis Batch: 437971

Lab Sample ID	Client Sample ID	Prep Type	Matrix	Method	Prep Batch
460-133545-1	TB-051617	Total/NA	Water	8260C SIM	
460-133545-2	MW-1I	Total/NA	Water	8260C SIM	
460-133545-3	MW-2I	Total/NA	Water	8260C SIM	
460-133545-4	MW-505S	Total/NA	Water	8260C SIM	
460-133545-5	MW-505I	Total/NA	Water	8260C SIM	
460-133545-6	MW-531I	Total/NA	Water	8260C SIM	
460-133545-7	MW-532S	Total/NA	Water	8260C SIM	
460-133545-8	MW-532D	Total/NA	Water	8260C SIM	
460-133545-9	MW-544S	Total/NA	Water	8260C SIM	
460-133545-10	MW-544I	Total/NA	Water	8260C SIM	
460-133545-11	MW-545S	Total/NA	Water	8260C SIM	
460-133545-12	MW-545I	Total/NA	Water	8260C SIM	
460-133545-13	MW-546S	Total/NA	Water	8260C SIM	
460-133545-14	MW-546I	Total/NA	Water	8260C SIM	
MB 460-437971/7	Method Blank	Total/NA	Water	8260C SIM	
LCS 460-437971/3	Lab Control Sample	Total/NA	Water	8260C SIM	
LCSD 460-437971/4	Lab Control Sample Dup	Total/NA	Water	8260C SIM	

Analysis Batch: 438052

Lab Sample ID	Client Sample ID	Prep Type	Matrix	Method	Prep Batch
460-133545-15	MW-547I	Total/NA	Water	8260C SIM	
460-133545-16	MW-547D	Total/NA	Water	8260C SIM	
460-133545-17	MW-549I	Total/NA	Water	8260C SIM	
460-133545-18	PZ-522I	Total/NA	Water	8260C SIM	
460-133545-19	PZ-524S	Total/NA	Water	8260C SIM	
460-133545-20	PZ-524I	Total/NA	Water	8260C SIM	
460-133545-21	DUP-01	Total/NA	Water	8260C SIM	
MB 460-438052/8	Method Blank	Total/NA	Water	8260C SIM	
LCS 460-438052/4	Lab Control Sample	Total/NA	Water	8260C SIM	
LCSD 460-438052/5	Lab Control Sample Dup	Total/NA	Water	8260C SIM	

Analysis Batch: 438293

Lab Sample ID	Client Sample ID	Prep Type	Matrix	Method	Prep Batch
460-133545-22	DUP-02	Total/NA	Water	8260C SIM	
MB 460-438293/8	Method Blank	Total/NA	Water	8260C SIM	
LCS 460-438293/4	Lab Control Sample	Total/NA	Water	8260C SIM	
LCSD 460-438293/5	Lab Control Sample Dup	Total/NA	Water	8260C SIM	

Client Sample ID: TB-051617
Date Collected: 05/16/17 11:25
Date Received: 05/16/17 15:10

Lab Sample ID: 460-133545-1
Matrix: Water

Prep Type	Batch Type	Batch Method	Run	Dilution Factor	Batch Number	Prepared or Analyzed	Analyst	Lab
Total/NA	Analysis	8260C SIM		1	437971	05/18/17 21:52	DAS	TAL EDI

Client Sample ID: MW-1I
Date Collected: 05/16/17 11:25
Date Received: 05/16/17 15:10

Lab Sample ID: 460-133545-2
Matrix: Water

Prep Type	Batch Type	Batch Method	Run	Dilution Factor	Batch Number	Prepared or Analyzed	Analyst	Lab
Total/NA	Analysis	8260C SIM		1	437971	05/19/17 00:31	DAS	TAL EDI

Client Sample ID: MW-2I
Date Collected: 05/16/17 08:20
Date Received: 05/16/17 15:10

Lab Sample ID: 460-133545-3
Matrix: Water

Prep Type	Batch Type	Batch Method	Run	Dilution Factor	Batch Number	Prepared or Analyzed	Analyst	Lab
Total/NA	Analysis	8260C SIM		1	437971	05/19/17 00:54	DAS	TAL EDI

Client Sample ID: MW-505S
Date Collected: 05/16/17 10:15
Date Received: 05/16/17 15:10

Lab Sample ID: 460-133545-4
Matrix: Water

Prep Type	Batch Type	Batch Method	Run	Dilution Factor	Batch Number	Prepared or Analyzed	Analyst	Lab
Total/NA	Analysis	8260C SIM		1	437971	05/19/17 01:16	DAS	TAL EDI

Client Sample ID: MW-505I
Date Collected: 05/16/17 10:20
Date Received: 05/16/17 15:10

Lab Sample ID: 460-133545-5
Matrix: Water

Prep Type	Batch Type	Batch Method	Run	Dilution Factor	Batch Number	Prepared or Analyzed	Analyst	Lab
Total/NA	Analysis	8260C SIM		1	437971	05/19/17 01:39	DAS	TAL EDI

Client Sample ID: MW-531I
Date Collected: 05/16/17 08:00
Date Received: 05/16/17 15:10

Lab Sample ID: 460-133545-6
Matrix: Water

Prep Type	Batch Type	Batch Method	Run	Dilution Factor	Batch Number	Prepared or Analyzed	Analyst	Lab
Total/NA	Analysis	8260C SIM		1	437971	05/19/17 02:02	DAS	TAL EDI

Client Sample ID: MW-532S
Date Collected: 05/16/17 07:45
Date Received: 05/16/17 15:10

Lab Sample ID: 460-133545-7
Matrix: Water

Prep Type	Batch Type	Batch Method	Run	Dilution Factor	Batch Number	Prepared or Analyzed	Analyst	Lab
Total/NA	Analysis	8260C SIM		1	437971	05/19/17 02:24	DAS	TAL EDI

Client Sample ID: MW-532D
Date Collected: 05/16/17 07:40
Date Received: 05/16/17 15:10

Lab Sample ID: 460-133545-8
Matrix: Water

Prep Type	Batch Type	Batch Method	Run	Dilution Factor	Batch Number	Prepared or Analyzed	Analyst	Lab
Total/NA	Analysis	8260C SIM		1	437971	05/19/17 02:47	DAS	TAL EDI

Client Sample ID: MW-544S
Date Collected: 05/16/17 11:00
Date Received: 05/16/17 15:10

Lab Sample ID: 460-133545-9
Matrix: Water

Prep Type	Batch Type	Batch Method	Run	Dilution Factor	Batch Number	Prepared or Analyzed	Analyst	Lab
Total/NA	Analysis	8260C SIM		1	437971	05/19/17 03:10	DAS	TAL EDI

Client Sample ID: MW-544I
Date Collected: 05/16/17 11:05
Date Received: 05/16/17 15:10

Lab Sample ID: 460-133545-10
Matrix: Water

Prep Type	Batch Type	Batch Method	Run	Dilution Factor	Batch Number	Prepared or Analyzed	Analyst	Lab
Total/NA	Analysis	8260C SIM		1	437971	05/19/17 03:42	DAS	TAL EDI

Client Sample ID: MW-545S
Date Collected: 05/16/17 08:50
Date Received: 05/16/17 15:10

Lab Sample ID: 460-133545-11
Matrix: Water

Prep Type	Batch Type	Batch Method	Run	Dilution Factor	Batch Number	Prepared or Analyzed	Analyst	Lab
Total/NA	Analysis	8260C SIM		1	437971	05/19/17 04:05	DAS	TAL EDI

Client Sample ID: MW-545I
Date Collected: 05/16/17 08:55
Date Received: 05/16/17 15:10

Lab Sample ID: 460-133545-12
Matrix: Water

Prep Type	Batch Type	Batch Method	Run	Dilution Factor	Batch Number	Prepared or Analyzed	Analyst	Lab
Total/NA	Analysis	8260C SIM		1	437971	05/19/17 04:27	DAS	TAL EDI

Client Sample ID: MW-546S
Date Collected: 05/16/17 10:40
Date Received: 05/16/17 15:10

Lab Sample ID: 460-133545-13
Matrix: Water

Prep Type	Batch Type	Batch Method	Run	Dilution Factor	Batch Number	Prepared or Analyzed	Analyst	Lab
Total/NA	Analysis	8260C SIM		1	437971	05/19/17 04:50	DAS	TAL EDI

Client Sample ID: MW-546I
Date Collected: 05/16/17 10:45
Date Received: 05/16/17 15:10

Lab Sample ID: 460-133545-14
Matrix: Water

Prep Type	Batch Type	Batch Method	Run	Dilution Factor	Batch Number	Prepared or Analyzed	Analyst	Lab
Total/NA	Analysis	8260C SIM		1	437971	05/19/17 05:12	DAS	TAL EDI

Client Sample ID: MW-547I
Date Collected: 05/16/17 09:45
Date Received: 05/16/17 15:10

Lab Sample ID: 460-133545-15
Matrix: Water

Prep Type	Batch Type	Batch Method	Run	Dilution Factor	Batch Number	Prepared or Analyzed	Analyst	Lab
Total/NA	Analysis	8260C SIM		1	438052	05/19/17 10:29	SZD	TAL EDI

Client Sample ID: MW-547D
Date Collected: 05/16/17 09:50
Date Received: 05/16/17 15:10

Lab Sample ID: 460-133545-16
Matrix: Water

Prep Type	Batch Type	Batch Method	Run	Dilution Factor	Batch Number	Prepared or Analyzed	Analyst	Lab
Total/NA	Analysis	8260C SIM		1	438052	05/19/17 10:52	SZD	TAL EDI

Client Sample ID: MW-549I
Date Collected: 05/16/17 07:25
Date Received: 05/16/17 15:10

Lab Sample ID: 460-133545-17
Matrix: Water

Prep Type	Batch Type	Batch Method	Run	Dilution Factor	Batch Number	Prepared or Analyzed	Analyst	Lab
Total/NA	Analysis	8260C SIM		1	438052	05/19/17 11:15	SZD	TAL EDI

Client Sample ID: PZ-522I
Date Collected: 05/16/17 09:30
Date Received: 05/16/17 15:10

Lab Sample ID: 460-133545-18
Matrix: Water

Prep Type	Batch Type	Batch Method	Run	Dilution Factor	Batch Number	Prepared or Analyzed	Analyst	Lab
Total/NA	Analysis	8260C SIM		1	438052	05/19/17 11:37	SZD	TAL EDI

Lab Chronicle

Client: Tetra Tech GEO
Project/Site: Lockheed North Plainfield

TestAmerica Job ID: 460-133545-1

Client Sample ID: PZ-524S
Date Collected: 05/16/17 09:05
Date Received: 05/16/17 15:10

Lab Sample ID: 460-133545-19
Matrix: Water

Prep Type	Batch Type	Batch Method	Run	Dilution Factor	Batch Number	Prepared or Analyzed	Analyst	Lab
Total/NA	Analysis	8260C SIM		1	438052	05/19/17 12:00	SZD	TAL EDI

Client Sample ID: PZ-524I
Date Collected: 05/16/17 09:10
Date Received: 05/16/17 15:10

Lab Sample ID: 460-133545-20
Matrix: Water

Prep Type	Batch Type	Batch Method	Run	Dilution Factor	Batch Number	Prepared or Analyzed	Analyst	Lab
Total/NA	Analysis	8260C SIM		1	438052	05/19/17 12:23	SZD	TAL EDI

Client Sample ID: DUP-01
Date Collected: 05/16/17 00:00
Date Received: 05/16/17 15:10

Lab Sample ID: 460-133545-21
Matrix: Water

Prep Type	Batch Type	Batch Method	Run	Dilution Factor	Batch Number	Prepared or Analyzed	Analyst	Lab
Total/NA	Analysis	8260C SIM		1	438052	05/19/17 12:46	SZD	TAL EDI

Client Sample ID: DUP-02
Date Collected: 05/16/17 00:00
Date Received: 05/16/17 15:10

Lab Sample ID: 460-133545-22
Matrix: Water

Prep Type	Batch Type	Batch Method	Run	Dilution Factor	Batch Number	Prepared or Analyzed	Analyst	Lab
Total/NA	Analysis	8260C SIM		1	438293	05/20/17 12:05	SZD	TAL EDI

Laboratory References:

TAL EDI = TestAmerica Edison, 777 New Durham Road, Edison, NJ 08817, TEL (732)549-3900

Accreditation/Certification Summary

Client: Tetra Tech GEO
TestAmerica Job ID: 460-133545-1
Project/Site: Lockheed North Plainfield

Laboratory: TestAmerica Edison

The accreditations/certifications listed below are applicable to this report.

Authority	Program	EPA Region	Identification Number	Expiration Date
New Jersey	NELAP	2	12028	06-30-17

8260C_SIM_DKQP

Volatile Organic Compounds (GC/MS)

FORM II
GC/MS VOA SURROGATE RECOVERY

Lab Name: TestAmerica Edison Job No.: 460-133545-1

SDG No.:

Matrix: Water Level: Low

GC Column (1): DB-624 ID: 0.18(mm)

Client Sample ID	Lab Sample ID	DCA #	BFB #
TB-051617	460-133545-1	88	109
MW-1I	460-133545-2	92	126
MW-2I	460-133545-3	82	125
MW-505S	460-133545-4	109	105
MW-505I	460-133545-5	87	121
MW-531I	460-133545-6	85	114
MW-532S	460-133545-7	88	119
MW-532D	460-133545-8	90	126
MW-544S	460-133545-9	85	121
MW-544I	460-133545-10	103	114
MW-545S	460-133545-11	103	101
MW-545I	460-133545-12	94	102
MW-546S	460-133545-13	99	101
MW-546I	460-133545-14	98	95
MW-547I	460-133545-15	86	114
MW-547D	460-133545-16	84	112
MW-549I	460-133545-17	87	110
PZ-522I	460-133545-18	89 *	113
PZ-524S	460-133545-19	95 *	116
PZ-524I	460-133545-20	84	107
DUP-01	460-133545-21	74	114
DUP-02	460-133545-22	126	101
	MB 460-437971/7	82	98
	MB 460-438052/8	100	111
	MB 460-438293/8	81	102
	LCS 460-437971/3	107	108
	LCS 460-438052/4	93	109
	LCS 460-438293/4	106	100
	LCSD 460-437971/4	100	109
	LCSD 460-438052/5	83	108
	LCSD 460-438293/5	102	105

	QC LIMITS
DCA = 1,2-Dichloroethane-d4 (Surr)	70-130
BFB = 4-Bromofluorobenzene	70-130

Column to be used to flag recovery values

FORM II 8260C SIM

FORM III
GC/MS VOA LAB CONTROL SAMPLE RECOVERY

Lab Name: TestAmerica Edison Job No.: 460-133545-1

SDG No.:

Matrix: Water Level: Low Lab File ID: N06128.D

Lab ID: LCS 460-437971/3 Client ID:

COMPOUND	SPIKE ADDED (ug/L)	LCS CONCENTRATION (ug/L)	LCS % REC	QC LIMITS REC	#
1,4-Dioxane	5.00	5.75	115	40-160	

Column to be used to flag recovery and RPD values

FORM III 8260C SIM

FORM III
GC/MS VOA LAB CONTROL SAMPLE RECOVERY

Lab Name: TestAmerica Edison Job No.: 460-133545-1

SDG No.:

Matrix: Water Level: Low Lab File ID: N06157.D

Lab ID: LCS 460-438052/4 Client ID:

COMPOUND	SPIKE ADDED (ug/L)	LCS CONCENTRATION (ug/L)	LCS % REC	QC LIMITS REC	#
1,4-Dioxane	5.00	5.26	105	40-160	

Column to be used to flag recovery and RPD values

FORM III 8260C SIM

FORM III
GC/MS VOA LAB CONTROL SAMPLE RECOVERY

Lab Name: TestAmerica Edison Job No.: 460-133545-1

SDG No.:

Matrix: Water Level: Low Lab File ID: N06215.D

Lab ID: LCS 460-438293/4 Client ID:

COMPOUND	SPIKE ADDED (ug/L)	LCS CONCENTRATION (ug/L)	LCS % REC	QC LIMITS REC	#
1,4-Dioxane	5.00	5.76	115	40-160	

Column to be used to flag recovery and RPD values

FORM III 8260C SIM

FORM III
GC/MS VOA LAB CONTROL SAMPLE DUPLICATE RECOVERY

Lab Name: TestAmerica Edison Job No.: 460-133545-1

SDG No.:

Matrix: Water Level: Low Lab File ID: N06129.D

Lab ID: LCSD 460-437971/4 Client ID:

COMPOUND	SPIKE ADDED (ug/L)	LCSD CONCENTRATION (ug/L)	LCSD % REC	% RPD	QC LIMITS RPD	QC LIMITS REC	#
1,4-Dioxane	5.00	5.29	106	8	20	40-160	

Column to be used to flag recovery and RPD values

FORM III 8260C SIM

FORM III
GC/MS VOA LAB CONTROL SAMPLE DUPLICATE RECOVERY

Lab Name: TestAmerica Edison Job No.: 460-133545-1

SDG No.:

Matrix: Water Level: Low Lab File ID: N06158.D

Lab ID: LCSD 460-438052/5 Client ID:

COMPOUND	SPIKE ADDED (ug/L)	LCSD CONCENTRATION (ug/L)	LCSD % REC	% RPD	QC LIMITS RPD	QC LIMITS REC	#
1,4-Dioxane	5.00	5.67	113	8	20	40-160	

Column to be used to flag recovery and RPD values

FORM III 8260C SIM

FORM III
GC/MS VOA LAB CONTROL SAMPLE DUPLICATE RECOVERY

Lab Name: TestAmerica Edison Job No.: 460-133545-1

SDG No.:

Matrix: Water Level: Low Lab File ID: N06216.D

Lab ID: LCSD 460-438293/5 Client ID:

COMPOUND	SPIKE ADDED (ug/L)	LCSD CONCENTRATION (ug/L)	LCSD % REC	% RPD	QC LIMITS RPD	QC LIMITS REC	#
1,4-Dioxane	5.00	5.25	105	9	20	40-160	

Column to be used to flag recovery and RPD values

FORM III 8260C SIM

FORM IV
GC/MS VOA METHOD BLANK SUMMARY

Lab Name: TestAmerica Edison Job No.: 460-133545-1

SDG No.:

Lab File ID: N06132.D Lab Sample ID: MB 460-437971/7

Matrix: Water Heated Purge:(Y/N) N

Instrument ID: CVOAMS11 Date Analyzed: 05/18/2017 21:29

GC Column: DB-624 ID: 0.18(mm)

THIS METHOD BLANK APPLIES TO THE FOLLOWING SAMPLES:

CLIENT SAMPLE ID	LAB SAMPLE ID	LAB FILE ID	DATE ANALYZED
	LCS 460-437971/3	N06128.D	05/18/2017 19:46
	LCSD 460-437971/4	N06129.D	05/18/2017 20:09
TB-051617	460-133545-1	N06133.D	05/18/2017 21:52
MW-1I	460-133545-2	N06140.D	05/19/2017 00:31
MW-2I	460-133545-3	N06141.D	05/19/2017 00:54
MW-505S	460-133545-4	N06142.D	05/19/2017 01:16
MW-505I	460-133545-5	N06143.D	05/19/2017 01:39
MW-531I	460-133545-6	N06144.D	05/19/2017 02:02
MW-532S	460-133545-7	N06145.D	05/19/2017 02:24
MW-532D	460-133545-8	N06146.D	05/19/2017 02:47
MW-544S	460-133545-9	N06147.D	05/19/2017 03:10
MW-544I	460-133545-10	N06148.D	05/19/2017 03:42
MW-545S	460-133545-11	N06149.D	05/19/2017 04:05
MW-545I	460-133545-12	N06150.D	05/19/2017 04:27
MW-546S	460-133545-13	N06151.D	05/19/2017 04:50
MW-546I	460-133545-14	N06152.D	05/19/2017 05:12

FORM IV
GC/MS VOA METHOD BLANK SUMMARY

Lab Name: TestAmerica Edison Job No.: 460-133545-1

SDG No.:

Lab File ID: N06161.D Lab Sample ID: MB 460-438052/8

Matrix: Water Heated Purge:(Y/N) N

Instrument ID: CVOAMS11 Date Analyzed: 05/19/2017 09:21

GC Column: DB-624 ID: 0.18(mm)

THIS METHOD BLANK APPLIES TO THE FOLLOWING SAMPLES:

CLIENT SAMPLE ID	LAB SAMPLE ID	LAB FILE ID	DATE ANALYZED
	LCS 460-438052/4	N06157.D	05/19/2017 07:49
	LCSD 460-438052/5	N06158.D	05/19/2017 08:12
MW-547I	460-133545-15	N06164.D	05/19/2017 10:29
MW-547D	460-133545-16	N06165.D	05/19/2017 10:52
MW-549I	460-133545-17	N06166.D	05/19/2017 11:15
PZ-522I	460-133545-18	N06167.D	05/19/2017 11:37
PZ-524S	460-133545-19	N06168.D	05/19/2017 12:00
PZ-524I	460-133545-20	N06169.D	05/19/2017 12:23
DUP-01	460-133545-21	N06170.D	05/19/2017 12:46

FORM IV
GC/MS VOA METHOD BLANK SUMMARY

Lab Name: TestAmerica Edison Job No.: 460-133545-1

SDG No.:

Lab File ID: N06219.D Lab Sample ID: MB 460-438293/8

Matrix: Water Heated Purge:(Y/N) N

Instrument ID: CVOAMS11 Date Analyzed: 05/20/2017 09:10

GC Column: DB-624 ID: 0.18(mm)

THIS METHOD BLANK APPLIES TO THE FOLLOWING SAMPLES:

CLIENT SAMPLE ID	LAB SAMPLE ID	LAB FILE ID	DATE ANALYZED
	LCS 460-438293/4	N06215.D	05/20/2017 07:39
	LCSD 460-438293/5	N06216.D	05/20/2017 08:01
DUP-02	460-133545-22	N06226.D	05/20/2017 12:05

FORM V
GC/MS VOA INSTRUMENT PERFORMANCE CHECK
BROMOFLUOROBENZENE (BFB)

Lab Name: TestAmerica Edison Job No.: 460-133545-1

SDG No.:

Lab File ID: N05884.D BFB Injection Date: 05/10/2017

Instrument ID: CVOAMS11 BFB Injection Time: 11:05

Analysis Batch No.: 436099

M/E	ION ABUNDANCE CRITERIA	% RELATIVE ABUNDANCE	
50	15.0 - 40.0 % of mass 95	19.8	
75	30.0 - 60.0 % of mass 95	49.7	
95	Base Peak, 100% relative abundance	100.0	
96	5.0 - 9.0 % of mass 95	6.6	
173	Less than 2.0 % of mass 174	0.0	(0.0) 1
174	50.0 - 120.00 % of mass 95	85.8	
175	5.0 - 9.0 % of mass 174	6.5	(7.5) 1
176	95.0 - 101.0 % of mass 174	83.8	(97.7) 1
177	5.0 - 9.0 % of mass 176	5.5	(6.6) 2

1-Value is % mass 174 2-Value is % mass 176

THIS CHECK APPLIES TO THE FOLLOWING SAMPLES, MS, MSD, BLANKS AND STANDARDS:

CLIENT SAMPLE ID	LAB SAMPLE ID	LAB FILE ID	DATE ANALYZED	TIME ANALYZED
	STD04 460-436099/2	N05885.D	05/10/2017	11:27
	STD1 460-436099/3	N05886.D	05/10/2017	11:49
	STD5 460-436099/4	N05887.D	05/10/2017	12:12
	STD10 460-436099/5	N05888.D	05/10/2017	12:35
	STD20 460-436099/6	N05889.D	05/10/2017	12:58
	STD30 460-436099/7	N05890.D	05/10/2017	13:21
	STD40 460-436099/8	N05891.D	05/10/2017	13:43
	STD50 460-436099/9	N05892.D	05/10/2017	14:06

FORM V
GC/MS VOA INSTRUMENT PERFORMANCE CHECK
BROMOFLUOROBENZENE (BFB)

Lab Name: TestAmerica Edison Job No.: 460-133545-1

SDG No.:

Lab File ID: N06126.D BFB Injection Date: 05/18/2017

Instrument ID: CVOAMS11 BFB Injection Time: 18:49

Analysis Batch No.: 437971

M/E	ION ABUNDANCE CRITERIA	% RELATIVE ABUNDANCE	
50	15.0 - 40.0 % of mass 95	19.1	
75	30.0 - 60.0 % of mass 95	49.0	
95	Base Peak, 100% relative abundance	100.0	
96	5.0 - 9.0 % of mass 95	6.8	
173	Less than 2.0 % of mass 174	0.0	(0.0) 1
174	50.0 - 120.00 % of mass 95	79.8	
175	5.0 - 9.0 % of mass 174	6.3	(7.9) 1
176	95.0 - 101.0 % of mass 174	78.2	(98.0) 1
177	5.0 - 9.0 % of mass 176	5.2	(6.6) 2

1-Value is % mass 174 2-Value is % mass 176

THIS CHECK APPLIES TO THE FOLLOWING SAMPLES, MS, MSD, BLANKS AND STANDARDS:

CLIENT SAMPLE ID	LAB SAMPLE ID	LAB FILE ID	DATE ANALYZED	TIME ANALYZED
	CCVIS 460-437971/2	N06127.D	05/18/2017	19:12
	LCS 460-437971/3	N06128.D	05/18/2017	19:46
	LCSD 460-437971/4	N06129.D	05/18/2017	20:09
	MB 460-437971/7	N06132.D	05/18/2017	21:29
TB-051617	460-133545-1	N06133.D	05/18/2017	21:52
MW-1I	460-133545-2	N06140.D	05/19/2017	00:31
MW-2I	460-133545-3	N06141.D	05/19/2017	00:54
MW-505S	460-133545-4	N06142.D	05/19/2017	01:16
MW-505I	460-133545-5	N06143.D	05/19/2017	01:39
MW-531I	460-133545-6	N06144.D	05/19/2017	02:02
MW-532S	460-133545-7	N06145.D	05/19/2017	02:24
MW-532D	460-133545-8	N06146.D	05/19/2017	02:47
MW-544S	460-133545-9	N06147.D	05/19/2017	03:10
MW-544I	460-133545-10	N06148.D	05/19/2017	03:42
MW-545S	460-133545-11	N06149.D	05/19/2017	04:05
MW-545I	460-133545-12	N06150.D	05/19/2017	04:27
MW-546S	460-133545-13	N06151.D	05/19/2017	04:50
MW-546I	460-133545-14	N06152.D	05/19/2017	05:12

FORM V
GC/MS VOA INSTRUMENT PERFORMANCE CHECK
BROMOFLUOROBENZENE (BFB)

Lab Name: TestAmerica Edison Job No.: 460-133545-1

SDG No.:

Lab File ID: N06154.D BFB Injection Date: 05/19/2017

Instrument ID: CVOAMS11 BFB Injection Time: 06:44

Analysis Batch No.: 438052

M/E	ION ABUNDANCE CRITERIA	% RELATIVE ABUNDANCE	
50	15.0 - 40.0 % of mass 95	20.0	
75	30.0 - 60.0 % of mass 95	49.8	
95	Base Peak, 100% relative abundance	100.0	
96	5.0 - 9.0 % of mass 95	6.7	
173	Less than 2.0 % of mass 174	0.0	(0.0) 1
174	50.0 - 120.00 % of mass 95	76.2	
175	5.0 - 9.0 % of mass 174	6.0	(7.9) 1
176	95.0 - 101.0 % of mass 174	75.6	(99.2) 1
177	5.0 - 9.0 % of mass 176	5.1	(6.8) 2

1-Value is % mass 174 2-Value is % mass 176

THIS CHECK APPLIES TO THE FOLLOWING SAMPLES, MS, MSD, BLANKS AND STANDARDS:

CLIENT SAMPLE ID	LAB SAMPLE ID	LAB FILE ID	DATE ANALYZED	TIME ANALYZED
	CCVIS 460-438052/3	N06156.D	05/19/2017	07:27
	LCS 460-438052/4	N06157.D	05/19/2017	07:49
	LCSD 460-438052/5	N06158.D	05/19/2017	08:12
	MB 460-438052/8	N06161.D	05/19/2017	09:21
MW-547I	460-133545-15	N06164.D	05/19/2017	10:29
MW-547D	460-133545-16	N06165.D	05/19/2017	10:52
MW-549I	460-133545-17	N06166.D	05/19/2017	11:15
PZ-522I	460-133545-18	N06167.D	05/19/2017	11:37
PZ-524S	460-133545-19	N06168.D	05/19/2017	12:00
PZ-524I	460-133545-20	N06169.D	05/19/2017	12:23
DUP-01	460-133545-21	N06170.D	05/19/2017	12:46

FORM V
GC/MS VOA INSTRUMENT PERFORMANCE CHECK
BROMOFLUOROBENZENE (BFB)

Lab Name: TestAmerica Edison Job No.: 460-133545-1

SDG No.:

Lab File ID: N06212.D BFB Injection Date: 05/20/2017

Instrument ID: CVOAMS11 BFB Injection Time: 06:34

Analysis Batch No.: 438293

M/E	ION ABUNDANCE CRITERIA	% RELATIVE ABUNDANCE	
50	15.0 - 40.0 % of mass 95	21.8	
75	30.0 - 60.0 % of mass 95	52.8	
95	Base Peak, 100% relative abundance	100.0	
96	5.0 - 9.0 % of mass 95	6.5	
173	Less than 2.0 % of mass 174	0.0	(0.0) 1
174	50.0 - 120.00 % of mass 95	68.8	
175	5.0 - 9.0 % of mass 174	5.4	(7.8) 1
176	95.0 - 101.0 % of mass 174	67.8	(98.5) 1
177	5.0 - 9.0 % of mass 176	4.3	(6.4) 2

1-Value is % mass 174 2-Value is % mass 176

THIS CHECK APPLIES TO THE FOLLOWING SAMPLES, MS, MSD, BLANKS AND STANDARDS:

CLIENT SAMPLE ID	LAB SAMPLE ID	LAB FILE ID	DATE ANALYZED	TIME ANALYZED
	CCVIS 460-438293/3	N06214.D	05/20/2017	07:16
	LCS 460-438293/4	N06215.D	05/20/2017	07:39
	LCSD 460-438293/5	N06216.D	05/20/2017	08:01
	MB 460-438293/8	N06219.D	05/20/2017	09:10
DUP-02	460-133545-22	N06226.D	05/20/2017	12:05

FORM VIII
GC/MS VOA INTERNAL STANDARD AREA AND RETENTION TIME SUMMARY

Lab Name: TestAmerica Edison Job No.: 460-133545-1

SDG No.:

Sample No.: CCVIS 460-437971/2 Date Analyzed: 05/18/2017 19:12

Instrument ID: CVOAMS11 GC Column: DB-624 ID: 0.18(mm)

Lab File ID (Standard): N06127.D Heated Purge: (Y/N) N

Calibration ID: 62326

		FB		DXE		CBNZd5	
		AREA #	RT #	AREA #	RT #	AREA #	RT #
12/24 HOUR STD		11189	3.78	1843	4.49	16461	7.40
UPPER LIMIT		22378	4.28	3686	4.99	32922	7.90
LOWER LIMIT		5595	3.28	922	3.99	8231	6.90
LAB SAMPLE ID	CLIENT SAMPLE ID						
LCS 460-437971/3		13543	3.78	1427	4.50	17142	7.40
LCSD 460-437971/4		16312	3.78	1455	4.50	17421	7.40
MB 460-437971/7		10429	3.78	1262	4.50	14090	7.40
460-133545-1	TB-051617	11149	3.78	1399	4.50	15947	7.40
460-133545-2	MW-1I	7483	3.78	1504	4.50	13468	7.40
460-133545-3	MW-2I	6561	3.78	1658	4.50	12249	7.40
460-133545-4	MW-505S	15486	3.78	1694	4.50	17346	7.40
460-133545-5	MW-505I	7980	3.78	1076	4.50	13922	7.40
460-133545-6	MW-531I	10325	3.78	1690	4.50	14874	7.40
460-133545-7	MW-532S	8804	3.78	1597	4.50	14545	7.40
460-133545-8	MW-532D	7988	3.78	938	4.50	13303	7.40
460-133545-9	MW-544S	9413	3.78	1496	4.50	13704	7.40
460-133545-10	MW-544I	11464	3.78	1630	4.50	15301	7.40
460-133545-11	MW-545S	17685	3.78	1538	4.50	17050	7.40
460-133545-12	MW-545I	15557	3.78	1509	4.50	15831	7.40
460-133545-13	MW-546S	17207	3.78	1411	4.50	16446	7.40
460-133545-14	MW-546I	18615	3.78	1474	4.50	17014	7.40

FB = Fluorobenzene
DXE = 1,4-Dioxane-d8
CBNZd5 = Chlorobenzene-d5

Area Limit = 50%-200% of internal standard area
RT Limit = ± 0.5 minutes of internal standard RT

Column used to flag values outside QC limits

FORM VIII 8260C SIM

FORM VIII
GC/MS VOA INTERNAL STANDARD AREA AND RETENTION TIME SUMMARY

Lab Name: TestAmerica Edison Job No.: 460-133545-1

SDG No.:

Sample No.: CCVIS 460-438052/3 Date Analyzed: 05/19/2017 07:27

Instrument ID: CVOAMS11 GC Column: DB-624 ID: 0.18(mm)

Lab File ID (Standard): N06156.D Heated Purge: (Y/N) N

Calibration ID: 62326

		FB		DXE		CBNZd5	
		AREA #	RT #	AREA #	RT #	AREA #	RT #
12/24 HOUR STD		16558	3.78	1474	4.50	16429	7.40
UPPER LIMIT		33116	4.28	2948	5.00	32858	7.90
LOWER LIMIT		8279	3.28	737	4.00	8215	6.90
LAB SAMPLE ID	CLIENT SAMPLE ID						
LCS 460-438052/4		14310	3.78	1474	4.50	15648	7.40
LCSD 460-438052/5		15705	3.78	1340	4.50	15676	7.40
MB 460-438052/8		8922	3.78	1072	4.50	12234	7.40
460-133545-15	MW-547I	9683	3.78	1660	4.50	12834	7.40
460-133545-16	MW-547D	8875	3.78	1233	4.50	13366	7.40
460-133545-17	MW-549I	12325	3.78	1522	4.50	14206	7.40
460-133545-18	PZ-522I	8275*	3.78	1298	4.50	12734	7.40
460-133545-19	PZ-524S	7697*	3.78	1425	4.50	11673	7.40
460-133545-20	PZ-524I	10484	3.78	1179	4.50	13472	7.40
460-133545-21	DUP-01	10063	3.78	1364	4.49	11979	7.40

FB = Fluorobenzene
DXE = 1,4-Dioxane-d8
CBNZd5 = Chlorobenzene-d5

Area Limit = 50%-200% of internal standard area
RT Limit = ± 0.5 minutes of internal standard RT

Column used to flag values outside QC limits

FORM VIII 8260C SIM

FORM VIII
GC/MS VOA INTERNAL STANDARD AREA AND RETENTION TIME SUMMARY

Lab Name: TestAmerica Edison Job No.: 460-133545-1

SDG No.:

Sample No.: CCVIS 460-438293/3 Date Analyzed: 05/20/2017 07:16

Instrument ID: CVOAMS11 GC Column: DB-624 ID: 0.18(mm)

Lab File ID (Standard): N06214.D Heated Purge: (Y/N) N

Calibration ID: 62326

		FB		DXE		CBNZd5	
		AREA #	RT #	AREA #	RT #	AREA #	RT #
12/24 HOUR STD		17050	3.78	1939	4.50	18510	7.40
UPPER LIMIT		34100	4.28	3878	5.00	37020	7.90
LOWER LIMIT		8525	3.28	970	4.00	9255	6.90
LAB SAMPLE ID	CLIENT SAMPLE ID						
LCS 460-438293/4		18732	3.78	1663	4.50	18501	7.40
LCSD 460-438293/5		18460	3.78	1654	4.50	19155	7.40
MB 460-438293/8		14208	3.78	1418	4.50	16873	7.40
460-133545-22	DUP-02	17800	3.78	1930	4.50	18535	7.40

FB = Fluorobenzene
DXE = 1,4-Dioxane-d8
CBNZd5 = Chlorobenzene-d5

Area Limit = 50%-200% of internal standard area
RT Limit = ± 0.5 minutes of internal standard RT

Column used to flag values outside QC limits

FORM VIII 8260C SIM

FORM I
GC/MS VOA ORGANICS ANALYSIS DATA SHEET

Lab Name: TestAmerica Edison Job No.: 460-133545-1

SDG No.:

Client Sample ID: TB-051617 Lab Sample ID: 460-133545-1

Matrix: Water Lab File ID: N06133.D

Analysis Method: 8260C SIM Date Collected: 05/16/2017 11:25

Sample wt/vol: 10(mL) Date Analyzed: 05/18/2017 21:52

Soil Aliquot Vol: Dilution Factor: 1

Soil Extract Vol.: GC Column: DB-624 ID: 0.18(mm)

% Moisture: Level: (low/med) Low

Analysis Batch No.: 437971 Units: ug/L

CAS NO.	COMPOUND NAME	RESULT	Q	RL	MDL
123-91-1	1,4-Dioxane	0.20	U	0.40	0.20

CAS NO.	SURROGATE	%REC	Q	LIMITS
17060-07-0	1,2-Dichloroethane-d4 (Surr)	88		70-130
460-00-4	4-Bromofluorobenzene	109		70-130

TestAmerica Edison
Target Compound Quantitation Report

Data File: \\ChromNA\Edison\ChromData\CVOAMS11\20170518-55315.b\N06133.D
Lims ID: 460-133545-A-1
Client ID: TB-051617
Sample Type: Client
Inject. Date: 18-May-2017 21:52:30 ALS Bottle#: 7 Worklist Smp#: 8
Purge Vol: 5.000 mL Dil. Factor: 1.0000
Sample Info: 460-133545-A-1
Misc. Info.: 460-0055315-008
Operator ID: Instrument ID: CVOAMS11

Method: \\ChromNA\Edison\ChromData\CVOAMS11\20170518-55315.b\8260SIMW11.m
Limit Group: VOA - 8260C Water and Solid
Last Update: 19-May-2017 07:49:53 Calib Date: 10-May-2017 14:06:30
Integrator: RTE ID Type: RT Order ID
Quant Method: Internal Standard Quant By: Initial Calibration
Last ICal File: \\ChromNA\Edison\ChromData\CVOAMS11\20170510-54942.b\N05892.D

Column 1 : DB-624 (0.18 mm) Det: MS SCAN
Process Host: XAWRK018

First Level Reviewer: desais Date: 19-May-2017 07:12:06

Compound	Sig	RT (min.)	Exp RT (min.)	Dlt RT (min.)	Q	Response	OnCol Amt ug/l	Flags
* 1 Fluorobenzene	96	3.779	3.779	0.000	100	11149	0.5000	
* 2 1,4-Dioxane-d8	64	4.497	4.487	0.009	95	1399	10.0	
* 3 Chlorobenzene-d5	82	7.397	7.397	0.000	100	15947	0.5000	
$ 4 1,2-Dichloroethane-d4 (Sur	65	3.468	3.468	0.000	99	2690	0.4380	
$ 5 4-Bromofluorobenzene	95	9.125	9.125	0.000	99	17960	0.5460	

Reagents:

SimissurNEW_00006 Amount Added: 2.00 Units: uL Run Reagent

Report Date: 19-May-2017 07:52:29 Chrom Revision: 2.2 25-Apr-2017 13:27:22

TestAmerica Edison

Data File: \\ChromNA\Edison\ChromData\CVOAMS11\20170518-55315.b\N06133.D

Injection Date:	18-May-2017 21:52:30	Instrument ID:	CVOAMS11	Operator ID:	
Lims ID:	460-133545-A-1	Lab Sample ID:	460-133545-1	Worklist Smp#:	8
Client ID:	TB-051617				
Purge Vol:	5.000 mL	Dil. Factor:	1.0000	ALS Bottle#:	7
Method:	8260SIMW11	Limit Group:	VOA - 8260C Water and Solid		

Column: DB-624 (0.18 mm)

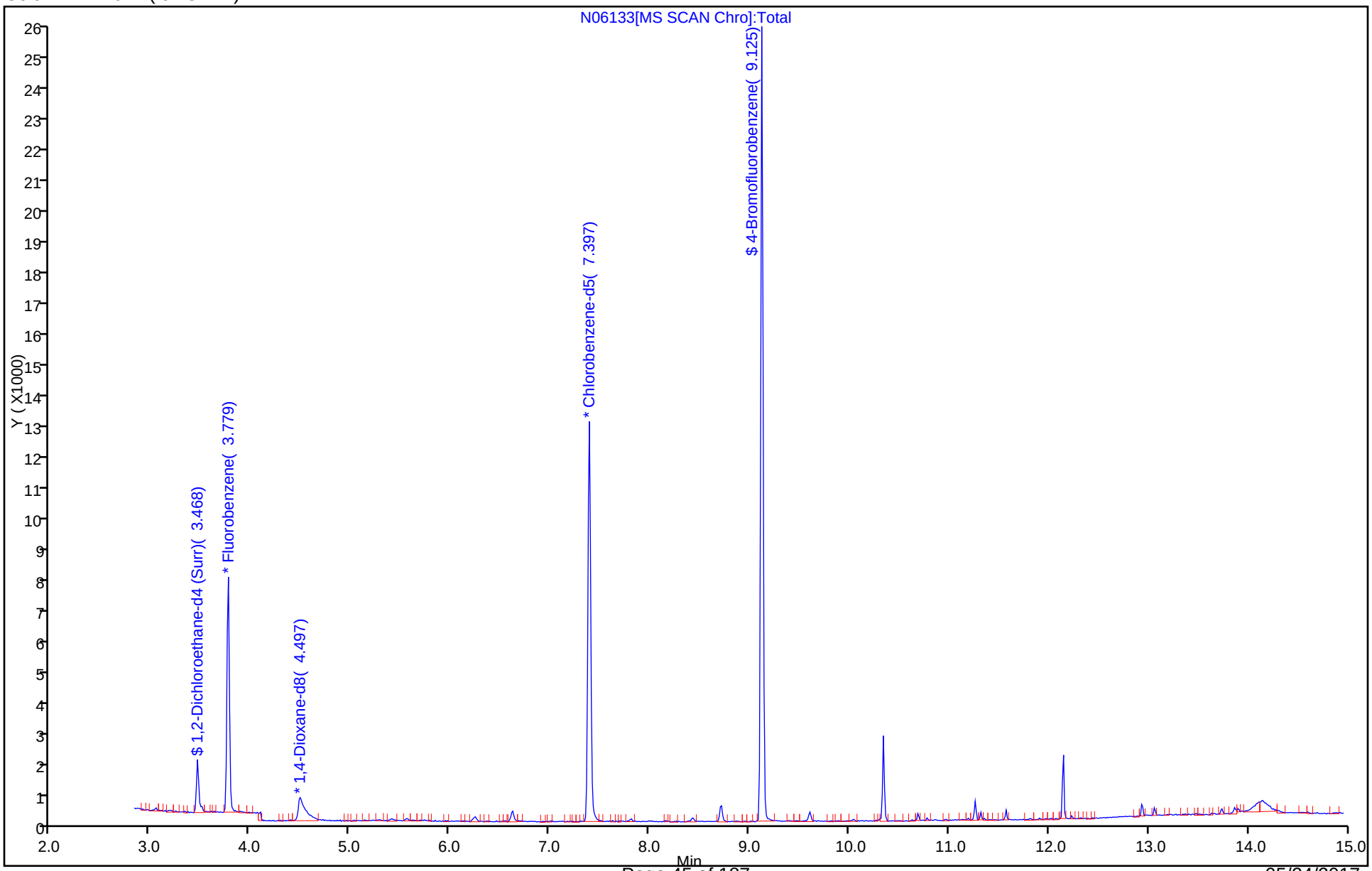

FORM I
GC/MS VOA ORGANICS ANALYSIS DATA SHEET

Lab Name: TestAmerica Edison | Job No.: 460-133545-1

SDG No.:

Client Sample ID: MW-1I | Lab Sample ID: 460-133545-2

Matrix: Water | Lab File ID: N06140.D

Analysis Method: 8260C SIM | Date Collected: 05/16/2017 11:25

Sample wt/vol: 10(mL) | Date Analyzed: 05/19/2017 00:31

Soil Aliquot Vol: | Dilution Factor: 1

Soil Extract Vol.: | GC Column: DB-624 ID: 0.18(mm)

% Moisture: | Level: (low/med) Low

Analysis Batch No.: 437971 | Units: ug/L

CAS NO.	COMPOUND NAME	RESULT	Q	RL	MDL
123-91-1	1,4-Dioxane	0.20	U	0.40	0.20

CAS NO.	SURROGATE	%REC	Q	LIMITS
17060-07-0	1,2-Dichloroethane-d4 (Surr)	92		70-130
460-00-4	4-Bromofluorobenzene	126		70-130

TestAmerica Edison
Target Compound Quantitation Report

Data File: \\ChromNA\Edison\ChromData\CVOAMS11\20170518-55315.b\N06140.D
Lims ID: 460-133545-A-2
Client ID: MW-1I
Sample Type: Client
Inject. Date: 19-May-2017 00:31:30 ALS Bottle#: 14 Worklist Smp#: 15
Purge Vol: 5.000 mL Dil. Factor: 1.0000
Sample Info: 460-133545-A-2
Misc. Info.: 460-0055315-015
Operator ID: Instrument ID: CVOAMS11

Method: \\ChromNA\Edison\ChromData\CVOAMS11\20170518-55315.b\8260SIMW11.m
Limit Group: VOA - 8260C Water and Solid
Last Update: 19-May-2017 07:49:08 Calib Date: 10-May-2017 14:06:30
Integrator: RTE ID Type: RT Order ID
Quant Method: Internal Standard Quant By: Initial Calibration
Last ICal File: \\ChromNA\Edison\ChromData\CVOAMS11\20170510-54942.b\N05892.D

Column 1 : DB-624 (0.18 mm) Det: MS SCAN
Process Host: XAWRK018

First Level Reviewer: desais Date: 19-May-2017 07:14:22

Compound	Sig	RT (min.)	Exp RT (min.)	Dlt RT (min.)	Q	Response	OnCol Amt ug/l	Flags
* 1 Fluorobenzene	96	3.778	3.779	-0.001	100	7483	0.5000	
* 2 1,4-Dioxane-d8	64	4.496	4.487	0.009	95	1504	10.0	
* 3 Chlorobenzene-d5	82	7.397	7.397	0.000	100	13468	0.5000	
$ 4 1,2-Dichloroethane-d4 (Sur	65	3.468	3.468	0.000	100	1899	0.4607	
$ 5 4-Bromofluorobenzene	95	9.124	9.125	-0.001	99	17504	0.6301	

Reagents:

SimissurNEW_00006 Amount Added: 2.00 Units: uL Run Reagent

Report Date: 19-May-2017 07:49:21 Chrom Revision: 2.2 25-Apr-2017 13:27:22

TestAmerica Edison

Data File: \\ChromNA\Edison\ChromData\CVOAMS11\20170518-55315.b\N06140.D

Injection Date:	19-May-2017 00:31:30	Instrument ID:	CVOAMS11	Operator ID:	
Lims ID:	460-133545-A-2	Lab Sample ID:	460-133545-2	Worklist Smp#:	15
Client ID:	MW-1I				
Purge Vol:	5.000 mL	Dil. Factor:	1.0000	ALS Bottle#:	14
Method:	8260SIMW11	Limit Group:	VOA - 8260C Water and Solid		

Column: DB-624 (0.18 mm)

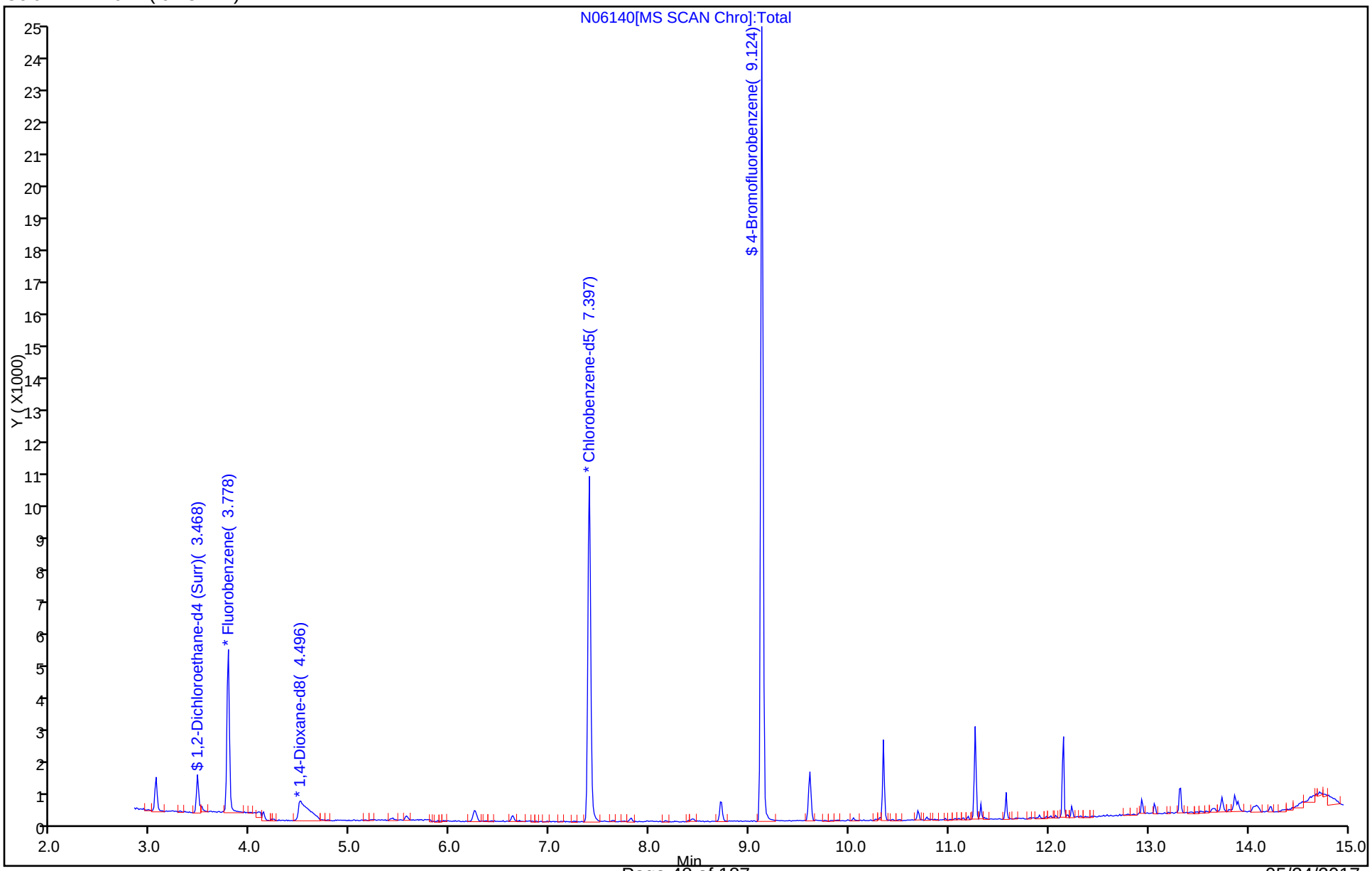

FORM I
GC/MS VOA ORGANICS ANALYSIS DATA SHEET

Lab Name: TestAmerica Edison | Job No.: 460-133545-1

SDG No.:

Client Sample ID: MW-2I | Lab Sample ID: 460-133545-3

Matrix: Water | Lab File ID: N06141.D

Analysis Method: 8260C SIM | Date Collected: 05/16/2017 08:20

Sample wt/vol: 10(mL) | Date Analyzed: 05/19/2017 00:54

Soil Aliquot Vol: | Dilution Factor: 1

Soil Extract Vol.: | GC Column: DB-624 ID: 0.18(mm)

% Moisture: | Level: (low/med) Low

Analysis Batch No.: 437971 | Units: ug/L

CAS NO.	COMPOUND NAME	RESULT	Q	RL	MDL
123-91-1	1,4-Dioxane	0.20	U	0.40	0.20

CAS NO.	SURROGATE	%REC	Q	LIMITS
17060-07-0	1,2-Dichloroethane-d4 (Surr)	82		70-130
460-00-4	4-Bromofluorobenzene	125		70-130

TestAmerica Edison
Target Compound Quantitation Report

Data File: \\ChromNA\Edison\ChromData\CVOAMS11\20170518-55315.b\N06141.D
Lims ID: 460-133545-A-3
Client ID: MW-2I
Sample Type: Client
Inject. Date: 19-May-2017 00:54:30 ALS Bottle#: 15 Worklist Smp#: 16
Purge Vol: 5.000 mL Dil. Factor: 1.0000
Sample Info: 460-133545-A-3
Misc. Info.: 460-0055315-016
Operator ID: Instrument ID: CVOAMS11

Method: \\ChromNA\Edison\ChromData\CVOAMS11\20170518-55315.b\8260SIMW11.m
Limit Group: VOA - 8260C Water and Solid
Last Update: 19-May-2017 07:49:08 Calib Date: 10-May-2017 14:06:30
Integrator: RTE ID Type: RT Order ID
Quant Method: Internal Standard Quant By: Initial Calibration
Last ICal File: \\ChromNA\Edison\ChromData\CVOAMS11\20170510-54942.b\N05892.D

Column 1 : DB-624 (0.18 mm) Det: MS SCAN
Process Host: XAWRK018

First Level Reviewer: desais Date: 19-May-2017 07:14:41

Compound	Sig	RT (min.)	Exp RT (min.)	Dlt RT (min.)	Q	Response	OnCol Amt ug/l	Flags
* 1 Fluorobenzene	96	3.779	3.779	0.000	100	6561	0.5000	
* 2 1,4-Dioxane-d8	64	4.496	4.487	0.009	90	1658	10.0	
* 3 Chlorobenzene-d5	82	7.397	7.397	0.000	100	12249	0.5000	
$ 4 1,2-Dichloroethane-d4 (Sur	65	3.468	3.468	0.000	100	1491	0.4126	
$ 5 4-Bromofluorobenzene	95	9.124	9.125	-0.001	99	15844	0.6271	

Reagents:

SimissurNEW_00006 Amount Added: 2.00 Units: uL Run Reagent

Report Date: 19-May-2017 07:49:22 Chrom Revision: 2.2 25-Apr-2017 13:27:22

TestAmerica Edison

Data File: \\ChromNA\Edison\ChromData\CVOAMS11\20170518-55315.b\N06141.D

Injection Date:	19-May-2017 00:54:30	Instrument ID:	CVOAMS11	Operator ID:	
Lims ID:	460-133545-A-3	Lab Sample ID:	460-133545-3	Worklist Smp#:	16
Client ID:	MW-2I				
Purge Vol:	5.000 mL	Dil. Factor:	1.0000	ALS Bottle#:	15
Method:	8260SIMW11	Limit Group:	VOA - 8260C Water and Solid		

Column: DB-624 (0.18 mm)

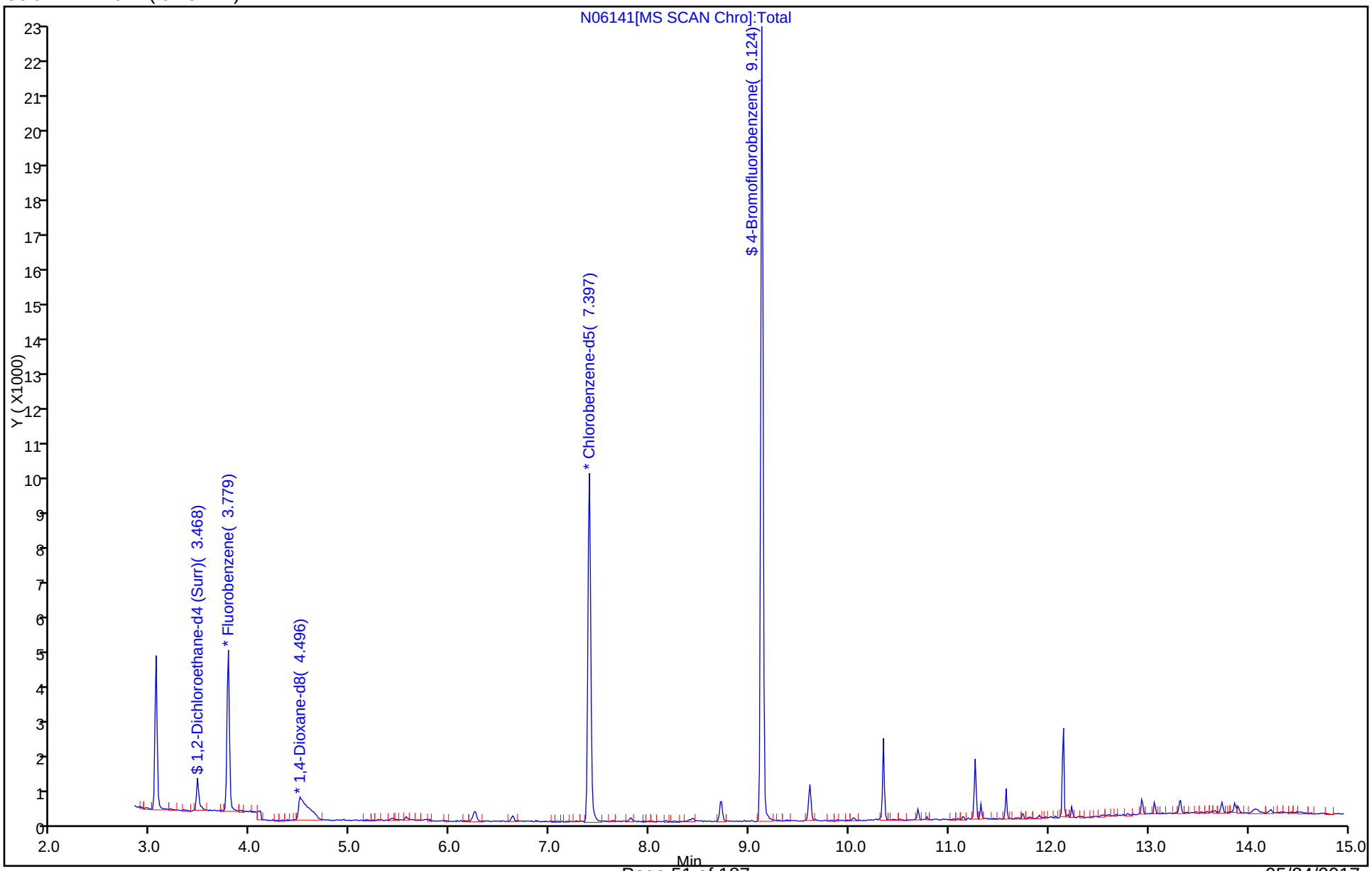

FORM I
GC/MS VOA ORGANICS ANALYSIS DATA SHEET

Lab Name: TestAmerica Edison Job No.: 460-133545-1

SDG No.:

Client Sample ID: MW-505S Lab Sample ID: 460-133545-4

Matrix: Water Lab File ID: N06142.D

Analysis Method: 8260C SIM Date Collected: 05/16/2017 10:15

Sample wt/vol: 10(mL) Date Analyzed: 05/19/2017 01:16

Soil Aliquot Vol: Dilution Factor: 1

Soil Extract Vol.: GC Column: DB-624 ID: 0.18(mm)

% Moisture: Level: (low/med) Low

Analysis Batch No.: 437971 Units: ug/L

CAS NO.	COMPOUND NAME	RESULT	Q	RL	MDL
123-91-1	1,4-Dioxane	0.20	U	0.40	0.20

CAS NO.	SURROGATE	%REC	Q	LIMITS
17060-07-0	1,2-Dichloroethane-d4 (Surr)	109		70-130
460-00-4	4-Bromofluorobenzene	105		70-130

TestAmerica Edison
Target Compound Quantitation Report

Data File: \\ChromNA\Edison\ChromData\CVOAMS11\20170518-55315.b\N06142.D
Lims ID: 460-133545-A-4
Client ID: MW-505S
Sample Type: Client
Inject. Date: 19-May-2017 01:16:30 ALS Bottle#: 16 Worklist Smp#: 17
Purge Vol: 5.000 mL Dil. Factor: 1.0000
Sample Info: 460-133545-A-4
Misc. Info.: 460-0055315-017
Operator ID: Instrument ID: CVOAMS11

Method: \\ChromNA\Edison\ChromData\CVOAMS11\20170518-55315.b\8260SIMW11.m
Limit Group: VOA - 8260C Water and Solid
Last Update: 19-May-2017 07:49:08 Calib Date: 10-May-2017 14:06:30
Integrator: RTE ID Type: RT Order ID
Quant Method: Internal Standard Quant By: Initial Calibration
Last ICal File: \\ChromNA\Edison\ChromData\CVOAMS11\20170510-54942.b\N05892.D

Column 1 : DB-624 (0.18 mm) Det: MS SCAN
Process Host: XAWRK018

First Level Reviewer: desais Date: 19-May-2017 07:14:52

Compound	Sig	RT (min.)	Exp RT (min.)	Dlt RT (min.)	Q	Response	OnCol Amt ug/l	Flags
* 1 Fluorobenzene	96	3.779	3.779	0.000	100	15486	0.5000	
* 2 1,4-Dioxane-d8	64	4.496	4.487	0.009	93	1694	10.0	
* 3 Chlorobenzene-d5	82	7.397	7.397	0.000	100	17346	0.5000	
$ 4 1,2-Dichloroethane-d4 (Sur	65	3.468	3.468	0.000	97	4634	0.5433	
$ 5 4-Bromofluorobenzene	95	9.124	9.125	-0.001	98	18792	0.5252	

Reagents:

SimissurNEW_00006 Amount Added: 2.00 Units: uL Run Reagent

Report Date: 19-May-2017 07:49:23 Chrom Revision: 2.2 25-Apr-2017 13:27:22

TestAmerica Edison

Data File: \\ChromNA\Edison\ChromData\CVOAMS11\20170518-55315.b\N06142.D

Injection Date:	19-May-2017 01:16:30	Instrument ID:	CVOAMS11	Operator ID:	
Lims ID:	460-133545-A-4	Lab Sample ID:	460-133545-4	Worklist Smp#:	17
Client ID:	MW-505S				
Purge Vol:	5.000 mL	Dil. Factor:	1.0000	ALS Bottle#:	16
Method:	8260SIMW11	Limit Group:	VOA - 8260C Water and Solid		

Column: DB-624 (0.18 mm)

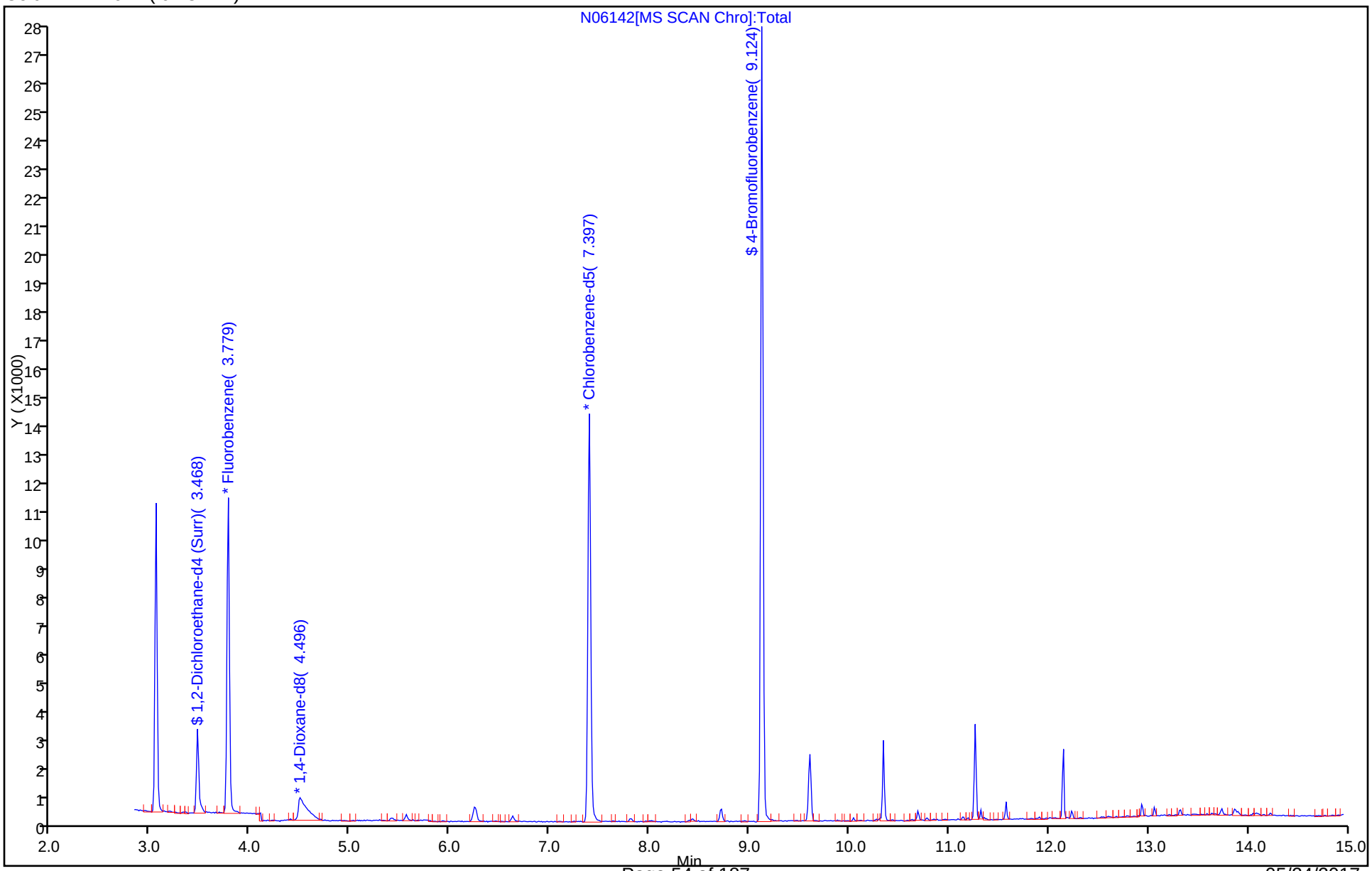

FORM I
GC/MS VOA ORGANICS ANALYSIS DATA SHEET

Lab Name: TestAmerica Edison | Job No.: 460-133545-1

SDG No.:

Client Sample ID: MW-505I | Lab Sample ID: 460-133545-5

Matrix: Water | Lab File ID: N06143.D

Analysis Method: 8260C SIM | Date Collected: 05/16/2017 10:20

Sample wt/vol: 10(mL) | Date Analyzed: 05/19/2017 01:39

Soil Aliquot Vol: | Dilution Factor: 1

Soil Extract Vol.: | GC Column: DB-624 ID: 0.18(mm)

% Moisture: | Level: (low/med) Low

Analysis Batch No.: 437971 | Units: ug/L

CAS NO.	COMPOUND NAME	RESULT	Q	RL	MDL
123-91-1	1,4-Dioxane	0.20	U	0.40	0.20

CAS NO.	SURROGATE	%REC	Q	LIMITS
17060-07-0	1,2-Dichloroethane-d4 (Surr)	87		70-130
460-00-4	4-Bromofluorobenzene	121		70-130

TestAmerica Edison
Target Compound Quantitation Report

Data File: \\ChromNA\Edison\ChromData\CVOAMS11\20170518-55315.b\N06143.D
Lims ID: 460-133545-A-5
Client ID: MW-505I
Sample Type: Client
Inject. Date: 19-May-2017 01:39:30 ALS Bottle#: 17 Worklist Smp#: 18
Purge Vol: 5.000 mL Dil. Factor: 1.0000
Sample Info: 460-133545-A-5
Misc. Info.: 460-0055315-018
Operator ID: Instrument ID: CVOAMS11

Method: \\ChromNA\Edison\ChromData\CVOAMS11\20170518-55315.b\8260SIMW11.m
Limit Group: VOA - 8260C Water and Solid
Last Update: 19-May-2017 07:49:08 Calib Date: 10-May-2017 14:06:30
Integrator: RTE ID Type: RT Order ID
Quant Method: Internal Standard Quant By: Initial Calibration
Last ICal File: \\ChromNA\Edison\ChromData\CVOAMS11\20170510-54942.b\N05892.D

Column 1 : DB-624 (0.18 mm) Det: MS SCAN
Process Host: XAWRK018

First Level Reviewer: desais Date: 19-May-2017 07:15:01

Compound	Sig	RT (min.)	Exp RT (min.)	Dlt RT (min.)	Q	Response	OnCol Amt ug/l	Flags
* 1 Fluorobenzene	96	3.779	3.779	0.000	100	7980	0.5000	
* 2 1,4-Dioxane-d8	64	4.496	4.487	0.009	90	1076	10.0	
* 3 Chlorobenzene-d5	82	7.397	7.397	0.000	100	13922	0.5000	
$ 4 1,2-Dichloroethane-d4 (Sur	65	3.468	3.468	0.000	98	1907	0.4338	
$ 5 4-Bromofluorobenzene	95	9.124	9.125	-0.001	98	17410	0.6063	

Reagents:

SimissurNEW_00006 Amount Added: 2.00 Units: uL Run Reagent

Report Date: 19-May-2017 07:49:24 Chrom Revision: 2.2 25-Apr-2017 13:27:22

TestAmerica Edison

Data File: \\ChromNA\Edison\ChromData\CVOAMS11\20170518-55315.b\N06143.D

Injection Date:	19-May-2017 01:39:30	Instrument ID:	CVOAMS11	Operator ID:	
Lims ID:	460-133545-A-5	Lab Sample ID:	460-133545-5	Worklist Smp#:	18
Client ID:	MW-505I				
Purge Vol:	5.000 mL	Dil. Factor:	1.0000	ALS Bottle#:	17
Method:	8260SIMW11	Limit Group:	VOA - 8260C Water and Solid		

Column: DB-624 (0.18 mm)

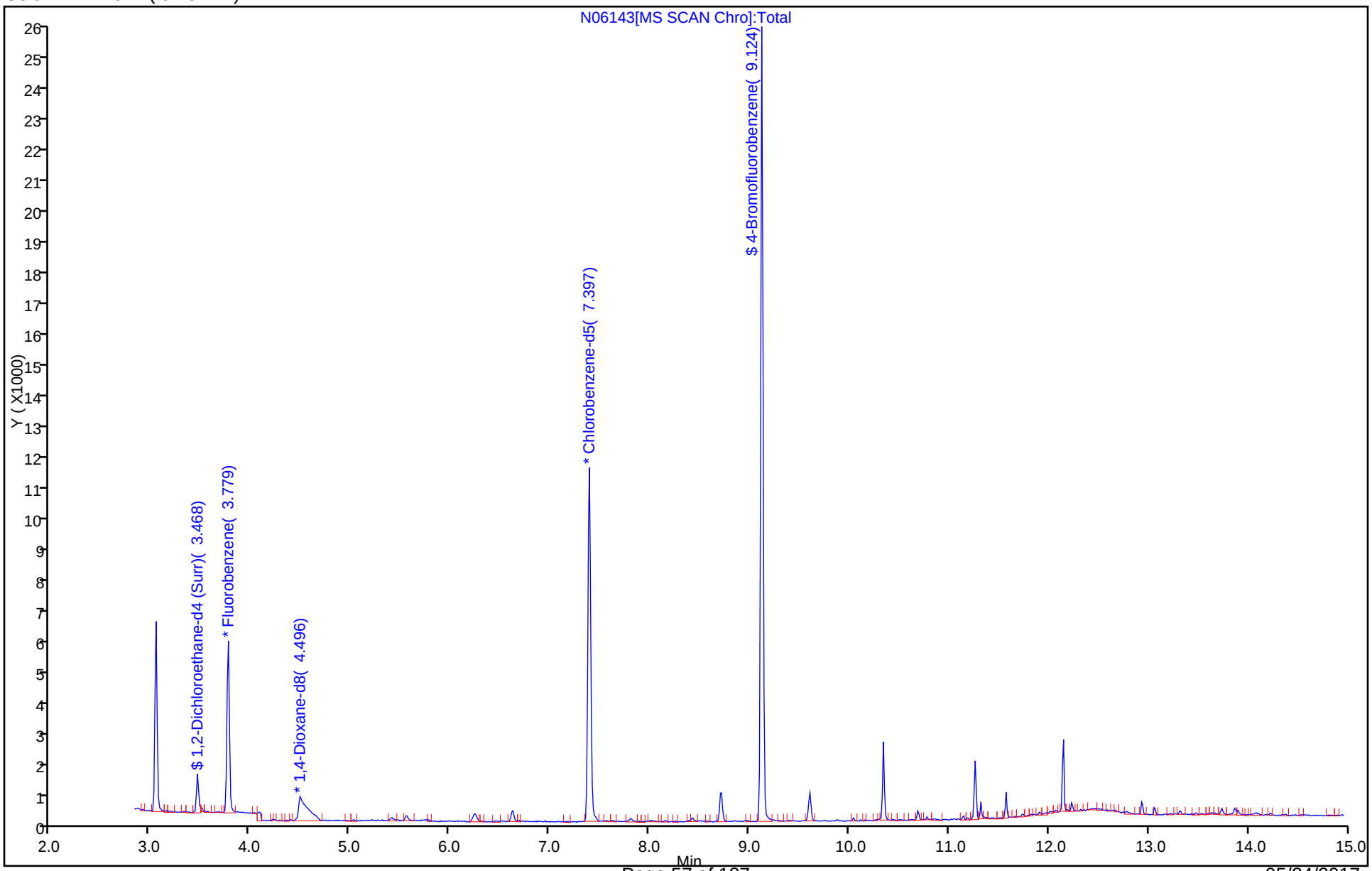

FORM I
GC/MS VOA ORGANICS ANALYSIS DATA SHEET

Lab Name: TestAmerica Edison Job No.: 460-133545-1

SDG No.:

Client Sample ID: MW-531I Lab Sample ID: 460-133545-6

Matrix: Water Lab File ID: N06144.D

Analysis Method: 8260C SIM Date Collected: 05/16/2017 08:00

Sample wt/vol: 10(mL) Date Analyzed: 05/19/2017 02:02

Soil Aliquot Vol: Dilution Factor: 1

Soil Extract Vol.: GC Column: DB-624 ID: 0.18(mm)

% Moisture: Level: (low/med) Low

Analysis Batch No.: 437971 Units: ug/L

CAS NO.	COMPOUND NAME	RESULT	Q	RL	MDL
123-91-1	1,4-Dioxane	0.20	U	0.40	0.20

CAS NO.	SURROGATE	%REC	Q	LIMITS
17060-07-0	1,2-Dichloroethane-d4 (Surr)	85		70-130
460-00-4	4-Bromofluorobenzene	114		70-130

TestAmerica Edison
Target Compound Quantitation Report

Data File: \\ChromNA\Edison\ChromData\CVOAMS11\20170518-55315.b\N06144.D
Lims ID: 460-133545-A-6
Client ID: MW-531I
Sample Type: Client
Inject. Date: 19-May-2017 02:02:30 ALS Bottle#: 18 Worklist Smp#: 19
Purge Vol: 5.000 mL Dil. Factor: 1.0000
Sample Info: 460-133545-A-6
Misc. Info.: 460-0055315-019
Operator ID: Instrument ID: CVOAMS11

Method: \\ChromNA\Edison\ChromData\CVOAMS11\20170518-55315.b\8260SIMW11.m
Limit Group: VOA - 8260C Water and Solid
Last Update: 19-May-2017 07:49:08 Calib Date: 10-May-2017 14:06:30
Integrator: RTE ID Type: RT Order ID
Quant Method: Internal Standard Quant By: Initial Calibration
Last ICal File: \\ChromNA\Edison\ChromData\CVOAMS11\20170510-54942.b\N05892.D

Column 1 : DB-624 (0.18 mm) Det: MS SCAN
Process Host: XAWRK018

First Level Reviewer: desais Date: 19-May-2017 07:15:13

Compound	Sig	RT (min.)	Exp RT (min.)	Dlt RT (min.)	Q	Response	OnCol Amt ug/l	Flags
* 1 Fluorobenzene	96	3.778	3.779	-0.001	100	10325	0.5000	
* 2 1,4-Dioxane-d8	64	4.496	4.487	0.009	92	1690	10.0	
* 3 Chlorobenzene-d5	82	7.397	7.397	0.000	100	14874	0.5000	
$ 4 1,2-Dichloroethane-d4 (Sur	65	3.468	3.468	0.000	100	2408	0.4234	
$ 5 4-Bromofluorobenzene	95	9.124	9.125	-0.001	98	17504	0.5705	

Reagents:

SimissurNEW_00006 Amount Added: 2.00 Units: uL Run Reagent

Report Date: 19-May-2017 07:49:25 Chrom Revision: 2.2 25-Apr-2017 13:27:22

TestAmerica Edison

Data File: \\ChromNA\Edison\ChromData\CVOAMS11\20170518-55315.b\N06144.D

Injection Date:	19-May-2017 02:02:30	Instrument ID:	CVOAMS11	Operator ID:	
Lims ID:	460-133545-A-6	Lab Sample ID:	460-133545-6	Worklist Smp#:	19
Client ID:	MW-531I				
Purge Vol:	5.000 mL	Dil. Factor:	1.0000	ALS Bottle#:	18
Method:	8260SIMW11	Limit Group:	VOA - 8260C Water and Solid		

Column: DB-624 (0.18 mm)

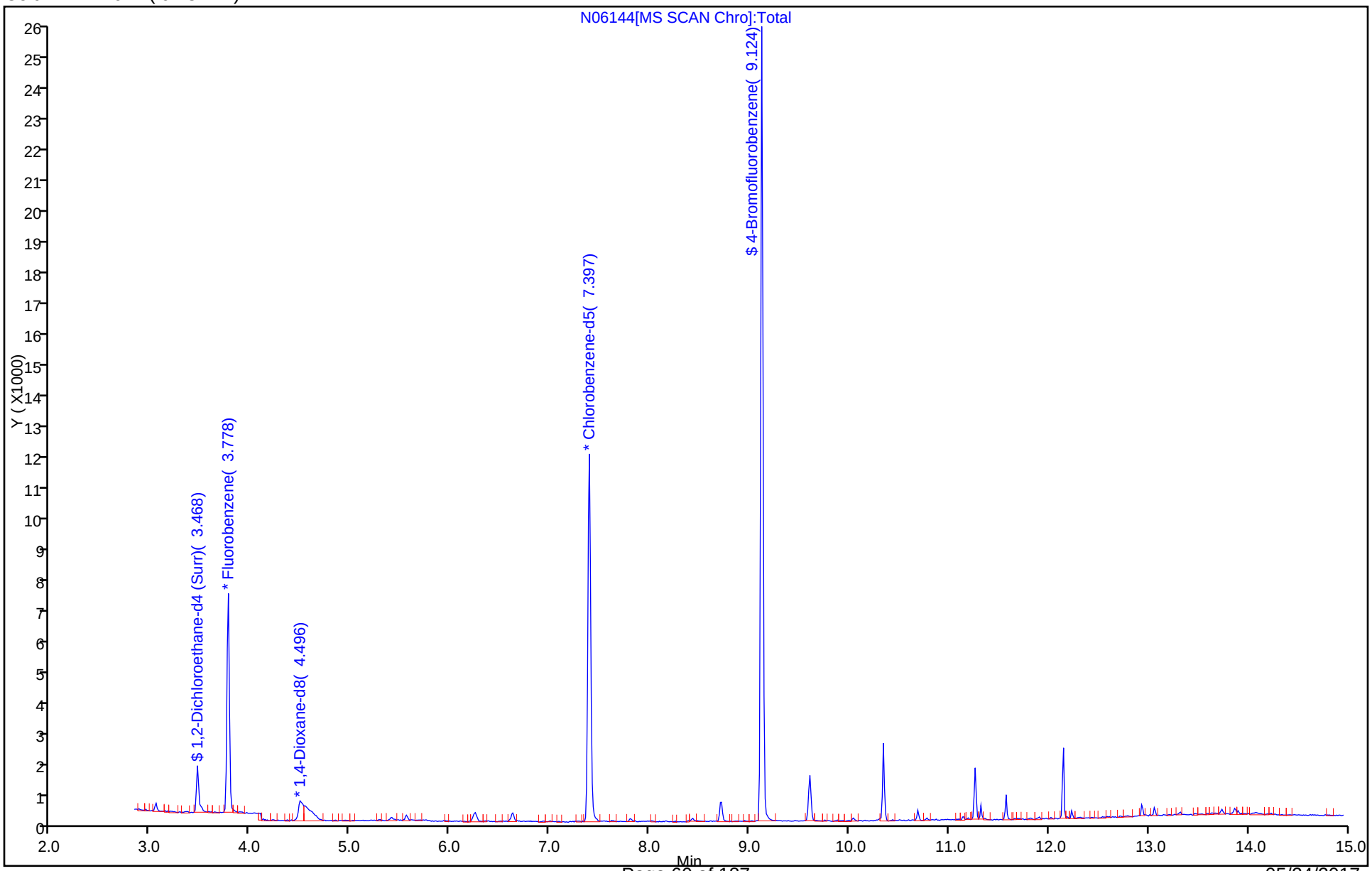

FORM I
GC/MS VOA ORGANICS ANALYSIS DATA SHEET

Lab Name: TestAmerica Edison | Job No.: 460-133545-1

SDG No.:

Client Sample ID: MW-532S | Lab Sample ID: 460-133545-7

Matrix: Water | Lab File ID: N06145.D

Analysis Method: 8260C SIM | Date Collected: 05/16/2017 07:45

Sample wt/vol: 10(mL) | Date Analyzed: 05/19/2017 02:24

Soil Aliquot Vol: | Dilution Factor: 1

Soil Extract Vol.: | GC Column: DB-624 ID: 0.18(mm)

% Moisture: | Level: (low/med) Low

Analysis Batch No.: 437971 | Units: ug/L

CAS NO.	COMPOUND NAME	RESULT	Q	RL	MDL
123-91-1	1,4-Dioxane	0.20	U	0.40	0.20

CAS NO.	SURROGATE	%REC	Q	LIMITS
17060-07-0	1,2-Dichloroethane-d4 (Surr)	88		70-130
460-00-4	4-Bromofluorobenzene	119		70-130

TestAmerica Edison
Target Compound Quantitation Report

Data File: \\ChromNA\Edison\ChromData\CVOAMS11\20170518-55315.b\N06145.D
Lims ID: 460-133545-A-7
Client ID: MW-532S
Sample Type: Client
Inject. Date: 19-May-2017 02:24:30 ALS Bottle#: 19 Worklist Smp#: 20
Purge Vol: 5.000 mL Dil. Factor: 1.0000
Sample Info: 460-133545-A-7
Misc. Info.: 460-0055315-020
Operator ID: Instrument ID: CVOAMS11

Method: \\ChromNA\Edison\ChromData\CVOAMS11\20170518-55315.b\8260SIMW11.m
Limit Group: VOA - 8260C Water and Solid
Last Update: 23-May-2017 16:06:27 Calib Date: 10-May-2017 14:06:30
Integrator: RTE ID Type: RT Order ID
Quant Method: Internal Standard Quant By: Initial Calibration
Last ICal File: \\ChromNA\Edison\ChromData\CVOAMS11\20170510-54942.b\N05892.D

Column 1 : DB-624 (0.18 mm) Det: MS SCAN
Process Host: XAWRK024

First Level Reviewer: desais Date: 19-May-2017 07:15:23

Compound	Sig	RT (min.)	Exp RT (min.)	Dlt RT (min.)	Q	Response	OnCol Amt ug/l	Flags
* 1 Fluorobenzene	96	3.779	3.779	0.000	100	8804	0.5000	
* 2 1,4-Dioxane-d8	64	4.496	4.487	0.009	95	1597	10.0	
* 3 Chlorobenzene-d5	82	7.397	7.397	0.000	100	14545	0.5000	
$ 4 1,2-Dichloroethane-d4 (Sur	65	3.468	3.468	0.000	98	2140	0.4413	
$ 5 4-Bromofluorobenzene	95	9.124	9.125	-0.001	99	17850	0.5950	

Reagents:

SimissurNEW_00006 Amount Added: 2.00 Units: uL Run Reagent

Report Date: 23-May-2017 16:06:27 Chrom Revision: 2.2 25-Apr-2017 13:27:22

TestAmerica Edison

Data File: \\ChromNA\Edison\ChromData\CVOAMS11\20170518-55315.b\N06145.D

Injection Date:	19-May-2017 02:24:30	Instrument ID:	CVOAMS11	Operator ID:	
Lims ID:	460-133545-A-7	Lab Sample ID:	460-133545-7	Worklist Smp#:	20
Client ID:	MW-532S				
Purge Vol:	5.000 mL	Dil. Factor:	1.0000	ALS Bottle#:	19
Method:	8260SIMW11	Limit Group:	VOA - 8260C Water and Solid		

Column: DB-624 (0.18 mm)

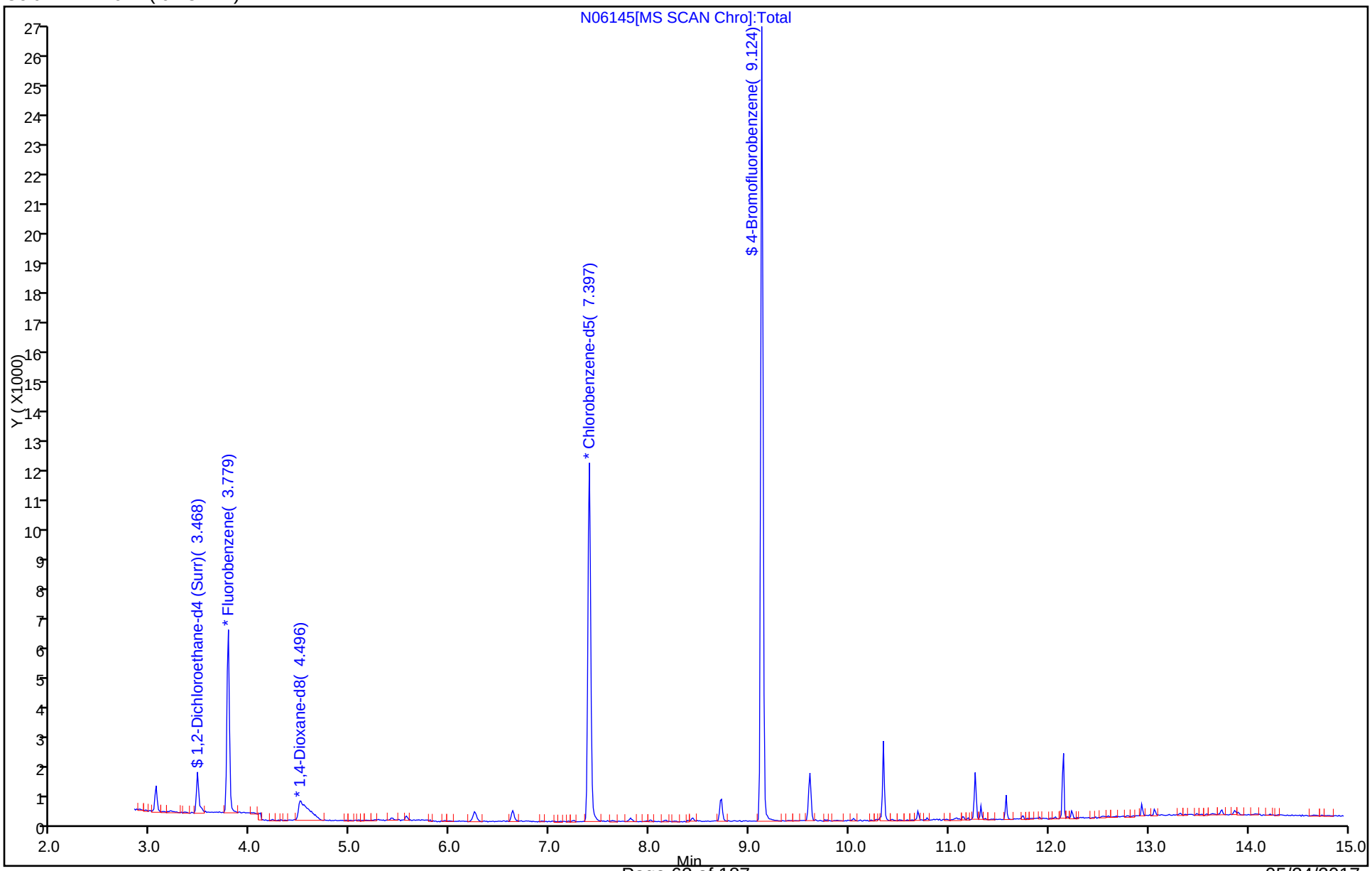

FORM I
GC/MS VOA ORGANICS ANALYSIS DATA SHEET

Lab Name: TestAmerica Edison | Job No.: 460-133545-1

SDG No.:

Client Sample ID: MW-532D | Lab Sample ID: 460-133545-8

Matrix: Water | Lab File ID: N06146.D

Analysis Method: 8260C SIM | Date Collected: 05/16/2017 07:40

Sample wt/vol: 10(mL) | Date Analyzed: 05/19/2017 02:47

Soil Aliquot Vol: | Dilution Factor: 1

Soil Extract Vol.: | GC Column: DB-624 ID: 0.18(mm)

% Moisture: | Level: (low/med) Low

Analysis Batch No.: 437971 | Units: ug/L

CAS NO.	COMPOUND NAME	RESULT	Q	RL	MDL
123-91-1	1,4-Dioxane	0.20	U	0.40	0.20

CAS NO.	SURROGATE	%REC	Q	LIMITS
17060-07-0	1,2-Dichloroethane-d4 (Surr)	90		70-130
460-00-4	4-Bromofluorobenzene	126		70-130

TestAmerica Edison
Target Compound Quantitation Report

Data File: \\ChromNA\Edison\ChromData\CVOAMS11\20170518-55315.b\N06146.D
Lims ID: 460-133545-A-8
Client ID: MW-532D
Sample Type: Client
Inject. Date: 19-May-2017 02:47:30 ALS Bottle#: 20 Worklist Smp#: 21
Purge Vol: 5.000 mL Dil. Factor: 1.0000
Sample Info: 460-133545-A-8
Misc. Info.: 460-0055315-021
Operator ID: Instrument ID: CVOAMS11

Method: \\ChromNA\Edison\ChromData\CVOAMS11\20170518-55315.b\8260SIMW11.m
Limit Group: VOA - 8260C Water and Solid
Last Update: 19-May-2017 07:49:08 Calib Date: 10-May-2017 14:06:30
Integrator: RTE ID Type: RT Order ID
Quant Method: Internal Standard Quant By: Initial Calibration
Last ICal File: \\ChromNA\Edison\ChromData\CVOAMS11\20170510-54942.b\N05892.D

Column 1 : DB-624 (0.18 mm) Det: MS SCAN
Process Host: XAWRK018

First Level Reviewer: desais Date: 19-May-2017 07:46:40

Compound	Sig	RT (min.)	Exp RT (min.)	Dlt RT (min.)	Q	Response	OnCol Amt ug/l	Flags
* 1 Fluorobenzene	96	3.778	3.779	-0.001	100	7988	0.5000	
* 2 1,4-Dioxane-d8	64	4.496	4.487	0.009	94	938	10.0	
* 3 Chlorobenzene-d5	82	7.397	7.397	0.000	100	13303	0.5000	
$ 4 1,2-Dichloroethane-d4 (Sur	65	3.468	3.468	0.000	98	1976	0.4491	
$ 5 4-Bromofluorobenzene	95	9.124	9.125	-0.001	98	17339	0.6319	

Reagents:

SimissurNEW_00006 Amount Added: 2.00 Units: uL Run Reagent

Report Date: 19-May-2017 07:49:27 Chrom Revision: 2.2 25-Apr-2017 13:27:22

TestAmerica Edison

Data File: \\ChromNA\Edison\ChromData\CVOAMS11\20170518-55315.b\N06146.D

Injection Date:	19-May-2017 02:47:30	Instrument ID:	CVOAMS11	Operator ID:	
Lims ID:	460-133545-A-8	Lab Sample ID:	460-133545-8	Worklist Smp#:	21
Client ID:	MW-532D				
Purge Vol:	5.000 mL	Dil. Factor:	1.0000	ALS Bottle#:	20
Method:	8260SIMW11	Limit Group:	VOA - 8260C Water and Solid		

Column: DB-624 (0.18 mm)

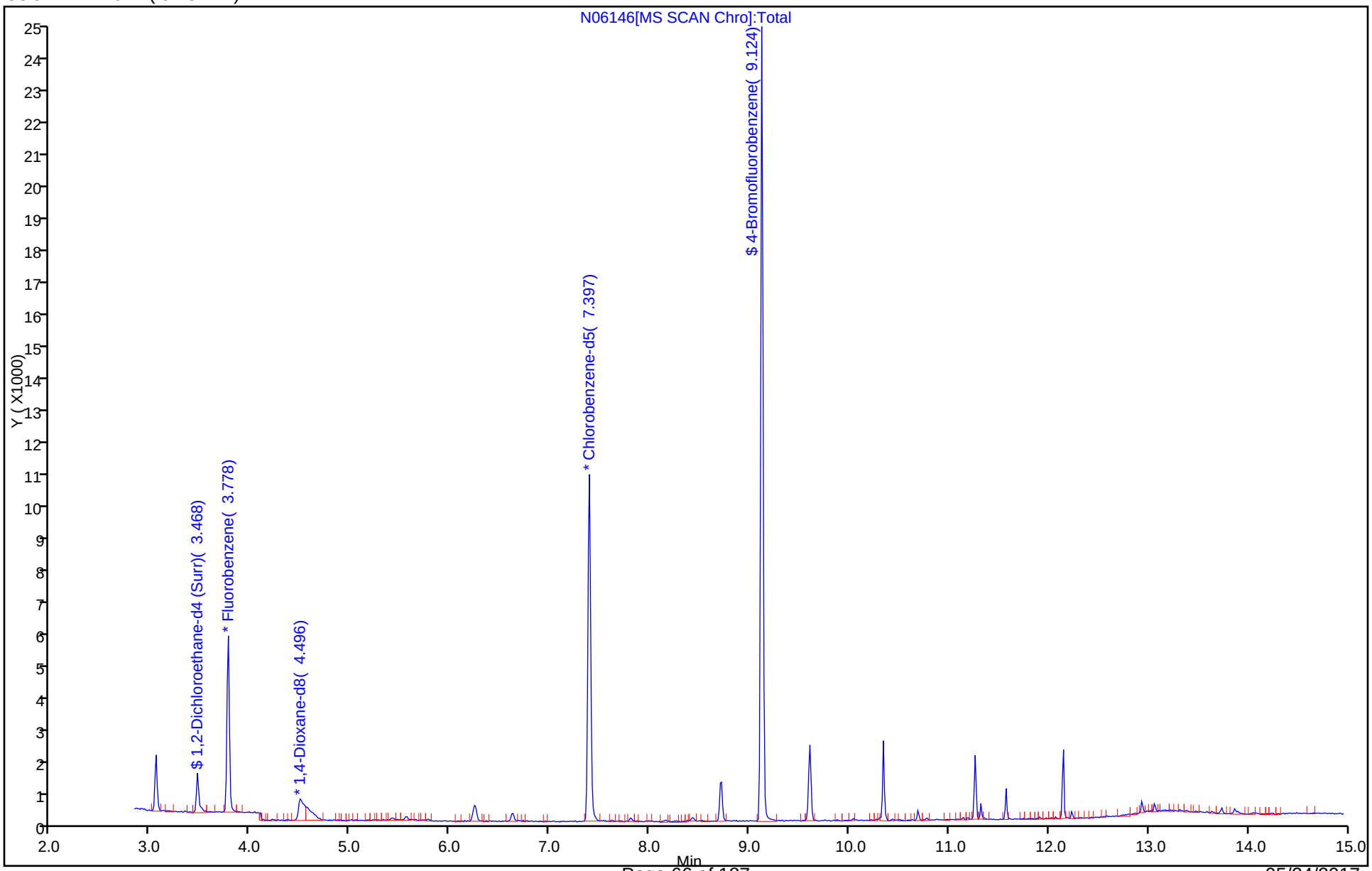

FORM I
GC/MS VOA ORGANICS ANALYSIS DATA SHEET

Lab Name: TestAmerica Edison Job No.: 460-133545-1

SDG No.:

Client Sample ID: MW-544S Lab Sample ID: 460-133545-9

Matrix: Water Lab File ID: N06147.D

Analysis Method: 8260C SIM Date Collected: 05/16/2017 11:00

Sample wt/vol: 10(mL) Date Analyzed: 05/19/2017 03:10

Soil Aliquot Vol: Dilution Factor: 1

Soil Extract Vol.: GC Column: DB-624 ID: 0.18(mm)

% Moisture: Level: (low/med) Low

Analysis Batch No.: 437971 Units: ug/L

CAS NO.	COMPOUND NAME	RESULT	Q	RL	MDL
123-91-1	1,4-Dioxane	0.20	U	0.40	0.20

CAS NO.	SURROGATE	%REC	Q	LIMITS
17060-07-0	1,2-Dichloroethane-d4 (Surr)	85		70-130
460-00-4	4-Bromofluorobenzene	121		70-130

TestAmerica Edison
Target Compound Quantitation Report

Data File: \\ChromNA\Edison\ChromData\CVOAMS11\20170518-55315.b\N06147.D
Lims ID: 460-133545-A-9
Client ID: MW-544S
Sample Type: Client
Inject. Date: 19-May-2017 03:10:30 ALS Bottle#: 21 Worklist Smp#: 22
Purge Vol: 5.000 mL Dil. Factor: 1.0000
Sample Info: 460-133545-A-9
Misc. Info.: 460-0055315-022
Operator ID: Instrument ID: CVOAMS11

Method: \\ChromNA\Edison\ChromData\CVOAMS11\20170518-55315.b\8260SIMW11.m
Limit Group: VOA - 8260C Water and Solid
Last Update: 19-May-2017 07:49:08 Calib Date: 10-May-2017 14:06:30
Integrator: RTE ID Type: RT Order ID
Quant Method: Internal Standard Quant By: Initial Calibration
Last ICal File: \\ChromNA\Edison\ChromData\CVOAMS11\20170510-54942.b\N05892.D

Column 1 : DB-624 (0.18 mm) Det: MS SCAN
Process Host: XAWRK018

First Level Reviewer: desais Date: 19-May-2017 07:47:00

Compound	Sig	RT (min.)	Exp RT (min.)	Dlt RT (min.)	Q	Response	OnCol Amt ug/l	Flags
* 1 Fluorobenzene	96	3.779	3.779	0.000	100	9413	0.5000	
* 2 1,4-Dioxane-d8	64	4.496	4.487	0.009	94	1496	10.0	
* 3 Chlorobenzene-d5	82	7.397	7.397	0.000	100	13704	0.5000	
$ 4 1,2-Dichloroethane-d4 (Sur	65	3.468	3.468	0.000	97	2203	0.4249	
$ 5 4-Bromofluorobenzene	95	9.124	9.125	-0.001	98	17073	0.6040	

Reagents:

SimissurNEW_00006 Amount Added: 2.00 Units: uL Run Reagent

Report Date: 19-May-2017 07:49:27 Chrom Revision: 2.2 25-Apr-2017 13:27:22

TestAmerica Edison

Data File: \\ChromNA\Edison\ChromData\CVOAMS11\20170518-55315.b\N06147.D

Injection Date:	19-May-2017 03:10:30	Instrument ID:	CVOAMS11	Operator ID:	
Lims ID:	460-133545-A-9	Lab Sample ID:	460-133545-9	Worklist Smp#:	22
Client ID:	MW-544S				
Purge Vol:	5.000 mL	Dil. Factor:	1.0000	ALS Bottle#:	21
Method:	8260SIMW11	Limit Group:	VOA - 8260C Water and Solid		

Column: DB-624 (0.18 mm)

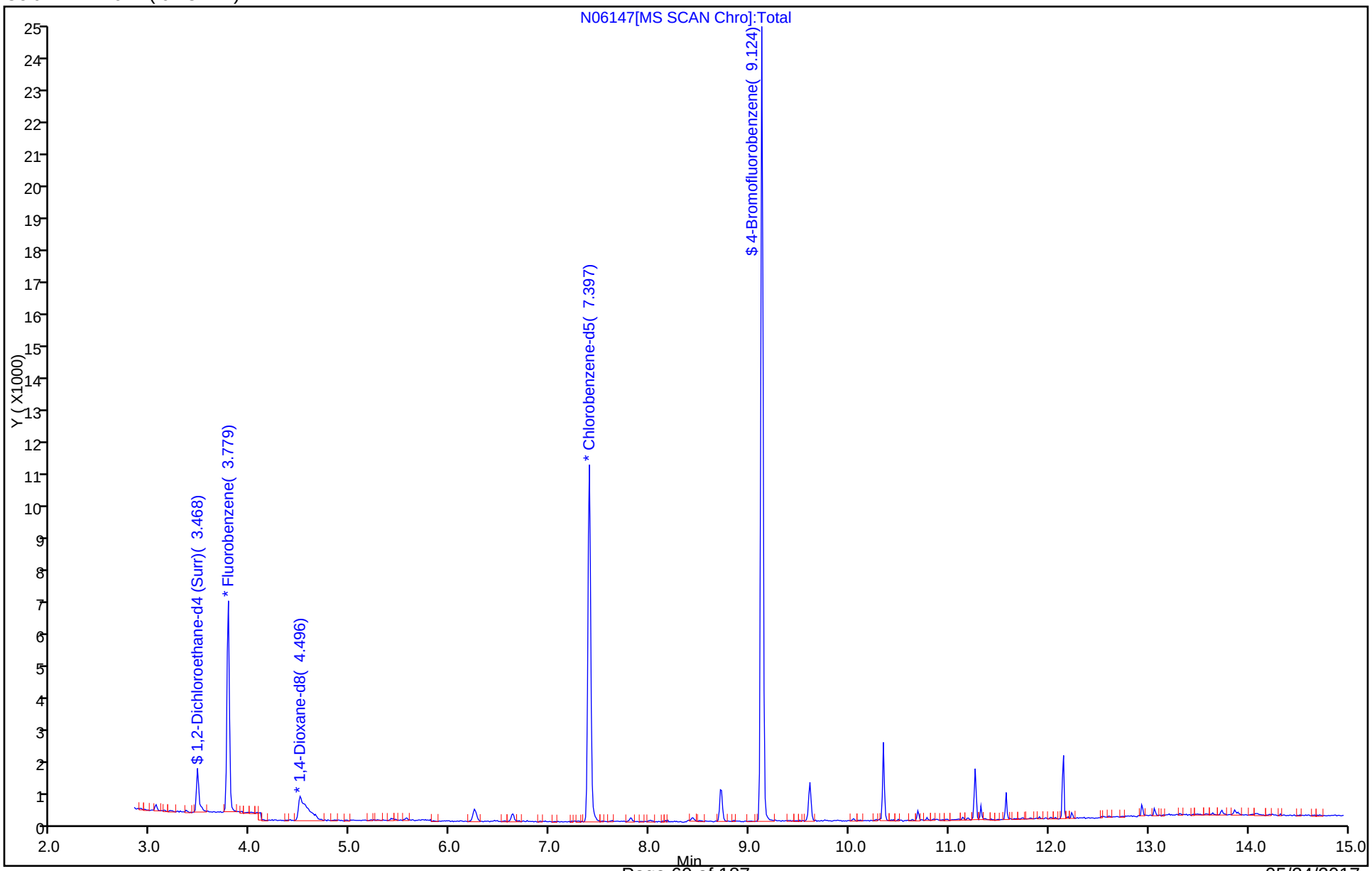

FORM I
GC/MS VOA ORGANICS ANALYSIS DATA SHEET

Lab Name: TestAmerica Edison | Job No.: 460-133545-1

SDG No.:

Client Sample ID: MW-544I | Lab Sample ID: 460-133545-10

Matrix: Water | Lab File ID: N06148.D

Analysis Method: 8260C SIM | Date Collected: 05/16/2017 11:05

Sample wt/vol: 10(mL) | Date Analyzed: 05/19/2017 03:42

Soil Aliquot Vol: | Dilution Factor: 1

Soil Extract Vol.: | GC Column: DB-624 ID: 0.18(mm)

% Moisture: | Level: (low/med) Low

Analysis Batch No.: 437971 | Units: ug/L

CAS NO.	COMPOUND NAME	RESULT	Q	RL	MDL
123-91-1	1,4-Dioxane	0.20	U	0.40	0.20

CAS NO.	SURROGATE	%REC	Q	LIMITS
17060-07-0	1,2-Dichloroethane-d4 (Surr)	103		70-130
460-00-4	4-Bromofluorobenzene	114		70-130

TestAmerica Edison
Target Compound Quantitation Report

Data File: \\ChromNA\Edison\ChromData\CVOAMS11\20170518-55315.b\N06148.D
Lims ID: 460-133545-A-10
Client ID: MW-544I
Sample Type: Client
Inject. Date: 19-May-2017 03:42:30 ALS Bottle#: 22 Worklist Smp#: 23
Purge Vol: 5.000 mL Dil. Factor: 1.0000
Sample Info: 460-133545-A-10
Misc. Info.: 460-0055315-023
Operator ID: Instrument ID: CVOAMS11

Method: \\ChromNA\Edison\ChromData\CVOAMS11\20170518-55315.b\8260SIMW11.m
Limit Group: VOA - 8260C Water and Solid
Last Update: 23-May-2017 16:06:46 Calib Date: 10-May-2017 14:06:30
Integrator: RTE ID Type: RT Order ID
Quant Method: Internal Standard Quant By: Initial Calibration
Last ICal File: \\ChromNA\Edison\ChromData\CVOAMS11\20170510-54942.b\N05892.D

Column 1 : DB-624 (0.18 mm) Det: MS SCAN
Process Host: XAWRK024

First Level Reviewer: desais Date: 19-May-2017 07:47:15

Compound	Sig	RT (min.)	Exp RT (min.)	Dlt RT (min.)	Q	Response	OnCol Amt ug/l	Flags
* 1 Fluorobenzene	96	3.779	3.779	-0.001	100	11464	0.5000	
* 2 1,4-Dioxane-d8	64	4.496	4.487	0.009	94	1630	10.0	
* 3 Chlorobenzene-d5	82	7.397	7.397	0.000	100	15301	0.5000	
$ 4 1,2-Dichloroethane-d4 (Sur	65	3.468	3.468	0.000	98	3263	0.5167	
$ 5 4-Bromofluorobenzene	95	9.124	9.125	-0.001	98	17936	0.5683	

Reagents:

SimissurNEW_00006 Amount Added: 2.00 Units: uL Run Reagent

Report Date: 23-May-2017 16:06:47 Chrom Revision: 2.2 25-Apr-2017 13:27:22

TestAmerica Edison

Data File: \\ChromNA\Edison\ChromData\CVOAMS11\20170518-55315.b\N06148.D

Injection Date:	19-May-2017 03:42:30	Instrument ID:	CVOAMS11	Operator ID:	
Lims ID:	460-133545-A-10	Lab Sample ID:	460-133545-10	Worklist Smp#:	23
Client ID:	MW-544I				
Purge Vol:	5.000 mL	Dil. Factor:	1.0000	ALS Bottle#:	22
Method:	8260SIMW11	Limit Group:	VOA - 8260C Water and Solid		

Column: DB-624 (0.18 mm)

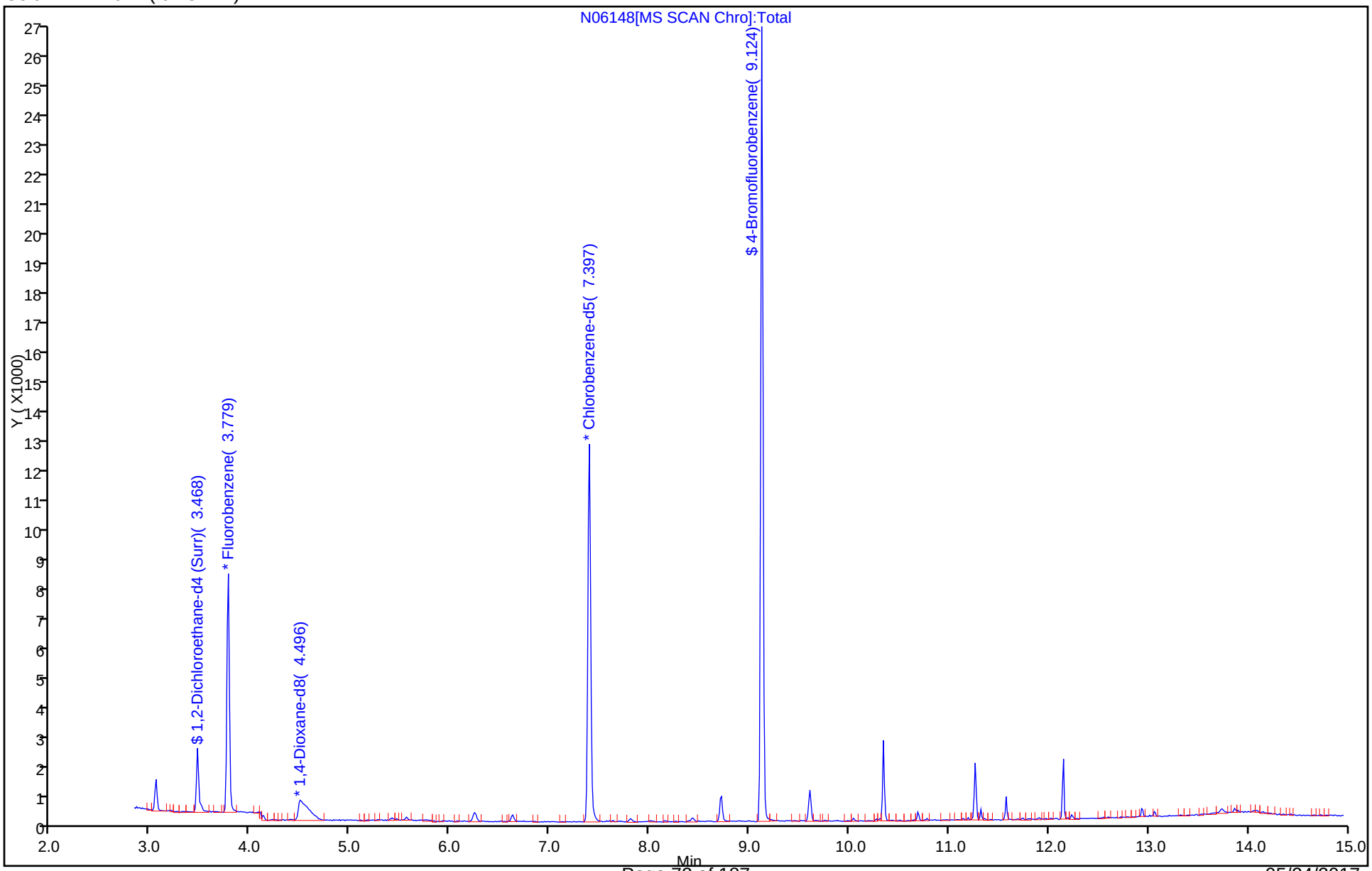

FORM I
GC/MS VOA ORGANICS ANALYSIS DATA SHEET

Lab Name: TestAmerica Edison | Job No.: 460-133545-1

SDG No.:

Client Sample ID: MW-545S | Lab Sample ID: 460-133545-11

Matrix: Water | Lab File ID: N06149.D

Analysis Method: 8260C SIM | Date Collected: 05/16/2017 08:50

Sample wt/vol: 10(mL) | Date Analyzed: 05/19/2017 04:05

Soil Aliquot Vol: | Dilution Factor: 1

Soil Extract Vol.: | GC Column: DB-624 ID: 0.18(mm)

% Moisture: | Level: (low/med) Low

Analysis Batch No.: 437971 | Units: ug/L

CAS NO.	COMPOUND NAME	RESULT	Q	RL	MDL
123-91-1	1,4-Dioxane	0.20	U	0.40	0.20

CAS NO.	SURROGATE	%REC	Q	LIMITS
17060-07-0	1,2-Dichloroethane-d4 (Surr)	103		70-130
460-00-4	4-Bromofluorobenzene	101		70-130

TestAmerica Edison
Target Compound Quantitation Report

Data File: \\ChromNA\Edison\ChromData\CVOAMS11\20170518-55315.b\N06149.D
Lims ID: 460-133545-A-11
Client ID: MW-545S
Sample Type: Client
Inject. Date: 19-May-2017 04:05:30 ALS Bottle#: 23 Worklist Smp#: 24
Purge Vol: 5.000 mL Dil. Factor: 1.0000
Sample Info: 460-133545-A-11
Misc. Info.: 460-0055315-024
Operator ID: Instrument ID: CVOAMS11

Method: \\ChromNA\Edison\ChromData\CVOAMS11\20170518-55315.b\8260SIMW11.m
Limit Group: VOA - 8260C Water and Solid
Last Update: 19-May-2017 07:49:08 Calib Date: 10-May-2017 14:06:30
Integrator: RTE ID Type: RT Order ID
Quant Method: Internal Standard Quant By: Initial Calibration
Last ICal File: \\ChromNA\Edison\ChromData\CVOAMS11\20170510-54942.b\N05892.D

Column 1 : DB-624 (0.18 mm) Det: MS SCAN
Process Host: XAWRK018

First Level Reviewer: desais Date: 19-May-2017 07:47:21

Compound	Sig	RT (min.)	Exp RT (min.)	Dlt RT (min.)	Q	Response	OnCol Amt ug/l	Flags
* 1 Fluorobenzene	96	3.778	3.779	-0.001	100	17685	0.5000	
* 2 1,4-Dioxane-d8	64	4.496	4.487	0.009	93	1538	10.0	
* 3 Chlorobenzene-d5	82	7.397	7.397	0.000	100	17050	0.5000	
$ 4 1,2-Dichloroethane-d4 (Sur	65	3.468	3.468	0.000	98	5014	0.5147	
$ 5 4-Bromofluorobenzene	95	9.124	9.125	-0.001	98	17749	0.5047	

Reagents:

SimissurNEW_00006 Amount Added: 2.00 Units: uL Run Reagent

Report Date: 19-May-2017 07:49:29 Chrom Revision: 2.2 25-Apr-2017 13:27:22

TestAmerica Edison

Data File: \\ChromNA\Edison\ChromData\CVOAMS11\20170518-55315.b\N06149.D

Injection Date:	19-May-2017 04:05:30	Instrument ID:	CVOAMS11	Operator ID:	
Lims ID:	460-133545-A-11	Lab Sample ID:	460-133545-11	Worklist Smp#:	24
Client ID:	MW-545S				
Purge Vol:	5.000 mL	Dil. Factor:	1.0000	ALS Bottle#:	23
Method:	8260SIMW11	Limit Group:	VOA - 8260C Water and Solid		

Column: DB-624 (0.18 mm)

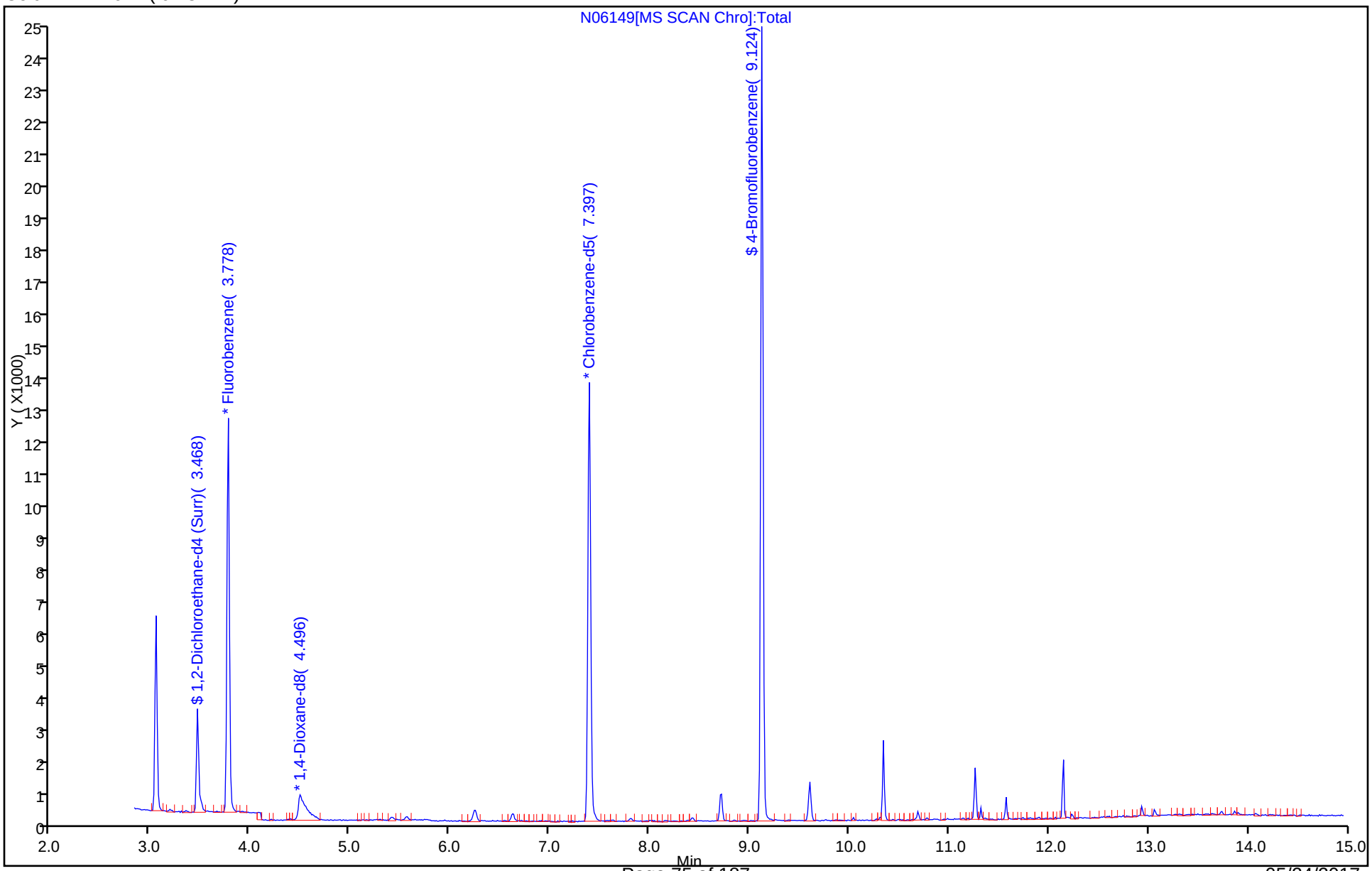

FORM I
GC/MS VOA ORGANICS ANALYSIS DATA SHEET

Lab Name: TestAmerica Edison | Job No.: 460-133545-1

SDG No.:

Client Sample ID: MW-545I | Lab Sample ID: 460-133545-12

Matrix: Water | Lab File ID: N06150.D

Analysis Method: 8260C SIM | Date Collected: 05/16/2017 08:55

Sample wt/vol: 10(mL) | Date Analyzed: 05/19/2017 04:27

Soil Aliquot Vol: | Dilution Factor: 1

Soil Extract Vol.: | GC Column: DB-624 ID: 0.18(mm)

% Moisture: | Level: (low/med) Low

Analysis Batch No.: 437971 | Units: ug/L

CAS NO.	COMPOUND NAME	RESULT	Q	RL	MDL
123-91-1	1,4-Dioxane	0.20	U	0.40	0.20

CAS NO.	SURROGATE	%REC	Q	LIMITS
17060-07-0	1,2-Dichloroethane-d4 (Surr)	94		70-130
460-00-4	4-Bromofluorobenzene	102		70-130

TestAmerica Edison
Target Compound Quantitation Report

Data File: \\ChromNA\Edison\ChromData\CVOAMS11\20170518-55315.b\N06150.D
Lims ID: 460-133545-A-12
Client ID: MW-545I
Sample Type: Client
Inject. Date: 19-May-2017 04:27:30 ALS Bottle#: 24 Worklist Smp#: 25
Purge Vol: 5.000 mL Dil. Factor: 1.0000
Sample Info: 460-133545-A-12
Misc. Info.: 460-0055315-025
Operator ID: Instrument ID: CVOAMS11

Method: \\ChromNA\Edison\ChromData\CVOAMS11\20170518-55315.b\8260SIMW11.m
Limit Group: VOA - 8260C Water and Solid
Last Update: 19-May-2017 07:49:08 Calib Date: 10-May-2017 14:06:30
Integrator: RTE ID Type: RT Order ID
Quant Method: Internal Standard Quant By: Initial Calibration
Last ICal File: \\ChromNA\Edison\ChromData\CVOAMS11\20170510-54942.b\N05892.D

Column 1 : DB-624 (0.18 mm) Det: MS SCAN
Process Host: XAWRK018

First Level Reviewer: desais Date: 19-May-2017 07:47:27

Compound	Sig	RT (min.)	Exp RT (min.)	Dlt RT (min.)	Q	Response	OnCol Amt ug/l	Flags
* 1 Fluorobenzene	96	3.779	3.779	0.000	100	15557	0.5000	
* 2 1,4-Dioxane-d8	64	4.496	4.487	0.009	95	1509	10.0	
* 3 Chlorobenzene-d5	82	7.397	7.397	0.000	100	15831	0.5000	
$ 4 1,2-Dichloroethane-d4 (Sur	65	3.468	3.468	0.000	96	4018	0.4689	
$ 5 4-Bromofluorobenzene	95	9.124	9.125	-0.001	99	16649	0.5099	

Reagents:

SimissurNEW_00006 Amount Added: 2.00 Units: uL Run Reagent

Report Date: 19-May-2017 07:49:30 Chrom Revision: 2.2 25-Apr-2017 13:27:22

TestAmerica Edison

Data File: \\ChromNA\Edison\ChromData\CVOAMS11\20170518-55315.b\N06150.D

Injection Date:	19-May-2017 04:27:30	Instrument ID:	CVOAMS11	Operator ID:	
Lims ID:	460-133545-A-12	Lab Sample ID:	460-133545-12	Worklist Smp#:	25
Client ID:	MW-545I				
Purge Vol:	5.000 mL	Dil. Factor:	1.0000	ALS Bottle#:	24
Method:	8260SIMW11	Limit Group:	VOA - 8260C Water and Solid		

Column: DB-624 (0.18 mm)

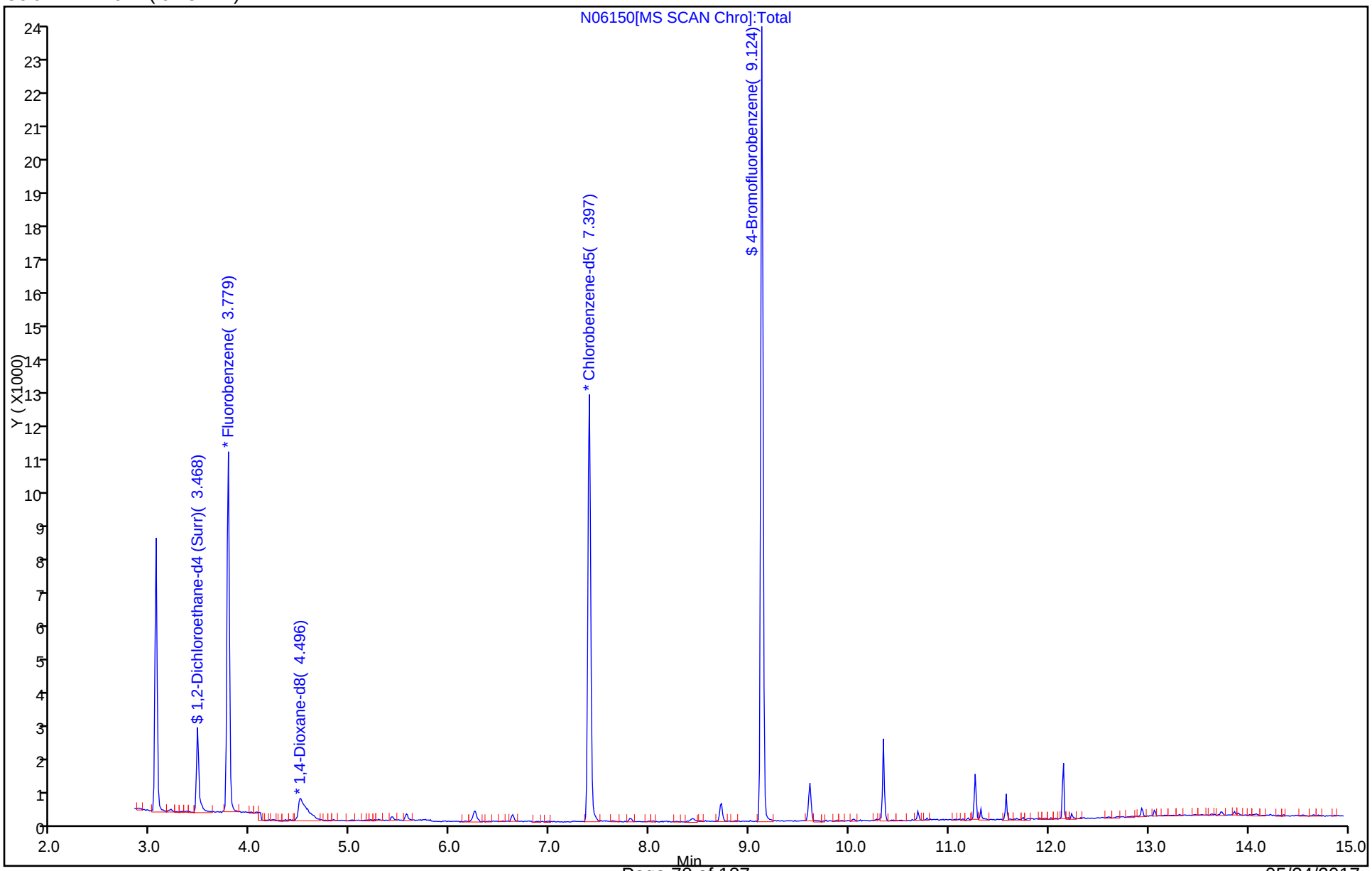

FORM I
GC/MS VOA ORGANICS ANALYSIS DATA SHEET

Lab Name: TestAmerica Edison | Job No.: 460-133545-1

SDG No.:

Client Sample ID: MW-546S | Lab Sample ID: 460-133545-13

Matrix: Water | Lab File ID: N06151.D

Analysis Method: 8260C SIM | Date Collected: 05/16/2017 10:40

Sample wt/vol: 10(mL) | Date Analyzed: 05/19/2017 04:50

Soil Aliquot Vol: | Dilution Factor: 1

Soil Extract Vol.: | GC Column: DB-624 ID: 0.18(mm)

% Moisture: | Level: (low/med) Low

Analysis Batch No.: 437971 | Units: ug/L

CAS NO.	COMPOUND NAME	RESULT	Q	RL	MDL
123-91-1	1,4-Dioxane	0.20	U	0.40	0.20

CAS NO.	SURROGATE	%REC	Q	LIMITS
17060-07-0	1,2-Dichloroethane-d4 (Surr)	99		70-130
460-00-4	4-Bromofluorobenzene	101		70-130

TestAmerica Edison
Target Compound Quantitation Report

Data File: \\ChromNA\Edison\ChromData\CVOAMS11\20170518-55315.b\N06151.D
Lims ID: 460-133545-A-13
Client ID: MW-546S
Sample Type: Client
Inject. Date: 19-May-2017 04:50:30 ALS Bottle#: 25 Worklist Smp#: 26
Purge Vol: 5.000 mL Dil. Factor: 1.0000
Sample Info: 460-133545-A-13
Misc. Info.: 460-0055315-026
Operator ID: Instrument ID: CVOAMS11

Method: \\ChromNA\Edison\ChromData\CVOAMS11\20170518-55315.b\8260SIMW11.m
Limit Group: VOA - 8260C Water and Solid
Last Update: 19-May-2017 07:49:08 Calib Date: 10-May-2017 14:06:30
Integrator: RTE ID Type: RT Order ID
Quant Method: Internal Standard Quant By: Initial Calibration
Last ICal File: \\ChromNA\Edison\ChromData\CVOAMS11\20170510-54942.b\N05892.D

Column 1 : DB-624 (0.18 mm) Det: MS SCAN
Process Host: XAWRK018

First Level Reviewer: desais Date: 19-May-2017 07:47:36

Compound	Sig	RT (min.)	Exp RT (min.)	Dlt RT (min.)	Q	Response	OnCol Amt ug/l	Flags
* 1 Fluorobenzene	96	3.778	3.779	-0.001	100	17207	0.5000	
* 2 1,4-Dioxane-d8	64	4.496	4.487	0.009	89	1411	10.0	
* 3 Chlorobenzene-d5	82	7.397	7.397	0.000	100	16446	0.5000	
$ 4 1,2-Dichloroethane-d4 (Sur	65	3.468	3.468	0.000	98	4697	0.4956	
$ 5 4-Bromofluorobenzene	95	9.124	9.125	-0.001	98	17137	0.5052	

Reagents:

SimissurNEW_00006 Amount Added: 2.00 Units: uL Run Reagent

Report Date: 19-May-2017 07:49:31 Chrom Revision: 2.2 25-Apr-2017 13:27:22

TestAmerica Edison

Data File: \\ChromNA\Edison\ChromData\CVOAMS11\20170518-55315.b\N06151.D

Injection Date:	19-May-2017 04:50:30	Instrument ID:	CVOAMS11	Operator ID:	
Lims ID:	460-133545-A-13	Lab Sample ID:	460-133545-13	Worklist Smp#:	26
Client ID:	MW-546S				
Purge Vol:	5.000 mL	Dil. Factor:	1.0000	ALS Bottle#:	25
Method:	8260SIMW11	Limit Group:	VOA - 8260C Water and Solid		

Column: DB-624 (0.18 mm)

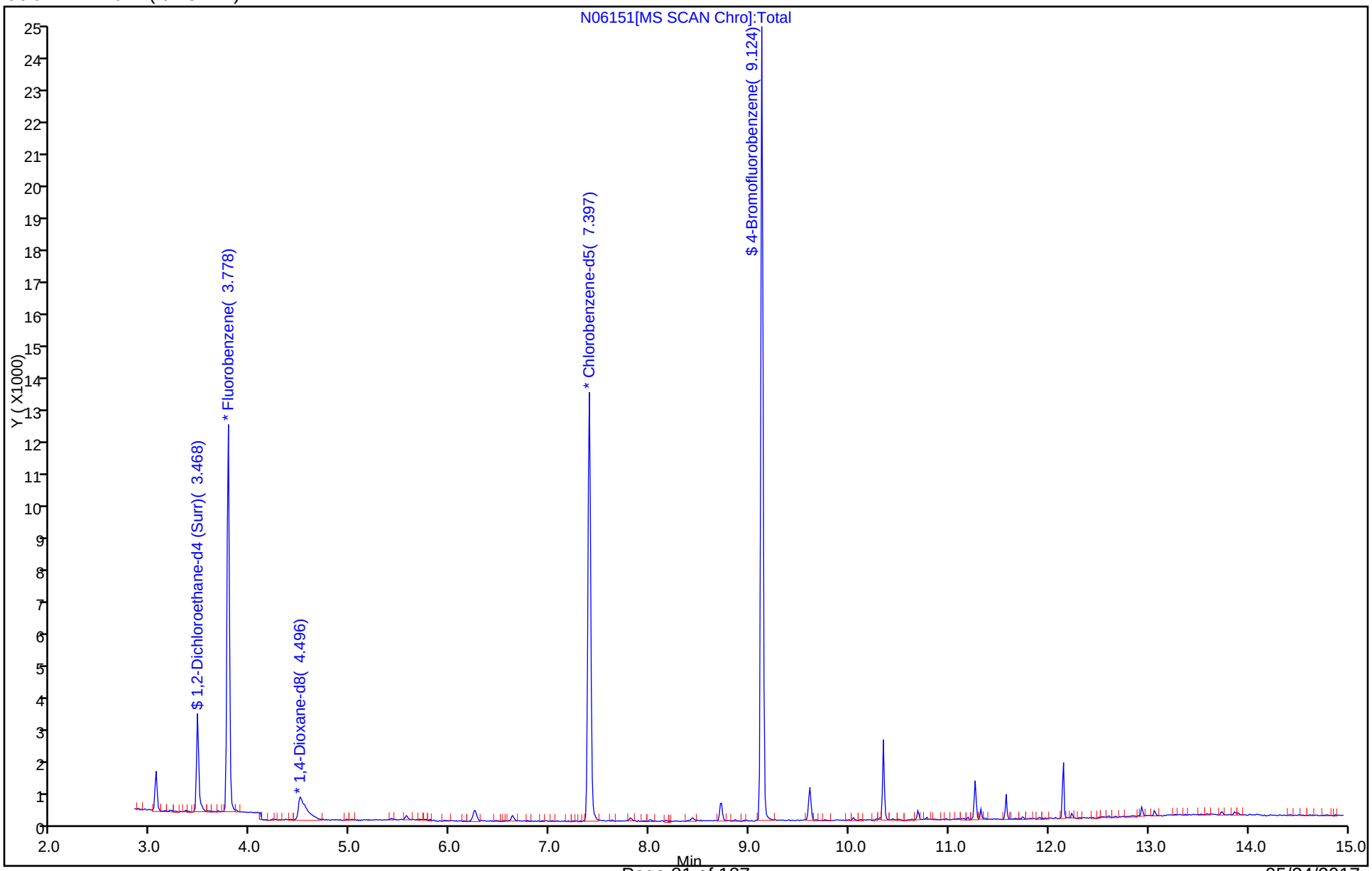

FORM I
GC/MS VOA ORGANICS ANALYSIS DATA SHEET

Lab Name: TestAmerica Edison | Job No.: 460-133545-1

SDG No.:

Client Sample ID: MW-546I | Lab Sample ID: 460-133545-14

Matrix: Water | Lab File ID: N06152.D

Analysis Method: 8260C SIM | Date Collected: 05/16/2017 10:45

Sample wt/vol: 10(mL) | Date Analyzed: 05/19/2017 05:12

Soil Aliquot Vol: | Dilution Factor: 1

Soil Extract Vol.: | GC Column: DB-624 ID: 0.18(mm)

% Moisture: | Level: (low/med) Low

Analysis Batch No.: 437971 | Units: ug/L

CAS NO.	COMPOUND NAME	RESULT	Q	RL	MDL
123-91-1	1,4-Dioxane	0.20	U	0.40	0.20

CAS NO.	SURROGATE	%REC	Q	LIMITS
17060-07-0	1,2-Dichloroethane-d4 (Surr)	98		70-130
460-00-4	4-Bromofluorobenzene	95		70-130

TestAmerica Edison
Target Compound Quantitation Report

Data File: \\ChromNA\Edison\ChromData\CVOAMS11\20170518-55315.b\N06152.D
Lims ID: 460-133545-A-14
Client ID: MW-546I
Sample Type: Client
Inject. Date: 19-May-2017 05:12:30 ALS Bottle#: 26 Worklist Smp#: 27
Purge Vol: 5.000 mL Dil. Factor: 1.0000
Sample Info: 460-133545-A-14
Misc. Info.: 460-0055315-027
Operator ID: Instrument ID: CVOAMS11

Method: \\ChromNA\Edison\ChromData\CVOAMS11\20170518-55315.b\8260SIMW11.m
Limit Group: VOA - 8260C Water and Solid
Last Update: 19-May-2017 07:49:08 Calib Date: 10-May-2017 14:06:30
Integrator: RTE ID Type: RT Order ID
Quant Method: Internal Standard Quant By: Initial Calibration
Last ICal File: \\ChromNA\Edison\ChromData\CVOAMS11\20170510-54942.b\N05892.D

Column 1 : DB-624 (0.18 mm) Det: MS SCAN
Process Host: XAWRK018

First Level Reviewer: desais Date: 19-May-2017 07:48:03

Compound	Sig	RT (min.)	Exp RT (min.)	Dlt RT (min.)	Q	Response	OnCol Amt ug/l	Flags
* 1 Fluorobenzene	96	3.779	3.779	-0.001	100	18615	0.5000	
* 2 1,4-Dioxane-d8	64	4.496	4.487	0.009	92	1474	10.0	
* 3 Chlorobenzene-d5	82	7.397	7.397	0.000	100	17014	0.5000	
$ 4 1,2-Dichloroethane-d4 (Sur	65	3.468	3.468	0.000	100	5038	0.4913	
$ 5 4-Bromofluorobenzene	95	9.124	9.125	-0.001	99	16718	0.4764	

Reagents:

SimissurNEW_00006 Amount Added: 2.00 Units: uL Run Reagent

Report Date: 19-May-2017 07:49:31 Chrom Revision: 2.2 25-Apr-2017 13:27:22

TestAmerica Edison

Data File: \\ChromNA\Edison\ChromData\CVOAMS11\20170518-55315.b\N06152.D

Injection Date:	19-May-2017 05:12:30	Instrument ID:	CVOAMS11	Operator ID:	
Lims ID:	460-133545-A-14	Lab Sample ID:	460-133545-14	Worklist Smp#:	27
Client ID:	MW-546I				
Purge Vol:	5.000 mL	Dil. Factor:	1.0000	ALS Bottle#:	26
Method:	8260SIMW11	Limit Group:	VOA - 8260C Water and Solid		

Column: DB-624 (0.18 mm)

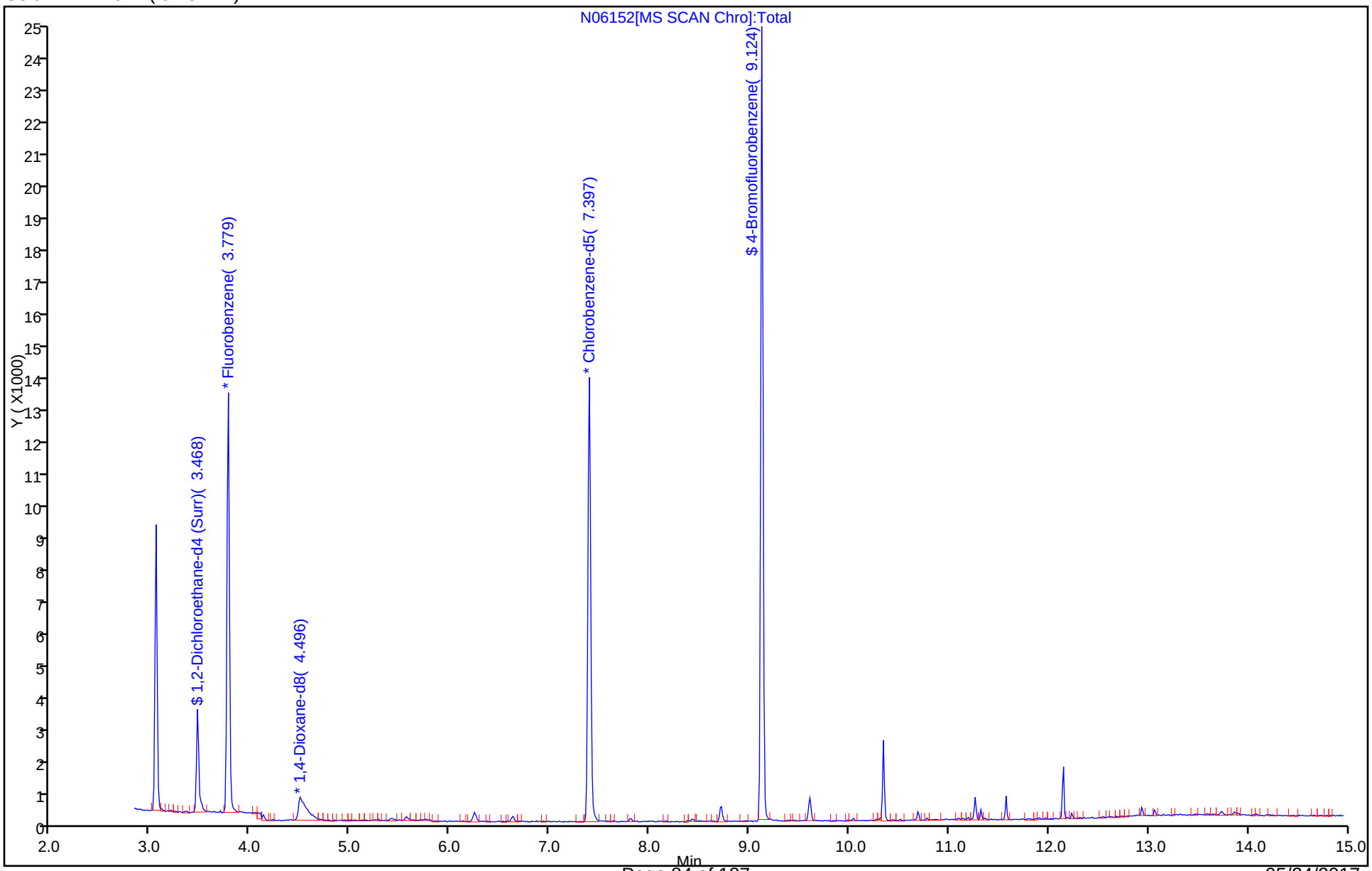

FORM I
GC/MS VOA ORGANICS ANALYSIS DATA SHEET

Lab Name: TestAmerica Edison | Job No.: 460-133545-1

SDG No.:

Client Sample ID: MW-547I | Lab Sample ID: 460-133545-15

Matrix: Water | Lab File ID: N06164.D

Analysis Method: 8260C SIM | Date Collected: 05/16/2017 09:45

Sample wt/vol: 10(mL) | Date Analyzed: 05/19/2017 10:29

Soil Aliquot Vol: | Dilution Factor: 1

Soil Extract Vol.: | GC Column: DB-624 ID: 0.18(mm)

% Moisture: | Level: (low/med) Low

Analysis Batch No.: 438052 | Units: ug/L

CAS NO.	COMPOUND NAME	RESULT	Q	RL	MDL
123-91-1	1,4-Dioxane	0.20	U	0.40	0.20

CAS NO.	SURROGATE	%REC	Q	LIMITS
17060-07-0	1,2-Dichloroethane-d4 (Surr)	86		70-130
460-00-4	4-Bromofluorobenzene	114		70-130

TestAmerica Edison
Target Compound Quantitation Report

Data File: \\ChromNA\Edison\ChromData\CVOAMS11\20170519-55342.b\N06164.D
Lims ID: 460-133545-C-15
Client ID: MW-547I
Sample Type: Client
Inject. Date: 19-May-2017 10:29:30 ALS Bottle#: 10 Worklist Smp#: 11
Purge Vol: 5.000 mL Dil. Factor: 1.0000
Sample Info: 460-133545-C-15
Misc. Info.: 460-0055342-011
Operator ID: Instrument ID: CVOAMS11

Method: \\ChromNA\Edison\ChromData\CVOAMS11\20170519-55342.b\8260SIMW11.m
Limit Group: VOA - 8260C Water and Solid
Last Update: 19-May-2017 12:05:43 Calib Date: 10-May-2017 14:06:30
Integrator: RTE ID Type: RT Order ID
Quant Method: Internal Standard Quant By: Initial Calibration
Last ICal File: \\ChromNA\Edison\ChromData\CVOAMS11\20170510-54942.b\N05892.D

Column 1 : DB-624 (0.18 mm) Det: MS SCAN
Process Host: XAWRK018

First Level Reviewer: desais Date: 19-May-2017 12:04:26

Compound	Sig	RT (min.)	Exp RT (min.)	Dlt RT (min.)	Q	Response	OnCol Amt ug/l	Flags
* 1 Fluorobenzene	96	3.779	3.779	0.000	100	9683	0.5000	
* 2 1,4-Dioxane-d8	64	4.496	4.496	0.000	88	1660	10.0	
* 3 Chlorobenzene-d5	82	7.397	7.397	0.000	100	12834	0.5000	
$ 4 1,2-Dichloroethane-d4 (Sur	65	3.468	3.468	0.000	98	2287	0.4288	
$ 5 4-Bromofluorobenzene	95	9.124	9.124	0.000	98	15149	0.5723	

Reagents:

SimissurNEW_00006 Amount Added: 2.00 Units: uL Run Reagent

Report Date: 19-May-2017 12:05:45 Chrom Revision: 2.2 25-Apr-2017 13:27:22

TestAmerica Edison

Data File: \\ChromNA\Edison\ChromData\CVOAMS11\20170519-55342.b\N06164.D

Injection Date:	19-May-2017 10:29:30	Instrument ID:	CVOAMS11	Operator ID:	
Lims ID:	460-133545-C-15	Lab Sample ID:	460-133545-15	Worklist Smp#:	11
Client ID:	MW-547I				
Purge Vol:	5.000 mL	Dil. Factor:	1.0000	ALS Bottle#:	10
Method:	8260SIMW11	Limit Group:	VOA - 8260C Water and Solid		

Column: DB-624 (0.18 mm)

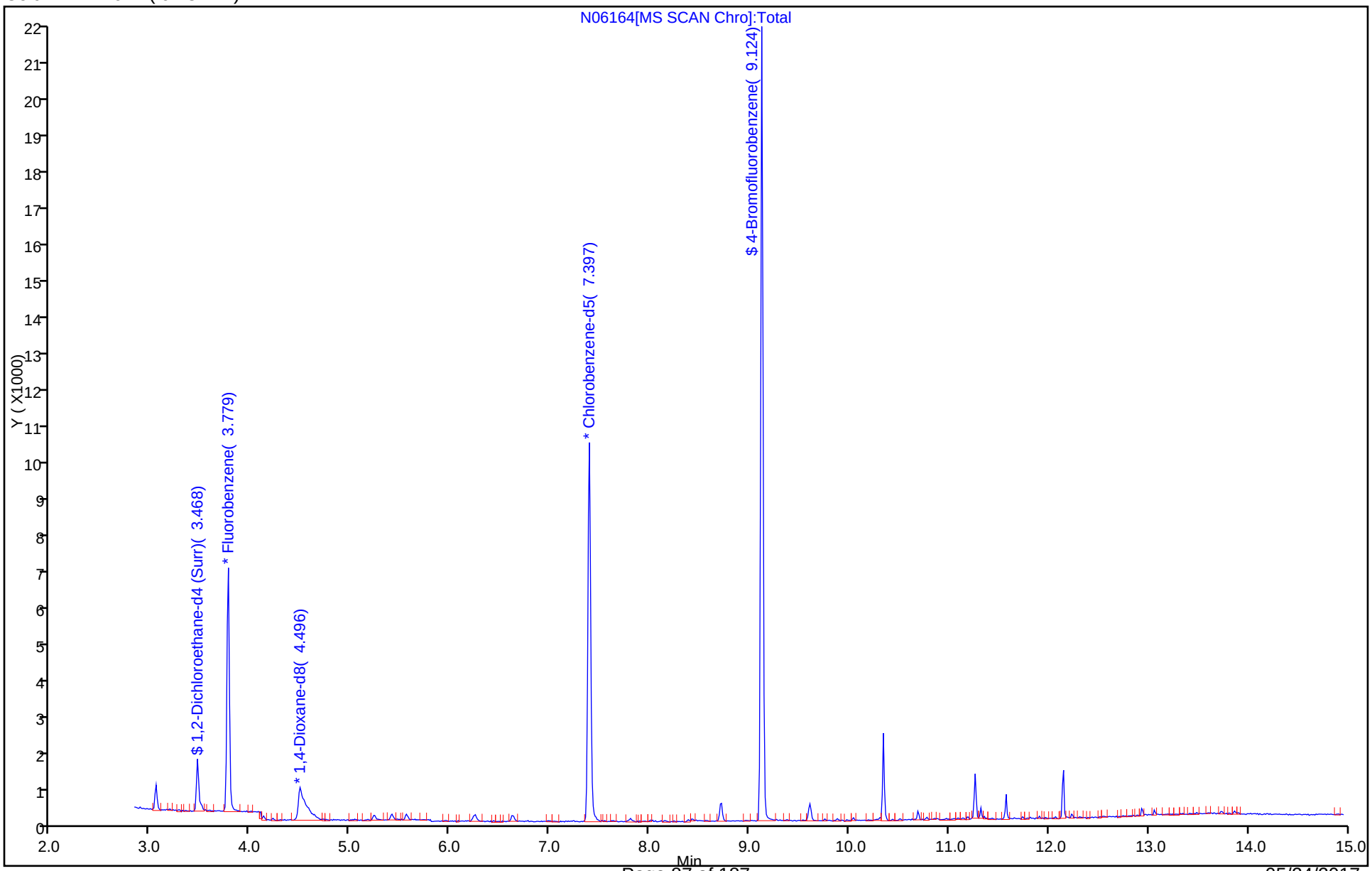

FORM I
GC/MS VOA ORGANICS ANALYSIS DATA SHEET

Lab Name: TestAmerica Edison | Job No.: 460-133545-1

SDG No.:

Client Sample ID: MW-547D | Lab Sample ID: 460-133545-16

Matrix: Water | Lab File ID: N06165.D

Analysis Method: 8260C SIM | Date Collected: 05/16/2017 09:50

Sample wt/vol: 10(mL) | Date Analyzed: 05/19/2017 10:52

Soil Aliquot Vol: | Dilution Factor: 1

Soil Extract Vol.: | GC Column: DB-624 ID: 0.18(mm)

% Moisture: | Level: (low/med) Low

Analysis Batch No.: 438052 | Units: ug/L

CAS NO.	COMPOUND NAME	RESULT	Q	RL	MDL
123-91-1	1,4-Dioxane	0.20	U	0.40	0.20

CAS NO.	SURROGATE	%REC	Q	LIMITS
17060-07-0	1,2-Dichloroethane-d4 (Surr)	84		70-130
460-00-4	4-Bromofluorobenzene	112		70-130

TestAmerica Edison
Target Compound Quantitation Report

Data File: \\ChromNA\Edison\ChromData\CVOAMS11\20170519-55342.b\N06165.D
Lims ID: 460-133545-C-16
Client ID: MW-547D
Sample Type: Client
Inject. Date: 19-May-2017 10:52:30 ALS Bottle#: 11 Worklist Smp#: 12
Purge Vol: 5.000 mL Dil. Factor: 1.0000
Sample Info: 460-133545-C-16
Misc. Info.: 460-0055342-012
Operator ID: Instrument ID: CVOAMS11

Method: \\ChromNA\Edison\ChromData\CVOAMS11\20170519-55342.b\8260SIMW11.m
Limit Group: VOA - 8260C Water and Solid
Last Update: 19-May-2017 12:05:43 Calib Date: 10-May-2017 14:06:30
Integrator: RTE ID Type: RT Order ID
Quant Method: Internal Standard Quant By: Initial Calibration
Last ICal File: \\ChromNA\Edison\ChromData\CVOAMS11\20170510-54942.b\N05892.D

Column 1 : DB-624 (0.18 mm) Det: MS SCAN
Process Host: XAWRK018

First Level Reviewer: desais Date: 19-May-2017 12:04:34

Compound	Sig	RT (min.)	Exp RT (min.)	Dlt RT (min.)	Q	Response	OnCol Amt ug/l	Flags
* 1 Fluorobenzene	96	3.779	3.779	0.000	100	8875	0.5000	
* 2 1,4-Dioxane-d8	64	4.496	4.496	0.000	91	1233	10.0	
* 3 Chlorobenzene-d5	82	7.397	7.397	0.000	100	13366	0.5000	
$ 4 1,2-Dichloroethane-d4 (Sur	65	3.468	3.468	0.000	99	2044	0.4181	
$ 5 4-Bromofluorobenzene	95	9.124	9.124	0.000	98	15505	0.5624	

Reagents:

SimissurNEW_00006 Amount Added: 2.00 Units: uL Run Reagent

Report Date: 19-May-2017 12:05:46 Chrom Revision: 2.2 25-Apr-2017 13:27:22

TestAmerica Edison

Data File: \\ChromNA\Edison\ChromData\CVOAMS11\20170519-55342.b\N06165.D

Injection Date:	19-May-2017 10:52:30	Instrument ID:	CVOAMS11	Operator ID:	
Lims ID:	460-133545-C-16	Lab Sample ID:	460-133545-16	Worklist Smp#:	12
Client ID:	MW-547D				
Purge Vol:	5.000 mL	Dil. Factor:	1.0000	ALS Bottle#:	11
Method:	8260SIMW11	Limit Group:	VOA - 8260C Water and Solid		

Column: DB-624 (0.18 mm)

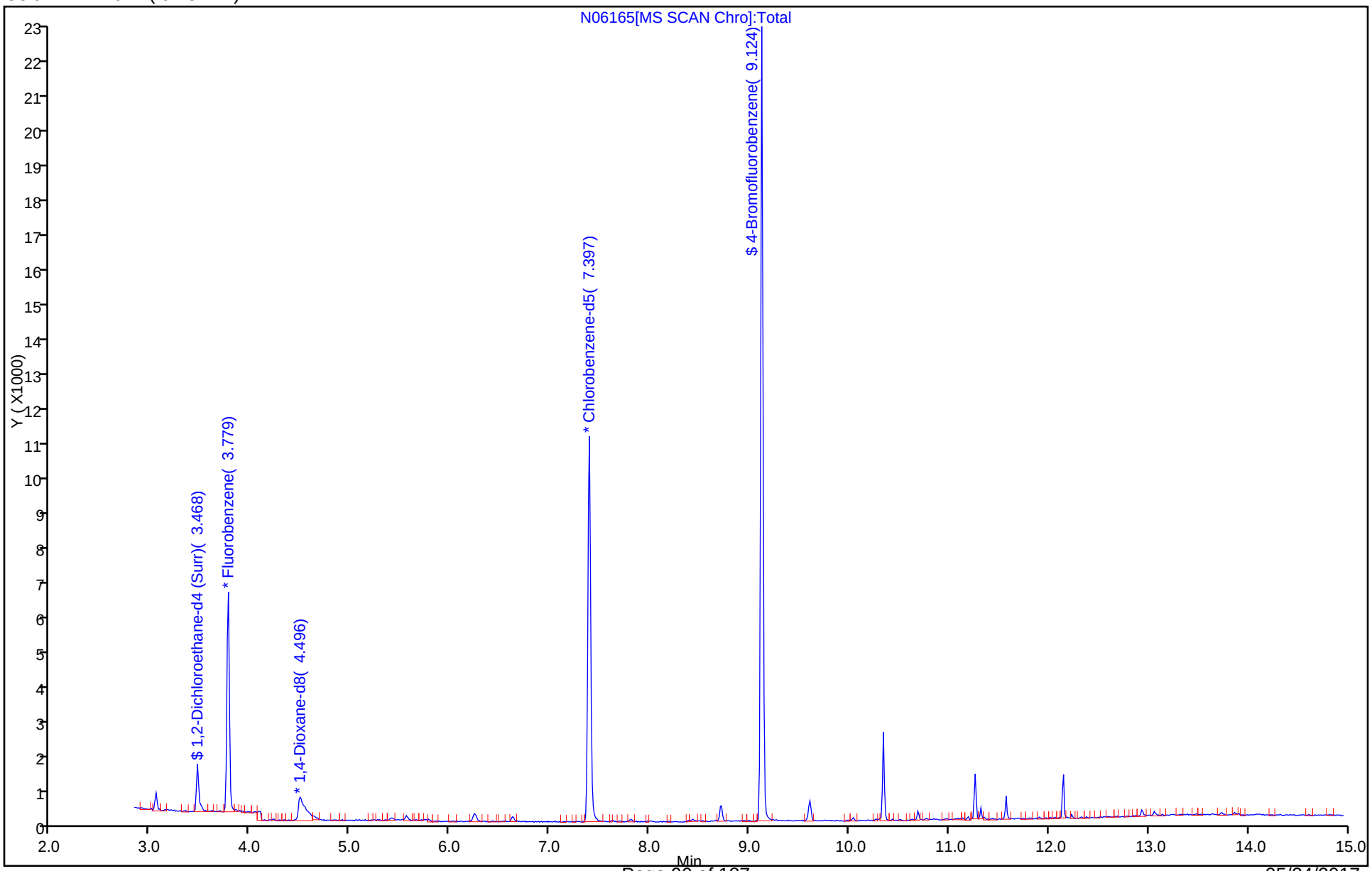

FORM I
GC/MS VOA ORGANICS ANALYSIS DATA SHEET

Lab Name: TestAmerica Edison | Job No.: 460-133545-1

SDG No.:

Client Sample ID: MW-549I | Lab Sample ID: 460-133545-17

Matrix: Water | Lab File ID: N06166.D

Analysis Method: 8260C SIM | Date Collected: 05/16/2017 07:25

Sample wt/vol: 10(mL) | Date Analyzed: 05/19/2017 11:15

Soil Aliquot Vol: | Dilution Factor: 1

Soil Extract Vol.: | GC Column: DB-624 ID: 0.18(mm)

% Moisture: | Level: (low/med) Low

Analysis Batch No.: 438052 | Units: ug/L

CAS NO.	COMPOUND NAME	RESULT	Q	RL	MDL
123-91-1	1,4-Dioxane	0.20	U	0.40	0.20

CAS NO.	SURROGATE	%REC	Q	LIMITS
17060-07-0	1,2-Dichloroethane-d4 (Surr)	87		70-130
460-00-4	4-Bromofluorobenzene	110		70-130

TestAmerica Edison
Target Compound Quantitation Report

Data File: \\ChromNA\Edison\ChromData\CVOAMS11\20170519-55342.b\N06166.D
Lims ID: 460-133545-C-17
Client ID: MW-549I
Sample Type: Client
Inject. Date: 19-May-2017 11:15:30 ALS Bottle#: 12 Worklist Smp#: 13
Purge Vol: 5.000 mL Dil. Factor: 1.0000
Sample Info: 460-133545-C-17
Misc. Info.: 460-0055342-013
Operator ID: Instrument ID: CVOAMS11

Method: \\ChromNA\Edison\ChromData\CVOAMS11\20170519-55342.b\8260SIMW11.m
Limit Group: VOA - 8260C Water and Solid
Last Update: 19-May-2017 12:05:43 Calib Date: 10-May-2017 14:06:30
Integrator: RTE ID Type: RT Order ID
Quant Method: Internal Standard Quant By: Initial Calibration
Last ICal File: \\ChromNA\Edison\ChromData\CVOAMS11\20170510-54942.b\N05892.D

Column 1 : DB-624 (0.18 mm) Det: MS SCAN
Process Host: XAWRK018

First Level Reviewer: desais Date: 19-May-2017 12:04:47

Compound	Sig	RT (min.)	Exp RT (min.)	Dlt RT (min.)	Q	Response	OnCol Amt ug/l	Flags
* 1 Fluorobenzene	96	3.778	3.779	-0.001	100	12325	0.5000	
* 2 1,4-Dioxane-d8	64	4.496	4.496	0.000	93	1522	10.0	
* 3 Chlorobenzene-d5	82	7.397	7.397	0.000	100	14206	0.5000	
$ 4 1,2-Dichloroethane-d4 (Sur	65	3.468	3.468	0.000	100	2962	0.4363	
$ 5 4-Bromofluorobenzene	95	9.124	9.124	0.000	99	16098	0.5494	

Reagents:

SimissurNEW_00006 Amount Added: 2.00 Units: uL Run Reagent

Report Date: 19-May-2017 12:05:47 Chrom Revision: 2.2 25-Apr-2017 13:27:22

TestAmerica Edison

Data File: \\ChromNA\Edison\ChromData\CVOAMS11\20170519-55342.b\N06166.D

Injection Date:	19-May-2017 11:15:30	Instrument ID:	CVOAMS11	Operator ID:	
Lims ID:	460-133545-C-17	Lab Sample ID:	460-133545-17	Worklist Smp#:	13
Client ID:	MW-549I				
Purge Vol:	5.000 mL	Dil. Factor:	1.0000	ALS Bottle#:	12
Method:	8260SIMW11	Limit Group:	VOA - 8260C Water and Solid		

Column: DB-624 (0.18 mm)

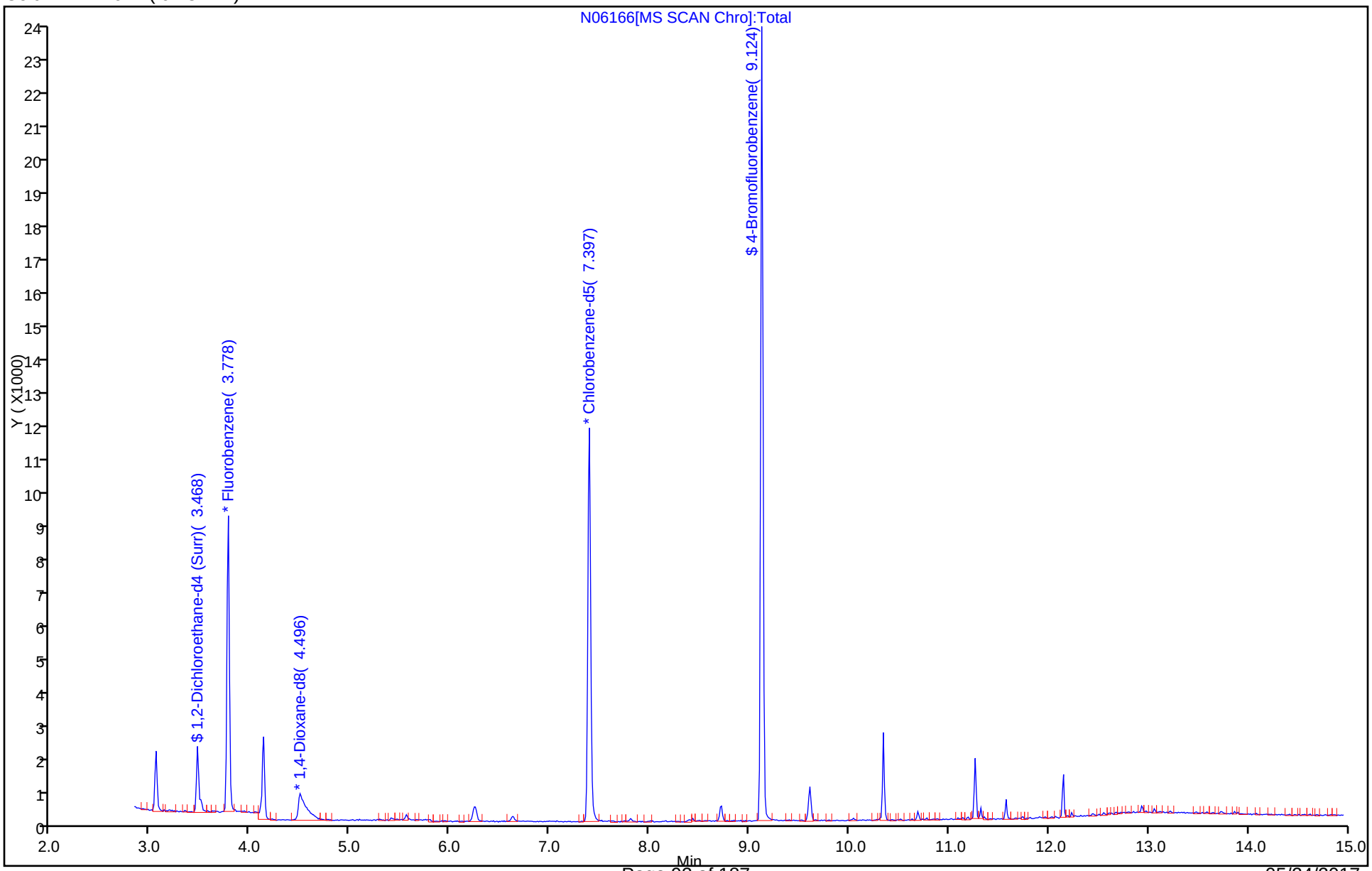

FORM I
GC/MS VOA ORGANICS ANALYSIS DATA SHEET

Lab Name: TestAmerica Edison | Job No.: 460-133545-1

SDG No.:

Client Sample ID: PZ-522I | Lab Sample ID: 460-133545-18

Matrix: Water | Lab File ID: N06167.D

Analysis Method: 8260C SIM | Date Collected: 05/16/2017 09:30

Sample wt/vol: 10(mL) | Date Analyzed: 05/19/2017 11:37

Soil Aliquot Vol: | Dilution Factor: 1

Soil Extract Vol.: | GC Column: DB-624 ID: 0.18(mm)

% Moisture: | Level: (low/med) Low

Analysis Batch No.: 438052 | Units: ug/L

CAS NO.	COMPOUND NAME	RESULT	Q	RL	MDL
123-91-1	1,4-Dioxane	3.3		0.40	0.20

CAS NO.	SURROGATE	%REC	Q	LIMITS
17060-07-0	1,2-Dichloroethane-d4 (Surr)	89	*	70-130
460-00-4	4-Bromofluorobenzene	113		70-130

TestAmerica Edison
Target Compound Quantitation Report

Data File: \\ChromNA\Edison\ChromData\CVOAMS11\20170519-55342.b\N06167.D
Lims ID: 460-133545-C-18
Client ID: PZ-522I
Sample Type: Client
Inject. Date: 19-May-2017 11:37:30 ALS Bottle#: 13 Worklist Smp#: 14
Purge Vol: 5.000 mL Dil. Factor: 1.0000
Sample Info: 460-133545-C-18
Misc. Info.: 460-0055342-014
Operator ID: Instrument ID: CVOAMS11

Method: \\ChromNA\Edison\ChromData\CVOAMS11\20170519-55342.b\8260SIMW11.m
Limit Group: VOA - 8260C Water and Solid
Last Update: 19-May-2017 15:13:00 Calib Date: 10-May-2017 14:06:30
Integrator: RTE ID Type: RT Order ID
Quant Method: Internal Standard Quant By: Initial Calibration
Last ICal File: \\ChromNA\Edison\ChromData\CVOAMS11\20170510-54942.b\N05892.D

Column 1 : DB-624 (0.18 mm) Det: MS SCAN
Process Host: XAWRK016

First Level Reviewer: desais Date: 19-May-2017 12:07:44

Compound	Sig	RT (min.)	Exp RT (min.)	Dlt RT (min.)	Q	Response	OnCol Amt ug/l	Flags
* 1 Fluorobenzene	96	3.778	3.779	-0.001	100	8275	0.5000	s
* 2 1,4-Dioxane-d8	64	4.496	4.496	0.000	94	1298	10.0	
* 3 Chlorobenzene-d5	82	7.397	7.397	0.000	100	12734	0.5000	
$ 4 1,2-Dichloroethane-d4 (Sur	65	3.468	3.468	0.000	99	2037	0.4469	
$ 5 4-Bromofluorobenzene	95	9.124	9.124	0.000	98	14821	0.5643	
7 1,4-Dioxane	88	4.554	4.554	0.000	97	691	3.27	

QC Flag Legend

Processing Flags
s - Failed ISTD Recovery Test

Reagents:

SimissurNEW_00006 Amount Added: 2.00 Units: uL Run Reagent

Report Date: 20-May-2017 07:47:20 Chrom Revision: 2.2 25-Apr-2017 13:27:22

TestAmerica Edison

Data File: \\ChromNA\Edison\ChromData\CVOAMS11\20170519-55342.b\N06167.D

Injection Date:	19-May-2017 11:37:30	Instrument ID:	CVOAMS11	Operator ID:	
Lims ID:	460-133545-C-18	Lab Sample ID:	460-133545-18	Worklist Smp#:	14
Client ID:	PZ-522I				
Purge Vol:	5.000 mL	Dil. Factor:	1.0000	ALS Bottle#:	13
Method:	8260SIMW11	Limit Group:	VOA - 8260C Water and Solid		

Column: DB-624 (0.18 mm)

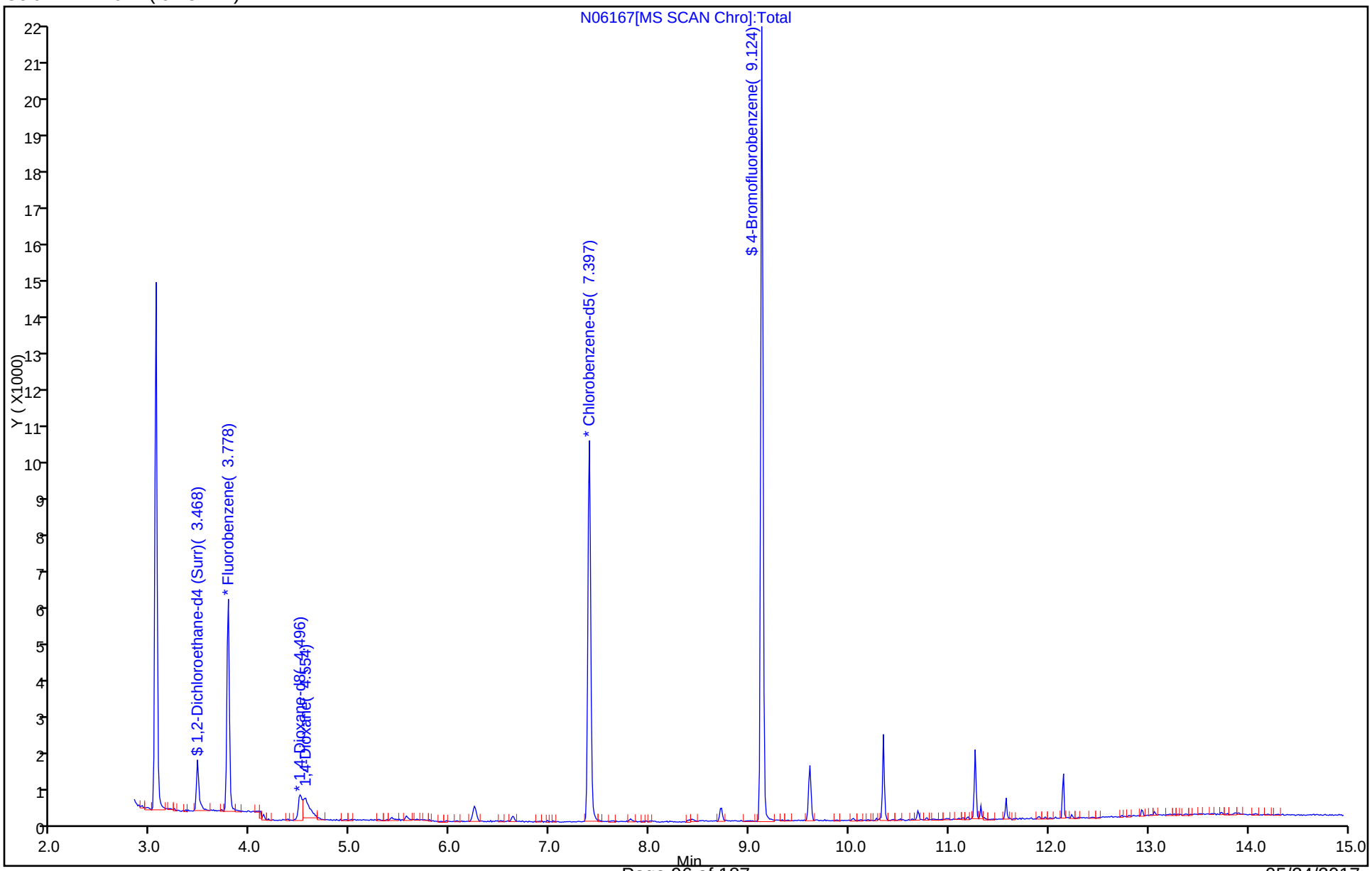

Report Date: 20-May-2017 07:47:20 Chrom Revision: 2.2 25-Apr-2017 13:27:22

TestAmerica Edison

Data File: \\ChromNA\Edison\ChromData\CVOAMS11\20170519-55342.b\N06167.D

Injection Date:	19-May-2017 11:37:30	Instrument ID:	CVOAMS11		
Lims ID:	460-133545-C-18	Lab Sample ID:	460-133545-18		
Client ID:	PZ-522I				
Operator ID:		ALS Bottle#:	13	Worklist Smp#:	14
Purge Vol:	5.000 mL	Dil. Factor:	1.0000		
Method:	8260SIMW11	Limit Group:	VOA - 8260C Water and Solid		
Column:	DB-624 (0.18 mm)	Detector	MS SCAN		

7 1,4-Dioxane, CAS: 123-91-1

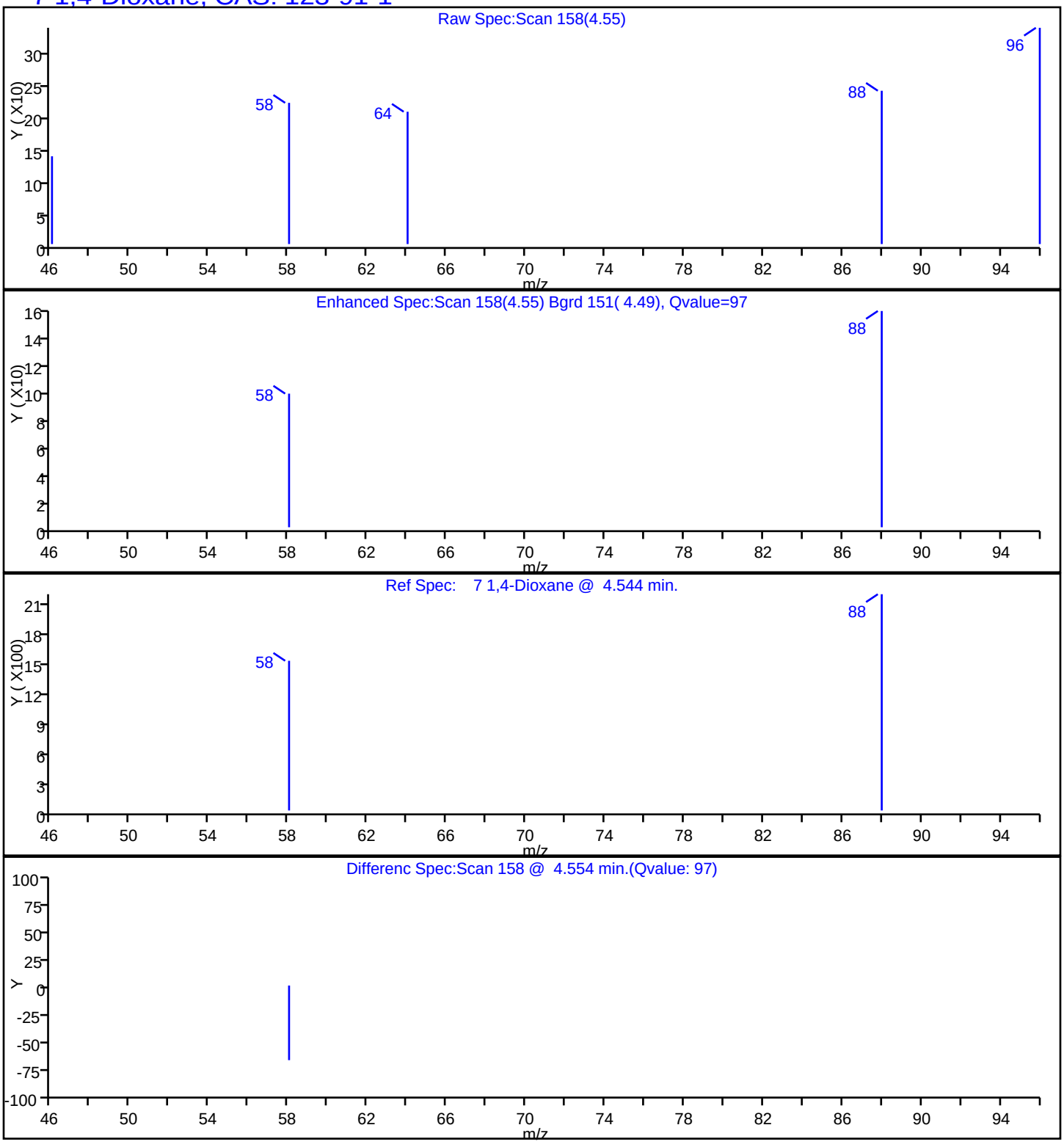

FORM I
GC/MS VOA ORGANICS ANALYSIS DATA SHEET

Lab Name: TestAmerica Edison | Job No.: 460-133545-1

SDG No.:

Client Sample ID: PZ-524S | Lab Sample ID: 460-133545-19

Matrix: Water | Lab File ID: N06168.D

Analysis Method: 8260C SIM | Date Collected: 05/16/2017 09:05

Sample wt/vol: 10(mL) | Date Analyzed: 05/19/2017 12:00

Soil Aliquot Vol: | Dilution Factor: 1

Soil Extract Vol.: | GC Column: DB-624 ID: 0.18(mm)

% Moisture: | Level: (low/med) Low

Analysis Batch No.: 438052 | Units: ug/L

CAS NO.	COMPOUND NAME	RESULT	Q	RL	MDL
123-91-1	1,4-Dioxane	0.20	U	0.40	0.20

CAS NO.	SURROGATE	%REC	Q	LIMITS
17060-07-0	1,2-Dichloroethane-d4 (Surr)	95	*	70-130
460-00-4	4-Bromofluorobenzene	116		70-130

TestAmerica Edison
Target Compound Quantitation Report

Data File:	\\ChromNA\Edison\ChromData\CVOAMS11\20170519-55342.b\N06168.D				
Lims ID:	460-133545-C-19				
Client ID:	PZ-524S				
Sample Type:	Client				
Inject. Date:	19-May-2017 12:00:30	ALS Bottle#:	14	Worklist Smp#:	15
Purge Vol:	5.000 mL	Dil. Factor:	1.0000		
Sample Info:	460-133545-C-19				
Misc. Info.:	460-0055342-015				
Operator ID:		Instrument ID:	CVOAMS11		
Method:	\\ChromNA\Edison\ChromData\CVOAMS11\20170519-55342.b\8260SIMW11.m				
Limit Group:	VOA - 8260C Water and Solid				
Last Update:	23-May-2017 15:54:53	Calib Date:	10-May-2017 14:06:30		
Integrator:	RTE	ID Type:	RT Order ID		
Quant Method:	Internal Standard	Quant By:	Initial Calibration		
Last ICal File:	\\ChromNA\Edison\ChromData\CVOAMS11\20170510-54942.b\N05892.D				
Column 1 :	DB-624 (0.18 mm)		Det: MS SCAN		
Process Host:	XAWRK024				
First Level Reviewer: kluseys		Date:	23-May-2017 15:54:53		

Compound	Sig	RT (min.)	Exp RT (min.)	Dlt RT (min.)	Q	Response	OnCol Amt ug/l	Flags
* 1 Fluorobenzene	96	3.779	3.779	0.000	100	7697	0.5000	s
* 2 1,4-Dioxane-d8	64	4.496	4.496	0.000	89	1425	10.0	
* 3 Chlorobenzene-d5	82	7.397	7.397	0.000	100	11673	0.5000	
$ 4 1,2-Dichloroethane-d4 (Sur	65	3.468	3.468	0.000	98	2023	0.4772	
$ 5 4-Bromofluorobenzene	95	9.124	9.124	0.000	99	13915	0.5779	

QC Flag Legend

Processing Flags

s - Failed ISTD Recovery Test

Reagents:

SimissurNEW_00006 Amount Added: 2.00 Units: uL Run Reagent

Report Date: 23-May-2017 15:54:53 Chrom Revision: 2.2 25-Apr-2017 13:27:22

TestAmerica Edison

Data File: \\ChromNA\Edison\ChromData\CVOAMS11\20170519-55342.b\N06168.D

Injection Date:	19-May-2017 12:00:30	Instrument ID:	CVOAMS11	Operator ID:	
Lims ID:	460-133545-C-19	Lab Sample ID:	460-133545-19	Worklist Smp#:	15
Client ID:	PZ-524S				
Purge Vol:	5.000 mL	Dil. Factor:	1.0000	ALS Bottle#:	14
Method:	8260SIMW11	Limit Group:	VOA - 8260C Water and Solid		

Column: DB-624 (0.18 mm)

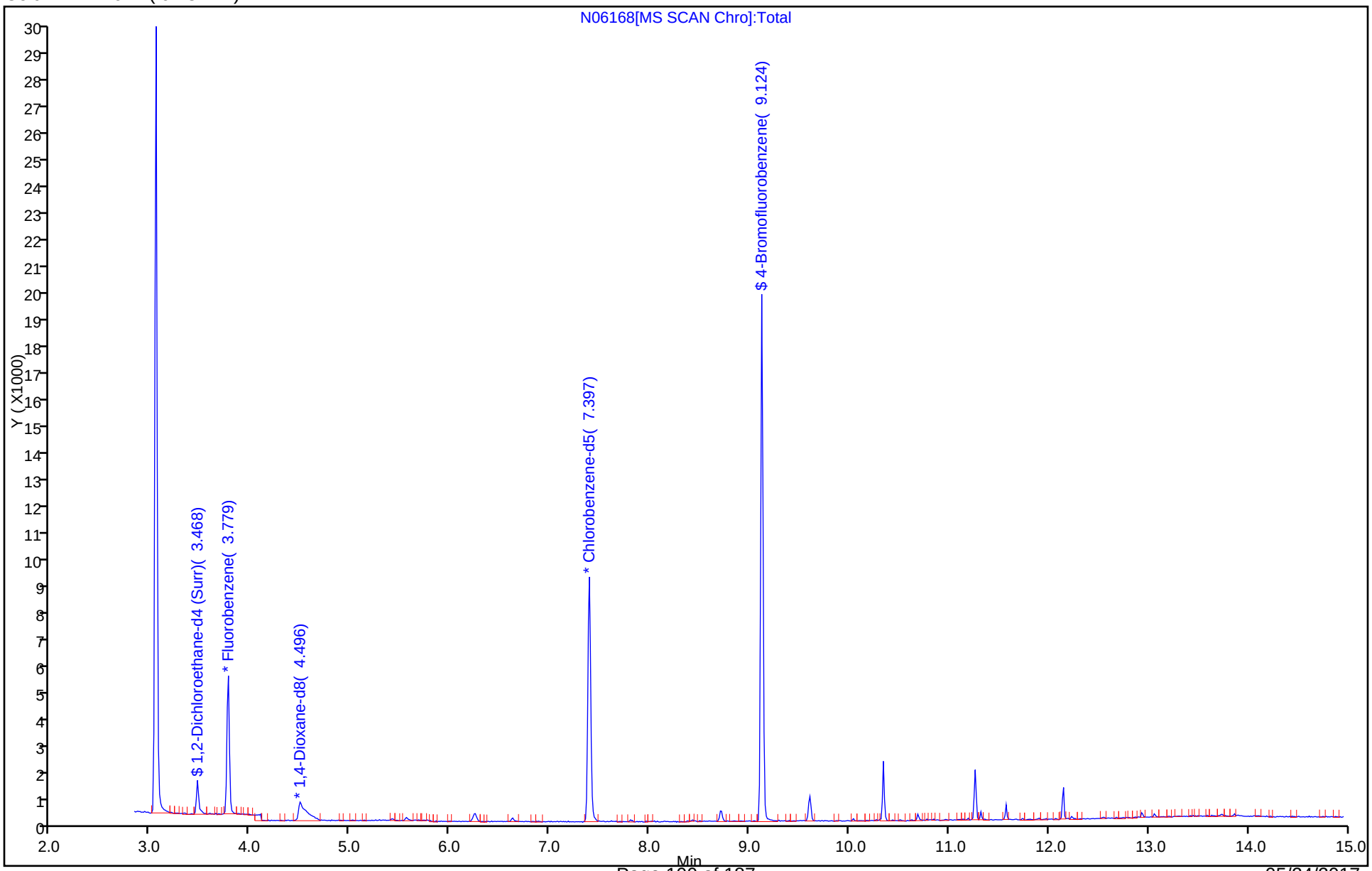

FORM I
GC/MS VOA ORGANICS ANALYSIS DATA SHEET

Lab Name: TestAmerica Edison Job No.: 460-133545-1

SDG No.:

Client Sample ID: PZ-524I Lab Sample ID: 460-133545-20

Matrix: Water Lab File ID: N06169.D

Analysis Method: 8260C SIM Date Collected: 05/16/2017 09:10

Sample wt/vol: 10(mL) Date Analyzed: 05/19/2017 12:23

Soil Aliquot Vol: Dilution Factor: 1

Soil Extract Vol.: GC Column: DB-624 ID: 0.18(mm)

% Moisture: Level: (low/med) Low

Analysis Batch No.: 438052 Units: ug/L

CAS NO.	COMPOUND NAME	RESULT	Q	RL	MDL
123-91-1	1,4-Dioxane	0.20	U	0.40	0.20

CAS NO.	SURROGATE	%REC	Q	LIMITS
17060-07-0	1,2-Dichloroethane-d4 (Surr)	84		70-130
460-00-4	4-Bromofluorobenzene	107		70-130

TestAmerica Edison
Target Compound Quantitation Report

Data File: \\ChromNA\Edison\ChromData\CVOAMS11\20170519-55342.b\N06169.D
Lims ID: 460-133545-C-20
Client ID: PZ-524I
Sample Type: Client
Inject. Date: 19-May-2017 12:23:30 ALS Bottle#: 15 Worklist Smp#: 16
Purge Vol: 5.000 mL Dil. Factor: 1.0000
Sample Info: 460-133545-C-20
Misc. Info.: 460-0055342-016
Operator ID: Instrument ID: CVOAMS11

Method: \\ChromNA\Edison\ChromData\CVOAMS11\20170519-55342.b\8260SIMW11.m
Limit Group: VOA - 8260C Water and Solid
Last Update: 19-May-2017 15:13:00 Calib Date: 10-May-2017 14:06:30
Integrator: RTE ID Type: RT Order ID
Quant Method: Internal Standard Quant By: Initial Calibration
Last ICal File: \\ChromNA\Edison\ChromData\CVOAMS11\20170510-54942.b\N05892.D

Column 1 : DB-624 (0.18 mm) Det: MS SCAN
Process Host: XAWRK016

Compound	Sig	RT (min.)	Exp RT (min.)	Dlt RT (min.)	Q	Response	OnCol Amt ug/l	Flags
* 1 Fluorobenzene	96	3.779	3.779	0.000	100	10484	0.5000	
* 2 1,4-Dioxane-d8	64	4.496	4.496	0.000	91	1179	10.0	
* 3 Chlorobenzene-d5	82	7.397	7.397	0.000	100	13472	0.5000	
$ 4 1,2-Dichloroethane-d4 (Sur	65	3.468	3.468	0.000	99	2437	0.4220	
$ 5 4-Bromofluorobenzene	95	9.124	9.124	0.000	99	14881	0.5355	

Reagents:

SimissurNEW_00006 Amount Added: 2.00 Units: uL Run Reagent

Report Date: 20-May-2017 07:47:23 Chrom Revision: 2.2 25-Apr-2017 13:27:22

TestAmerica Edison

Data File: \\ChromNA\Edison\ChromData\CVOAMS11\20170519-55342.b\N06169.D

Injection Date:	19-May-2017 12:23:30	Instrument ID:	CVOAMS11	Operator ID:	
Lims ID:	460-133545-C-20	Lab Sample ID:	460-133545-20	Worklist Smp#:	16
Client ID:	PZ-524I				
Purge Vol:	5.000 mL	Dil. Factor:	1.0000	ALS Bottle#:	15
Method:	8260SIMW11	Limit Group:	VOA - 8260C Water and Solid		

Column: DB-624 (0.18 mm)

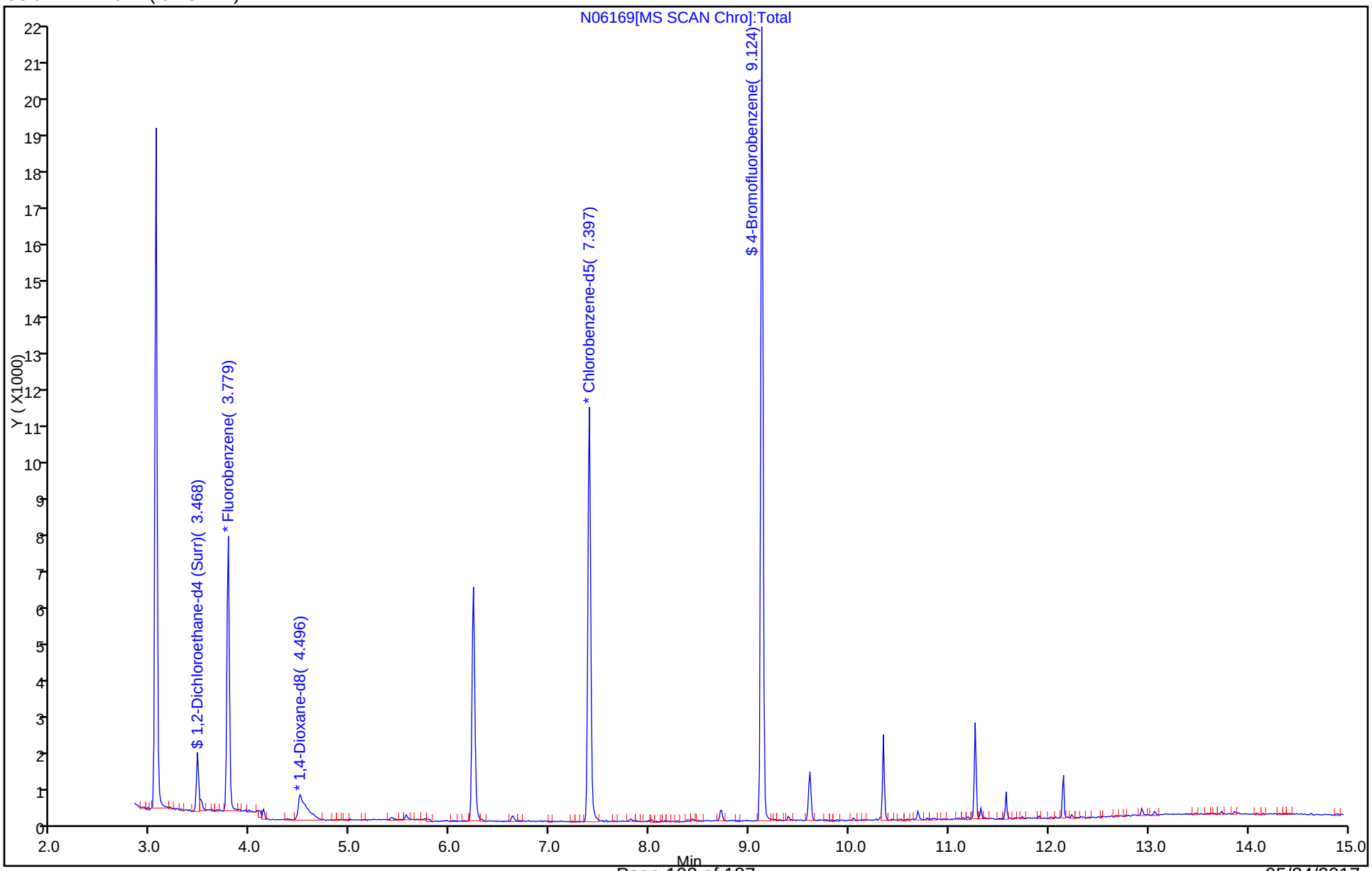

FORM I
GC/MS VOA ORGANICS ANALYSIS DATA SHEET

Lab Name: TestAmerica Edison Job No.: 460-133545-1

SDG No.:

Client Sample ID: DUP-01 Lab Sample ID: 460-133545-21

Matrix: Water Lab File ID: N06170.D

Analysis Method: 8260C SIM Date Collected: 05/16/2017 00:00

Sample wt/vol: 10(mL) Date Analyzed: 05/19/2017 12:46

Soil Aliquot Vol: Dilution Factor: 1

Soil Extract Vol.: GC Column: DB-624 ID: 0.18(mm)

% Moisture: Level: (low/med) Low

Analysis Batch No.: 438052 Units: ug/L

CAS NO.	COMPOUND NAME	RESULT	Q	RL	MDL
123-91-1	1,4-Dioxane	0.20	U	0.40	0.20

CAS NO.	SURROGATE	%REC	Q	LIMITS
17060-07-0	1,2-Dichloroethane-d4 (Surr)	74		70-130
460-00-4	4-Bromofluorobenzene	114		70-130

TestAmerica Edison
Target Compound Quantitation Report

Data File: \\ChromNA\Edison\ChromData\CVOAMS11\20170519-55342.b\N06170.D
Lims ID: 460-133545-C-21
Client ID: DUP-01
Sample Type: Client
Inject. Date: 19-May-2017 12:46:30 ALS Bottle#: 16 Worklist Smp#: 17
Purge Vol: 5.000 mL Dil. Factor: 1.0000
Sample Info: 460-133545-C-21
Misc. Info.: 460-0055342-017
Operator ID: Instrument ID: CVOAMS11

Method: \\ChromNA\Edison\ChromData\CVOAMS11\20170519-55342.b\8260SIMW11.m
Limit Group: VOA - 8260C Water and Solid
Last Update: 23-May-2017 15:55:25 Calib Date: 10-May-2017 14:06:30
Integrator: RTE ID Type: RT Order ID
Quant Method: Internal Standard Quant By: Initial Calibration
Last ICal File: \\ChromNA\Edison\ChromData\CVOAMS11\20170510-54942.b\N05892.D

Column 1 : DB-624 (0.18 mm) Det: MS SCAN
Process Host: XAWRK024

First Level Reviewer: kluseys Date: 23-May-2017 15:55:25

Compound	Sig	RT (min.)	Exp RT (min.)	Dlt RT (min.)	Q	Response	OnCol Amt ug/l	Flags
* 1 Fluorobenzene	96	3.779	3.779	0.000	100	10063	0.5000	
* 2 1,4-Dioxane-d8	64	4.487	4.496	-0.009	100	1364	10.0	
* 3 Chlorobenzene-d5	82	7.397	7.397	0.000	100	11979	0.5000	
$ 4 1,2-Dichloroethane-d4 (Sur	65	3.468	3.468	0.000	96	2053	0.3704	
$ 5 4-Bromofluorobenzene	95	9.124	9.124	0.000	99	14084	0.5700	

Reagents:

SimissurNEW_00006 Amount Added: 2.00 Units: uL Run Reagent

Report Date: 23-May-2017 15:55:25 Chrom Revision: 2.2 25-Apr-2017 13:27:22

TestAmerica Edison

Data File: \\ChromNA\Edison\ChromData\CVOAMS11\20170519-55342.b\N06170.D

Injection Date:	19-May-2017 12:46:30	Instrument ID:	CVOAMS11	Operator ID:	
Lims ID:	460-133545-C-21	Lab Sample ID:	460-133545-21	Worklist Smp#:	17
Client ID:	DUP-01				
Purge Vol:	5.000 mL	Dil. Factor:	1.0000	ALS Bottle#:	16
Method:	8260SIMW11	Limit Group:	VOA - 8260C Water and Solid		

Column: DB-624 (0.18 mm)

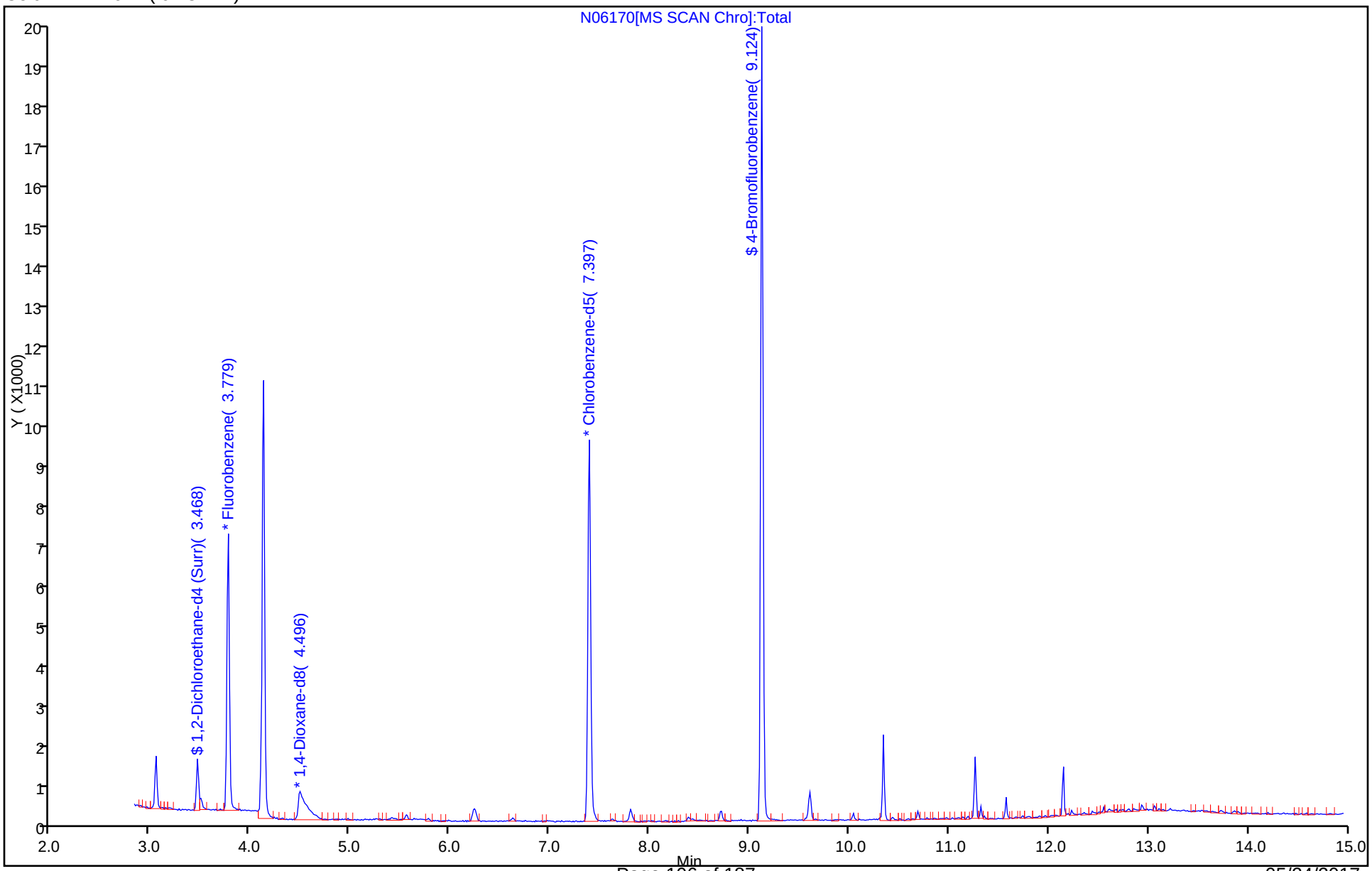

FORM I
GC/MS VOA ORGANICS ANALYSIS DATA SHEET

Lab Name: TestAmerica Edison | Job No.: 460-133545-1

SDG No.:

Client Sample ID: DUP-02 | Lab Sample ID: 460-133545-22

Matrix: Water | Lab File ID: N06226.D

Analysis Method: 8260C SIM | Date Collected: 05/16/2017 00:00

Sample wt/vol: 10(mL) | Date Analyzed: 05/20/2017 12:05

Soil Aliquot Vol: | Dilution Factor: 1

Soil Extract Vol.: | GC Column: DB-624 ID: 0.18(mm)

% Moisture: | Level: (low/med) Low

Analysis Batch No.: 438293 | Units: ug/L

CAS NO.	COMPOUND NAME	RESULT	Q	RL	MDL
123-91-1	1,4-Dioxane	3.4		0.40	0.20

CAS NO.	SURROGATE	%REC	Q	LIMITS
17060-07-0	1,2-Dichloroethane-d4 (Surr)	126		70-130
460-00-4	4-Bromofluorobenzene	101		70-130

TestAmerica Edison
Target Compound Quantitation Report

Data File: \\ChromNA\Edison\ChromData\CVOAMS11\20170520-55375.b\N06226.D
Lims ID: 460-133545-C-22
Client ID: DUP-02
Sample Type: Client
Inject. Date: 20-May-2017 12:05:30 ALS Bottle#: 14 Worklist Smp#: 15
Purge Vol: 5.000 mL Dil. Factor: 1.0000
Sample Info: 460-133545-C-22
Misc. Info.: 460-0055375-015
Operator ID: Instrument ID: CVOAMS11

Method: \\ChromNA\Edison\ChromData\CVOAMS11\20170520-55375.b\8260SIMW11.m
Limit Group: VOA - 8260C Water and Solid
Last Update: 22-May-2017 00:28:57 Calib Date: 10-May-2017 14:06:30
Integrator: RTE ID Type: RT Order ID
Quant Method: Internal Standard Quant By: Initial Calibration
Last ICal File: \\ChromNA\Edison\ChromData\CVOAMS11\20170510-54942.b\N05892.D

Column 1 : DB-624 (0.18 mm) Det: MS SCAN
Process Host: XAWRK032

First Level Reviewer: boykink Date: 22-May-2017 00:28:57

Compound	Sig	RT (min.)	Exp RT (min.)	Dlt RT (min.)	Q	Response	OnCol Amt ug/l	Flags
* 1 Fluorobenzene	96	3.779	3.779	0.000	100	17800	0.5000	
* 2 1,4-Dioxane-d8	64	4.496	4.496	0.000	94	1930	10.0	
* 3 Chlorobenzene-d5	82	7.397	7.397	0.000	100	18535	0.5000	
$ 4 1,2-Dichloroethane-d4 (Sur	65	3.468	3.468	0.000	100	6204	0.6328	
$ 5 4-Bromofluorobenzene	95	9.124	9.124	0.000	98	19299	0.5048	
7 1,4-Dioxane	88	4.554	4.544	0.010	93	1074	3.42	

Reagents:

SimissurNEW_00006 Amount Added: 2.00 Units: uL Run Reagent

Report Date: 22-May-2017 00:28:57 Chrom Revision: 2.2 25-Apr-2017 13:27:22

TestAmerica Edison

Data File: \\ChromNA\Edison\ChromData\CVOAMS11\20170520-55375.b\N06226.D

Injection Date:	20-May-2017 12:05:30	Instrument ID:	CVOAMS11	Operator ID:	
Lims ID:	460-133545-C-22	Lab Sample ID:	460-133545-22	Worklist Smp#:	15
Client ID:	DUP-02				
Purge Vol:	5.000 mL	Dil. Factor:	1.0000	ALS Bottle#:	14
Method:	8260SIMW11	Limit Group:	VOA - 8260C Water and Solid		

Column: DB-624 (0.18 mm)

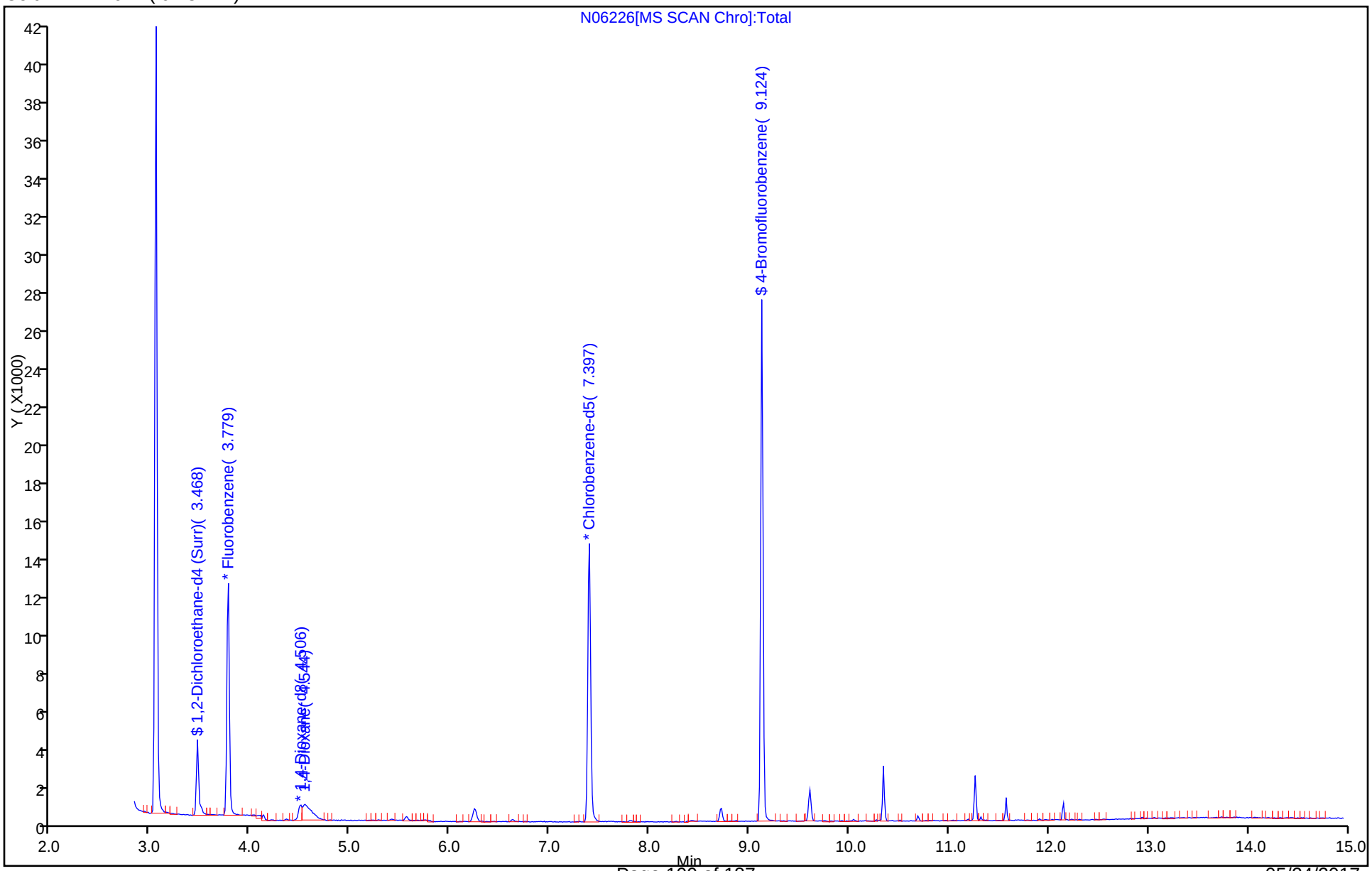

TestAmerica Edison

Data File:	\\ChromNA\Edison\ChromData\CVOAMS11\20170520-55375.b\N06226.D		
Injection Date:	20-May-2017 12:05:30	Instrument ID:	CVOAMS11
Lims ID:	460-133545-C-22	Lab Sample ID:	460-133545-22
Client ID:	DUP-02		
Operator ID:		ALS Bottle#:	14 Worklist Smp#: 15
Purge Vol:	5.000 mL	Dil. Factor:	1.0000
Method:	8260SIMW11	Limit Group:	VOA - 8260C Water and Solid
Column:	DB-624 (0.18 mm)	Detector	MS SCAN

7 1,4-Dioxane, CAS: 123-91-1

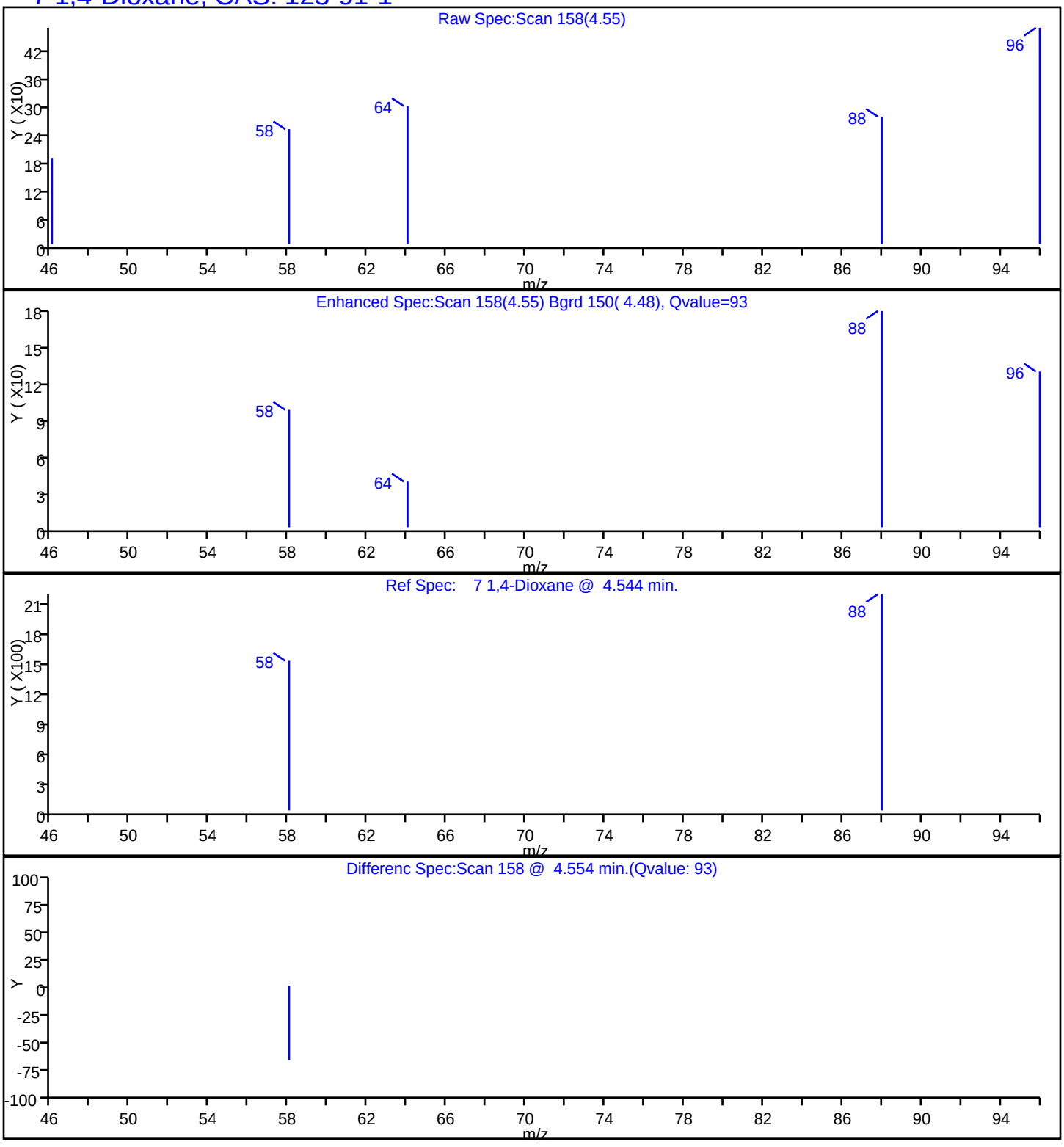

FORM VI
GC/MS VOA BY INTERNAL STANDARD - INITIAL CALIBRATION DATA
CURVE EVALUATION

Lab Name: TestAmerica Edison Job No.: 460-133545-1 Analy Batch No.: 436099

SDG No.:

Instrument ID: CVOAMS11 GC Column: DB-624 ID: 0.18(mm) Heated Purge: (Y/N) N

Calibration Start Date: 05/10/2017 11:27 Calibration End Date: 05/10/2017 14:06 Calibration ID: 62326

Calibration Files:

LEVEL:	LAB SAMPLE ID:	LAB FILE ID:
Level 1	STD04 460-436099/2	N05885.D
Level 2	STD1 460-436099/3	N05886.D
Level 3	STD5 460-436099/4	N05887.D
Level 4	STD10 460-436099/5	N05888.D
Level 5	STD20 460-436099/6	N05889.D
Level 6	STD30 460-436099/7	N05890.D
Level 7	STD40 460-436099/8	N05891.D
Level 8	STD50 460-436099/9	N05892.D

ANALYTE	RRF					CURVE TYPE	COEFFICIENT			#	MIN RRF	%RSD	#	MAX %RSD	R^2 OR COD	#	MIN R^2 OR COD
	LVL 1 LVL 6	LVL 2 LVL 7	LVL 3 LVL 8	LVL 4	LVL 5		B	M1	M2								
1,4-Dioxane	1.6167 1.4951	1.4081 1.8874	1.7432 1.6363	1.5638	1.6790	Ave		1.6287				9.1		20.0			
Ethylene Dibromide	0.3057 0.2447	0.3248 0.2399	0.2953 0.2444	0.3160	0.3210	Ave		0.2865			0.1000	13.0		20.0			
1,2,3-Trichloropropane	0.4974 0.4918	0.5254 0.5106	0.4780 0.4830	0.5803	0.5712	Ave		0.5172				7.6		20.0			
1,2-Dibromo-3-Chloropropane	0.1636 0.1681	0.2005 0.1729	0.1711 0.1667	0.1971	0.1834	Ave		0.1779			0.0500	8.0		20.0			
1,2-Dichloroethane-d4 (Surr)	0.2935 0.2782	0.3225 0.2485	0.2615 0.2567	0.2565	0.2859	Ave		0.2754				9.0		20.0			
4-Bromofluorobenzene	1.0228 1.0569	1.0107 1.0437	1.0246 1.0539	1.0118	1.0262	Ave		1.0313				1.7		20.0			

Note: The M1 coefficient is the same as Ave RRF for an Ave curve type.

FORM VI
GC/MS VOA BY INTERNAL STANDARD - INITIAL CALIBRATION DATA
RESPONSE AND CONCENTRATION

Lab Name: TestAmerica Edison Job No.: 460-133545-1 Analy Batch No.: 436099

SDG No.:

Instrument ID: CVOAMS11 GC Column: DB-624 ID: 0.18(mm) Heated Purge: (Y/N) N

Calibration Start Date: 05/10/2017 11:27 Calibration End Date: 05/10/2017 14:06 Calibration ID: 62326

Calibration Files:

LEVEL:	LAB SAMPLE ID:	LAB FILE ID:
Level 1	STD04 460-436099/2	N05885.D
Level 2	STD1 460-436099/3	N05886.D
Level 3	STD5 460-436099/4	N05887.D
Level 4	STD10 460-436099/5	N05888.D
Level 5	STD20 460-436099/6	N05889.D
Level 6	STD30 460-436099/7	N05890.D
Level 7	STD40 460-436099/8	N05891.D
Level 8	STD50 460-436099/9	N05892.D

ANALYTE	IS REF	CURVE TYPE	RESPONSE					CONCENTRATION (UG/L)				
			LVL 1 LVL 6	LVL 2 LVL 7	LVL 3 LVL 8	LVL 4	LVL 5	LVL 1 LVL 6	LVL 2 LVL 7	LVL 3 LVL 8	LVL 4	LVL 5
1,4-Dioxane	DXE	Ave	82 5333	187 7278	903 8975	1789	3892	0.400 30.0	1.00 40.0	5.00 50.0	10.0	20.0
Ethylene Dibromide	CBNZ d5	Ave	185 3391	392 6446	435 12839	861	1917	0.0200 0.500	0.0400 1.00	0.0500 2.00	0.100	0.200
1,2,3-Trichloropropane	CBNZ d5	Ave	301 6815	634 13722	704 25375	1581	3411	0.0200 0.500	0.0400 1.00	0.0500 2.00	0.100	0.200
1,2-Dibromo-3-Chloropropane	CBNZ d5	Ave	99 2329	242 4646	252 8757	537	1095	0.0200 0.500	0.0400 1.00	0.0500 2.00	0.100	0.200
1,2-Dichloroethane-d4 (Surr)	FB	Ave	4914 3933	5790 3275	4333 3692	3765	5149	0.500 0.500	0.500 0.500	0.500 0.500	0.500	0.500
4-Bromofluorobenzene	CBNZ d5	Ave	15481 14651	15252 14029	15097 13846	13788	15325	0.500 0.500	0.500 0.500	0.500 0.500	0.500	0.500

Curve Type Legend:
Ave = Average ISTD

TestAmerica Edison
Target Compound Quantitation Report

Data File: \\ChromNA\Edison\ChromData\CVOAMS11\20170510-54942.b\N05885.D
Lims ID: STD04
Client ID:
Sample Type: IC Calib Level: 1
Inject. Date: 10-May-2017 11:27:30 ALS Bottle#: 1 Worklist Smp#: 2
Purge Vol: 5.000 mL Dil. Factor: 1.0000
Sample Info: STD04
Misc. Info.: 460-0054942-002
Operator ID: Instrument ID: CVOAMS11
Sublist: chrom-8260SIMW11*sub19

Method: \\ChromNA\Edison\ChromData\CVOAMS11\20170510-54942.b\8260SIMW11.m
Limit Group: VOA - 8260C Water and Solid
Last Update: 12-May-2017 11:58:20 Calib Date: 10-May-2017 14:06:30
Integrator: RTE ID Type: RT Order ID
Quant Method: Internal Standard Quant By: Initial Calibration
Last ICal File: \\ChromNA\Edison\ChromData\CVOAMS11\20170510-54942.b\N05892.D

Column 1 : DB-624 (0.18 mm) Det: MS SCAN
Process Host: XAWRK013

First Level Reviewer: desais Date: 10-May-2017 12:10:06

Compound	Sig	RT (min.)	Exp RT (min.)	Dlt RT (min.)	Q	Response	Cal Amt ug/l	OnCol Amt ug/l	Flags
* 1 Fluorobenzene	96	3.779	3.779	0.000	100	16730	0.5000	0.5000	
* 2 1,4-Dioxane-d8	64	4.487	4.487	0.000	96	1268	10.0	10.0	
* 3 Chlorobenzene-d5	82	7.397	7.397	0.000	100	15130	0.5000	0.5000	
$ 4 1,2-Dichloroethane-d4 (Sur	65	3.468	3.565	-0.097	95	4914	0.5003	0.5332	
$ 5 4-Bromofluorobenzene	95	9.125	9.124	0.000	100	15481	0.5002	0.4961	
7 1,4-Dioxane	88	4.545	4.544	0.001	97	82	0.4000	0.3971	
8 Ethylene Dibromide	107	6.734	6.734	0.000	75	185	0.0200	0.0213	
9 1,2,3-Trichloropropane	75	9.389	9.389	0.000	96	301	0.0200	0.0192	
10 1,2-Dibromo-3-Chloropropan	157	11.368	11.368	0.000	84	99	0.0200	0.0184	

Reagents:

SIMDIOX50_00008 Amount Added: 4.00 Units: uL
VMMIX1SIM_00097 Amount Added: 1.00 Units: uL
SimissurNEW_00006 Amount Added: 2.00 Units: uL Run Reagent

Report Date: 12-May-2017 11:58:20 Chrom Revision: 2.2 18-Apr-2017 07:43:58

TestAmerica Edison

Data File: \\ChromNA\Edison\ChromData\CVOAMS11\20170510-54942.b\N05885.D

Injection Date:	10-May-2017 11:27:30	Instrument ID:	CVOAMS11	Operator ID:	
Lims ID:	STD04			Worklist Smp#:	2
Client ID:					
Purge Vol:	5.000 mL	Dil. Factor:	1.0000	ALS Bottle#:	1
Method:	8260SIMW11	Limit Group:	VOA - 8260C Water and Solid		

Column: DB-624 (0.18 mm)

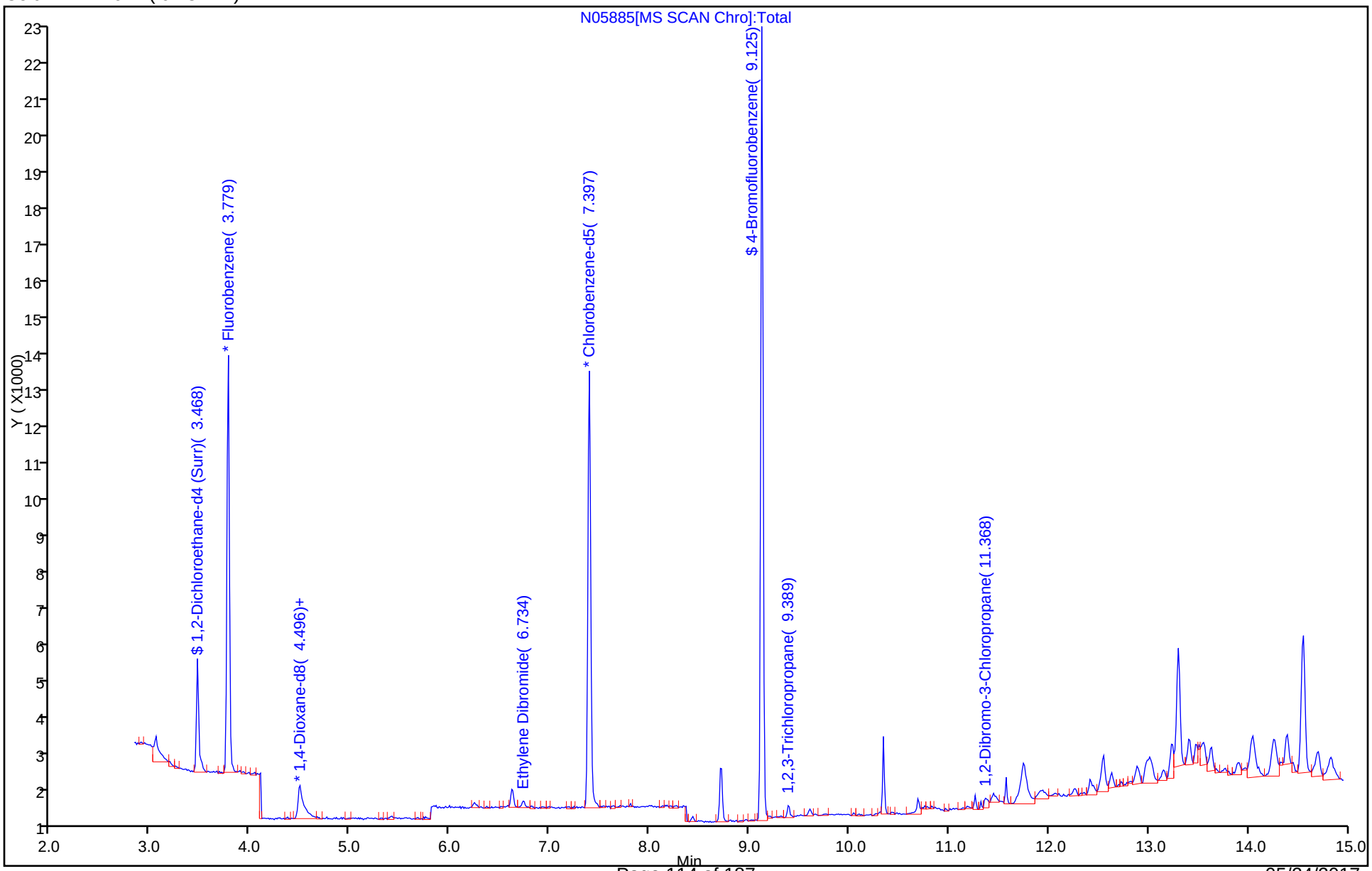

TestAmerica Edison
Target Compound Quantitation Report

Data File: \\ChromNA\Edison\ChromData\CVOAMS11\20170510-54942.b\N05886.D
Lims ID: STD1
Client ID:
Sample Type: IC Calib Level: 2
Inject. Date: 10-May-2017 11:49:30 ALS Bottle#: 2 Worklist Smp#: 3
Purge Vol: 5.000 mL Dil. Factor: 1.0000
Sample Info: STD1
Misc. Info.: 460-0054942-003
Operator ID: Instrument ID: CVOAMS11
Sublist: chrom-8260SIMW11*sub19

Method: \\ChromNA\Edison\ChromData\CVOAMS11\20170510-54942.b\8260SIMW11.m
Limit Group: VOA - 8260C Water and Solid
Last Update: 12-May-2017 11:58:22 Calib Date: 10-May-2017 14:06:30
Integrator: RTE ID Type: RT Order ID
Quant Method: Internal Standard Quant By: Initial Calibration
Last ICal File: \\ChromNA\Edison\ChromData\CVOAMS11\20170510-54942.b\N05892.D

Column 1 : DB-624 (0.18 mm) Det: MS SCAN
Process Host: XAWRK013

First Level Reviewer: desais Date: 10-May-2017 12:09:49

Compound	Sig	RT (min.)	Exp RT (min.)	Dlt RT (min.)	Q	Response	Cal Amt ug/l	OnCol Amt ug/l	Flags
* 1 Fluorobenzene	96	3.779	3.779	0.000	100	17944	0.5000	0.5000	
* 2 1,4-Dioxane-d8	64	4.487	4.487	0.000	96	1328	10.0	10.0	
* 3 Chlorobenzene-d5	82	7.397	7.397	0.000	100	15085	0.5000	0.5000	
$ 4 1,2-Dichloroethane-d4 (Sur	65	3.468	3.565	-0.097	95	5790	0.5003	0.5858	
$ 5 4-Bromofluorobenzene	95	9.124	9.124	0.000	100	15252	0.5002	0.4902	
7 1,4-Dioxane	88	4.554	4.544	0.010	99	187	1.00	0.8646	
8 Ethylene Dibromide	107	6.734	6.734	0.000	97	392	0.0400	0.0454	
9 1,2,3-Trichloropropane	75	9.389	9.389	0.000	98	634	0.0400	0.0406	
10 1,2-Dibromo-3-Chloropropan	157	11.368	11.368	0.000	93	242	0.0400	0.0451	

Reagents:

VMMIX1SIM_00097 Amount Added: 2.00 Units: uL
SIMDIOX50_00008 Amount Added: 10.00 Units: uL
SimissurNEW_00006 Amount Added: 2.00 Units: uL Run Reagent

Report Date: 12-May-2017 11:58:22 Chrom Revision: 2.2 18-Apr-2017 07:43:58

TestAmerica Edison

Data File: \\ChromNA\Edison\ChromData\CVOAMS11\20170510-54942.b\N05886.D

Injection Date:	10-May-2017 11:49:30	Instrument ID:	CVOAMS11	Operator ID:	
Lims ID:	STD1			Worklist Smp#:	3
Client ID:					
Purge Vol:	5.000 mL	Dil. Factor:	1.0000	ALS Bottle#:	2
Method:	8260SIMW11	Limit Group:	VOA - 8260C Water and Solid		

Column: DB-624 (0.18 mm)

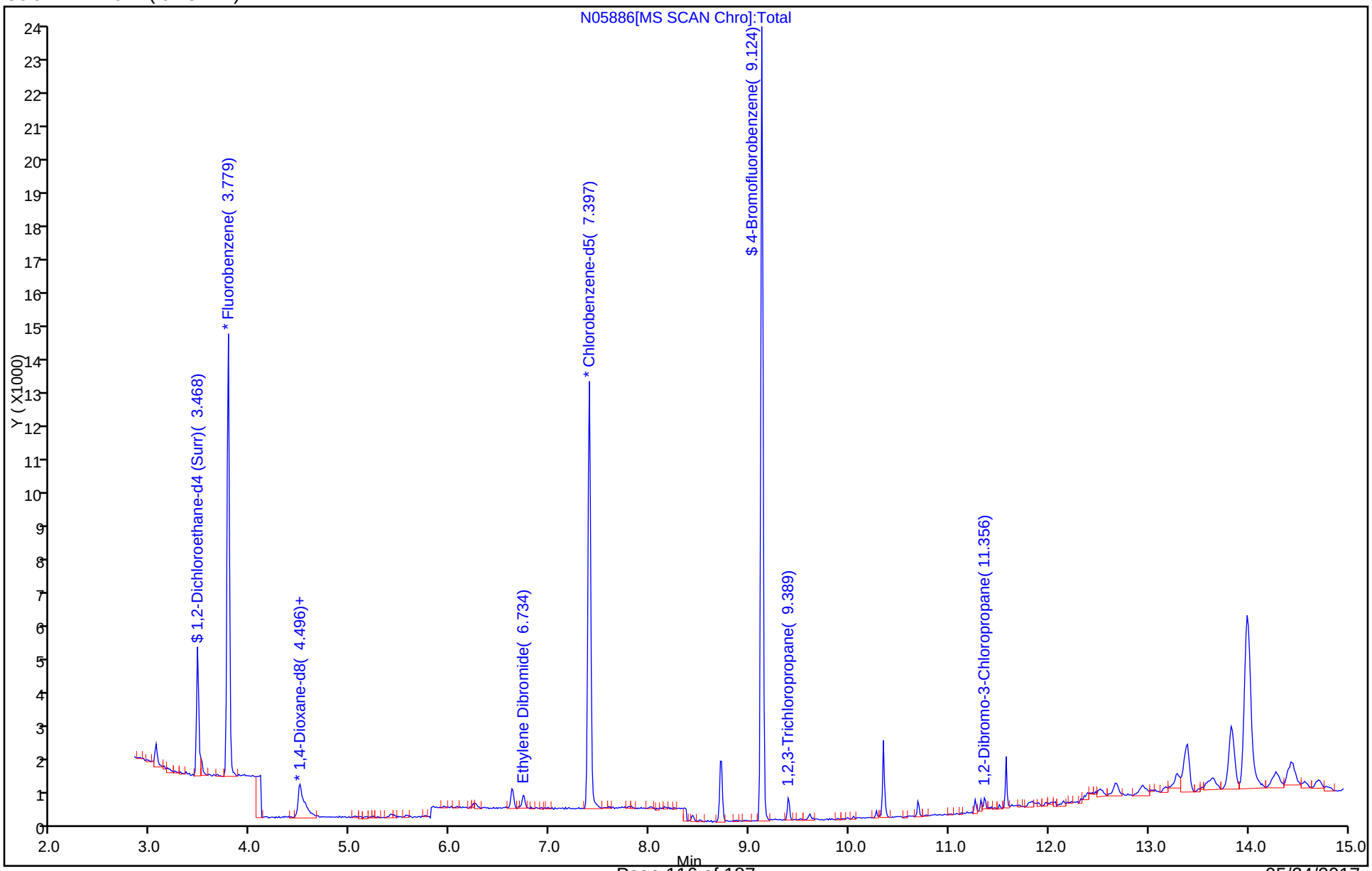

TestAmerica Edison
Target Compound Quantitation Report

Data File: \\ChromNA\Edison\ChromData\CVOAMS11\20170510-54942.b\N05887.D
Lims ID: STD5
Client ID:
Sample Type: ICIS Calib Level: 3
Inject. Date: 10-May-2017 12:12:30 ALS Bottle#: 3 Worklist Smp#: 4
Purge Vol: 5.000 mL Dil. Factor: 1.0000
Sample Info: STD5
Misc. Info.: 460-0054942-004
Operator ID: Instrument ID: CVOAMS11
Sublist: chrom-8260SIMW11*sub19

Method: \\ChromNA\Edison\ChromData\CVOAMS11\20170510-54942.b\8260SIMW11.m
Limit Group: VOA - 8260C Water and Solid
Last Update: 12-May-2017 11:58:23 Calib Date: 10-May-2017 14:06:30
Integrator: RTE ID Type: RT Order ID
Quant Method: Internal Standard Quant By: Initial Calibration
Last ICal File: \\ChromNA\Edison\ChromData\CVOAMS11\20170510-54942.b\N05892.D

Column 1 : DB-624 (0.18 mm) Det: MS SCAN
Process Host: XAWRK013

First Level Reviewer: desais Date: 10-May-2017 12:34:05

Compound	Sig	RT (min.)	Exp RT (min.)	Dlt RT (min.)	Q	Response	Cal Amt ug/l	OnCol Amt ug/l	Flags
* 1 Fluorobenzene	96	3.779	3.779	0.000	100	16562	0.5000	0.5000	
* 2 1,4-Dioxane-d8	64	4.487	4.487	0.000	90	1036	10.0	10.0	
* 3 Chlorobenzene-d5	82	7.397	7.397	0.000	100	14729	0.5000	0.5000	
$ 4 1,2-Dichloroethane-d4 (Sur	65	3.468	3.468	0.000	95	4333	0.5003	0.4750	
$ 5 4-Bromofluorobenzene	95	9.124	9.124	0.000	100	15097	0.5002	0.4969	
7 1,4-Dioxane	88	4.544	4.544	0.000	91	903	5.00	5.35	
8 Ethylene Dibromide	107	6.734	6.734	0.000	97	435	0.0500	0.0515	
9 1,2,3-Trichloropropane	75	9.389	9.389	0.000	99	704	0.0500	0.0462	
10 1,2-Dibromo-3-Chloropropan	157	11.368	11.368	0.000	92	252	0.0500	0.0481	

Reagents:

SIMDIOX50_00008 Amount Added: 20.00 Units: uL
VMMIX1SIM_00097 Amount Added: 1.00 Units: uL
SimissurNEW_00006 Amount Added: 2.00 Units: uL Run Reagent

Report Date: 12-May-2017 11:58:24 Chrom Revision: 2.2 18-Apr-2017 07:43:58

TestAmerica Edison

Data File: \\ChromNA\Edison\ChromData\CVOAMS11\20170510-54942.b\N05887.D

Injection Date:	10-May-2017 12:12:30	Instrument ID:	CVOAMS11	Operator ID:	
Lims ID:	STD5			Worklist Smp#:	4
Client ID:					
Purge Vol:	5.000 mL	Dil. Factor:	1.0000	ALS Bottle#:	3
Method:	8260SIMW11	Limit Group:	VOA - 8260C Water and Solid		

Column: DB-624 (0.18 mm)

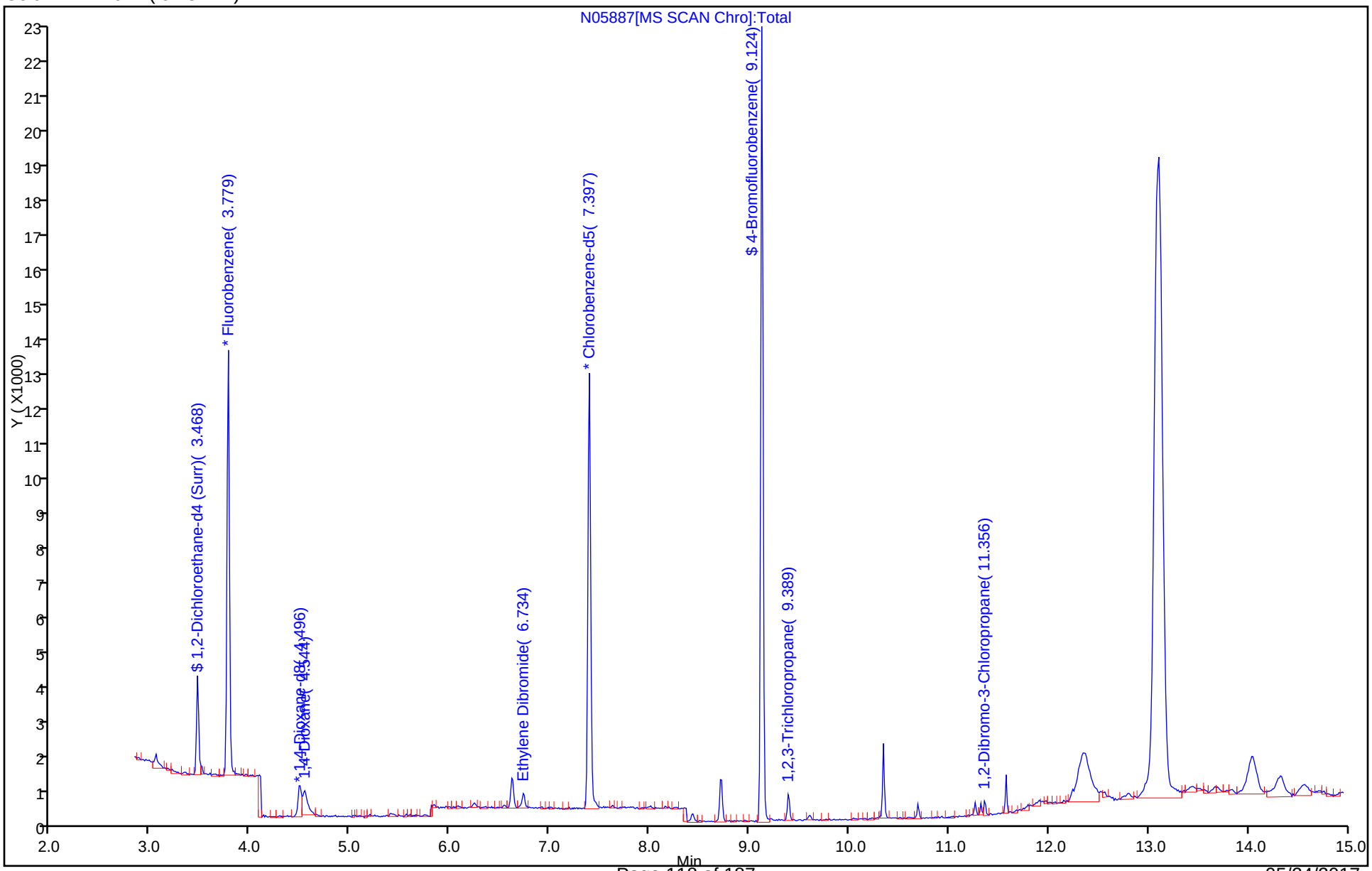

TestAmerica Edison
Target Compound Quantitation Report

Data File: \\ChromNA\Edison\ChromData\CVOAMS11\20170510-54942.b\N05888.D
Lims ID: STD10
Client ID:
Sample Type: IC Calib Level: 4
Inject. Date: 10-May-2017 12:35:30 ALS Bottle#: 4 Worklist Smp#: 5
Purge Vol: 5.000 mL Dil. Factor: 1.0000
Sample Info: STD10
Misc. Info.: 460-0054942-005
Operator ID: Instrument ID: CVOAMS11
Sublist: chrom-8260SIMW11*sub19

Method: \\ChromNA\Edison\ChromData\CVOAMS11\20170510-54942.b\8260SIMW11.m
Limit Group: VOA - 8260C Water and Solid
Last Update: 12-May-2017 11:58:25 Calib Date: 10-May-2017 14:06:30
Integrator: RTE ID Type: RT Order ID
Quant Method: Internal Standard Quant By: Initial Calibration
Last ICal File: \\ChromNA\Edison\ChromData\CVOAMS11\20170510-54942.b\N05892.D

Column 1 : DB-624 (0.18 mm) Det: MS SCAN
Process Host: XAWRK013

First Level Reviewer: desais Date: 10-May-2017 13:21:49

	Compound	Sig	RT (min.)	Exp RT (min.)	Dlt RT (min.)	Q	Response	Cal Amt ug/l	OnCol Amt ug/l	Flags
*	1 Fluorobenzene	96	3.779	3.779	0.000	100	14667	0.5000	0.5000	
*	2 1,4-Dioxane-d8	64	4.496	4.487	0.009	92	1144	10.0	10.0	
*	3 Chlorobenzene-d5	82	7.397	7.397	0.000	100	13622	0.5000	0.5000	
$	4 1,2-Dichloroethane-d4 (Sur	65	3.468	3.468	0.000	95	3765	0.5003	0.4660	
$	5 4-Bromofluorobenzene	95	9.124	9.124	0.000	99	13788	0.5002	0.4907	
	7 1,4-Dioxane	88	4.544	4.544	0.000	100	1789	10.0	9.60	
	8 Ethylene Dibromide	107	6.734	6.734	0.000	98	861	0.1000	0.1103	
	9 1,2,3-Trichloropropane	75	9.389	9.389	0.000	99	1581	0.1000	0.1122	
	10 1,2-Dibromo-3-Chloropropan	157	11.368	11.368	0.000	94	537	0.1000	0.1108	

Reagents:

SIMDIOX50_00008 Amount Added: 20.00 Units: uL
VMMIX1SIM_00097 Amount Added: 1.00 Units: uL
SimissurNEW_00006 Amount Added: 2.00 Units: uL Run Reagent

Report Date: 12-May-2017 11:58:26 Chrom Revision: 2.2 18-Apr-2017 07:43:58

TestAmerica Edison

Data File: \\ChromNA\Edison\ChromData\CVOAMS11\20170510-54942.b\N05888.D

Injection Date:	10-May-2017 12:35:30	Instrument ID:	CVOAMS11	Operator ID:	
Lims ID:	STD10			Worklist Smp#:	5
Client ID:					
Purge Vol:	5.000 mL	Dil. Factor:	1.0000	ALS Bottle#:	4
Method:	8260SIMW11	Limit Group:	VOA - 8260C Water and Solid		

Column: DB-624 (0.18 mm)

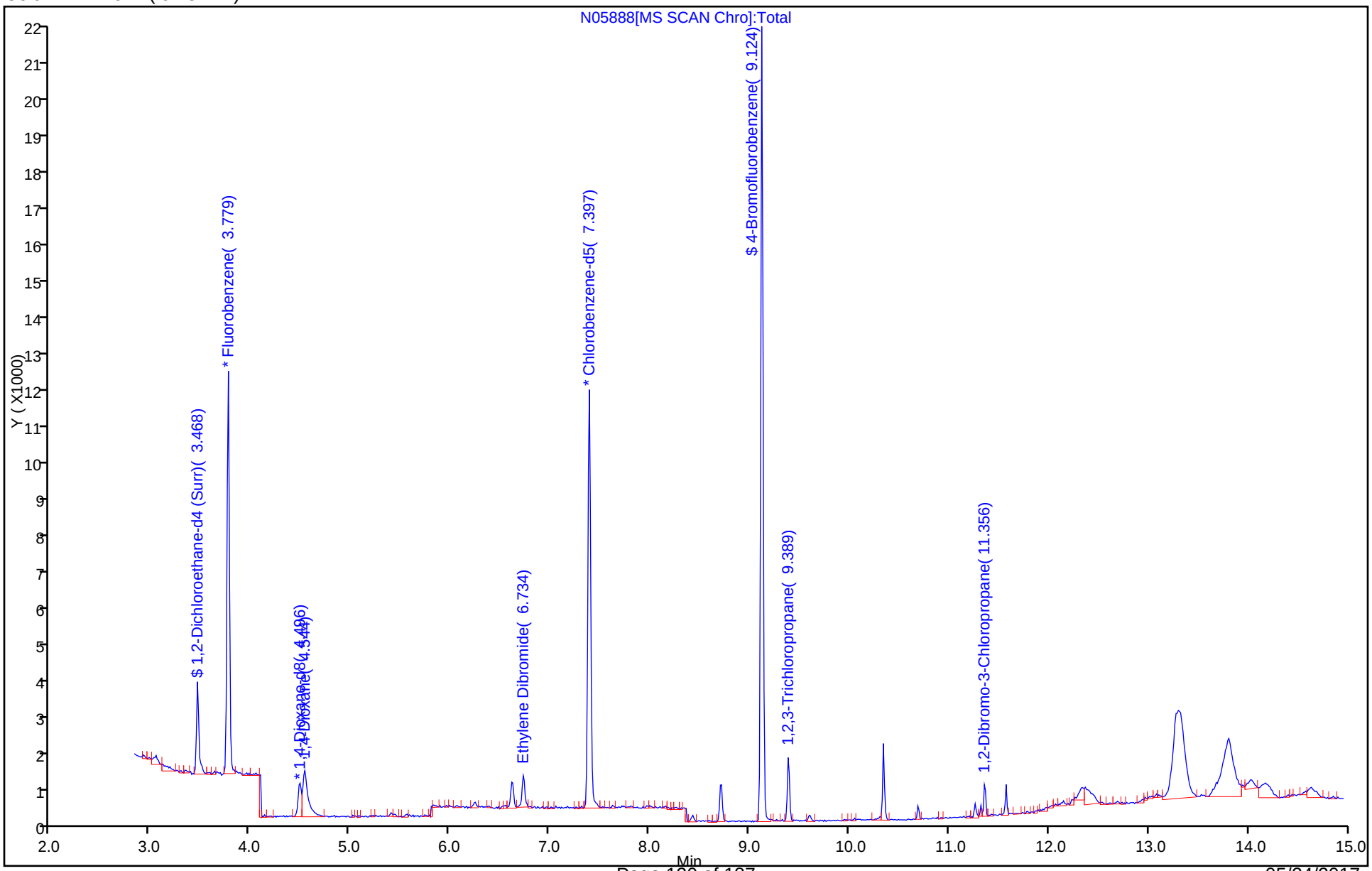

TestAmerica Edison
Target Compound Quantitation Report

Data File: \\ChromNA\Edison\ChromData\CVOAMS11\20170510-54942.b\N05889.D
Lims ID: STD20
Client ID:
Sample Type: IC Calib Level: 5
Inject. Date: 10-May-2017 12:58:30 ALS Bottle#: 5 Worklist Smp#: 6
Purge Vol: 5.000 mL Dil. Factor: 1.0000
Sample Info: STD20
Misc. Info.: 460-0054942-006
Operator ID: Instrument ID: CVOAMS11
Sublist: chrom-8260SIMW11*sub19

Method: \\ChromNA\Edison\ChromData\CVOAMS11\20170510-54942.b\8260SIMW11.m
Limit Group: VOA - 8260C Water and Solid
Last Update: 12-May-2017 11:58:27 Calib Date: 10-May-2017 14:06:30
Integrator: RTE ID Type: RT Order ID
Quant Method: Internal Standard Quant By: Initial Calibration
Last ICal File: \\ChromNA\Edison\ChromData\CVOAMS11\20170510-54942.b\N05892.D

Column 1 : DB-624 (0.18 mm) Det: MS SCAN
Process Host: XAWRK013

First Level Reviewer: desais Date: 10-May-2017 13:21:58

	Compound	Sig	RT (min.)	Exp RT (min.)	Dlt RT (min.)	Q	Response	Cal Amt ug/l	OnCol Amt ug/l	Flags
*	1 Fluorobenzene	96	3.779	3.779	0.000	100	18000	0.5000	0.5000	
*	2 1,4-Dioxane-d8	64	4.496	4.487	0.009	92	1159	10.0	10.0	
*	3 Chlorobenzene-d5	82	7.397	7.397	0.000	100	14928	0.5000	0.5000	
$	4 1,2-Dichloroethane-d4 (Sur	65	3.468	3.468	0.000	100	5149	0.5003	0.5193	
$	5 4-Bromofluorobenzene	95	9.124	9.124	0.000	100	15325	0.5002	0.4977	
	7 1,4-Dioxane	88	4.544	4.544	0.000	100	3892	20.0	20.6	
	8 Ethylene Dibromide	107	6.734	6.734	0.000	97	1917	0.2000	0.2241	
	9 1,2,3-Trichloropropane	75	9.389	9.389	0.000	99	3411	0.2000	0.2209	
	10 1,2-Dibromo-3-Chloropropan	157	11.368	11.368	0.000	92	1095	0.2000	0.2061	

Reagents:

SIMDIOX50_00008	Amount Added: 20.00	Units: uL	
VMMIX1SIM_00097	Amount Added: 1.00	Units: uL	
SimissurNEW_00006	Amount Added: 2.00	Units: uL	Run Reagent

Report Date: 12-May-2017 11:58:28 Chrom Revision: 2.2 18-Apr-2017 07:43:58

TestAmerica Edison

Data File: \\ChromNA\Edison\ChromData\CVOAMS11\20170510-54942.b\N05889.D

Injection Date:	10-May-2017 12:58:30	Instrument ID:	CVOAMS11	Operator ID:	
Lims ID:	STD20			Worklist Smp#:	6
Client ID:					
Purge Vol:	5.000 mL	Dil. Factor:	1.0000	ALS Bottle#:	5
Method:	8260SIMW11	Limit Group:	VOA - 8260C Water and Solid		

Column: DB-624 (0.18 mm)

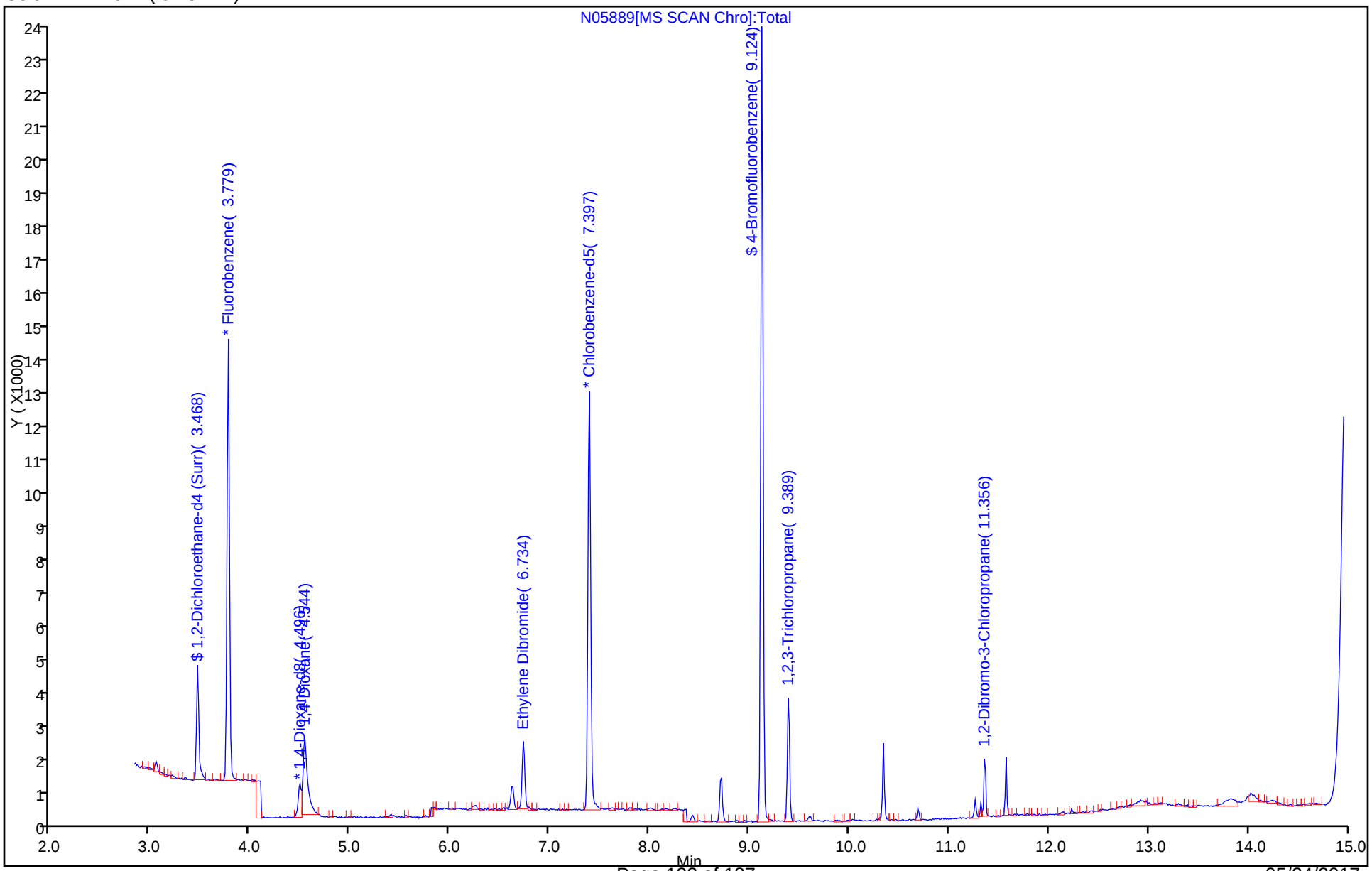

TestAmerica Edison
Target Compound Quantitation Report

Data File: \\ChromNA\Edison\ChromData\CVOAMS11\20170510-54942.b\N05890.D
Lims ID: STD30
Client ID:
Sample Type: IC Calib Level: 6
Inject. Date: 10-May-2017 13:21:30 ALS Bottle#: 6 Worklist Smp#: 7
Purge Vol: 5.000 mL Dil. Factor: 1.0000
Sample Info: STD30
Misc. Info.: 460-0054942-007
Operator ID: Instrument ID: CVOAMS11
Sublist: chrom-8260SIMW11*sub19

Method: \\ChromNA\Edison\ChromData\CVOAMS11\20170510-54942.b\8260SIMW11.m
Limit Group: VOA - 8260C Water and Solid
Last Update: 12-May-2017 11:58:29 Calib Date: 10-May-2017 14:06:30
Integrator: RTE ID Type: RT Order ID
Quant Method: Internal Standard Quant By: Initial Calibration
Last ICal File: \\ChromNA\Edison\ChromData\CVOAMS11\20170510-54942.b\N05892.D

Column 1 : DB-624 (0.18 mm) Det: MS SCAN
Process Host: XAWRK013

Compound	Sig	RT (min.)	Exp RT (min.)	Dlt RT (min.)	Q	Response	Cal Amt ug/l	OnCol Amt ug/l	Flags
* 1 Fluorobenzene	96	3.779	3.779	0.000	100	14128	0.5000	0.5000	
* 2 1,4-Dioxane-d8	64	4.487	4.487	0.000	93	1189	10.0	10.0	
* 3 Chlorobenzene-d5	82	7.397	7.397	0.000	100	13857	0.5000	0.5000	
$ 4 1,2-Dichloroethane-d4 (Sur	65	3.468	3.468	0.000	100	3933	0.5003	0.5054	
$ 5 4-Bromofluorobenzene	95	9.125	9.124	0.000	100	14651	0.5002	0.5126	
7 1,4-Dioxane	88	4.545	4.544	0.001	100	5333	30.0	27.5	
8 Ethylene Dibromide	107	6.734	6.734	0.000	100	3391	0.5000	0.4271	
9 1,2,3-Trichloropropane	75	9.389	9.389	0.000	99	6815	0.5000	0.4754	
10 1,2-Dibromo-3-Chloropropan	157	11.368	11.368	0.000	95	2329	0.5000	0.4723	

Reagents:

SIMDIOX50_00008 Amount Added: 30.00 Units: uL
VMMIX1SIM_00097 Amount Added: 2.50 Units: uL
SimissurNEW_00006 Amount Added: 2.00 Units: uL Run Reagent

Report Date: 12-May-2017 11:58:30 Chrom Revision: 2.2 18-Apr-2017 07:43:58

TestAmerica Edison

Data File: \\ChromNA\Edison\ChromData\CVOAMS11\20170510-54942.b\N05890.D

Injection Date:	10-May-2017 13:21:30	Instrument ID:	CVOAMS11	Operator ID:	
Lims ID:	STD30			Worklist Smp#:	7
Client ID:					
Purge Vol:	5.000 mL	Dil. Factor:	1.0000	ALS Bottle#:	6
Method:	8260SIMW11	Limit Group:	VOA - 8260C Water and Solid		

Column: DB-624 (0.18 mm)

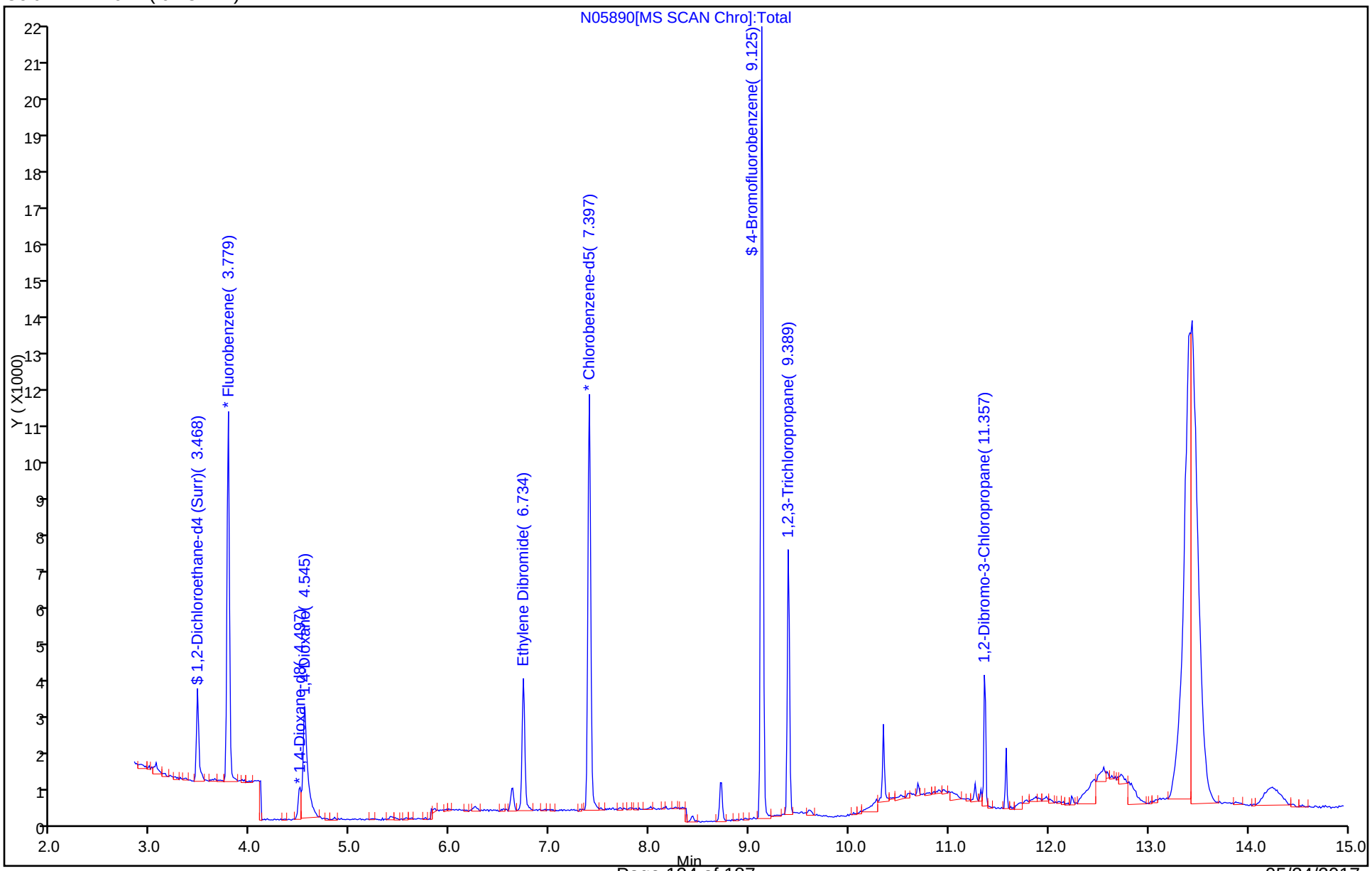

TestAmerica Edison
Target Compound Quantitation Report

Data File: \\ChromNA\Edison\ChromData\CVOAMS11\20170510-54942.b\N05891.D
Lims ID: STD40
Client ID:
Sample Type: IC Calib Level: 7
Inject. Date: 10-May-2017 13:43:30 ALS Bottle#: 7 Worklist Smp#: 8
Purge Vol: 5.000 mL Dil. Factor: 1.0000
Sample Info: STD40
Misc. Info.: 460-0054942-008
Operator ID: Instrument ID: CVOAMS11
Sublist: chrom-8260SIMW11*sub19

Method: \\ChromNA\Edison\ChromData\CVOAMS11\20170510-54942.b\8260SIMW11.m
Limit Group: VOA - 8260C Water and Solid
Last Update: 12-May-2017 11:58:33 Calib Date: 10-May-2017 14:06:30
Integrator: RTE ID Type: RT Order ID
Quant Method: Internal Standard Quant By: Initial Calibration
Last ICal File: \\ChromNA\Edison\ChromData\CVOAMS11\20170510-54942.b\N05892.D

Column 1 : DB-624 (0.18 mm) Det: MS SCAN
Process Host: XAWRK013

Compound	Sig	RT (min.)	Exp RT (min.)	Dlt RT (min.)	Q	Response	Cal Amt ug/l	OnCol Amt ug/l	Flags
* 1 Fluorobenzene	96	3.779	3.779	-0.001	100	13171	0.5000	0.5000	
* 2 1,4-Dioxane-d8	64	4.487	4.487	0.000	99	964	10.0	10.0	
* 3 Chlorobenzene-d5	82	7.397	7.397	0.000	100	13436	0.5000	0.5000	
$ 4 1,2-Dichloroethane-d4 (Sur	65	3.468	3.468	0.000	95	3275	0.5003	0.4514	
$ 5 4-Bromofluorobenzene	95	9.124	9.124	0.000	99	14029	0.5002	0.5062	
7 1,4-Dioxane	88	4.544	4.544	0.000	100	7278	40.0	46.4	
8 Ethylene Dibromide	107	6.734	6.734	0.000	100	6446	1.00	0.8373	
9 1,2,3-Trichloropropane	75	9.389	9.389	0.000	100	13722	1.00	0.9873	
10 1,2-Dibromo-3-Chloropropan	157	11.368	11.368	0.000	94	4646	1.00	0.9718	

Reagents:

SIMDIOX50_00008 Amount Added: 40.00 Units: uL
VMMIX1SIM_00097 Amount Added: 5.00 Units: uL
SimissurNEW_00006 Amount Added: 2.00 Units: uL Run Reagent

Report Date: 12-May-2017 11:58:33 Chrom Revision: 2.2 18-Apr-2017 07:43:58

TestAmerica Edison

Data File: \\ChromNA\Edison\ChromData\CVOAMS11\20170510-54942.b\N05891.D

Injection Date:	10-May-2017 13:43:30	Instrument ID:	CVOAMS11	Operator ID:	
Lims ID:	STD40			Worklist Smp#:	8
Client ID:					
Purge Vol:	5.000 mL	Dil. Factor:	1.0000	ALS Bottle#:	7
Method:	8260SIMW11	Limit Group:	VOA - 8260C Water and Solid		

Column: DB-624 (0.18 mm)

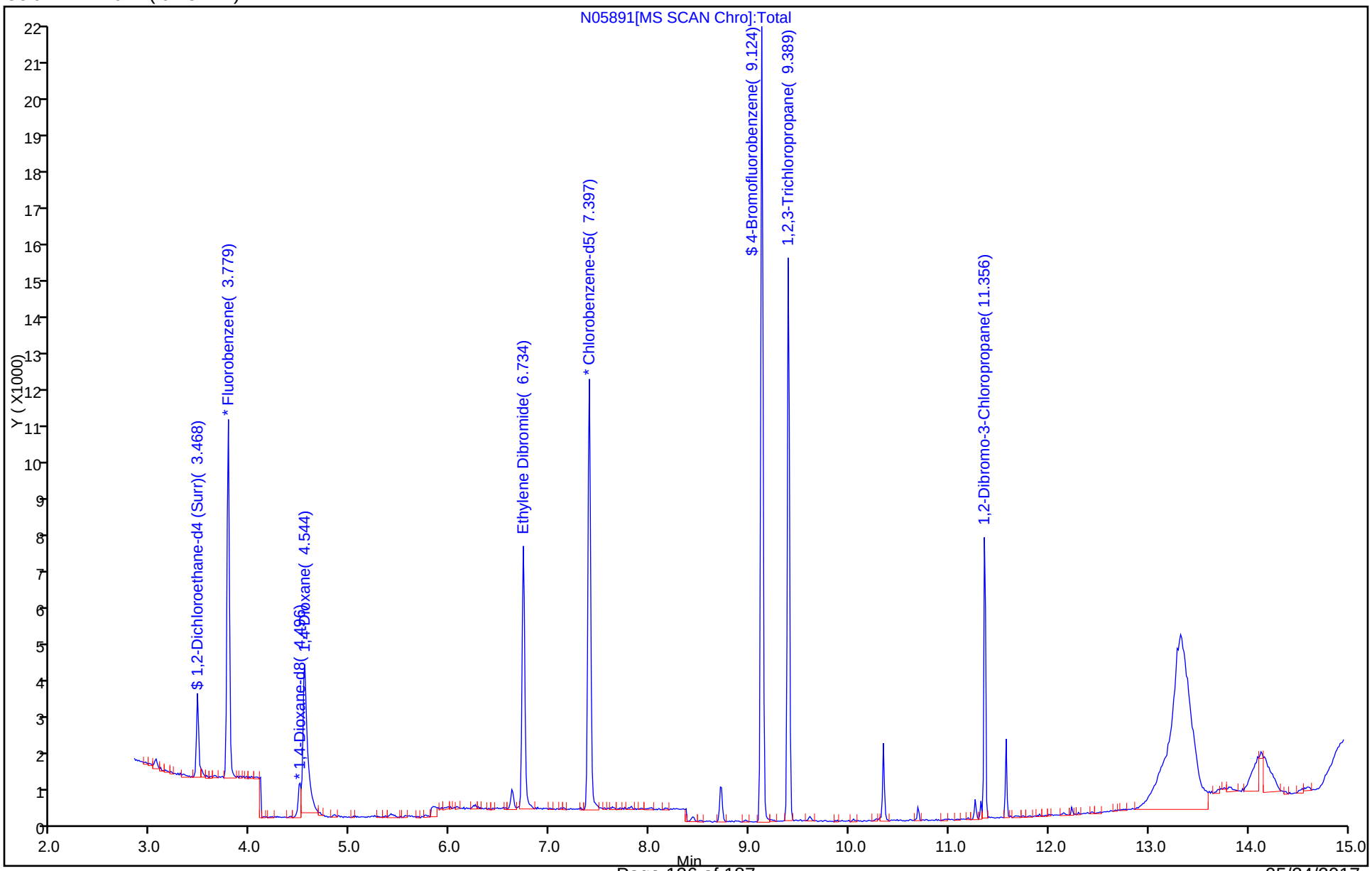

TestAmerica Edison
Target Compound Quantitation Report

Data File: \\ChromNA\Edison\ChromData\CVOAMS11\20170510-54942.b\N05892.D
Lims ID: STD50
Client ID:
Sample Type: IC Calib Level: 8
Inject. Date: 10-May-2017 14:06:30 ALS Bottle#: 8 Worklist Smp#: 9
Purge Vol: 5.000 mL Dil. Factor: 1.0000
Sample Info: STD50
Misc. Info.: 460-0054942-009
Operator ID: Instrument ID: CVOAMS11
Sublist: chrom-8260SIMW11*sub19

Method: \\ChromNA\Edison\ChromData\CVOAMS11\20170510-54942.b\8260SIMW11.m
Limit Group: VOA - 8260C Water and Solid
Last Update: 12-May-2017 11:58:34 Calib Date: 10-May-2017 14:06:30
Integrator: RTE ID Type: RT Order ID
Quant Method: Internal Standard Quant By: Initial Calibration
Last ICal File: \\ChromNA\Edison\ChromData\CVOAMS11\20170510-54942.b\N05892.D

Column 1 : DB-624 (0.18 mm) Det: MS SCAN
Process Host: XAWRK013

First Level Reviewer: desais Date: 10-May-2017 14:30:51

	Compound	Sig	RT (min.)	Exp RT (min.)	Dlt RT (min.)	Q	Response	Cal Amt ug/l	OnCol Amt ug/l	Flags
*	1 Fluorobenzene	96	3.778	3.779	-0.001	100	14371	0.5000	0.5000	
*	2 1,4-Dioxane-d8	64	4.496	4.487	0.009	91	1097	10.0	10.0	
*	3 Chlorobenzene-d5	82	7.397	7.397	0.000	100	13133	0.5000	0.5000	
$	4 1,2-Dichloroethane-d4 (Sur	65	3.468	3.468	0.000	98	3692	0.5003	0.4664	
$	5 4-Bromofluorobenzene	95	9.124	9.124	0.000	100	13846	0.5002	0.5111	
	7 1,4-Dioxane	88	4.544	4.544	0.000	99	8975	50.0	50.2	
	8 Ethylene Dibromide	107	6.734	6.734	0.000	100	12839	2.00	1.71	
	9 1,2,3-Trichloropropane	75	9.389	9.389	0.000	100	25375	2.00	1.87	
	10 1,2-Dibromo-3-Chloropropan	157	11.368	11.368	0.000	100	8757	2.00	1.87	

Reagents:

SIMDIOX50_00008 Amount Added: 50.00 Units: uL
VMMIX1SIM_00097 Amount Added: 10.00 Units: uL
SimissurNEW_00006 Amount Added: 2.00 Units: uL Run Reagent

Report Date: 12-May-2017 11:58:35 Chrom Revision: 2.2 18-Apr-2017 07:43:58

TestAmerica Edison

Data File: \\ChromNA\Edison\ChromData\CVOAMS11\20170510-54942.b\N05892.D

Injection Date:	10-May-2017 14:06:30	Instrument ID:	CVOAMS11	Operator ID:	
Lims ID:	STD50			Worklist Smp#:	9
Client ID:					
Purge Vol:	5.000 mL	Dil. Factor:	1.0000	ALS Bottle#:	8
Method:	8260SIMW11	Limit Group:	VOA - 8260C Water and Solid		

Column: DB-624 (0.18 mm)

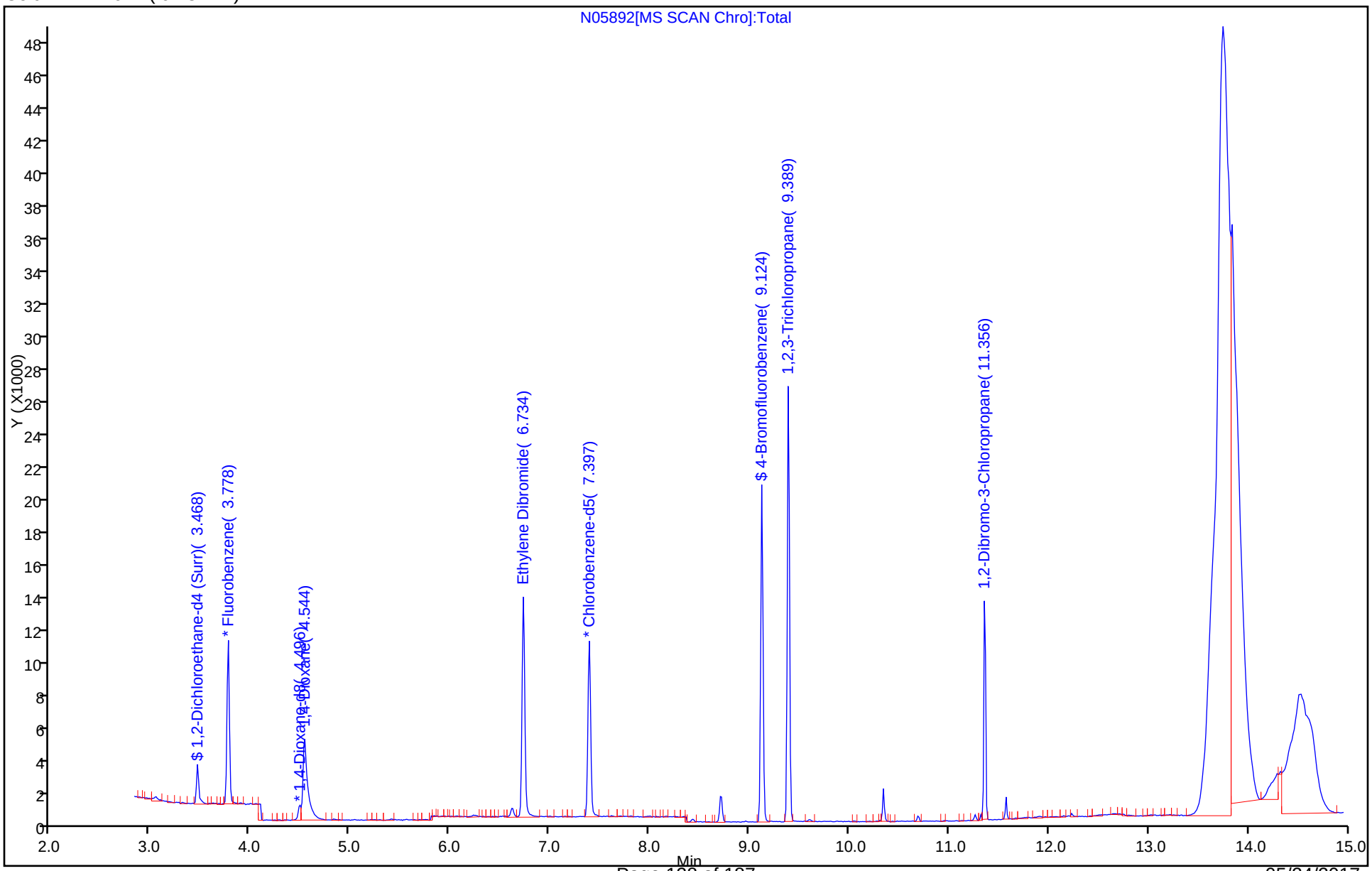

FORM VII
GC/MS VOA CONTINUING CALIBRATION DATA

Lab Name: TestAmerica Edison Job No.: 460-133545-1

SDG No.:

Lab Sample ID: CCVIS 460-437971/2 Calibration Date: 05/18/2017 19:12

Instrument ID: CVOAMS11 Calib Start Date: 05/10/2017 11:27

GC Column: DB-624 ID: 0.18(mm) Calib End Date: 05/10/2017 14:06

Lab File ID: N06127.D Conc. Units: ug/L Heated Purge: (Y/N) N

ANALYTE	CURVE TYPE	AVE RRF	RRF	MIN RRF	CALC AMOUNT	SPIKE AMOUNT	%D	MAX %D
1,4-Dioxane	Ave	1.629	1.519		4.66	5.00	-6.7	50.0
Ethylene Dibromide	Ave	0.2865	0.2643	0.1000	0.0461	0.0500	-7.8	20.0
1,2,3-Trichloropropane	Ave	0.5172	0.7156		0.0692	0.0500	38.4*	20.0
1,2-Dibromo-3-Chloropropane	Ave	0.1779	0.2108	0.0500	0.0592	0.0500	18.5	50.0
1,2-Dichloroethane-d4 (Surr)	Ave	0.2754	0.3124		0.568	0.500	13.4	20.0
4-Bromofluorobenzene	Ave	1.031	1.115		0.541	0.500	8.1	20.0

TestAmerica Edison
Target Compound Quantitation Report

Data File: \\ChromNA\Edison\ChromData\CVOAMS11\20170518-55315.b\N06127.D
Lims ID: CCVIS
Client ID:
Sample Type: CCVIS
Inject. Date: 18-May-2017 19:12:30 ALS Bottle#: 1 Worklist Smp#: 2
Purge Vol: 5.000 mL Dil. Factor: 1.0000
Sample Info: CCVIS
Misc. Info.: 460-0055315-002
Operator ID: Instrument ID: CVOAMS11
Sublist: chrom-8260SIMW11*sub19

Method: \\ChromNA\Edison\ChromData\CVOAMS11\20170518-55315.b\8260SIMW11.m
Limit Group: VOA - 8260C Water and Solid
Last Update: 19-May-2017 07:49:08 Calib Date: 10-May-2017 14:06:30
Integrator: RTE ID Type: RT Order ID
Quant Method: Internal Standard Quant By: Initial Calibration
Last ICal File: \\ChromNA\Edison\ChromData\CVOAMS11\20170510-54942.b\N05892.D

Column 1 : DB-624 (0.18 mm) Det: MS SCAN
Process Host: XAWRK018

First Level Reviewer: sarmientod Date: 18-May-2017 19:42:58

Compound	Sig	RT (min.)	Exp RT (min.)	Dlt RT (min.)	Q	Response	Cal Amt ug/l	OnCol Amt ug/l	Flags
* 1 Fluorobenzene	96	3.779	3.779	0.000	100	11189	0.5000	0.5000	
* 2 1,4-Dioxane-d8	64	4.487	4.487	0.000	93	1843	10.0	10.0	
* 3 Chlorobenzene-d5	82	7.397	7.397	0.000	100	16461	0.5000	0.5000	
$ 4 1,2-Dichloroethane-d4 (Sur	65	3.468	3.468	0.000	98	3498	0.5003	0.5676	
$ 5 4-Bromofluorobenzene	95	9.125	9.125	0.000	98	18360	0.5002	0.5408	
7 1,4-Dioxane	88	4.545	4.545	0.000	100	1400	5.00	4.66	
8 Ethylene Dibromide	107	6.734	6.734	0.000	97	435	0.0500	0.0461	
9 1,2,3-Trichloropropane	75	9.389	9.389	0.000	100	1178	0.0500	0.0692	
10 1,2-Dibromo-3-Chloropropan	157	11.368	11.368	0.000	95	347	0.0500	0.0592	

Reagents:

SIMDIOX50_00008 Amount Added: 20.00 Units: uL
VMMIX1SIM_00097 Amount Added: 1.00 Units: uL
SimissurNEW_00006 Amount Added: 2.00 Units: uL Run Reagent

Report Date: 19-May-2017 07:49:09 Chrom Revision: 2.2 25-Apr-2017 13:27:22

TestAmerica Edison

Data File: \\ChromNA\Edison\ChromData\CVOAMS11\20170518-55315.b\N06127.D

Injection Date:	18-May-2017 19:12:30	Instrument ID:	CVOAMS11	Operator ID:	
Lims ID:	CCVIS			Worklist Smp#:	2
Client ID:					
Purge Vol:	5.000 mL	Dil. Factor:	1.0000	ALS Bottle#:	1
Method:	8260SIMW11	Limit Group:	VOA - 8260C Water and Solid		

Column: DB-624 (0.18 mm)

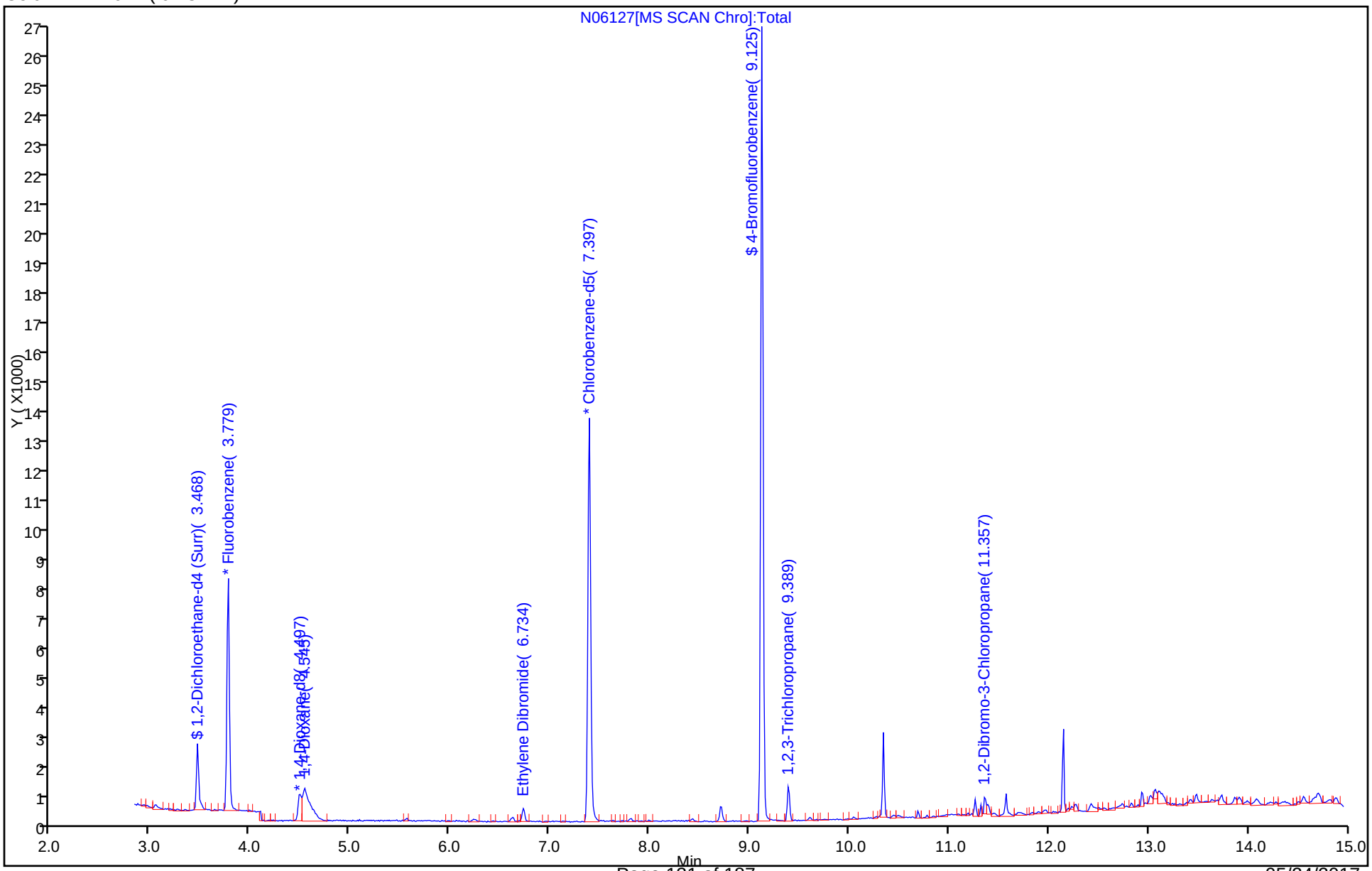

FORM VII
GC/MS VOA CONTINUING CALIBRATION DATA

Lab Name: TestAmerica Edison Job No.: 460-133545-1

SDG No.:

Lab Sample ID: CCVIS 460-438052/3 Calibration Date: 05/19/2017 07:27

Instrument ID: CVOAMS11 Calib Start Date: 05/10/2017 11:27

GC Column: DB-624 ID: 0.18(mm) Calib End Date: 05/10/2017 14:06

Lab File ID: N06156.D Conc. Units: ug/L Heated Purge: (Y/N) N

ANALYTE	CURVE TYPE	AVE RRF	RRF	MIN RRF	CALC AMOUNT	SPIKE AMOUNT	%D	MAX %D
1,4-Dioxane	Ave	1.629	1.795		5.51	5.00	10.2	50.0
Ethylene Dibromide	Ave	0.2865	0.2496	0.1000	0.0436	0.0500	-12.9	20.0
1,2,3-Trichloropropane	Ave	0.5172	0.5369		0.0519	0.0500	3.8	20.0
1,2-Dibromo-3-Chloropropane	Ave	0.1779	0.1370	0.0500	0.0385	0.0500	-23.0	50.0
1,2-Dichloroethane-d4 (Surr)	Ave	0.2754	0.2689		0.489	0.500	-2.3	20.0
4-Bromofluorobenzene	Ave	1.031	1.065		0.517	0.500	3.3	20.0

TestAmerica Edison
Target Compound Quantitation Report

Data File: \\ChromNA\Edison\ChromData\CVOAMS11\20170519-55342.b\N06156.D
Lims ID: CCVIS
Client ID:
Sample Type: CCVIS
Inject. Date: 19-May-2017 07:27:30 ALS Bottle#: 2 Worklist Smp#: 3
Purge Vol: 5.000 mL Dil. Factor: 1.0000
Sample Info: CCVIS
Misc. Info.: 460-0055342-003
Operator ID: Instrument ID: CVOAMS11
Sublist: chrom-8260SIMW11*sub19

Method: \\ChromNA\Edison\ChromData\CVOAMS11\20170519-55342.b\8260SIMW11.m
Limit Group: VOA - 8260C Water and Solid
Last Update: 19-May-2017 10:22:01 Calib Date: 10-May-2017 14:06:30
Integrator: RTE ID Type: RT Order ID
Quant Method: Internal Standard Quant By: Initial Calibration
Last ICal File: \\ChromNA\Edison\ChromData\CVOAMS11\20170510-54942.b\N05892.D

Column 1 : DB-624 (0.18 mm) Det: MS SCAN
Process Host: XAWRK018

First Level Reviewer: desais Date: 19-May-2017 07:49:41

	Compound	Sig	RT (min.)	Exp RT (min.)	Dlt RT (min.)	Q	Response	Cal Amt ug/l	OnCol Amt ug/l	Flags
*	1 Fluorobenzene	96	3.779	3.779	0.000	100	16558	0.5000	0.5000	
*	2 1,4-Dioxane-d8	64	4.496	4.496	0.000	94	1474	10.0	10.0	
*	3 Chlorobenzene-d5	82	7.397	7.397	0.000	100	16429	0.5000	0.5000	
$	4 1,2-Dichloroethane-d4 (Sur	65	3.468	3.468	0.000	96	4456	0.5003	0.4886	
$	5 4-Bromofluorobenzene	95	9.124	9.124	0.000	98	17504	0.5002	0.5165	
	7 1,4-Dioxane	88	4.554	4.554	0.000	94	1323	5.00	5.51	
	8 Ethylene Dibromide	107	6.734	6.734	0.000	93	410	0.0500	0.0436	
	9 1,2,3-Trichloropropane	75	9.389	9.389	0.000	99	882	0.0500	0.0519	
	10 1,2-Dibromo-3-Chloropropan	157	11.368	11.368	0.000	96	225	0.0500	0.0385	

Reagents:

SIMDIOX50_00008 Amount Added: 20.00 Units: uL
VMMIX1SIM_00097 Amount Added: 1.00 Units: uL
SimissurNEW_00006 Amount Added: 2.00 Units: uL Run Reagent

Report Date: 19-May-2017 10:22:02 Chrom Revision: 2.2 25-Apr-2017 13:27:22

TestAmerica Edison

Data File: \\ChromNA\Edison\ChromData\CVOAMS11\20170519-55342.b\N06156.D

Injection Date:	19-May-2017 07:27:30	Instrument ID:	CVOAMS11	Operator ID:	
Lims ID:	CCVIS			Worklist Smp#:	3
Client ID:					
Purge Vol:	5.000 mL	Dil. Factor:	1.0000	ALS Bottle#:	2
Method:	8260SIMW11	Limit Group:	VOA - 8260C Water and Solid		

Column: DB-624 (0.18 mm)

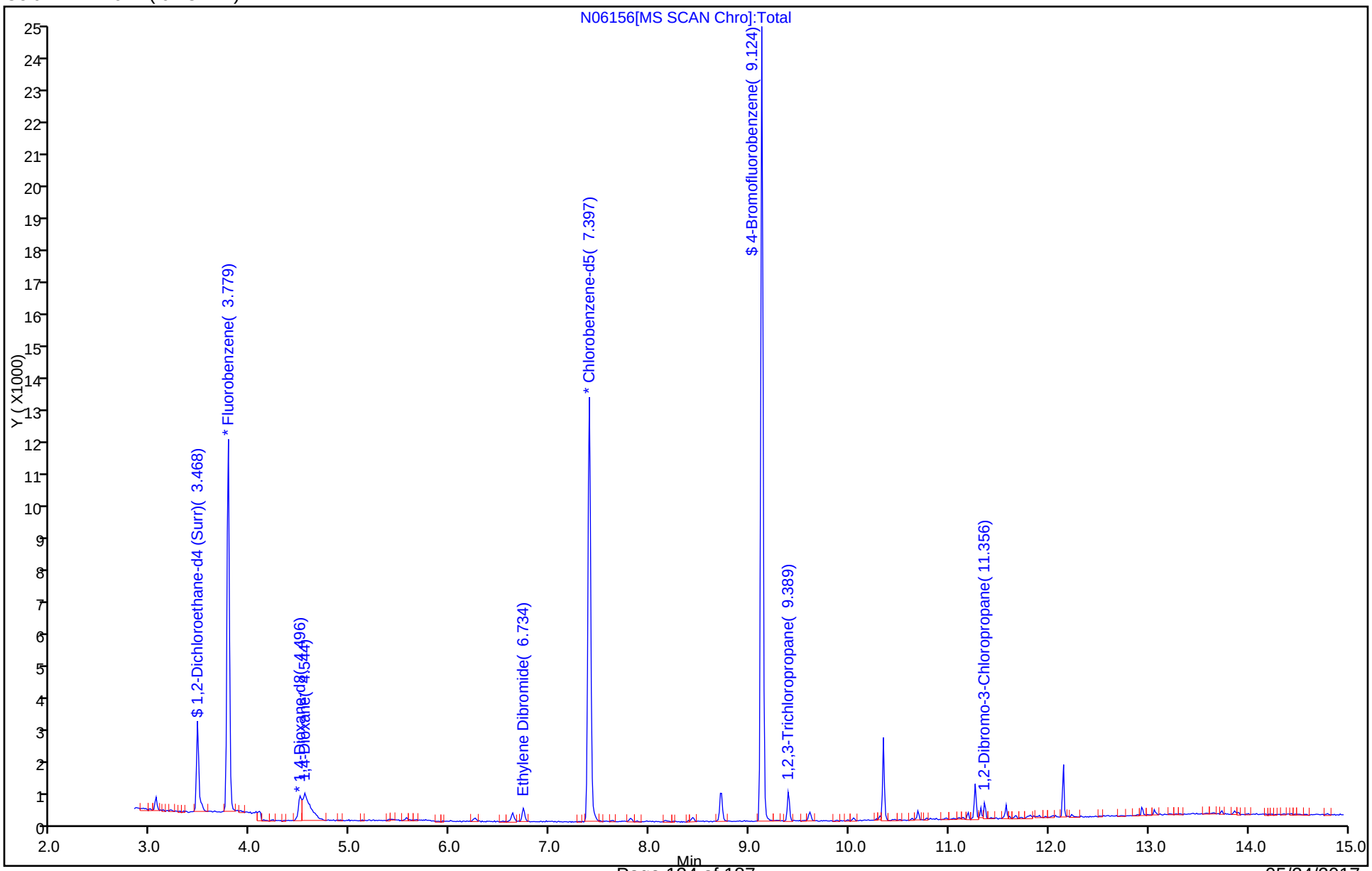

FORM VII
GC/MS VOA CONTINUING CALIBRATION DATA

Lab Name: TestAmerica Edison Job No.: 460-133545-1

SDG No.:

Lab Sample ID: CCVIS 460-438293/3 Calibration Date: 05/20/2017 07:16

Instrument ID: CVOAMS11 Calib Start Date: 05/10/2017 11:27

GC Column: DB-624 ID: 0.18(mm) Calib End Date: 05/10/2017 14:06

Lab File ID: N06214.D Conc. Units: ug/L Heated Purge: (Y/N) N

ANALYTE	CURVE TYPE	AVE RRF	RRF	MIN RRF	CALC AMOUNT	SPIKE AMOUNT	%D	MAX %D
1,4-Dioxane	Ave	1.629	1.616		4.96	5.00	-0.8	50.0
Ethylene Dibromide	Ave	0.2865	0.2296	0.1000	0.0401	0.0500	-19.9	20.0
1,2,3-Trichloropropane	Ave	0.5172	0.5484		0.0530	0.0500	6.0	20.0
1,2-Dibromo-3-Chloropropane	Ave	0.1779	0.1448	0.0500	0.0407	0.0500	-18.6	50.0
1,2-Dichloroethane-d4 (Surr)	Ave	0.2754	0.2244		0.408	0.500	-18.5	20.0
4-Bromofluorobenzene	Ave	1.031	1.015		0.492	0.500	-1.6	20.0

TestAmerica Edison
Target Compound Quantitation Report

Data File: \\ChromNA\Edison\ChromData\CVOAMS11\20170520-55375.b\N06214.D
Lims ID: CCVIS
Client ID:
Sample Type: CCVIS
Inject. Date: 20-May-2017 07:16:30 ALS Bottle#: 2 Worklist Smp#: 3
Purge Vol: 5.000 mL Dil. Factor: 1.0000
Sample Info: CCVIS
Misc. Info.: 460-0055375-003
Operator ID: Instrument ID: CVOAMS11
Sublist: chrom-8260SIMW11*sub19

Method: \\ChromNA\Edison\ChromData\CVOAMS11\20170520-55375.b\8260SIMW11.m
Limit Group: VOA - 8260C Water and Solid
Last Update: 20-May-2017 09:21:55 Calib Date: 10-May-2017 14:06:30
Integrator: RTE ID Type: RT Order ID
Quant Method: Internal Standard Quant By: Initial Calibration
Last ICal File: \\ChromNA\Edison\ChromData\CVOAMS11\20170510-54942.b\N05892.D

Column 1 : DB-624 (0.18 mm) Det: MS SCAN
Process Host: XAWRK016

First Level Reviewer: desais Date: 20-May-2017 07:33:40

Compound	Sig	RT (min.)	Exp RT (min.)	Dlt RT (min.)	Q	Response	Cal Amt ug/l	OnCol Amt ug/l	Flags
* 1 Fluorobenzene	96	3.779	3.779	0.000	100	17050	0.5000	0.5000	
* 2 1,4-Dioxane-d8	64	4.496	4.496	0.000	92	1939	10.0	10.0	
* 3 Chlorobenzene-d5	82	7.397	7.397	0.000	100	18510	0.5000	0.5000	
$ 4 1,2-Dichloroethane-d4 (Sur	65	3.468	3.468	0.000	99	3829	0.5003	0.4077	
$ 5 4-Bromofluorobenzene	95	9.124	9.124	0.000	97	18792	0.5002	0.4922	
7 1,4-Dioxane	88	4.544	4.544	0.000	92	1567	5.00	4.96	
8 Ethylene Dibromide	107	6.734	6.734	0.000	95	425	0.0500	0.0401	
9 1,2,3-Trichloropropane	75	9.389	9.389	0.000	100	1015	0.0500	0.0530	
10 1,2-Dibromo-3-Chloropropan	157	11.368	11.368	0.000	99	268	0.0500	0.0407	

Reagents:

SIMDIOX50_00008 Amount Added: 20.00 Units: uL
VMMIX1SIM_00097 Amount Added: 1.00 Units: uL
SimissurNEW_00006 Amount Added: 2.00 Units: uL Run Reagent

Report Date: 20-May-2017 09:21:55 Chrom Revision: 2.2 25-Apr-2017 13:27:22

TestAmerica Edison

Data File: \\ChromNA\Edison\ChromData\CVOAMS11\20170520-55375.b\N06214.D

Injection Date:	20-May-2017 07:16:30	Instrument ID:	CVOAMS11	Operator ID:	
Lims ID:	CCVIS			Worklist Smp#:	3
Client ID:					
Purge Vol:	5.000 mL	Dil. Factor:	1.0000	ALS Bottle#:	2
Method:	8260SIMW11	Limit Group:	VOA - 8260C Water and Solid		

Column: DB-624 (0.18 mm)

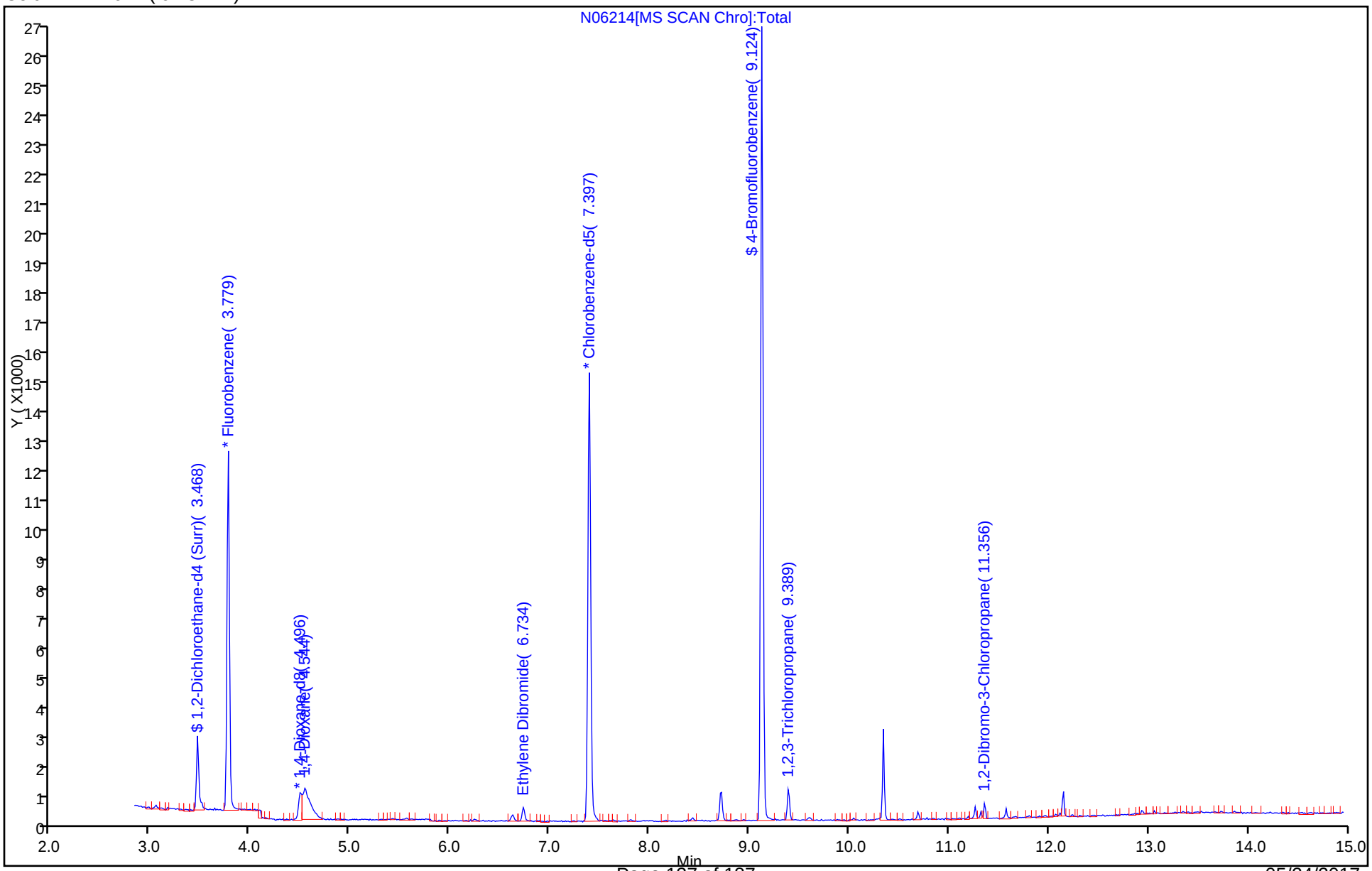

TestAmerica Edison
Target Compound Quantitation Report

Data File: \\ChromNA\Edison\ChromData\CVOAMS11\20170510-54942.b\N05884.D
Lims ID: BFB
Client ID:
Sample Type: BFB
Inject. Date: 10-May-2017 11:05:30 ALS Bottle#: 99 Worklist Smp#: 1
Injection Vol: 10.0 mL Dil. Factor: 1.0000
Sample Info: BFB
Misc. Info.: 460-0054942-001
Operator ID: Instrument ID: CVOAMS11

Method: \\ChromNA\Edison\ChromData\CVOAMS11\20170510-54942.b\8260SIMW11.m
Limit Group: VOA - 8260C Water and Solid
Last Update: 12-May-2017 11:58:17 Calib Date: 10-May-2017 14:06:30
Integrator: RTE ID Type: RT Order ID
Quant Method: Internal Standard Quant By: Initial Calibration
Last ICal File: \\ChromNA\Edison\ChromData\CVOAMS11\20170510-54942.b\N05892.D

Column 1 : DB-624 (0.18 mm) Det: MS SCAN
Process Host: XAWRK013

First Level Reviewer: desais Date: 10-May-2017 12:09:21

Compound	Sig	RT (min.)	Exp RT (min.)	Dlt RT (min.)	Q	Response	Cal Amt ug/l	OnCol Amt ug/l	Flags
$ 4 1,2-Dichloroethane-d4 (Sur	65	3.565	3.565	0.000	16	264	NR	NR	
$ 6 BFB	95	2.348	2.348	0.000	93	442869	NR	NR	

QC Flag Legend

Processing Flags
NR - Missing Quant Standard

Reagents:

BFB_00014 Amount Added: 1.00 Units: uL

MS Tune Report

TestAmerica Edison

Data File: \\ChromNA\Edison\ChromData\CVOAMS11\20170510-54942.b\N05884.D
Injection Date: 10-May-2017 11:05:30 Instrument ID: CVOAMS11
Lims ID: BFB
Client ID:
Operator ID: ALS Bottle#: 99 Worklist Smp#: 1
Injection Vol: 10.0 mL Dil. Factor: 1.0000
Method: 8260SIMW11 Limit Group: VOA - 8260C Water and Solid
Tune Method: BFB Method 8260

$ 6 BFB

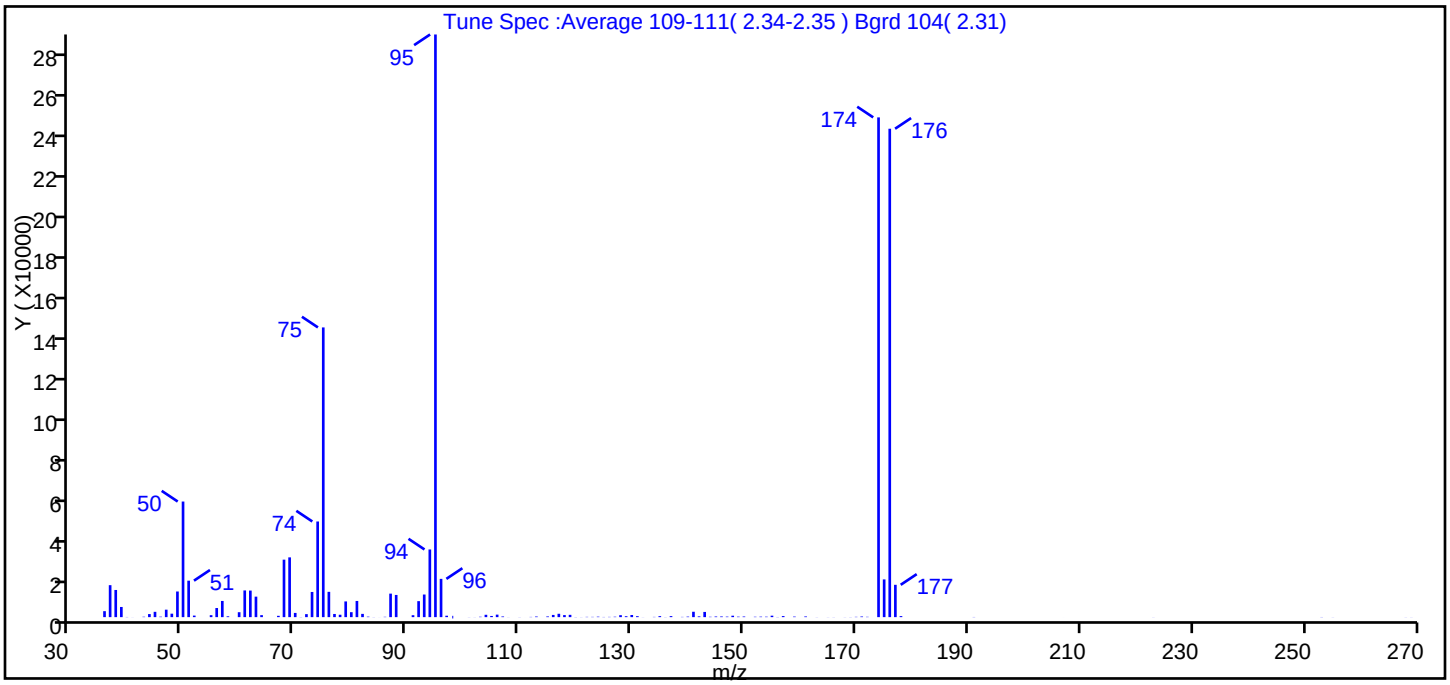

m/z	Ion Abundance Criteria	% Relative Abundance
95	Base peak, 100% relative abundance	100.0
50	15 to 40% of m/z 95	19.8
75	30 to 60% of m/z 95	49.7
96	5 to 9% of m/z 95	6.6
173	Less than 2% of m/z 174	0.0 (0.0)
174	50 to 120% of m/z 95	85.8
175	5 to 9% of m/z 174	6.5 (7.5)
176	Greater than 95% but less than 101% of m/z 174	83.8 (97.7)
177	5 to 9% of m/z 176	5.5 (6.6)

Data File: \\ChromNA\Edison\ChromData\CVOAMS11\20170510-54942.b\N05884.D\8260SIMW11.rslt\spectra.d
Injection Date: 10-May-2017 11:05:30
Spectrum: Tune Spec :Average 109-111(2.34-2.35) Bgrd 104(2.31)
Base Peak: 95.00
Minimum % Base Peak: 0
Number of Points: 129

m/z	Y	m/z	Y	m/z	Y	m/z	Y
36.00	2967	75.00	143808	113.00	310	149.00	239
37.00	15871	76.00	12565	115.00	347	150.00	311
38.00	13484	77.00	1573	116.00	1099	152.00	193
39.00	5049	78.00	1194	117.00	1671	153.00	246
40.00	85	79.00	7802	118.00	1018	154.00	225
41.00	27	80.00	2462	119.00	1145	155.00	725
43.00	192	81.00	8029	120.00	67	156.00	77
44.00	1525	82.00	1620	121.00	42	157.00	526
45.00	2640	83.00	243	122.00	137	159.00	272
46.00	232	84.00	48	123.00	131	161.00	345
47.00	3708	85.00	18	124.00	237	163.00	42
48.00	1719	86.00	161	125.00	92	165.00	38
49.00	12730	87.00	11671	126.00	127	166.00	44
50.00	57384	88.00	11017	127.00	210	168.00	40
51.00	18104	91.00	960	128.00	970	169.00	54
52.00	771	92.00	7942	129.00	450	170.00	152
55.00	972	93.00	11229	130.00	1062	171.00	314
56.00	4522	94.00	33592	131.00	470	172.00	159
57.00	8034	95.00	289216	132.00	33	174.00	248064
58.00	416	96.00	19000	134.00	122	175.00	18728
60.00	2443	97.00	706	135.00	501	176.00	242432
61.00	13255	98.00	1	136.00	52	177.00	16049
62.00	13188	101.00	44	137.00	510	178.00	509
63.00	10172	102.00	36	139.00	122	191.00	83
64.00	992	103.00	190	140.00	264	207.00	6
67.00	660	104.00	1170	141.00	2675	223.00	34
68.00	28536	105.00	587	142.00	378	253.00	76
69.00	29672	106.00	1248	143.00	2588	255.00	37
70.00	2093	107.00	334	144.00	182	268.00	37
71.00	66	108.00	33	145.00	321	269.00	34
72.00	1493	110.00	47	146.00	334		
73.00	12496	111.00	5	147.00	263		
74.00	47480	112.00	113	148.00	709		

m/z	Y	m/z	Y	m/z	Y	m/z	Y
36.00	2967	75.00	143808	113.00	310	149.00	239
37.00	15871	76.00	12565	115.00	347	150.00	311
38.00	13484	77.00	1573	116.00	1099	152.00	193
39.00	5049	78.00	1194	117.00	1671	153.00	246
40.00	85	79.00	7802	118.00	1018	154.00	225
41.00	27	80.00	2462	119.00	1145	155.00	725
43.00	192	81.00	8029	120.00	67	156.00	77
44.00	1525	82.00	1620	121.00	42	157.00	526
45.00	2640	83.00	243	122.00	137	159.00	272
46.00	232	84.00	48	123.00	131	161.00	345
47.00	3708	85.00	18	124.00	237	163.00	42
48.00	1719	86.00	161	125.00	92	165.00	38
49.00	12730	87.00	11671	126.00	127	166.00	44
50.00	57384	88.00	11017	127.00	210	168.00	40
51.00	18104	91.00	960	128.00	970	169.00	54
52.00	771	92.00	7942	129.00	450	170.00	152
55.00	972	93.00	11229	130.00	1062	171.00	314
56.00	4522	94.00	33592	131.00	470	172.00	159
57.00	8034	95.00	289216	132.00	33	174.00	248064
58.00	416	96.00	19000	134.00	122	175.00	18728
60.00	2443	97.00	706	135.00	501	176.00	242432
61.00	13255	98.00	1	136.00	52	177.00	16049
62.00	13188	101.00	44	137.00	510	178.00	509
63.00	10172	102.00	36	139.00	122	191.00	83
64.00	992	103.00	190	140.00	264	207.00	6
67.00	660	104.00	1170	141.00	2675	223.00	34
68.00	28536	105.00	587	142.00	378	253.00	76
69.00	29672	106.00	1248	143.00	2588	255.00	37
70.00	2093	107.00	334	144.00	182	268.00	37
71.00	66	108.00	33	145.00	321	269.00	34
72.00	1493	110.00	47	146.00	334		
73.00	12496	111.00	5	147.00	263		
74.00	47480	112.00	113	148.00	709		

TestAmerica Edison
Target Compound Quantitation Report

Data File: \\ChromNA\Edison\ChromData\CVOAMS11\20170518-55315.b\N06126.D
Lims ID: BFB
Client ID:
Sample Type: BFB
Inject. Date: 18-May-2017 18:49:30 ALS Bottle#: 99 Worklist Smp#: 1
Injection Vol: 10.0 mL Dil. Factor: 1.0000
Sample Info: BFB
Misc. Info.: 460-0055315-001
Operator ID: Instrument ID: CVOAMS11

Method: \\ChromNA\Edison\ChromData\CVOAMS11\20170518-55315.b\8260SIMW11.m
Limit Group: VOA - 8260C Water and Solid
Last Update: 19-May-2017 07:49:07 Calib Date: 10-May-2017 14:06:30
Integrator: RTE ID Type: RT Order ID
Quant Method: Internal Standard Quant By: Initial Calibration
Last ICal File: \\ChromNA\Edison\ChromData\CVOAMS11\20170510-54942.b\N05892.D

Column 1 : DB-624 (0.18 mm) Det: MS SCAN
Process Host: XAWRK018

First Level Reviewer: desais Date: 19-May-2017 07:10:39

Compound	Sig	RT (min.)	Exp RT (min.)	Dlt RT (min.)	Q	Response	Cal Amt ug/l	OnCol Amt ug/l	Flags
$ 4 1,2-Dichloroethane-d4 (Sur	65	3.431	3.431	0.000	53	44	NR	NR	
$ 6 BFB	95	2.348	2.348	0.000	95	565795	NR	NR	

QC Flag Legend

Processing Flags
NR - Missing Quant Standard

Reagents:

BFB_00014 Amount Added: 1.00 Units: uL

MS Tune Report

TestAmerica Edison

Data File: \\ChromNA\Edison\ChromData\CVOAMS11\20170518-55315.b\N06126.D
Injection Date: 18-May-2017 18:49:30 Instrument ID: CVOAMS11
Lims ID: BFB
Client ID:
Operator ID: ALS Bottle#: 99 Worklist Smp#: 1
Injection Vol: 10.0 mL Dil. Factor: 1.0000
Method: 8260SIMW11 Limit Group: VOA - 8260C Water and Solid
Tune Method: BFB Method 8260

$ 6 BFB

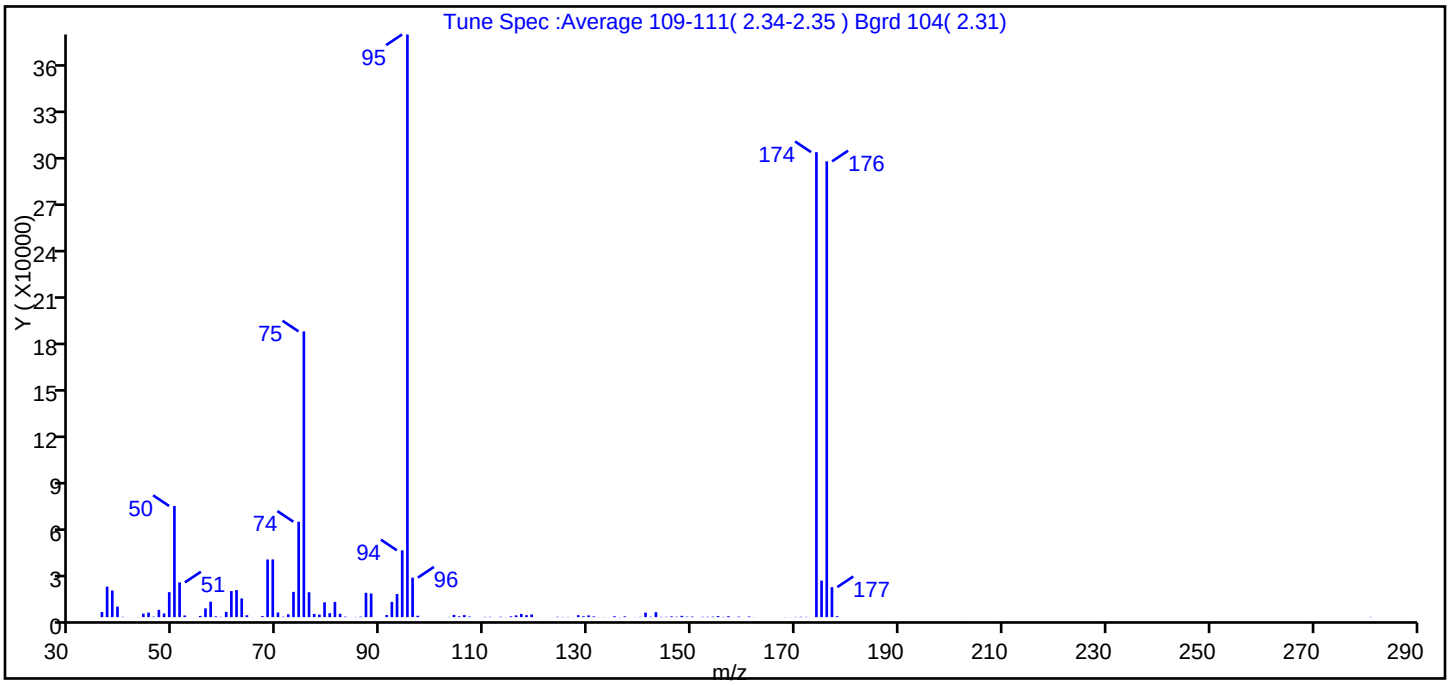

m/z	Ion Abundance Criteria	% Relative Abundance
95	Base peak, 100% relative abundance	100.0
50	15 to 40% of m/z 95	19.1
75	30 to 60% of m/z 95	49.0
96	5 to 9% of m/z 95	6.8
173	Less than 2% of m/z 174	0.0 (0.0)
174	50 to 120% of m/z 95	79.8
175	5 to 9% of m/z 174	6.3 (7.9)
176	Greater than 95% but less than 101% of m/z 174	78.2 (98.0)
177	5 to 9% of m/z 176	5.2 (6.6)

Data File: \\ChromNA\Edison\ChromData\CVOAMS11\20170518-55315.b\N06126.D\8260SIMW11.rslt\spectra.d
Injection Date: 18-May-2017 18:49:30
Spectrum: Tune Spec :Average 109-111(2.34-2.35) Bgrd 104(2.31)
Base Peak: 95.00
Minimum % Base Peak: 0
Number of Points: 124

m/z	Y	m/z	Y	m/z	Y	m/z	Y
36.00	3349	70.00	3007	106.00	1324	142.00	287
37.00	19736	71.00	255	107.00	392	143.00	3215
38.00	17232	72.00	1848	110.00	181	144.00	205
39.00	6834	73.00	16331	111.00	225	145.00	221
40.00	215	74.00	61664	112.00	38	146.00	503
41.00	57	75.00	184640	113.00	253	147.00	259
43.00	69	76.00	16110	114.00	72	148.00	857
44.00	2239	77.00	2064	115.00	544	149.00	294
45.00	2933	78.00	1629	116.00	1156	150.00	367
46.00	292	79.00	9568	117.00	2104	152.00	219
47.00	4706	80.00	2583	118.00	1269	153.00	251
48.00	2381	81.00	9853	119.00	1719	154.00	329
49.00	16148	82.00	2175	120.00	48	155.00	687
50.00	71840	83.00	331	123.00	81	156.00	157
51.00	22456	84.00	41	124.00	252	157.00	596
52.00	1080	85.00	118	125.00	124	158.00	41
54.00	36	86.00	309	126.00	151	159.00	333
55.00	805	87.00	15733	127.00	42	161.00	434
56.00	5664	88.00	15291	128.00	1272	162.00	77
57.00	9981	91.00	1362	129.00	550	168.00	90
58.00	511	92.00	9862	130.00	1143	169.00	41
59.00	196	93.00	14962	131.00	482	170.00	153
60.00	3418	94.00	43176	132.00	78	171.00	243
61.00	16840	95.00	376512	133.00	91	172.00	188
62.00	17496	96.00	25536	134.00	55	174.00	300480
63.00	12081	97.00	901	135.00	564	175.00	23608
64.00	1225	99.00	40	136.00	85	176.00	294528
65.00	73	100.00	38	137.00	503	177.00	19392
67.00	630	103.00	132	139.00	90	178.00	586
68.00	37248	104.00	1453	140.00	208	202.00	37
69.00	37304	105.00	508	141.00	2905	281.00	173

TestAmerica Edison
Target Compound Quantitation Report

Data File: \\ChromNA\Edison\ChromData\CVOAMS11\20170519-55342.b\N06154.D
Lims ID: BFB
Client ID:
Sample Type: BFB
Inject. Date: 19-May-2017 06:44:30 ALS Bottle#: 99 Worklist Smp#: 1
Injection Vol: 10.0 mL Dil. Factor: 1.0000
Sample Info: BFB
Misc. Info.: 460-0055342-001
Operator ID: Instrument ID: CVOAMS11

Method: \\ChromNA\Edison\ChromData\CVOAMS11\20170519-55342.b\8260SIMW11.m
Limit Group: VOA - 8260C Water and Solid
Last Update: 19-May-2017 10:22:00 Calib Date: 10-May-2017 14:06:30
Integrator: RTE ID Type: RT Order ID
Quant Method: Internal Standard Quant By: Initial Calibration
Last ICal File: \\ChromNA\Edison\ChromData\CVOAMS11\20170510-54942.b\N05892.D

Column 1 : DB-624 (0.18 mm) Det: MS SCAN
Process Host: XAWRK018

First Level Reviewer: desais Date: 19-May-2017 07:21:10

Compound	Sig	RT (min.)	Exp RT (min.)	Dlt RT (min.)	Q	Response	Cal Amt ug/l	OnCol Amt ug/l	Flags
$ 6 BFB	95	2.348	2.348	0.000	96	520339	NR	NR	

QC Flag Legend

Processing Flags
NR - Missing Quant Standard

Reagents:

BFB_00014 Amount Added: 1.00 Units: uL

MS Tune Report

TestAmerica Edison

Data File: \\ChromNA\Edison\ChromData\CVOAMS11\20170519-55342.b\N06154.D
Injection Date: 19-May-2017 06:44:30 Instrument ID: CVOAMS11
Lims ID: BFB
Client ID:
Operator ID: ALS Bottle#: 99 Worklist Smp#: 1
Injection Vol: 10.0 mL Dil. Factor: 1.0000
Method: 8260SIMW11 Limit Group: VOA - 8260C Water and Solid
Tune Method: BFB Method 8260

$ 6 BFB

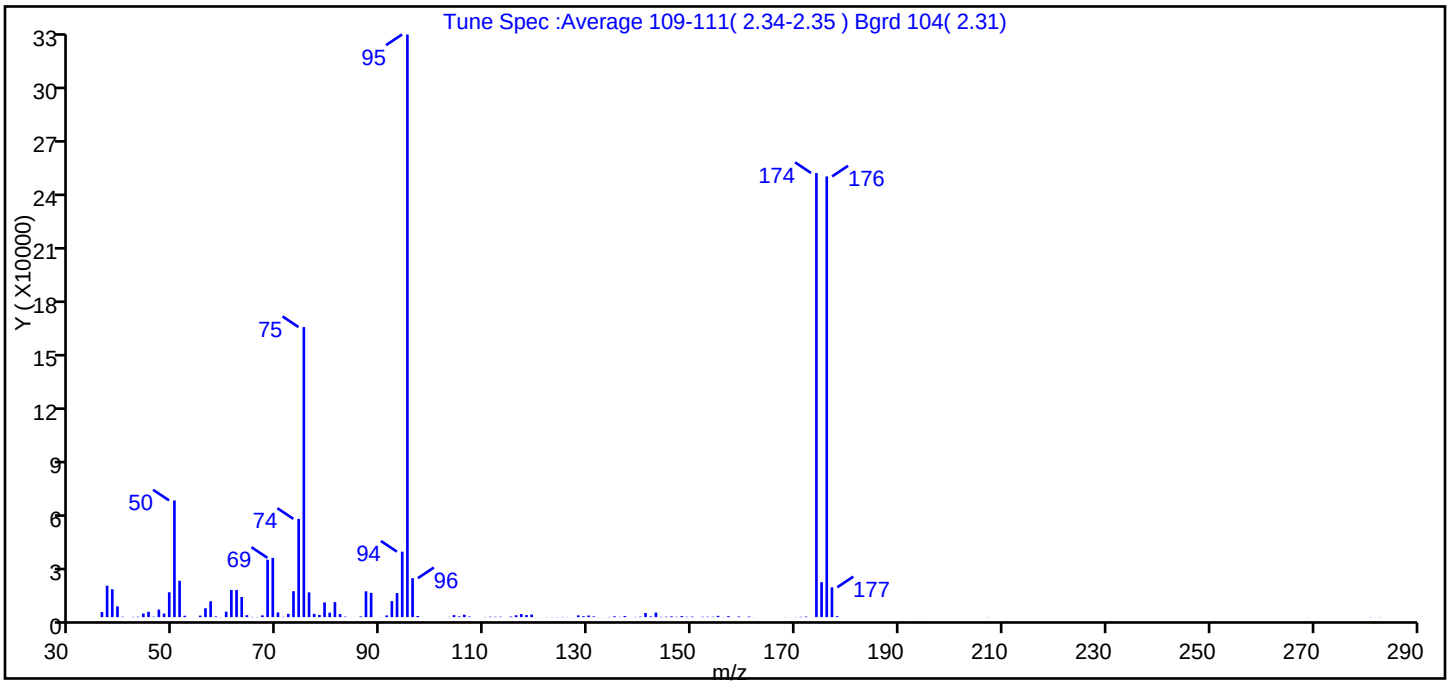

m/z	Ion Abundance Criteria	% Relative Abundance
95	Base peak, 100% relative abundance	100.0
50	15 to 40% of m/z 95	20.0
75	30 to 60% of m/z 95	49.8
96	5 to 9% of m/z 95	6.7
173	Less than 2% of m/z 174	0.0 (0.0)
174	50 to 120% of m/z 95	76.2
175	5 to 9% of m/z 174	6.0 (7.9)
176	Greater than 95% but less than 101% of m/z 174	75.6 (99.2)
177	5 to 9% of m/z 176	5.1 (6.8)

Data File: \\ChromNA\Edison\ChromData\CVOAMS11\20170519-55342.b\N06154.D\8260SIMW11.rslt\spectra.d
Injection Date: 19-May-2017 06:44:30
Spectrum: Tune Spec :Average 109-111(2.34-2.35) Bgrd 104(2.31)
Base Peak: 95.00
Minimum % Base Peak: 0
Number of Points: 125

m/z	Y	m/z	Y	m/z	Y	m/z	Y
36.00	2868	71.00	193	112.00	205	147.00	184
37.00	17624	72.00	1828	113.00	228	148.00	602
38.00	15634	73.00	14549	115.00	345	149.00	200
39.00	6057	74.00	55128	116.00	1067	150.00	304
40.00	222	75.00	162688	117.00	1736	152.00	218
42.00	157	76.00	13909	118.00	1165	153.00	236
43.00	232	77.00	1805	119.00	1484	154.00	214
44.00	2002	78.00	1192	121.00	34	155.00	753
45.00	2985	79.00	8252	122.00	78	156.00	94
46.00	241	80.00	2496	123.00	89	157.00	519
47.00	4233	81.00	8445	124.00	85	159.00	370
48.00	2000	82.00	1699	125.00	135	161.00	335
49.00	13945	83.00	268	126.00	90	162.00	58
50.00	65456	84.00	46	127.00	35	168.00	75
51.00	20408	86.00	404	128.00	1008	169.00	39
52.00	796	87.00	14501	129.00	513	170.00	90
55.00	855	88.00	13605	130.00	913	171.00	195
56.00	4975	90.00	58	131.00	417	172.00	324
57.00	8891	91.00	972	132.00	38	174.00	249088
58.00	401	92.00	8969	133.00	37	175.00	19616
59.00	91	93.00	13506	134.00	120	176.00	247168
60.00	3060	94.00	36744	135.00	486	177.00	16736
61.00	15266	95.00	326784	136.00	133	178.00	504
62.00	15251	96.00	21864	137.00	649	194.00	40
63.00	11306	97.00	632	139.00	121	207.00	102
64.00	1104	103.00	149	140.00	278	269.00	36
65.00	127	104.00	1140	141.00	2322	281.00	99
66.00	84	105.00	410	142.00	399	282.00	40
67.00	1006	106.00	1386	143.00	2583	283.00	83
68.00	32216	107.00	333	144.00	173		
69.00	33248	110.00	107	145.00	257		
70.00	2641	111.00	248	146.00	443		

TestAmerica Edison
Target Compound Quantitation Report

Data File:	\\ChromNA\Edison\ChromData\CVOAMS11\20170520-55375.b\N06212.D				
Lims ID:	BFB				
Client ID:					
Sample Type:	BFB				
Inject. Date:	20-May-2017 06:34:30	ALS Bottle#:	99	Worklist Smp#:	1
Injection Vol:	10.0 mL	Dil. Factor:	1.0000		
Sample Info:	BFB				
Misc. Info.:	460-0055375-001				
Operator ID:		Instrument ID:	CVOAMS11		
Method:	\\ChromNA\Edison\ChromData\CVOAMS11\20170520-55375.b\8260SIMW11.m				
Limit Group:	VOA - 8260C Water and Solid				
Last Update:	20-May-2017 09:21:54	Calib Date:	10-May-2017 14:06:30		
Integrator:	RTE	ID Type:	RT Order ID		
Quant Method:	Internal Standard	Quant By:	Initial Calibration		
Last ICal File:	\\ChromNA\Edison\ChromData\CVOAMS11\20170510-54942.b\N05892.D				
Column 1 :	DB-624 (0.18 mm)		Det: MS SCAN		
Process Host:	XAWRK016				
First Level Reviewer: desais		Date:	20-May-2017 06:41:23		

	Compound	Sig	RT (min.)	Exp RT (min.)	Dlt RT (min.)	Q	Response	Cal Amt ug/l	OnCol Amt ug/l	Flags
$	4 1,2-Dichloroethane-d4 (Sur	65	3.449	3.449	0.000	96	102	NR	NR	
$	6 BFB	95	2.348	2.348	0.000	97	284399	NR	NR	

QC Flag Legend

Processing Flags

NR - Missing Quant Standard

Reagents:

BFB_00014 Amount Added: 1.00 Units: uL

MS Tune Report

TestAmerica Edison

Data File: \\ChromNA\Edison\ChromData\CVOAMS11\20170520-55375.b\N06212.D
Injection Date: 20-May-2017 06:34:30 Instrument ID: CVOAMS11
Lims ID: BFB
Client ID:
Operator ID: ALS Bottle#: 99 Worklist Smp#: 1
Injection Vol: 10.0 mL Dil. Factor: 1.0000
Method: 8260SIMW11 Limit Group: VOA - 8260C Water and Solid
Tune Method: BFB Method 8260

$ 6 BFB

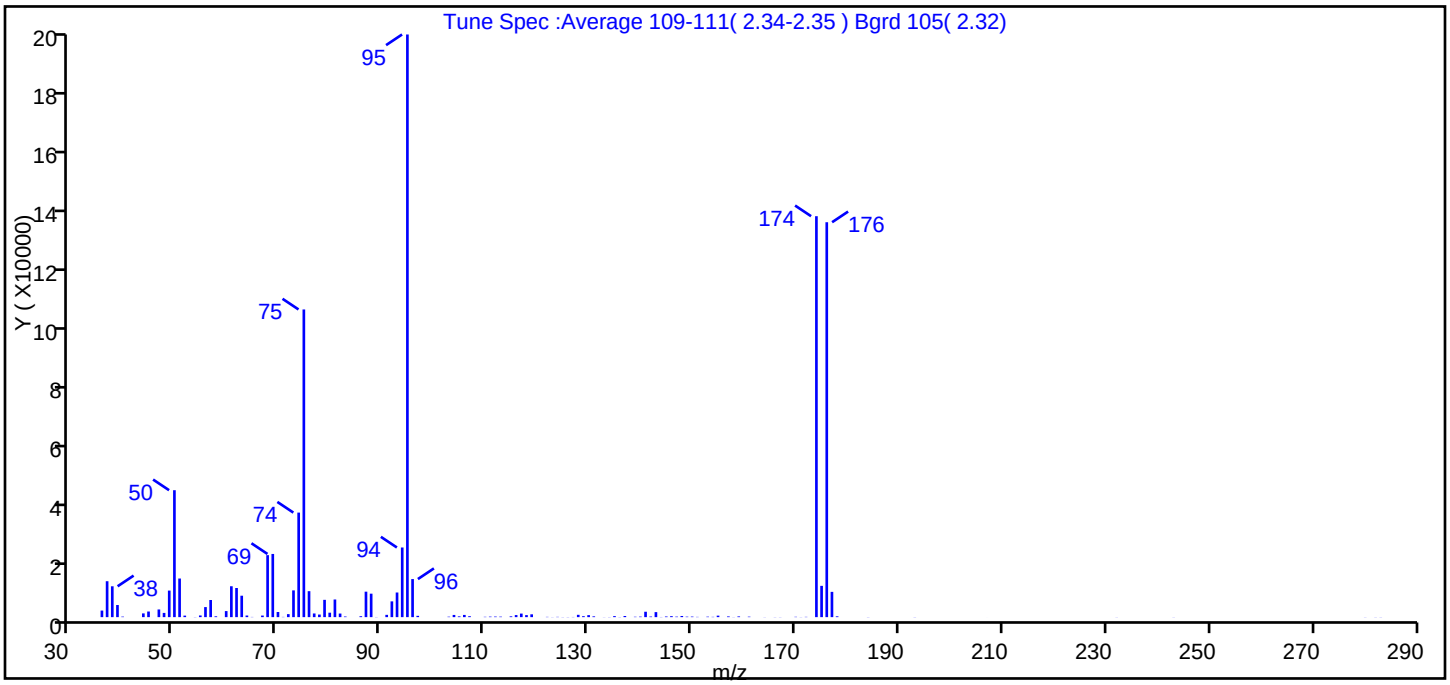

m/z	Ion Abundance Criteria	% Relative Abundance
95	Base peak, 100% relative abundance	100.0
50	15 to 40% of m/z 95	21.8
75	30 to 60% of m/z 95	52.8
96	5 to 9% of m/z 95	6.5
173	Less than 2% of m/z 174	0.0 (0.0)
174	50 to 120% of m/z 95	68.8
175	5 to 9% of m/z 174	5.4 (7.8)
176	Greater than 95% but less than 101% of m/z 174	67.8 (98.5)
177	5 to 9% of m/z 176	4.3 (6.4)

Data File: \\ChromNA\Edison\ChromData\CVOAMS11\20170520-55375.b\N06212.D\8260SIMW11.rslt\spectra.d
Injection Date: 20-May-2017 06:34:30
Spectrum: Tune Spec :Average 109-111(2.34-2.35) Bgrd 105(2.32)
Base Peak: 95.00
Minimum % Base Peak: 0
Number of Points: 120

m/z	Y	m/z	Y	m/z	Y	m/z	Y
36.00	2232	73.00	9088	113.00	171	148.00	391
37.00	12198	74.00	35496	115.00	273	149.00	164
38.00	10475	75.00	104464	116.00	702	150.00	187
39.00	4116	76.00	8816	117.00	1210	151.00	87
40.00	178	77.00	1246	118.00	691	153.00	161
44.00	1273	78.00	881	119.00	961	154.00	96
45.00	1909	79.00	5876	122.00	92	155.00	508
47.00	2604	80.00	1511	123.00	37	157.00	242
48.00	1436	81.00	5992	124.00	94	158.00	37
49.00	9016	82.00	1221	125.00	45	159.00	242
50.00	43096	83.00	212	126.00	50	161.00	164
51.00	13113	86.00	312	127.00	59	164.00	36
52.00	517	87.00	8648	128.00	790	166.00	41
54.00	48	88.00	7968	129.00	319	167.00	41
55.00	563	89.00	51	130.00	680	170.00	115
56.00	3414	91.00	779	131.00	266	171.00	37
57.00	5821	92.00	5356	133.00	35	172.00	97
58.00	284	93.00	8365	134.00	50	174.00	136128
60.00	2057	94.00	23648	135.00	347	175.00	10623
61.00	10490	95.00	197824	136.00	49	176.00	134080
62.00	9895	96.00	12928	137.00	388	177.00	8582
63.00	7277	97.00	446	139.00	132	178.00	275
64.00	550	103.00	152	140.00	178	184.00	43
65.00	70	104.00	746	141.00	1834	193.00	44
67.00	538	105.00	259	142.00	202	207.00	5
68.00	21048	106.00	752	143.00	1706	232.00	33
69.00	21456	107.00	311	144.00	54	243.00	34
70.00	1742	110.00	113	145.00	219	280.00	35
71.00	79	111.00	177	146.00	328	282.00	38
72.00	1021	112.00	195	147.00	176	283.00	41

FORM I
GC/MS VOA ORGANICS ANALYSIS DATA SHEET

Lab Name: TestAmerica Edison Job No.: 460-133545-1

SDG No.:

Client Sample ID: Lab Sample ID: MB 460-437971/7

Matrix: Water Lab File ID: N06132.D

Analysis Method: 8260C SIM Date Collected:

Sample wt/vol: 10(mL) Date Analyzed: 05/18/2017 21:29

Soil Aliquot Vol: Dilution Factor: 1

Soil Extract Vol.: GC Column: DB-624 ID: 0.18(mm)

% Moisture: Level: (low/med) Low

Analysis Batch No.: 437971 Units: ug/L

CAS NO.	COMPOUND NAME	RESULT	Q	RL	MDL
123-91-1	1,4-Dioxane	0.20	U	0.40	0.20

CAS NO.	SURROGATE	%REC	Q	LIMITS
17060-07-0	1,2-Dichloroethane-d4 (Surr)	82		70-130
460-00-4	4-Bromofluorobenzene	98		70-130

TestAmerica Edison
Target Compound Quantitation Report

Data File: \\ChromNA\Edison\ChromData\CVOAMS11\20170518-55315.b\N06132.D
Lims ID: MB
Client ID:
Sample Type: MB
Inject. Date: 18-May-2017 21:29:30 ALS Bottle#: 6 Worklist Smp#: 7
Purge Vol: 5.000 mL Dil. Factor: 1.0000
Sample Info: MB
Misc. Info.: 460-0055315-007
Operator ID: Instrument ID: CVOAMS11

Method: \\ChromNA\Edison\ChromData\CVOAMS11\20170518-55315.b\8260SIMW11.m
Limit Group: VOA - 8260C Water and Solid
Last Update: 19-May-2017 07:49:08 Calib Date: 10-May-2017 14:06:30
Integrator: RTE ID Type: RT Order ID
Quant Method: Internal Standard Quant By: Initial Calibration
Last ICal File: \\ChromNA\Edison\ChromData\CVOAMS11\20170510-54942.b\N05892.D

Column 1 : DB-624 (0.18 mm) Det: MS SCAN
Process Host: XAWRK018

First Level Reviewer: desais Date: 19-May-2017 07:12:00

Compound	Sig	RT (min.)	Exp RT (min.)	Dlt RT (min.)	Q	Response	Cal Amt ug/l	OnCol Amt ug/l	Flags
* 1 Fluorobenzene	96	3.778	3.779	-0.001	100	10429	0.5000	0.5000	
* 2 1,4-Dioxane-d8	64	4.496	4.487	0.009	90	1262	10.0	10.0	
* 3 Chlorobenzene-d5	82	7.397	7.397	0.000	100	14090	0.5000	0.5000	
$ 4 1,2-Dichloroethane-d4 (Sur	65	3.468	3.468	0.000	96	2369	0.5003	0.4124	
$ 5 4-Bromofluorobenzene	95	9.124	9.125	-0.001	99	14260	0.5002	0.4907	

Reagents:

SimissurNEW_00006 Amount Added: 2.00 Units: uL Run Reagent

Report Date: 19-May-2017 07:49:13 Chrom Revision: 2.2 25-Apr-2017 13:27:22

TestAmerica Edison

Data File: \\ChromNA\Edison\ChromData\CVOAMS11\20170518-55315.b\N06132.D

Injection Date:	18-May-2017 21:29:30	Instrument ID:	CVOAMS11	Operator ID:	
Lims ID:	MB			Worklist Smp#:	7
Client ID:					
Purge Vol:	5.000 mL	Dil. Factor:	1.0000	ALS Bottle#:	6
Method:	8260SIMW11	Limit Group:	VOA - 8260C Water and Solid		

Column: DB-624 (0.18 mm)

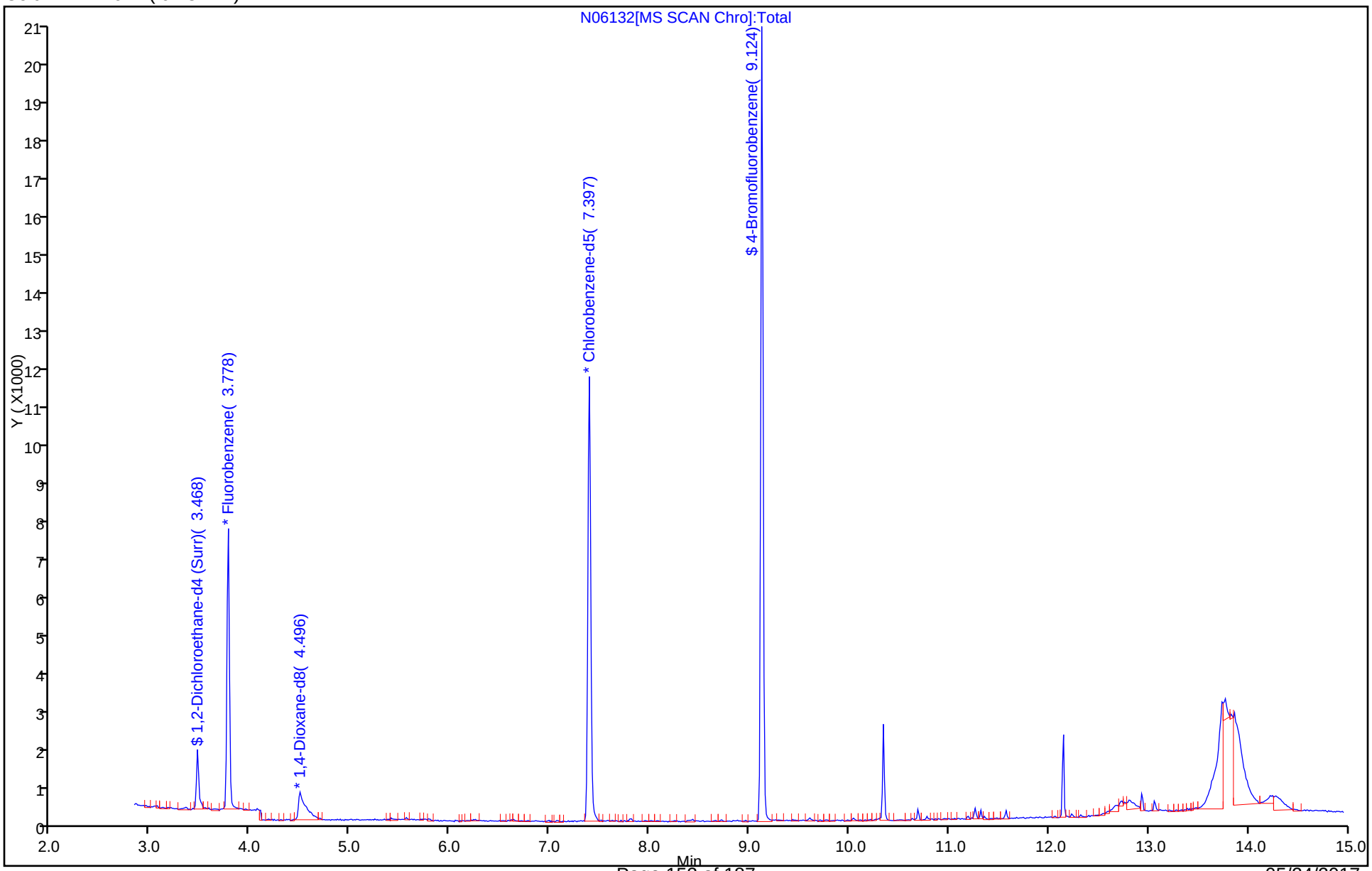

FORM I
GC/MS VOA ORGANICS ANALYSIS DATA SHEET

Lab Name: TestAmerica Edison Job No.: 460-133545-1

SDG No.:

Client Sample ID: Lab Sample ID: MB 460-438052/8

Matrix: Water Lab File ID: N06161.D

Analysis Method: 8260C SIM Date Collected:

Sample wt/vol: 10(mL) Date Analyzed: 05/19/2017 09:21

Soil Aliquot Vol: Dilution Factor: 1

Soil Extract Vol.: GC Column: DB-624 ID: 0.18(mm)

% Moisture: Level: (low/med) Low

Analysis Batch No.: 438052 Units: ug/L

CAS NO.	COMPOUND NAME	RESULT	Q	RL	MDL
123-91-1	1,4-Dioxane	0.20	U	0.40	0.20

CAS NO.	SURROGATE	%REC	Q	LIMITS
17060-07-0	1,2-Dichloroethane-d4 (Surr)	100		70-130
460-00-4	4-Bromofluorobenzene	111		70-130

TestAmerica Edison
Target Compound Quantitation Report

Data File: \\ChromNA\Edison\ChromData\CVOAMS11\20170519-55342.b\N06161.D
Lims ID: MB
Client ID:
Sample Type: MB
Inject. Date: 19-May-2017 09:21:30 ALS Bottle#: 7 Worklist Smp#: 8
Purge Vol: 5.000 mL Dil. Factor: 1.0000
Sample Info: MB
Misc. Info.: 460-0055342-008
Operator ID: Instrument ID: CVOAMS11

Method: \\ChromNA\Edison\ChromData\CVOAMS11\20170519-55342.b\8260SIMW11.m
Limit Group: VOA - 8260C Water and Solid
Last Update: 19-May-2017 10:22:01 Calib Date: 10-May-2017 14:06:30
Integrator: RTE ID Type: RT Order ID
Quant Method: Internal Standard Quant By: Initial Calibration
Last ICal File: \\ChromNA\Edison\ChromData\CVOAMS11\20170510-54942.b\N05892.D

Column 1 : DB-624 (0.18 mm) Det: MS SCAN
Process Host: XAWRK018

First Level Reviewer: desais Date: 19-May-2017 10:21:28

Compound	Sig	RT (min.)	Exp RT (min.)	Dlt RT (min.)	Q	Response	Cal Amt ug/l	OnCol Amt ug/l	Flags
* 1 Fluorobenzene	96	3.779	3.779	0.000	100	8922	0.5000	0.5000	
* 2 1,4-Dioxane-d8	64	4.496	4.496	0.000	93	1072	10.0	10.0	
* 3 Chlorobenzene-d5	82	7.397	7.397	0.000	100	12234	0.5000	0.5000	
$ 4 1,2-Dichloroethane-d4 (Sur	65	3.468	3.468	0.000	98	2466	0.5003	0.5018	
$ 5 4-Bromofluorobenzene	95	9.124	9.124	0.000	99	13956	0.5002	0.5531	

Reagents:

SimissurNEW_00006 Amount Added: 2.00 Units: uL Run Reagent

Report Date: 19-May-2017 10:22:05 Chrom Revision: 2.2 25-Apr-2017 13:27:22

TestAmerica Edison

Data File: \\ChromNA\Edison\ChromData\CVOAMS11\20170519-55342.b\N06161.D

Injection Date:	19-May-2017 09:21:30	Instrument ID:	CVOAMS11	Operator ID:	
Lims ID:	MB			Worklist Smp#:	8
Client ID:					
Purge Vol:	5.000 mL	Dil. Factor:	1.0000	ALS Bottle#:	7
Method:	8260SIMW11	Limit Group:	VOA - 8260C Water and Solid		

Column: DB-624 (0.18 mm)

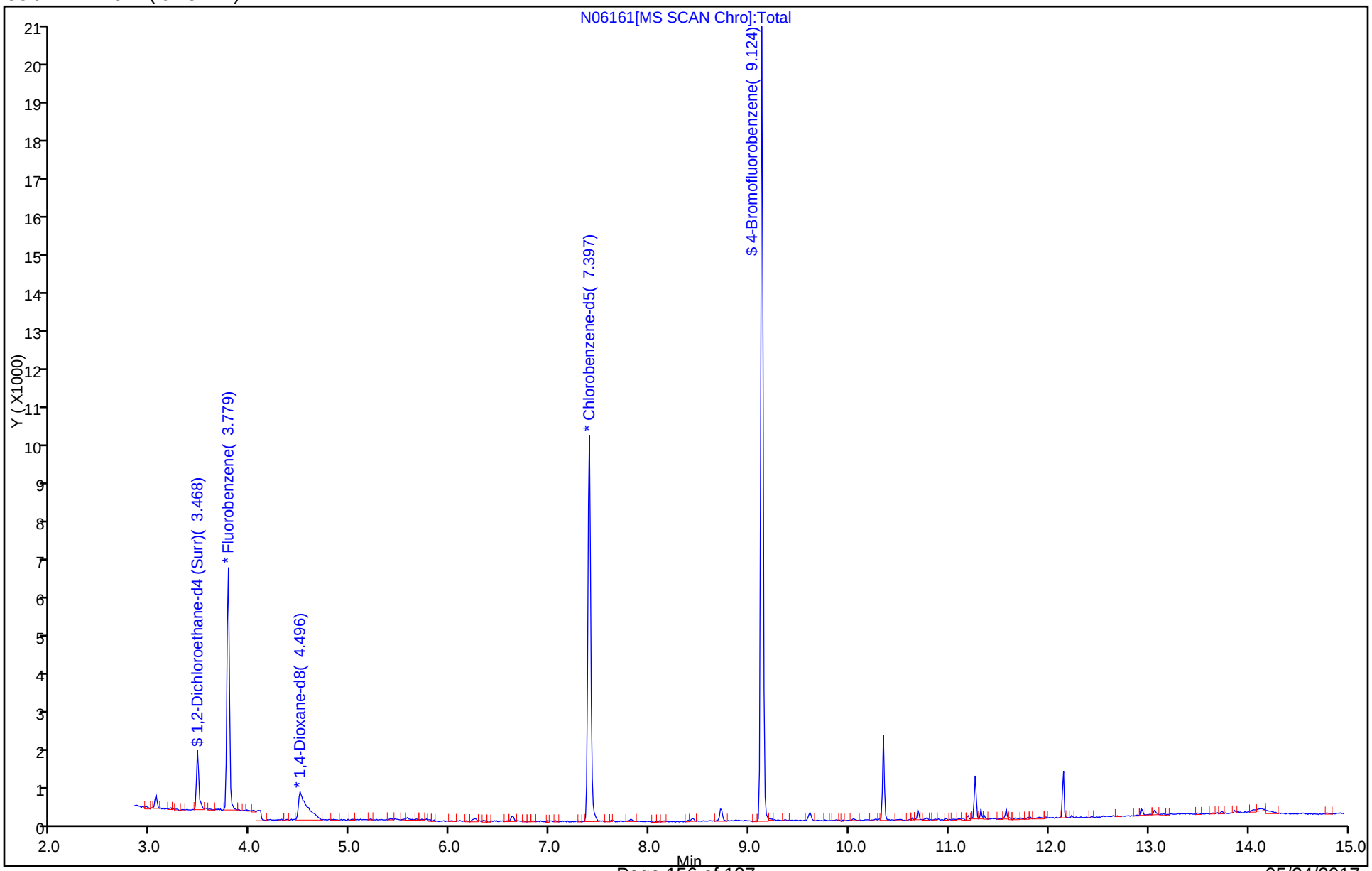

FORM I
GC/MS VOA ORGANICS ANALYSIS DATA SHEET

Lab Name: TestAmerica Edison Job No.: 460-133545-1

SDG No.:

Client Sample ID: Lab Sample ID: MB 460-438293/8

Matrix: Water Lab File ID: N06219.D

Analysis Method: 8260C SIM Date Collected:

Sample wt/vol: 10(mL) Date Analyzed: 05/20/2017 09:10

Soil Aliquot Vol: Dilution Factor: 1

Soil Extract Vol.: GC Column: DB-624 ID: 0.18(mm)

% Moisture: Level: (low/med) Low

Analysis Batch No.: 438293 Units: ug/L

CAS NO.	COMPOUND NAME	RESULT	Q	RL	MDL
123-91-1	1,4-Dioxane	0.20	U	0.40	0.20

CAS NO.	SURROGATE	%REC	Q	LIMITS
17060-07-0	1,2-Dichloroethane-d4 (Surr)	81		70-130
460-00-4	4-Bromofluorobenzene	102		70-130

TestAmerica Edison
Target Compound Quantitation Report

Data File: \\ChromNA\Edison\ChromData\CVOAMS11\20170520-55375.b\N06219.D
Lims ID: MB
Client ID:
Sample Type: MB
Inject. Date: 20-May-2017 09:10:30 ALS Bottle#: 7 Worklist Smp#: 8
Purge Vol: 5.000 mL Dil. Factor: 1.0000
Sample Info: MB
Misc. Info.: 460-0055375-008
Operator ID: Instrument ID: CVOAMS11

Method: \\ChromNA\Edison\ChromData\CVOAMS11\20170520-55375.b\8260SIMW11.m
Limit Group: VOA - 8260C Water and Solid
Last Update: 20-May-2017 12:24:40 Calib Date: 10-May-2017 14:06:30
Integrator: RTE ID Type: RT Order ID
Quant Method: Internal Standard Quant By: Initial Calibration
Last ICal File: \\ChromNA\Edison\ChromData\CVOAMS11\20170510-54942.b\N05892.D

Column 1 : DB-624 (0.18 mm) Det: MS SCAN
Process Host: XAWRK016

First Level Reviewer: desais Date: 20-May-2017 12:23:23

Compound	Sig	RT (min.)	Exp RT (min.)	Dlt RT (min.)	Q	Response	Cal Amt ug/l	OnCol Amt ug/l	Flags
* 1 Fluorobenzene	96	3.779	3.779	0.000	100	14208	0.5000	0.5000	
* 2 1,4-Dioxane-d8	64	4.497	4.496	0.001	93	1418	10.0	10.0	
* 3 Chlorobenzene-d5	82	7.397	7.397	0.000	100	16873	0.5000	0.5000	
$ 4 1,2-Dichloroethane-d4 (Sur	65	3.468	3.468	0.000	98	3153	0.5003	0.4029	
$ 5 4-Bromofluorobenzene	95	9.125	9.124	0.001	98	17772	0.5002	0.5107	

Reagents:

SimissurNEW_00006 Amount Added: 2.00 Units: uL Run Reagent

Report Date: 20-May-2017 12:24:52 Chrom Revision: 2.2 25-Apr-2017 13:27:22

TestAmerica Edison

Data File: \\ChromNA\Edison\ChromData\CVOAMS11\20170520-55375.b\N06219.D

Injection Date:	20-May-2017 09:10:30	Instrument ID:	CVOAMS11	Operator ID:	
Lims ID:	MB			Worklist Smp#:	8
Client ID:					
Purge Vol:	5.000 mL	Dil. Factor:	1.0000	ALS Bottle#:	7
Method:	8260SIMW11	Limit Group:	VOA - 8260C Water and Solid		

Column: DB-624 (0.18 mm)

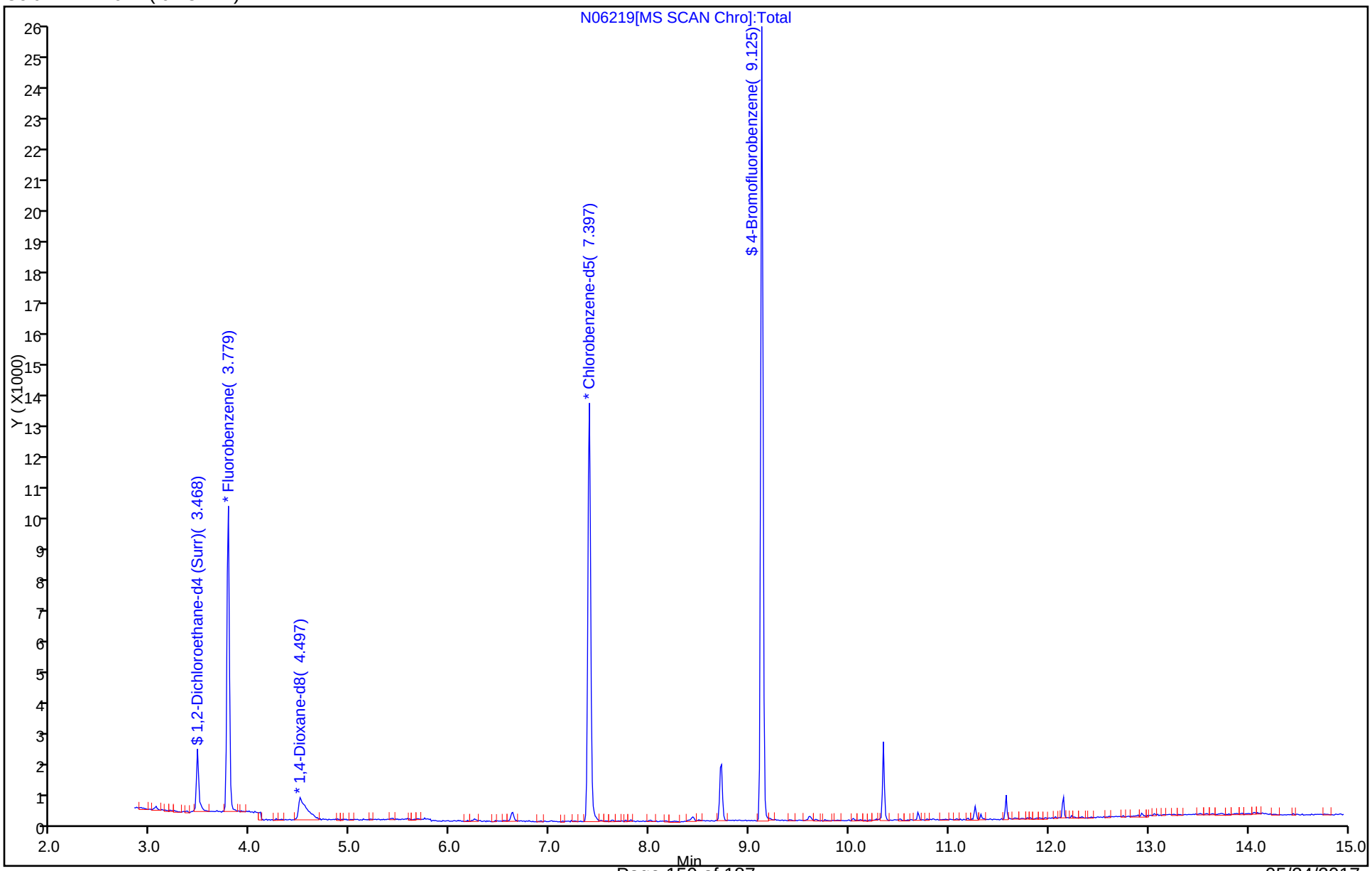

FORM I
GC/MS VOA ORGANICS ANALYSIS DATA SHEET

Lab Name: TestAmerica Edison | Job No.: 460-133545-1

SDG No.:

Client Sample ID: | Lab Sample ID: LCS 460-437971/3

Matrix: Water | Lab File ID: N06128.D

Analysis Method: 8260C SIM | Date Collected:

Sample wt/vol: 10(mL) | Date Analyzed: 05/18/2017 19:46

Soil Aliquot Vol: | Dilution Factor: 1

Soil Extract Vol.: | GC Column: DB-624 ID: 0.18(mm)

% Moisture: | Level: (low/med) Low

Analysis Batch No.: 437971 | Units: ug/L

CAS NO.	COMPOUND NAME	RESULT	Q	RL	MDL
123-91-1	1,4-Dioxane	5.75		0.40	0.20

CAS NO.	SURROGATE	%REC	Q	LIMITS
17060-07-0	1,2-Dichloroethane-d4 (Surr)	107		70-130
460-00-4	4-Bromofluorobenzene	108		70-130

TestAmerica Edison
Target Compound Quantitation Report

Data File: \\ChromNA\Edison\ChromData\CVOAMS11\20170518-55315.b\N06128.D
Lims ID: LCS
Client ID:
Sample Type: LCS
Inject. Date: 18-May-2017 19:46:30 ALS Bottle#: 2 Worklist Smp#: 3
Purge Vol: 5.000 mL Dil. Factor: 1.0000
Sample Info: LCS
Misc. Info.: 460-0055315-003
Operator ID: Instrument ID: CVOAMS11

Method: \\ChromNA\Edison\ChromData\CVOAMS11\20170518-55315.b\8260SIMW11.m
Limit Group: VOA - 8260C Water and Solid
Last Update: 19-May-2017 07:49:08 Calib Date: 10-May-2017 14:06:30
Integrator: RTE ID Type: RT Order ID
Quant Method: Internal Standard Quant By: Initial Calibration
Last ICal File: \\ChromNA\Edison\ChromData\CVOAMS11\20170510-54942.b\N05892.D

Column 1 : DB-624 (0.18 mm) Det: MS SCAN
Process Host: XAWRK018

First Level Reviewer: sarmientod Date: 18-May-2017 20:25:37

Compound	Sig	RT (min.)	Exp RT (min.)	Dlt RT (min.)	Q	Response	Cal Amt ug/l	OnCol Amt ug/l	Flags
* 1 Fluorobenzene	96	3.779	3.779	0.000	100	13543	0.5000	0.5000	
* 2 1,4-Dioxane-d8	64	4.496	4.487	0.009	89	1427	10.0	10.0	
* 3 Chlorobenzene-d5	82	7.397	7.397	0.000	100	17142	0.5000	0.5000	
$ 4 1,2-Dichloroethane-d4 (Sur	65	3.468	3.468	0.000	100	4003	0.5003	0.5366	
$ 5 4-Bromofluorobenzene	95	9.124	9.125	-0.001	99	19096	0.5002	0.5401	
7 1,4-Dioxane	88	4.544	4.545	-0.001	100	1337	5.00	5.75	
8 Ethylene Dibromide	107	6.734	6.734	0.000	96	436	0.0500	0.0444	
9 1,2,3-Trichloropropane	75	9.389	9.389	0.000	99	1024	0.0500	0.0577	
10 1,2-Dibromo-3-Chloropropan	157	11.368	11.368	0.000	98	328	0.0500	0.0538	

Reagents:

SIMDIOX50_00008	Amount Added: 20.00	Units: uL	
VMMIX1SIM_00097	Amount Added: 1.00	Units: uL	
SimissurNEW_00006	Amount Added: 2.00	Units: uL	Run Reagent

Report Date: 19-May-2017 07:49:10 Chrom Revision: 2.2 25-Apr-2017 13:27:22

TestAmerica Edison

Data File: \\ChromNA\Edison\ChromData\CVOAMS11\20170518-55315.b\N06128.D

Injection Date:	18-May-2017 19:46:30	Instrument ID:	CVOAMS11	Operator ID:	
Lims ID:	LCS			Worklist Smp#:	3
Client ID:					
Purge Vol:	5.000 mL	Dil. Factor:	1.0000	ALS Bottle#:	2
Method:	8260SIMW11	Limit Group:	VOA - 8260C Water and Solid		

Column: DB-624 (0.18 mm)

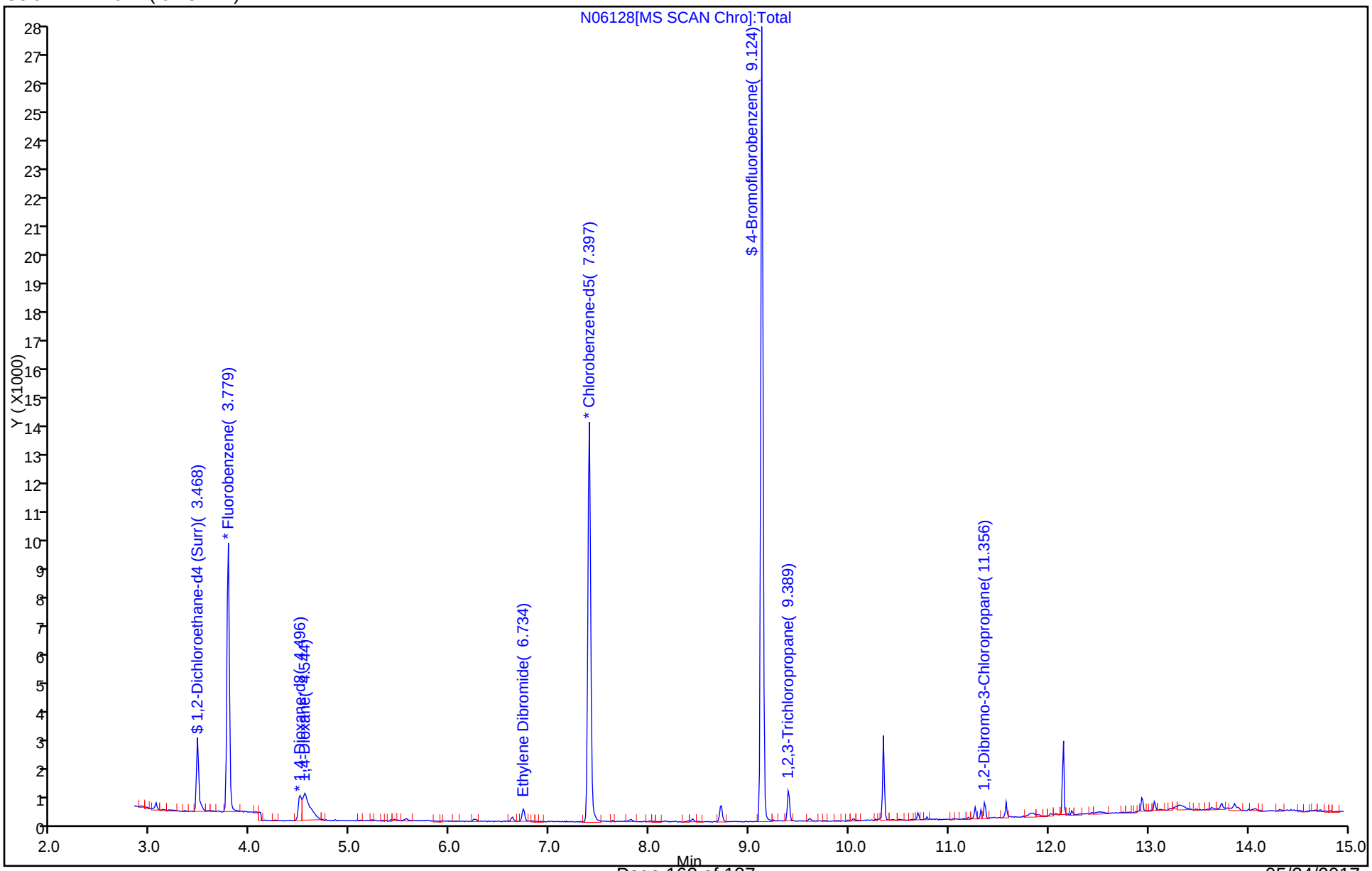

FORM I
GC/MS VOA ORGANICS ANALYSIS DATA SHEET

Lab Name: TestAmerica Edison Job No.: 460-133545-1

SDG No.:

Client Sample ID: Lab Sample ID: LCS 460-438052/4

Matrix: Water Lab File ID: N06157.D

Analysis Method: 8260C SIM Date Collected:

Sample wt/vol: 10(mL) Date Analyzed: 05/19/2017 07:49

Soil Aliquot Vol: Dilution Factor: 1

Soil Extract Vol.: GC Column: DB-624 ID: 0.18(mm)

% Moisture: Level: (low/med) Low

Analysis Batch No.: 438052 Units: ug/L

CAS NO.	COMPOUND NAME	RESULT	Q	RL	MDL
123-91-1	1,4-Dioxane	5.26		0.40	0.20

CAS NO.	SURROGATE	%REC	Q	LIMITS
17060-07-0	1,2-Dichloroethane-d4 (Surr)	93		70-130
460-00-4	4-Bromofluorobenzene	109		70-130

TestAmerica Edison
Target Compound Quantitation Report

Data File: \\ChromNA\Edison\ChromData\CVOAMS11\20170519-55342.b\N06157.D
Lims ID: LCS
Client ID:
Sample Type: LCS
Inject. Date: 19-May-2017 07:49:30 ALS Bottle#: 3 Worklist Smp#: 4
Purge Vol: 5.000 mL Dil. Factor: 1.0000
Sample Info: LCS
Misc. Info.: 460-0055342-004
Operator ID: Instrument ID: CVOAMS11

Method: \\ChromNA\Edison\ChromData\CVOAMS11\20170519-55342.b\8260SIMW11.m
Limit Group: VOA - 8260C Water and Solid
Last Update: 19-May-2017 10:22:01 Calib Date: 10-May-2017 14:06:30
Integrator: RTE ID Type: RT Order ID
Quant Method: Internal Standard Quant By: Initial Calibration
Last ICal File: \\ChromNA\Edison\ChromData\CVOAMS11\20170510-54942.b\N05892.D

Column 1 : DB-624 (0.18 mm) Det: MS SCAN
Process Host: XAWRK018

First Level Reviewer: desais Date: 19-May-2017 08:30:17

Compound	Sig	RT (min.)	Exp RT (min.)	Dlt RT (min.)	Q	Response	Cal Amt ug/l	OnCol Amt ug/l	Flags
* 1 Fluorobenzene	96	3.778	3.779	-0.001	100	14310	0.5000	0.5000	
* 2 1,4-Dioxane-d8	64	4.496	4.496	0.000	91	1474	10.0	10.0	
* 3 Chlorobenzene-d5	82	7.397	7.397	0.000	100	15648	0.5000	0.5000	
$ 4 1,2-Dichloroethane-d4 (Sur	65	3.468	3.468	0.000	97	3669	0.5003	0.4655	
$ 5 4-Bromofluorobenzene	95	9.124	9.124	0.000	98	17566	0.5002	0.5442	
7 1,4-Dioxane	88	4.554	4.554	0.000	94	1262	5.00	5.26	
8 Ethylene Dibromide	107	6.734	6.734	0.000	99	373	0.0500	0.0416	
9 1,2,3-Trichloropropane	75	9.389	9.389	0.000	99	860	0.0500	0.0531	
10 1,2-Dibromo-3-Chloropropan	157	11.368	11.368	0.000	99	245	0.0500	0.0440	

Reagents:

VMMIX1SIM_00097 Amount Added: 1.00 Units: uL
SIMDIOX50_00008 Amount Added: 20.00 Units: uL
SimissurNEW_00006 Amount Added: 2.00 Units: uL Run Reagent

Report Date: 19-May-2017 10:22:03 Chrom Revision: 2.2 25-Apr-2017 13:27:22

TestAmerica Edison

Data File: \\ChromNA\Edison\ChromData\CVOAMS11\20170519-55342.b\N06157.D

Injection Date:	19-May-2017 07:49:30	Instrument ID:	CVOAMS11	Operator ID:	
Lims ID:	LCS			Worklist Smp#:	4
Client ID:					
Purge Vol:	5.000 mL	Dil. Factor:	1.0000	ALS Bottle#:	3
Method:	8260SIMW11	Limit Group:	VOA - 8260C Water and Solid		

Column: DB-624 (0.18 mm)

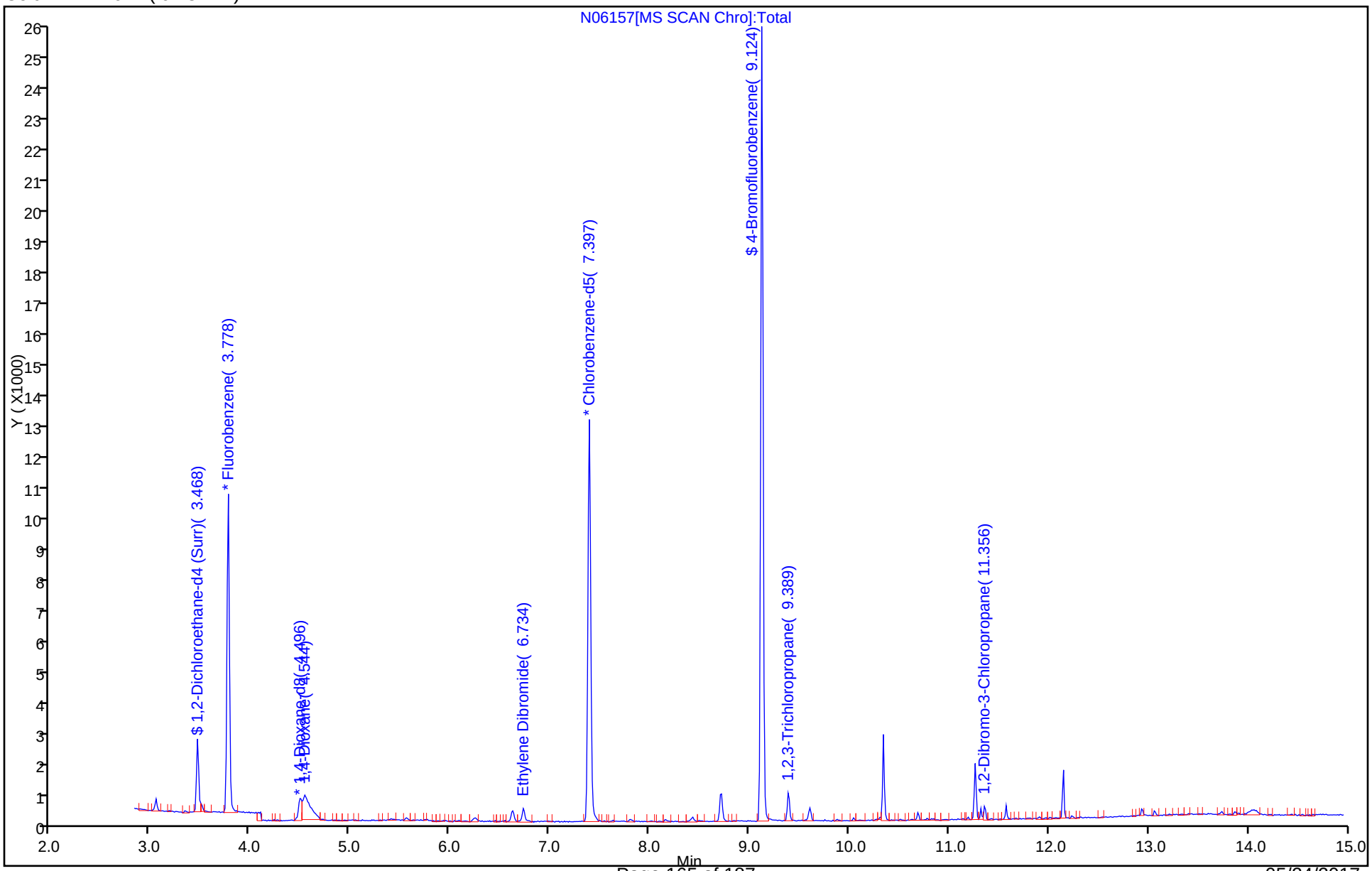

FORM I
GC/MS VOA ORGANICS ANALYSIS DATA SHEET

Lab Name: TestAmerica Edison Job No.: 460-133545-1

SDG No.:

Client Sample ID: Lab Sample ID: LCS 460-438293/4

Matrix: Water Lab File ID: N06215.D

Analysis Method: 8260C SIM Date Collected:

Sample wt/vol: 10(mL) Date Analyzed: 05/20/2017 07:39

Soil Aliquot Vol: Dilution Factor: 1

Soil Extract Vol.: GC Column: DB-624 ID: 0.18(mm)

% Moisture: Level: (low/med) Low

Analysis Batch No.: 438293 Units: ug/L

CAS NO.	COMPOUND NAME	RESULT	Q	RL	MDL
123-91-1	1,4-Dioxane	5.76		0.40	0.20

CAS NO.	SURROGATE	%REC	Q	LIMITS
17060-07-0	1,2-Dichloroethane-d4 (Surr)	106		70-130
460-00-4	4-Bromofluorobenzene	100		70-130

TestAmerica Edison
Target Compound Quantitation Report

Data File: \\ChromNA\Edison\ChromData\CVOAMS11\20170520-55375.b\N06215.D
Lims ID: LCS
Client ID:
Sample Type: LCS
Inject. Date: 20-May-2017 07:39:30 ALS Bottle#: 3 Worklist Smp#: 4
Purge Vol: 5.000 mL Dil. Factor: 1.0000
Sample Info: LCS
Misc. Info.: 460-0055375-004
Operator ID: Instrument ID: CVOAMS11

Method: \\ChromNA\Edison\ChromData\CVOAMS11\20170520-55375.b\8260SIMW11.m
Limit Group: VOA - 8260C Water and Solid
Last Update: 22-May-2017 13:56:58 Calib Date: 10-May-2017 14:06:30
Integrator: RTE ID Type: RT Order ID
Quant Method: Internal Standard Quant By: Initial Calibration
Last ICal File: \\ChromNA\Edison\ChromData\CVOAMS11\20170510-54942.b\N05892.D

Column 1 : DB-624 (0.18 mm) Det: MS SCAN
Process Host: XAWRK009

First Level Reviewer: desais Date: 20-May-2017 08:40:41

Compound	Sig	RT (min.)	Exp RT (min.)	Dlt RT (min.)	Q	Response	Cal Amt ug/l	OnCol Amt ug/l	Flags
* 1 Fluorobenzene	96	3.779	3.779	0.000	100	18732	0.5000	0.5000	
* 2 1,4-Dioxane-d8	64	4.496	4.496	0.000	93	1663	10.0	10.0	
* 3 Chlorobenzene-d5	82	7.397	7.397	0.000	99	18501	0.5000	0.5000	
$ 4 1,2-Dichloroethane-d4 (Sur	65	3.468	3.468	0.000	98	5495	0.5003	0.5326	
$ 5 4-Bromofluorobenzene	95	9.124	9.124	0.000	98	19097	0.5002	0.5004	
7 1,4-Dioxane	88	4.554	4.544	0.010	97	1561	5.00	5.76	
8 Ethylene Dibromide	107	6.734	6.734	0.000	96	465	0.0500	0.0439	
9 1,2,3-Trichloropropane	75	9.389	9.389	0.000	99	1144	0.0500	0.0598	
10 1,2-Dibromo-3-Chloropropan	157	11.368	11.368	0.000	99	284	0.0500	0.0431	

Reagents:

VMMIX1SIM_00097 Amount Added: 1.00 Units: uL
SIMDIOX50_00008 Amount Added: 20.00 Units: uL
SimissurNEW_00006 Amount Added: 2.00 Units: uL Run Reagent

Report Date: 22-May-2017 13:57:07 Chrom Revision: 2.2 25-Apr-2017 13:27:22

TestAmerica Edison

Data File: \\ChromNA\Edison\ChromData\CVOAMS11\20170520-55375.b\N06215.D

Injection Date:	20-May-2017 07:39:30	Instrument ID:	CVOAMS11	Operator ID:	
Lims ID:	LCS			Worklist Smp#:	4
Client ID:					
Purge Vol:	5.000 mL	Dil. Factor:	1.0000	ALS Bottle#:	3
Method:	8260SIMW11	Limit Group:	VOA - 8260C Water and Solid		

Column: DB-624 (0.18 mm)

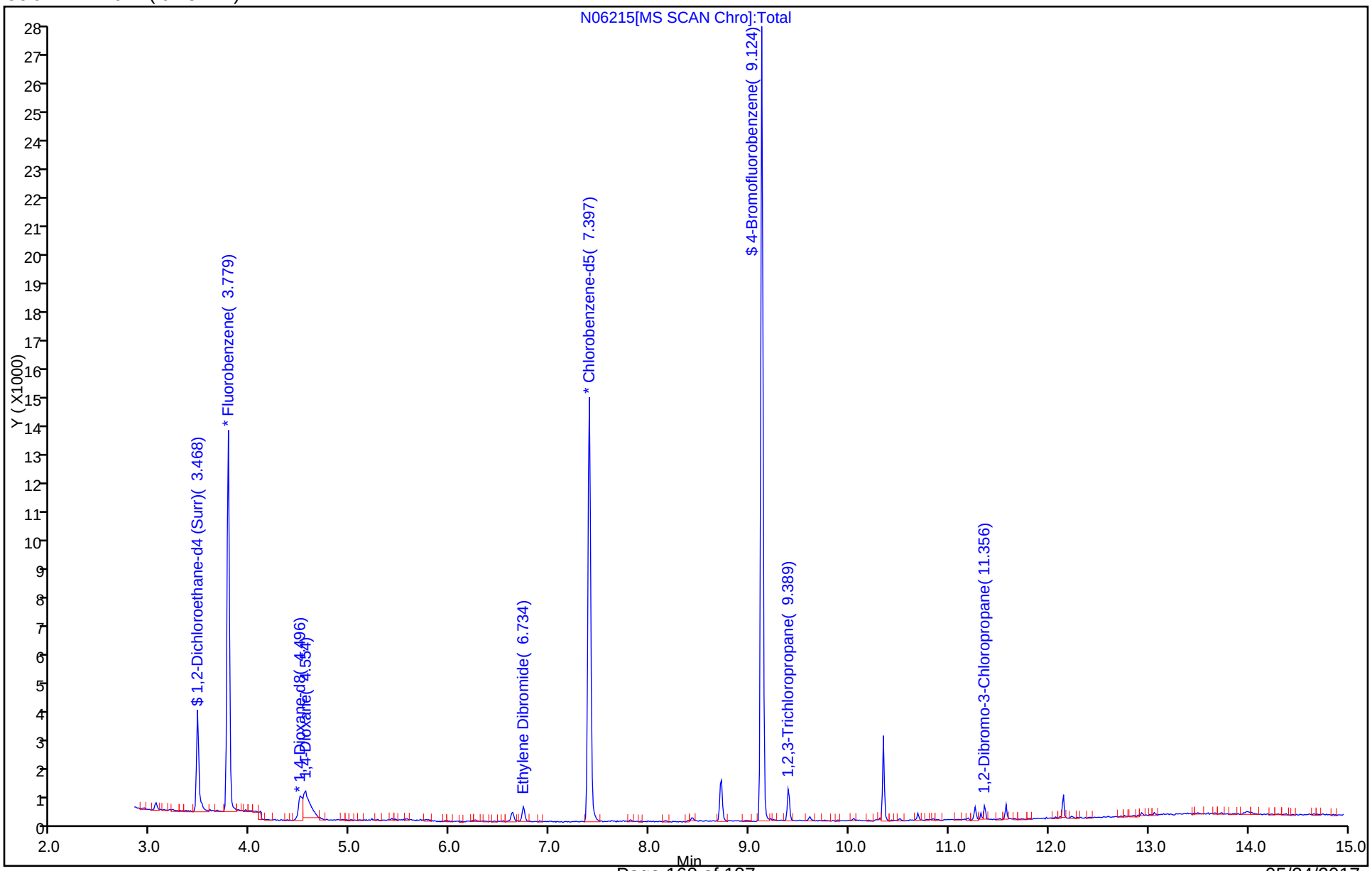

FORM I
GC/MS VOA ORGANICS ANALYSIS DATA SHEET

Lab Name: TestAmerica Edison | Job No.: 460-133545-1

SDG No.:

Client Sample ID: | Lab Sample ID: LCSD 460-437971/4

Matrix: Water | Lab File ID: N06129.D

Analysis Method: 8260C SIM | Date Collected:

Sample wt/vol: 10(mL) | Date Analyzed: 05/18/2017 20:09

Soil Aliquot Vol: | Dilution Factor: 1

Soil Extract Vol.: | GC Column: DB-624 ID: 0.18(mm)

% Moisture: | Level: (low/med) Low

Analysis Batch No.: 437971 | Units: ug/L

CAS NO.	COMPOUND NAME	RESULT	Q	RL	MDL
123-91-1	1,4-Dioxane	5.29		0.40	0.20

CAS NO.	SURROGATE	%REC	Q	LIMITS
17060-07-0	1,2-Dichloroethane-d4 (Surr)	100		70-130
460-00-4	4-Bromofluorobenzene	109		70-130

TestAmerica Edison
Target Compound Quantitation Report

Data File: \\ChromNA\Edison\ChromData\CVOAMS11\20170518-55315.b\N06129.D
Lims ID: LCSD
Client ID:
Sample Type: LCSD
Inject. Date: 18-May-2017 20:09:30 ALS Bottle#: 3 Worklist Smp#: 4
Purge Vol: 5.000 mL Dil. Factor: 1.0000
Sample Info: LCSD
Misc. Info.: 460-0055315-004
Operator ID: Instrument ID: CVOAMS11

Method: \\ChromNA\Edison\ChromData\CVOAMS11\20170518-55315.b\8260SIMW11.m
Limit Group: VOA - 8260C Water and Solid
Last Update: 19-May-2017 07:49:08 Calib Date: 10-May-2017 14:06:30
Integrator: RTE ID Type: RT Order ID
Quant Method: Internal Standard Quant By: Initial Calibration
Last ICal File: \\ChromNA\Edison\ChromData\CVOAMS11\20170510-54942.b\N05892.D

Column 1 : DB-624 (0.18 mm) Det: MS SCAN
Process Host: XAWRK018

First Level Reviewer: desais Date: 19-May-2017 07:11:09

Compound	Sig	RT (min.)	Exp RT (min.)	Dlt RT (min.)	Q	Response	Cal Amt ug/l	OnCol Amt ug/l	Flags
* 1 Fluorobenzene	96	3.779	3.779	0.000	100	16312	0.5000	0.5000	
* 2 1,4-Dioxane-d8	64	4.496	4.487	0.009	91	1455	10.0	10.0	
* 3 Chlorobenzene-d5	82	7.397	7.397	0.000	100	17421	0.5000	0.5000	
$ 4 1,2-Dichloroethane-d4 (Sur	65	3.468	3.468	0.000	100	4478	0.5003	0.4984	
$ 5 4-Bromofluorobenzene	95	9.124	9.125	-0.001	99	19676	0.5002	0.5476	
7 1,4-Dioxane	88	4.544	4.545	-0.001	94	1254	5.00	5.29	
8 Ethylene Dibromide	107	6.734	6.734	0.000	96	477	0.0500	0.0478	
9 1,2,3-Trichloropropane	75	9.389	9.389	0.000	100	956	0.0500	0.0530	
10 1,2-Dibromo-3-Chloropropan	157	11.368	11.368	0.000	98	292	0.0500	0.0471	

Reagents:

VMMIX1SIM_00097 Amount Added: 1.00 Units: uL
SIMDIOX50_00008 Amount Added: 20.00 Units: uL
SimissurNEW_00006 Amount Added: 2.00 Units: uL Run Reagent

Report Date: 19-May-2017 07:49:12 Chrom Revision: 2.2 25-Apr-2017 13:27:22

TestAmerica Edison

Data File: \\ChromNA\Edison\ChromData\CVOAMS11\20170518-55315.b\N06129.D

Injection Date:	18-May-2017 20:09:30	Instrument ID:	CVOAMS11	Operator ID:	
Lims ID:	LCSD			Worklist Smp#:	4
Client ID:					
Purge Vol:	5.000 mL	Dil. Factor:	1.0000	ALS Bottle#:	3
Method:	8260SIMW11	Limit Group:	VOA - 8260C Water and Solid		

Column: DB-624 (0.18 mm)

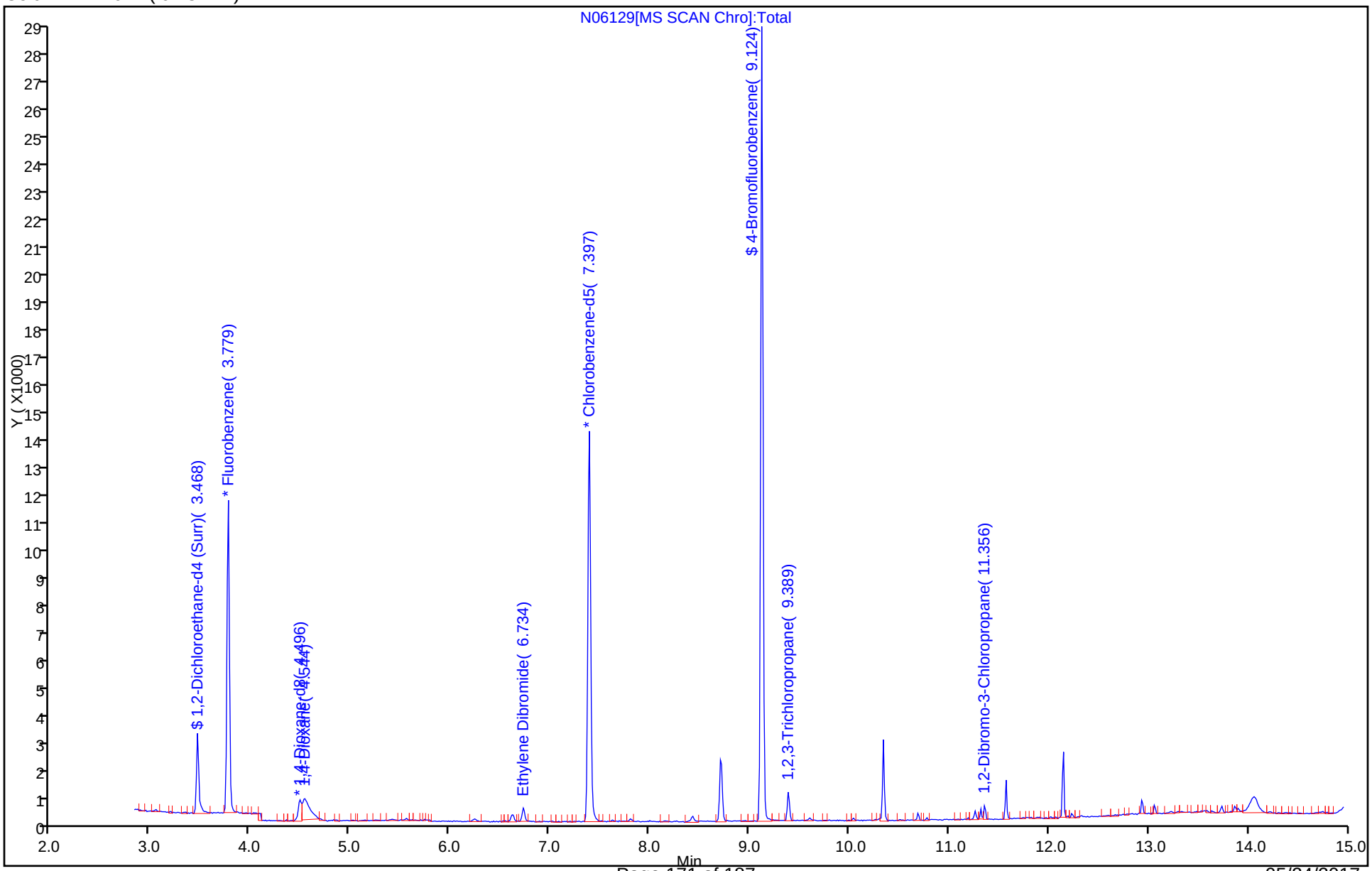

FORM I
GC/MS VOA ORGANICS ANALYSIS DATA SHEET

Lab Name: TestAmerica Edison | Job No.: 460-133545-1

SDG No.:

Client Sample ID: | Lab Sample ID: LCSD 460-438052/5

Matrix: Water | Lab File ID: N06158.D

Analysis Method: 8260C SIM | Date Collected:

Sample wt/vol: 10(mL) | Date Analyzed: 05/19/2017 08:12

Soil Aliquot Vol: | Dilution Factor: 1

Soil Extract Vol.: | GC Column: DB-624 ID: 0.18(mm)

% Moisture: | Level: (low/med) Low

Analysis Batch No.: 438052 | Units: ug/L

CAS NO.	COMPOUND NAME	RESULT	Q	RL	MDL
123-91-1	1,4-Dioxane	5.67		0.40	0.20

CAS NO.	SURROGATE	%REC	Q	LIMITS
17060-07-0	1,2-Dichloroethane-d4 (Surr)	83		70-130
460-00-4	4-Bromofluorobenzene	108		70-130

TestAmerica Edison
Target Compound Quantitation Report

Data File: \\ChromNA\Edison\ChromData\CVOAMS11\20170519-55342.b\N06158.D
Lims ID: LCSD
Client ID:
Sample Type: LCSD
Inject. Date: 19-May-2017 08:12:30 ALS Bottle#: 4 Worklist Smp#: 5
Purge Vol: 5.000 mL Dil. Factor: 1.0000
Sample Info: LCSD
Misc. Info.: 460-0055342-005
Operator ID: Instrument ID: CVOAMS11

Method: \\ChromNA\Edison\ChromData\CVOAMS11\20170519-55342.b\8260SIMW11.m
Limit Group: VOA - 8260C Water and Solid
Last Update: 19-May-2017 10:22:01 Calib Date: 10-May-2017 14:06:30
Integrator: RTE ID Type: RT Order ID
Quant Method: Internal Standard Quant By: Initial Calibration
Last ICal File: \\ChromNA\Edison\ChromData\CVOAMS11\20170510-54942.b\N05892.D

Column 1 : DB-624 (0.18 mm) Det: MS SCAN
Process Host: XAWRK018

First Level Reviewer: desais Date: 19-May-2017 08:31:02

Compound	Sig	RT (min.)	Exp RT (min.)	Dlt RT (min.)	Q	Response	Cal Amt ug/l	OnCol Amt ug/l	Flags
* 1 Fluorobenzene	96	3.779	3.779	0.000	100	15705	0.5000	0.5000	
* 2 1,4-Dioxane-d8	64	4.496	4.496	0.000	94	1340	10.0	10.0	
* 3 Chlorobenzene-d5	82	7.397	7.397	0.000	100	15676	0.5000	0.5000	
$ 4 1,2-Dichloroethane-d4 (Sur	65	3.468	3.468	0.000	98	3593	0.5003	0.4153	
$ 5 4-Bromofluorobenzene	95	9.124	9.124	0.000	98	17504	0.5002	0.5414	
7 1,4-Dioxane	88	4.554	4.554	0.000	94	1237	5.00	5.67	
8 Ethylene Dibromide	107	6.734	6.734	0.000	86	412	0.0500	0.0459	
9 1,2,3-Trichloropropane	75	9.389	9.389	0.000	99	859	0.0500	0.0530	
10 1,2-Dibromo-3-Chloropropan	157	11.368	11.368	0.000	99	231	0.0500	0.0414	

Reagents:

SIMDIOX50_00008 Amount Added: 20.00 Units: uL
VMMIX1SIM_00097 Amount Added: 1.00 Units: uL
SimissurNEW_00006 Amount Added: 2.00 Units: uL Run Reagent

Report Date: 19-May-2017 10:22:04 Chrom Revision: 2.2 25-Apr-2017 13:27:22

TestAmerica Edison

Data File: \\ChromNA\Edison\ChromData\CVOAMS11\20170519-55342.b\N06158.D

Injection Date:	19-May-2017 08:12:30	Instrument ID:	CVOAMS11	Operator ID:	
Lims ID:	LCSD			Worklist Smp#:	5
Client ID:					
Purge Vol:	5.000 mL	Dil. Factor:	1.0000	ALS Bottle#:	4
Method:	8260SIMW11	Limit Group:	VOA - 8260C Water and Solid		

Column: DB-624 (0.18 mm)

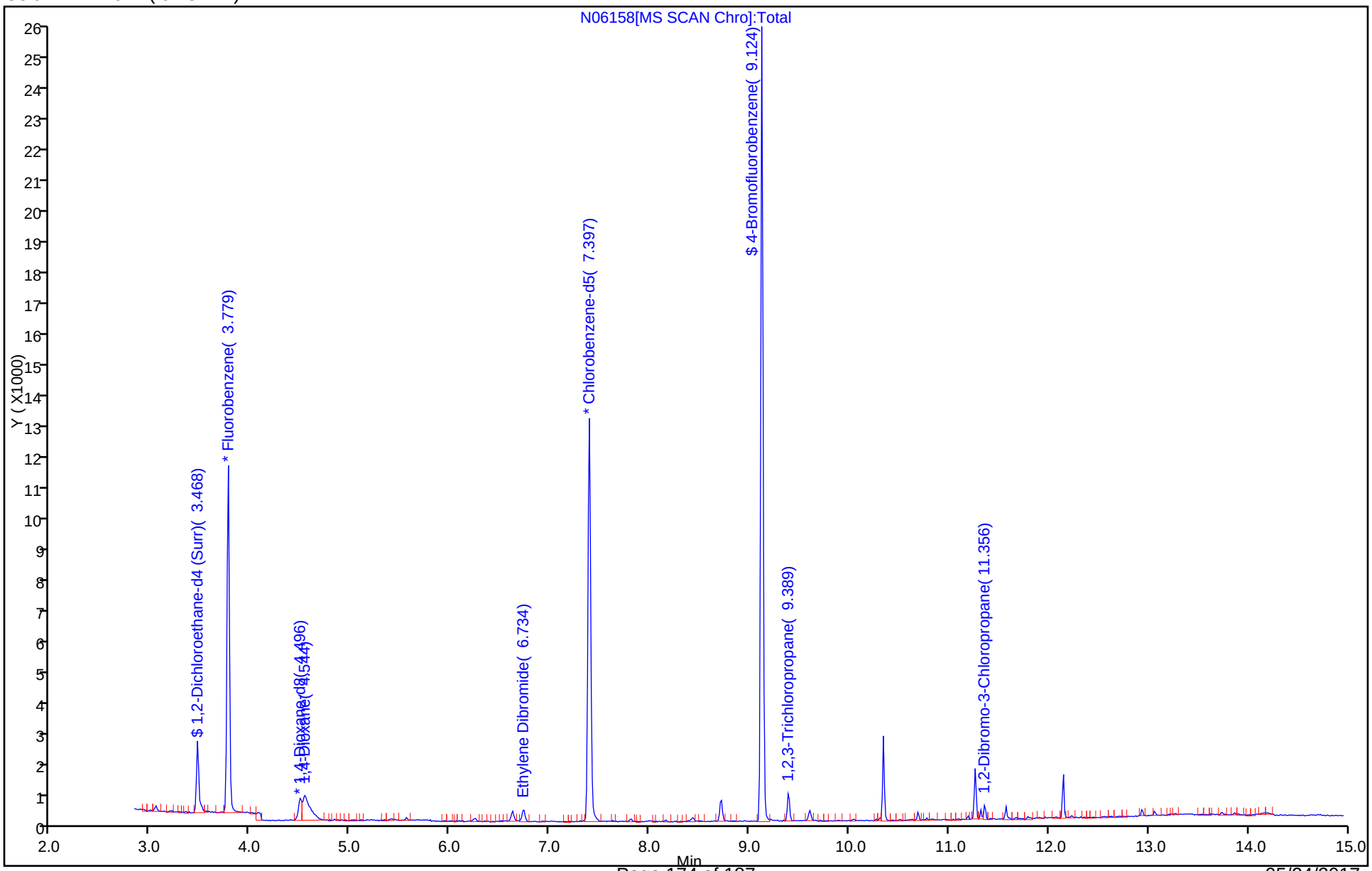

FORM I
GC/MS VOA ORGANICS ANALYSIS DATA SHEET

Lab Name: TestAmerica Edison Job No.: 460-133545-1

SDG No.:

Client Sample ID: Lab Sample ID: LCSD 460-438293/5

Matrix: Water Lab File ID: N06216.D

Analysis Method: 8260C SIM Date Collected:

Sample wt/vol: 10(mL) Date Analyzed: 05/20/2017 08:01

Soil Aliquot Vol: Dilution Factor: 1

Soil Extract Vol.: GC Column: DB-624 ID: 0.18(mm)

% Moisture: Level: (low/med) Low

Analysis Batch No.: 438293 Units: ug/L

CAS NO.	COMPOUND NAME	RESULT	Q	RL	MDL
123-91-1	1,4-Dioxane	5.25		0.40	0.20

CAS NO.	SURROGATE	%REC	Q	LIMITS
17060-07-0	1,2-Dichloroethane-d4 (Surr)	102		70-130
460-00-4	4-Bromofluorobenzene	105		70-130

TestAmerica Edison
Target Compound Quantitation Report

Data File: \\ChromNA\Edison\ChromData\CVOAMS11\20170520-55375.b\N06216.D
Lims ID: LCSD
Client ID:
Sample Type: LCSD
Inject. Date: 20-May-2017 08:01:30 ALS Bottle#: 4 Worklist Smp#: 5
Purge Vol: 5.000 mL Dil. Factor: 1.0000
Sample Info: LCSD
Misc. Info.: 460-0055375-005
Operator ID: Instrument ID: CVOAMS11

Method: \\ChromNA\Edison\ChromData\CVOAMS11\20170520-55375.b\8260SIMW11.m
Limit Group: VOA - 8260C Water and Solid
Last Update: 22-May-2017 13:56:58 Calib Date: 10-May-2017 14:06:30
Integrator: RTE ID Type: RT Order ID
Quant Method: Internal Standard Quant By: Initial Calibration
Last ICal File: \\ChromNA\Edison\ChromData\CVOAMS11\20170510-54942.b\N05892.D

Column 1 : DB-624 (0.18 mm) Det: MS SCAN
Process Host: XAWRK009

First Level Reviewer: desais Date: 20-May-2017 09:20:52

Compound	Sig	RT (min.)	Exp RT (min.)	Dlt RT (min.)	Q	Response	Cal Amt ug/l	OnCol Amt ug/l	Flags
* 1 Fluorobenzene	96	3.779	3.779	0.000	100	18460	0.5000	0.5000	
* 2 1,4-Dioxane-d8	64	4.496	4.496	0.000	91	1654	10.0	10.0	
* 3 Chlorobenzene-d5	82	7.397	7.397	0.000	100	19155	0.5000	0.5000	
$ 4 1,2-Dichloroethane-d4 (Sur	65	3.468	3.468	0.000	100	5205	0.5003	0.5119	
$ 5 4-Bromofluorobenzene	95	9.124	9.124	0.000	98	20749	0.5002	0.5252	
7 1,4-Dioxane	88	4.554	4.544	0.010	95	1415	5.00	5.25	
8 Ethylene Dibromide	107	6.734	6.734	0.000	94	443	0.0500	0.0404	
9 1,2,3-Trichloropropane	75	9.389	9.389	0.000	98	914	0.0500	0.0461	
10 1,2-Dibromo-3-Chloropropan	157	11.368	11.368	0.000	98	282	0.0500	0.0414	

Reagents:

SIMDIOX50_00008	Amount Added: 20.00	Units: uL	
VMMIX1SIM_00097	Amount Added: 1.00	Units: uL	
SimissurNEW_00006	Amount Added: 2.00	Units: uL	Run Reagent

Report Date: 22-May-2017 13:56:59 Chrom Revision: 2.2 25-Apr-2017 13:27:22

TestAmerica Edison

Data File: \\ChromNA\Edison\ChromData\CVOAMS11\20170520-55375.b\N06216.D

Injection Date:	20-May-2017 08:01:30	Instrument ID:	CVOAMS11	Operator ID:	
Lims ID:	LCSD			Worklist Smp#:	5
Client ID:					
Purge Vol:	5.000 mL	Dil. Factor:	1.0000	ALS Bottle#:	4
Method:	8260SIMW11	Limit Group:	VOA - 8260C Water and Solid		

Column: DB-624 (0.18 mm)

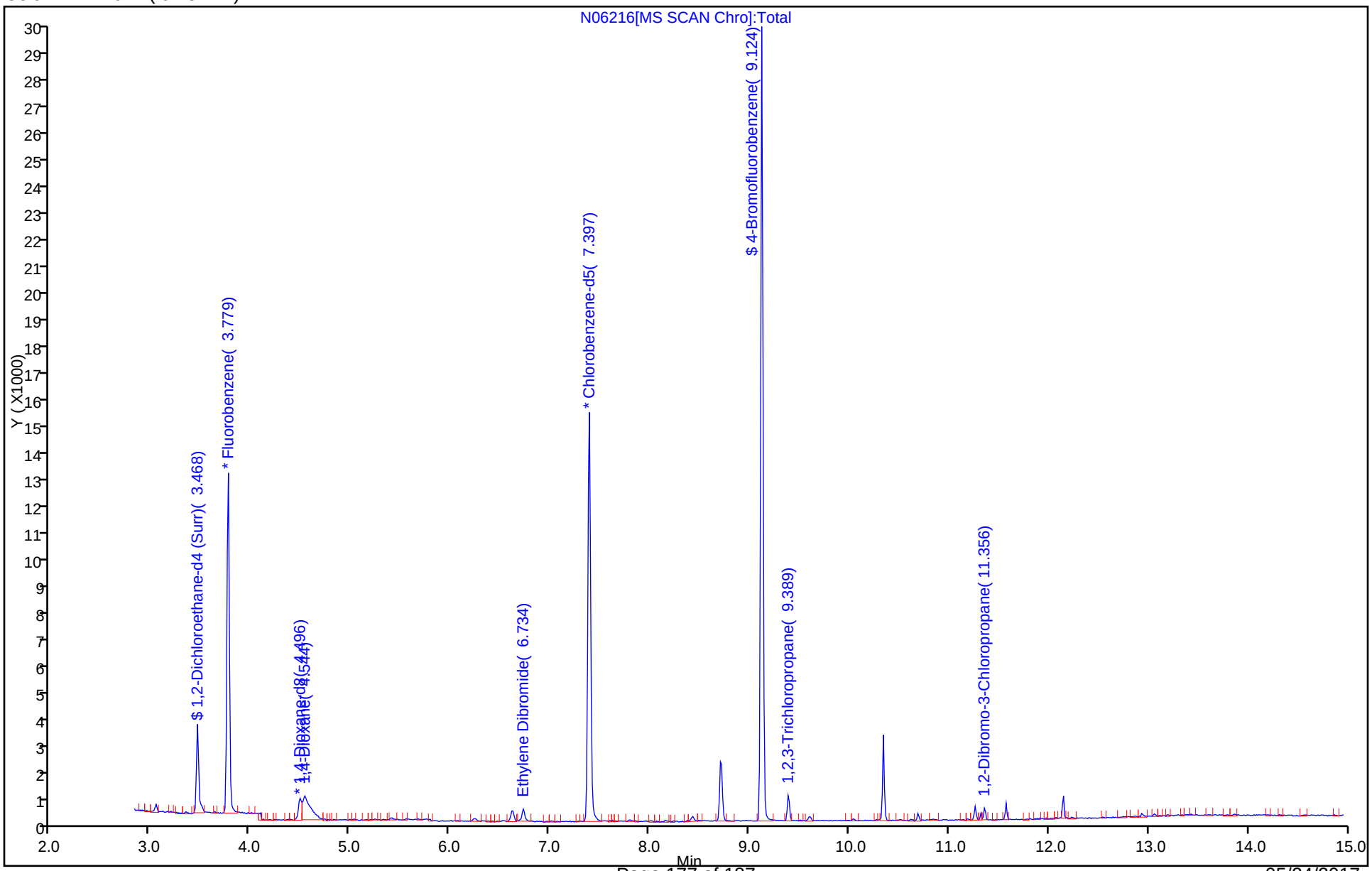

GC/MS VOA ANALYSIS RUN LOG

Lab Name: TestAmerica Edison Job No.: 460-133545-1

SDG No.:

Instrument ID: CVOAMS11 Start Date: 05/10/2017 11:05

Analysis Batch Number: 436099 End Date: 05/10/2017 15:14

LAB SAMPLE ID	CLIENT SAMPLE ID	DATE ANALYZED	DILUTION FACTOR	LAB FILE ID	COLUMN ID
BFB 460-436099/1		05/10/2017 11:05	1	N05884.D	DB-624 0.18(mm)
STD04 460-436099/2 IC		05/10/2017 11:27	1	N05885.D	DB-624 0.18(mm)
STD1 460-436099/3 IC		05/10/2017 11:49	1	N05886.D	DB-624 0.18(mm)
STD5 460-436099/4 ICIS		05/10/2017 12:12	1	N05887.D	DB-624 0.18(mm)
STD10 460-436099/5 IC		05/10/2017 12:35	1	N05888.D	DB-624 0.18(mm)
STD20 460-436099/6 IC		05/10/2017 12:58	1	N05889.D	DB-624 0.18(mm)
STD30 460-436099/7 IC		05/10/2017 13:21	1	N05890.D	DB-624 0.18(mm)
STD40 460-436099/8 IC		05/10/2017 13:43	1	N05891.D	DB-624 0.18(mm)
STD50 460-436099/9 IC		05/10/2017 14:06	1	N05892.D	DB-624 0.18(mm)
ICV 460-436099/12		05/10/2017 15:14	1		DB-624 0.18(mm)

GC/MS VOA ANALYSIS RUN LOG

Lab Name: TestAmerica Edison Job No.: 460-133545-1

SDG No.:

Instrument ID: CVOAMS11 Start Date: 05/18/2017 18:49

Analysis Batch Number: 437971 End Date: 05/19/2017 05:12

LAB SAMPLE ID	CLIENT SAMPLE ID	DATE ANALYZED	DILUTION FACTOR	LAB FILE ID	COLUMN ID
BFB 460-437971/1		05/18/2017 18:49	1	N06126.D	DB-624 0.18(mm)
CCVIS 460-437971/2		05/18/2017 19:12	1	N06127.D	DB-624 0.18(mm)
LCS 460-437971/3		05/18/2017 19:46	1	N06128.D	DB-624 0.18(mm)
LCSD 460-437971/4		05/18/2017 20:09	1	N06129.D	DB-624 0.18(mm)
MB 460-437971/7		05/18/2017 21:29	1	N06132.D	DB-624 0.18(mm)
460-133545-1		05/18/2017 21:52	1	N06133.D	DB-624 0.18(mm)
ZZZZZ		05/18/2017 22:14	1		DB-624 0.18(mm)
ZZZZZ		05/18/2017 22:37	1		DB-624 0.18(mm)
ZZZZZ		05/18/2017 23:00	1		DB-624 0.18(mm)
ZZZZZ		05/18/2017 23:23	1		DB-624 0.18(mm)
ZZZZZ		05/18/2017 23:45	1		DB-624 0.18(mm)
ZZZZZ		05/19/2017 00:08	1		DB-624 0.18(mm)
460-133545-2		05/19/2017 00:31	1	N06140.D	DB-624 0.18(mm)
460-133545-3		05/19/2017 00:54	1	N06141.D	DB-624 0.18(mm)
460-133545-4		05/19/2017 01:16	1	N06142.D	DB-624 0.18(mm)
460-133545-5		05/19/2017 01:39	1	N06143.D	DB-624 0.18(mm)
460-133545-6		05/19/2017 02:02	1	N06144.D	DB-624 0.18(mm)
460-133545-7		05/19/2017 02:24	1	N06145.D	DB-624 0.18(mm)
460-133545-8		05/19/2017 02:47	1	N06146.D	DB-624 0.18(mm)
460-133545-9		05/19/2017 03:10	1	N06147.D	DB-624 0.18(mm)
460-133545-10		05/19/2017 03:42	1	N06148.D	DB-624 0.18(mm)
460-133545-11		05/19/2017 04:05	1	N06149.D	DB-624 0.18(mm)
460-133545-12		05/19/2017 04:27	1	N06150.D	DB-624 0.18(mm)
460-133545-13		05/19/2017 04:50	1	N06151.D	DB-624 0.18(mm)
460-133545-14		05/19/2017 05:12	1	N06152.D	DB-624 0.18(mm)

GC/MS VOA ANALYSIS RUN LOG

Lab Name: TestAmerica Edison Job No.: 460-133545-1

SDG No.:

Instrument ID: CVOAMS11 Start Date: 05/19/2017 06:44

Analysis Batch Number: 438052 End Date: 05/19/2017 16:33

LAB SAMPLE ID	CLIENT SAMPLE ID	DATE ANALYZED	DILUTION FACTOR	LAB FILE ID	COLUMN ID
BFB 460-438052/1		05/19/2017 06:44	1	N06154.D	DB-624 0.18(mm)
CCVIS 460-438052/3		05/19/2017 07:27	1	N06156.D	DB-624 0.18(mm)
LCS 460-438052/4		05/19/2017 07:49	1	N06157.D	DB-624 0.18(mm)
LCSD 460-438052/5		05/19/2017 08:12	1	N06158.D	DB-624 0.18(mm)
MB 460-438052/8		05/19/2017 09:21	1	N06161.D	DB-624 0.18(mm)
ZZZZZ		05/19/2017 09:44	1		DB-624 0.18(mm)
ZZZZZ		05/19/2017 10:06	1		DB-624 0.18(mm)
460-133545-15		05/19/2017 10:29	1	N06164.D	DB-624 0.18(mm)
460-133545-16		05/19/2017 10:52	1	N06165.D	DB-624 0.18(mm)
460-133545-17		05/19/2017 11:15	1	N06166.D	DB-624 0.18(mm)
460-133545-18		05/19/2017 11:37	1	N06167.D	DB-624 0.18(mm)
460-133545-19		05/19/2017 12:00	1	N06168.D	DB-624 0.18(mm)
460-133545-20		05/19/2017 12:23	1	N06169.D	DB-624 0.18(mm)
460-133545-21		05/19/2017 12:46	1	N06170.D	DB-624 0.18(mm)
ZZZZZ		05/19/2017 13:54	1		DB-624 0.18(mm)
ZZZZZ		05/19/2017 14:17	1		DB-624 0.18(mm)
ZZZZZ		05/19/2017 15:02	1		DB-624 0.18(mm)
ZZZZZ		05/19/2017 15:25	1		DB-624 0.18(mm)
ZZZZZ		05/19/2017 15:48	1		DB-624 0.18(mm)
ZZZZZ		05/19/2017 16:11	1		DB-624 0.18(mm)
ZZZZZ		05/19/2017 16:33	1		DB-624 0.18(mm)

GC/MS VOA ANALYSIS RUN LOG

Lab Name: TestAmerica Edison Job No.: 460-133545-1

SDG No.:

Instrument ID: CVOAMS11 Start Date: 05/20/2017 06:34

Analysis Batch Number: 438293 End Date: 05/20/2017 15:52

LAB SAMPLE ID	CLIENT SAMPLE ID	DATE ANALYZED	DILUTION FACTOR	LAB FILE ID	COLUMN ID
BFB 460-438293/1		05/20/2017 06:34	1	N06212.D	DB-624 0.18(mm)
CCVIS 460-438293/3		05/20/2017 07:16	1	N06214.D	DB-624 0.18(mm)
LCS 460-438293/4		05/20/2017 07:39	1	N06215.D	DB-624 0.18(mm)
LCSD 460-438293/5		05/20/2017 08:01	1	N06216.D	DB-624 0.18(mm)
MB 460-438293/8		05/20/2017 09:10	1	N06219.D	DB-624 0.18(mm)
ZZZZZ		05/20/2017 09:32	1		DB-624 0.18(mm)
ZZZZZ		05/20/2017 09:55	1		DB-624 0.18(mm)
ZZZZZ		05/20/2017 10:18	1		DB-624 0.18(mm)
ZZZZZ		05/20/2017 11:03	1		DB-624 0.18(mm)
ZZZZZ		05/20/2017 11:26	1		DB-624 0.18(mm)
460-133545-22		05/20/2017 12:05	1	N06226.D	DB-624 0.18(mm)
ZZZZZ		05/20/2017 12:28	1		DB-624 0.18(mm)
ZZZZZ		05/20/2017 12:50	1		DB-624 0.18(mm)
ZZZZZ		05/20/2017 13:13	1		DB-624 0.18(mm)
ZZZZZ		05/20/2017 13:36	1		DB-624 0.18(mm)
ZZZZZ		05/20/2017 13:59	1		DB-624 0.18(mm)
ZZZZZ		05/20/2017 14:21	1		DB-624 0.18(mm)
ZZZZZ		05/20/2017 14:44	1		DB-624 0.18(mm)
ZZZZZ		05/20/2017 15:07	1		DB-624 0.18(mm)
ZZZZZ		05/20/2017 15:52	1		DB-624 0.18(mm)

Shipping and Receiving Documents

777 New Durham Road
Edison, New Jersey 08817
Phone: (732) 549-3900 Fax: (732) 549-3679

TestAmerica
THE LEADER IN ENVIRONMENTAL TESTING

CHAIN OF CUSTODY / ANALYSIS REQUEST

Name (for report and invoice) STEVE FELDMANN	Samplers Name (Printed) D. Buk, D. Brouckhoff	Site/Project Identification LOCKHEED NORTH PLAINFIELD
Company TETRA TECH	P. O. # 117-0507641	State (Location of site): NJ: ☒ NY: ☐ Other:
		Regulatory Program: NJ GWQS DKQP: ☒
Address 295 RT 22E, SUITE 104E	Analysis Turnaround Time: Standard ☒	LAB USE ONLY Project No:
City WHITEHOUSE STN State NJ	Rush Charges Authorized For: 2 Week ☐ 1 Week ☐ Other ☐	Job No: 133545
Phone (908) 534-2303 Fax		

ANALYSIS REQUESTED (ENTER "X: BELOW TO INDICATE REQUEST)

Sample Identification	Date	Time	Matrix	No. of. Cont.	1-4 Dioxane (8260C SIM)										Sample Numbers
TB-051617	—	—	GW	3	X										-1
MW-1I	5/16/17	1125	GW	3	X										-2
MW-2I	5/16/17	0820	GW	3	X										-3
MW-505S	5/16/17	1015	GW	3	X										-4
MW-505I	5/16/17	1020	GW	3	X										-5
MW-532I	5/16/17	0800	GW	3	X										-6
MW-532S	5/16/17	0745	GW	3	X										-7
MW-532D	5/16/17	0740	GW	3	X										-8
MW-544S	5/16/17	1100	GW	3	X										-9
MW-544I	5/16/17	1105	GW	3	X										-10
Preservation Used: 1 = ICE, 2 = HCl, 3 = H_2SO_4, 4 = HNO_3, 5 = NaOH				Soil:											
6 = Other _____, 7 = Other _____				Water:	1, 2										

Special Instructions REPORTING LIMITS MUST MEET NJDEP GWQS Water Metals Filtered (Yes/No)? _____

Relinquished by	Company	Date / Time	Received by	Company
Dan Brouckhoff	Tetra Tech	5/16/17 1405	1) Lusha Smith	TA
2) Lusha Smith	TA	5/16/17 1510	2) [signature]	TAEd
			3)	
			4)	

460-133545 Chain of Custody

028), New York (11452), Pennsylvania (68-522), Connecticut (PH-0200), Rhode Island (132). TAL - 0016 (0715)

Massachusetts (M-NJ312), North Carolina (No. 578) CS # 584155 IR # 8 3.7°C

05/24/2017

777 New Durham Road
Edison, New Jersey 08817
Phone: (732) 549-3900 Fax: (732) 549-3679

TestAmerica
THE LEADER IN ENVIRONMENTAL TESTING

CHAIN OF CUSTODY / ANALYSIS REQUEST

Name (for report and invoice) Steve Feldmann	Samplers Name (Printed) J. Byk, D. Brackenhoff	Site/Project Identification Lockheed North Plainfield
Company Tetra Tech	P. O. # 117-2507641	State (Location of site): NJ: ☒ NY: ☐ Other:
		Regulatory Program: NJ GWQS DKQP: ☒
Address 295 Rt 22E, Suite 104E	Analysis Turnaround Time: Standard ☒	LAB USE ONLY Project No:
City Whitehouse Stn State NJ	Rush Charges Authorized For: 2 Week ☐ 1 Week ☐ Other ☐	Job No: 133545
Phone (908) 534-2303 Fax		

ANALYSIS REQUESTED (ENTER "X: BELOW TO INDICATE REQUEST)

Sample Identification	Date	Time	Matrix	No. of. Cont.	1-4 Dioxane (8260C SIM)										Sample Numbers
MW-545S	5/16/17	0850	GW	3	X										-11
MW-545I	5/16/17	0855	GW	3	X										-12
MW-546S	5/16/17	1040	GW	3	X										-13
MW-546I	5/16/17	1045	GW	3	X										-14
MW-547I	5/16/17	0945	GW	3	X										-15
MW-547D	5/16/17	0950	GW	3	X										-16
MW-549I	5/16/17	0725	GW	3	X										-17
~~MW~~ TB PZ-522I	5/16/17	0930	GW	3	X										-18
PZ-524S	5/16/17	0905	GW	3	X										-19
PZ-524I	5/16/17	0910	GW	3	X										-20
Preservation Used: 1 = ICE, 2 = HCl, 3 = H_2SO_4, 4 = HNO_3, 5 = NaOH				Soil:											
6 = Other _____, 7 = Other _____				Water:	1,2										

Special Instructions Reporting Limits must meet NJDEP GWQS

Water Metals Filtered (Yes/No)? _____

Relinquished by	Company	Date / Time	Received by	Company
[signature]	Tetra Tech	5/16/17 1405	1) [signature]	TA
2) [signature]	TA	5/16/17 1510	2) [signature]	TAEd
3)			3)	
4)			4)	

Laboratory Certifications: New Jersey (12028), New York (11452), Pennsylvania (68-522), Connecticut (PH-0200), Rhode Island (132). Massachusetts (M-NJ312), North Carolina (No. 578)

TAL - 0016 (0715)

777 New Durham Road
Edison, New Jersey 08817
Phone: (732) 549-3900 Fax: (732) 549-3679

TestAmerica
THE LEADER IN ENVIRONMENTAL TESTING

CHAIN OF CUSTODY / ANALYSIS REQUEST

05/24/2017

Name (for report and invoice)	Samplers Name (Printed)	Site/Project Identification
Steve Feldmann	J. Bulk, D. Blumenthal	Lockheed North Plainfield
Company: Tetra Tech	P. O. # 117-0509641	State (Location of site): NJ: X NY: Other:
		Regulatory Program: NJ GWQS DKQP:
Address: 265 Rt 22E, Suite 104E	Analysis Turnaround Time: Standard X	
City: Whitehouse Sta State: NJ	Rush Charges Authorized For: 2 Week / 1 Week / Other	
Phone: (908) 534-2303 Fax:		

Sample Identification	Date	Time	Matrix	No. of Cont.	1-4 Dioxane (8260C SIM)	LAB USE ONLY Project No: / Job No: 133545 / Sample Numbers
DUP-01	5/16/17	-	GW	3	X	-21
DUP-02	5/16/17	-	GW	3	X	-22

Preservation Used: 1 = ICE, 2 = HCl, 3 = H_2SO_4, 4 = HNO_3, 5 = NaOH; 6 = Other _____, 7 = Other _____

Soil:
Water: 1,2

Special Instructions Reporting limits must meet NJDEP GWQS

Water Metals Filtered (Yes/No)? _____

Relinquished by	Company	Date / Time	Received by	Company
1)	Tetra Tech	5/16/17 1405	1)	TA
Relinquished by	Company	Date / Time	Received by	Company
2)	TA	5/16/17 1510	2)	TAT
Relinquished by	Company	Date / Time	Received by	Company
3)			3)	
Relinquished by	Company	Date / Time	Received by	Company
4)			4)	

Laboratory Certifications: New Jersey (12028), New York (11452), Pennsylvania (68-522), Connecticut (PH-0200), Rhode Island (132).

Massachusetts (M-NJ312), North Carolina (No. 578)

TAL - 0016 (0715)

TestAmerica Edison
Receipt Temperature and pH Log

Job Number: 133545

Number of Coolers: 1 IR Gun # 8

Cooler Temperatures

	RAW	CORRECTED		RAW	CORRECTED		RAW	CORRECTED
Cooler #1:	3.7 °C	3.7 °C	Cooler #4:	°C	°C	Cooler #7:	°C	°C
Cooler #2:	°C	°C	Cooler #5:	°C	°C	Cooler #8:	°C	°C
Cooler #3:	°C	°C	Cooler #6:	°C	°C	Cooler #9:	°C	°C

TALS Sample Number	Ammonia (pH<2)	COD (pH<2)	Nitrate Nitrite (pH<2)	Metals* (pH<2)	Hardness (pH<2)	Pest (pH 5-9)	EPH or QAM (pH<2)	Phenols (pH<2)	Sulfide (pH>9)	TKN (pH<2)	TOC (pH<2)	Total Cyanide (pH>12)	Total Phos (pH<2)	Other	Other

If pH adjustments are required record the information below:

Sample No(s). adjusted: _____

Preservative Name/Conc.: _____ Volume of Preservative used (ml): _____

Lot # of Preservative(s): _____ Expiration Date: _____

The appropriate Project Manager and Department Manager should be notified about the samples which were pH adjusted.

** Samples for Metal analysis which are out of compliance must be acidified at least 24 hours prior to analysis.*

Initials: LS **Date:** 5/16/17

05/24/2017

Login Sample Receipt Checklist

Client: Tetra Tech GEO

Job Number: 460-133545-1

Login Number: 133545
List Number: 1
Creator: Lysy, Susan

List Source: TestAmerica Edison

Question	Answer	Comment
Radioactivity wasn't checked or is </= background as measured by a survey meter.		
The cooler's custody seal, if present, is intact.		
Sample custody seals, if present, are intact.		
The cooler or samples do not appear to have been compromised or tampered with.		
Samples were received on ice.		
Cooler Temperature is acceptable.		
Cooler Temperature is recorded.		
COC is present.		
COC is filled out in ink and legible.		
COC is filled out with all pertinent information.		
Is the Field Sampler's name present on COC?		
There are no discrepancies between the containers received and the COC.		
Samples are received within Holding Time (excluding tests with immediate HTs)		
Sample containers have legible labels.		
Containers are not broken or leaking.		
Sample collection date/times are provided.		
Appropriate sample containers are used.		
Sample bottles are completely filled.		
Sample Preservation Verified.		
There is sufficient vol. for all requested analyses, incl. any requested MS/MSDs		
Containers requiring zero headspace have no headspace or bubble is <6mm (1/4").		
Multiphasic samples are not present.		
Samples do not require splitting or compositing.		
Residual Chlorine Checked.		

APPENDIX B — DATA VALIDATION REPORTS

Tetra Tech Inc.
Data Validation Report
Lockheed-North Plainfield

Laboratory	Report No.	Sample Identification
TestAmerica	460-150252-1	MODTB-021318, TB-021318

Two aqueous samples, including two trip blanks, were collected February 13, 2018 and analyzed by TestAmerica for volatile compounds using Data of Known Quality (DKQ) protocols. A screening review was performed by a USEPA Region II certified data validator using the criteria specified in Data of Known Quality Protocols Technical Guidance, Data Quality Assessment and Data Usability Evaluation Technical Guidance, in conjunction with Standard Operating Procedure HW-24, Rev. 4, September 2014, and best professional judgment. Data qualifier definitions are as follows:

U The analyte was analyzed for, but not detected above the reported sample quantitation limit.

R The sample results are rejected (qualified as unusable) due to serious deficiencies in the ability to analyze the sample and meet quality control criteria. The presence or absence of the analyte cannot be verified.

J The analyte was positively identified. The associated value is an estimated quantity.

J^- The result is an estimated quantity, but the result may be biased low.

J^+ The result is an estimated quantity, but the result may be biased high.

UJ The analyte was not detected above the reported sample quantitation limit. However, the reported quantitation limit is approximate and may or may not represent the actual limit of quantitation necessary to accurately and precisely measure the analyte in the sample.

Validation consisted of checking and verifying that the criteria listed below were within acceptable QC limits.

- Holding Time
- Surrogate Recovery
- Laboratory Control Sample (LCS)
- Blank Contamination
- Instrument Tune
- Calibrations
- Internal Standards
- Duplicates

Holding Times
All samples were analyzed within specified holding times.

Surrogate Recovery
All recoveries were within limits.

Blank Contamination
No qualifications were required.

Laboratory Control Sample
Methyl acetate exhibited high recovery in the LCS/LCSD. Because methyl acetate was not detected in the samples qualification was not required.

Instrument Tune
All criteria were met.

Calibrations
Bromomethane, chloroethane and 2-hexanone were qualified as estimated (UJ) in samples MODTB-021318 and TB-021318 for exceeding the %D criteria in the continuing calibration.

Internal Standards
All internal standard area responses were within limits.

Duplicates
Bromoform, 1,1,2,2-tetrachloroethane, 1,2,3-trichlorobenzene, 1,2-dibromo-3-chloropropane, MTBE, dibromochloromethane and trans-1,3-dichloropropene exceeded laboratory precision criteria in the LCS/LCSD and were qualified as estimated (UJ) in MODTB-021318 and TB-021318.

Miscellaneous
Both samples were analyzed undiluted. However, the method detection limits (MDLs) for 1,2-dibromoethane and 1,2-dibromo-3-chloropropane were above the regulatory standard for the groundwater samples.

Reviewed by: Cecelia N. Minch **Date:** 5/15/2018

Cecelia N. Minch

Tetra Tech Inc.
Data Validation Report
Lockheed-North Plainfield

Laboratory	Report No.	Sample Identification
TestAmerica	460-151079-1	MW-1S-A, MW-1S-B, MW-1I, MW-2D, MW-2I, MW-3D, MW-501S, MW-501I, MW-502S, MW-502I, MW-503S, MW-503I, MW-505S, MW-505I, MW-506S, MW-506I, MW-507S, MW-507I, MW-508S, MW-508D, MW-532S, MW-532D, MW-544S, MW-544I, MW-544D, MW-545S, MW-545I, MW-545D, MW-546S, MW-546I, MW-546D, MW-547S, MW-547I, MW-547D, MW-549S, MW-549I, MW-550S, MW-550I, PZ-521S, PZ-521I, PZ-522S, PZ-522I, PZ-522D, PZ-524I, PZ-524S, PZ-524D, DUP-01, DUP-02, DUP-03, DUP-04, DUP-05, SW-1, SW-2, SW-3, SW-4, MW-545I-RPP, PZ-522I-RPP, DUP-06-RPP, FB-022718, TB-022718, TB-022718-RPP, DUP-07

Sixty-two aqueous samples, including seven field duplicates, one field blank and two trip blanks, were collected February 27, 2018 and analyzed by TestAmerica for volatile compounds using Data of Known Quality (DKQ) protocols. A screening review was performed by a USEPA Region II certified data validator using the criteria specified in Data of Known Quality Protocols Technical Guidance, Data Quality Assessment and Data Usability Evaluation Technical Guidance, in conjunction with Standard Operating Procedure HW-24, Rev. 4, September 2014, and best professional judgment. Data qualifier definitions are as follows:

U The analyte was analyzed for, but not detected above the reported sample quantitation limit.

R The sample results are rejected (qualified as unusable) due to serious deficiencies in the ability to analyze the sample and meet quality control criteria. The presence or absence of the analyte cannot be verified.

J The analyte was positively identified. The associated value is an estimated quantity.

J^- The result is an estimated quantity, but the result may be biased low.

J^+ The result is an estimated quantity, but the result may be biased high.

UJ The analyte was not detected above the reported sample quantitation limit. However, the reported quantitation limit is approximate and may or may not represent the actual limit of quantitation necessary to accurately and precisely measure the analyte in the sample.

Validation consisted of checking and verifying that the criteria listed below were within acceptable QC limits.

- Holding Time
- Surrogate Recovery
- Laboratory Control Sample (LCS)
- Blank Contamination
- Instrument Tune
- Calibrations
- Internal Standards
- Duplicates

Holding Times
All samples were analyzed within specified holding times.

Surrogate Recovery
All recoveries were within limits.

Blank Contamination
The following analytes were qualified "U" at the reported concentration due to contamination in an associated QC blank.

Acetone: MW-1S-A, MW-1S-B, MW-1I, MW-2D, MW-3D, MW-501S, MW-501I, MW-502S, MW-502I, MW-503S, MW-503I, MW-505S, MW-505I, MW-506S, SW-3

Methylene chloride: MW-1S-A, MW-1S-B, MW-1I, MW-2D, MW-2I, MW-3D, MW-501S, MW-501I, MW-502S, MW-502I, MW-503S, MW-503I, MW-505S, MW-505I, MW-506S, MW-506I, MW-507S, MW-507I, MW-508S, MW-508D, MW-532S, MW-532D, MW-544S, MW-544I, MW-544D, MW-545S, MW-545I, MW-545D, MW-546S, MW-546I, MW-546D, MW-547S, MW-547I, MW-547D, MW-549S, MW-549I, MW-550S, MW-550I, PZ-521S, PZ-521I, PZ-522S, PZ-522I, PZ-522D, PZ-524I, PZ-524S, PZ-524D, DUP-01, DUP-02, DUP-03, DUP-04, DUP-05, SW-1, SW-2, SW-3, SW-4, DUP-07

Laboratory Control Sample
Recoveries of all LCS analyses were within limits.

Instrument Tune
All criteria were met.

Calibrations
The following compounds were qualified as estimated (J/UJ) for exceeding the %D criteria in an associated continuing calibration.

Trichlorofluoromethane, bromoform: MW-1S-A, MW-1S-B, MW-1I, MW-2D, MW-3D, MW-501S, MW-501I, MW-502S, MW-502I, MW-503S, MW-503I, MW-505S, MW-505I, MW-506S

Bromomethane: MW-506I, MW-507S, MW-507I, MW-508S, MW-508D, MW-532S, MW-532D, MW-545S, MW-545I, MW-545D, MW-546S, MW-546I, MW-546D, MW-547S, MW-547I, MW-547D, MW-549S

Dichlorodifluoromethane: MW-2I, SW-2, SW-3, SW-4, FB-022718, TB-022718, DUP-07

Duplicates
1,4-Dioxane exceeded laboratory precision criteria in one of the LCS/LCSD pairs and was qualified as estimated (UJ) in samples MW-544S, MW-544I, MW-544D, MW-549I, MW-550S, MW-550I, PZ-521S, PZ-521I, PZ-522S, PZ-522I, PZ-522D, PZ-524I, PZ-524S, PZ-524D, DUP-01, DUP-02, DUP-03, DUP-04, DUP-05 and SW-1. Precision between field duplicates was evaluated and deemed acceptable if the RPD was below 30% when both sample values were greater than 2 times the reporting limit (RL). If either sample result was less than the control limit (2 times the RL), satisfactory precision was achieved if the difference between the samples was less than the reporting limit. All field duplicate analyses were within the limits of field precision.

Internal Standards
All internal standard area responses were within limits.

Miscellaneous
All samples were analyzed undiluted. However, the method detection limits (MDLs) for 1,2-dibromoethane and 1,2-dibromo-3-chloropropane were above the regulatory standard for the groundwater samples.

Reviewed by: Cecelia N. Minch **Date:** 5/15/2018

Cecelia N. Minch

APPENDIX C — CHECKLISTS FOR THE SUBMISSION OF SAMPLING DATA FOR PDBS

New Jersey Department of Environmental Protection
Checklist for the Submission of Sampling Data for Passive Diffusion Bag Samplers (PDBS)

1. Site: Former Lockheed Electronics Company Site
2. Location: Watchung and North Plainfield, NJ
3. Well Designation: MW-1I
4. Well Permit Number: E201313297

5. Type of Well: ■ Monitoring ☐ Extraction ☐ Residential ☐ Public Supply ☐ Irrigation ☐ Other
6. Well Surface Finish: ☐ Stick Up ■ Flush Mount
7. Location of Measuring Point: ■ Top of Casing ☐ Other (specify) _____
8. **NOTE:** PDBS represent a point sample within the screened interval or open hole of the well. It is critical to know the exact depth within the well where the PDBS is deployed. Well construction specifications, which are typically used to determine where to set the PDBS in the well, are measured in feet below ground surface (fbgs). If the depth interval for PDBS deployment is measured from the reference point identified above, the difference between this reference point and the ground surface must be measured and accounted for to determine the proper depth interval to set the PDBS. Please identify below, any differences between the measuring point identified above and actual ground surface at the well head.

   Distance between measuring point and ground surface (ft.) 0.43 feet below grade
9. Total Well Depth (fbgs) 254.63 (TIC)
10. Screened interval/open hole (fbgs) 245 to 255
11. Well Casing: Diameter: 2 inch Material: ■ PVC ☐ Carbon Steel ☐ Stainless Steel
12. Well Screen (or open hole diameter): Diameter: 2 inch Material: ■ PVC ☐ Carbon Steel ☐ Stainless Steel
13. Screen Size (slot) Screen Slot Size 20 slot

14. Date and Time of Deployment Date: 2/13/18 Time: 10:10
15. Depth to Ground Water Depth to ground water at time of deployment 72.31 feet below TIC
16. Date and Time of Retrieval Date: 2/27/18 Time: 9:25
17. Depth to Ground Water Depth to ground water at time of retrieval 68.49 feet below TIC
18. Type of Deployment Line Used Diameter: 0.25 inch Material: _____
19. Material and Mass (oz.) of PDBS Weight Stainless Steel, approx. 16 oz. (stainless steel recommended)
20. Type of PDBS Used
    ■ Lab Filled (Modified Trip Blank must be taken at time of deployment)
    ☐ Field Filled (Modified equipment blank of fill water must be taken at time of deployment. If PDBS isn't filled at well head, blank must travel with samplers until last sampler is deployed. Blank is then taken.)
21. Dimensions of PDBS Length (in.) 24 inches Diameter (in.) 1.25 inches Filled 220 ml
22. Position of PDBS Weight
    ☐ Attached to bottom of PDBS and suspended in well
    ☐ Attached to bottom of deployment line and suspended in well
    ■ Attached to bottom of deployment line and resting on bottom of well (preferred)
23. Position of PDBS in Well Screen (ft. from measuring point to center of PDBS)

1st PDBS	2nd PDBS	3rd PDBS	4th PDBS
251.93 ft (set on bottom hooks)			
5th PDBS	**6th PDBS**	**7th PDBS**	**8th PDBS**

24. If the saturated portion of the well screen or open hole is greater than 5 feet, has the well been vertically profiled to assess the potential for contaminant stratification?
    ☐ **No**, this well is being profiled during this sampling round
    ■ **Yes**, this well was profiled already. Date when well was profiled: 12/31/13
25. If the saturated portion of the well screen or open hole is greater than 10 feet, has the well been flow tested to assess the potential for vertical flow to be present within the well?
    ■ **No**, flow testing has not been conducted in this well
    ☐ **Yes**, flow testing of this well was conducted. Date of testing: _____
    Type of flow meter used: _____
    Measurements taken every _____ feet **[Please Attach Results]**
26. Weather Conditions During Deployment Temp. 30 ° F Wind None ■ Sunny ☐ Overcast ☐ Raining ☐ Snowing
27. Weather Conditions During Retrieval Temp. 45 ° F Wind Slight ■ Sunny ☐ Overcast ☐ Raining ☐ Snowing
28. Field Sampling Technician: Name(s) and Company (please print clearly)

Name	Company
Jon Byk, Tetra Tech, D. Brockerhoff, Tetra Tech, Priscilla Merta, Tetra Tech	

New Jersey Department of Environmental Protection
Checklist for the Submission of Sampling Data for Passive Diffusion Bag Samplers (PDBS)

1. Site: Former Lockheed Electronics Company Site
2. Location: Watchung and North Plainfield, NJ
3. Well Designation: MW-1S
4. Well Permit Number: E201313296

5. Type of Well: ■ Monitoring ☐ Extraction ☐ Residential ☐ Public Supply ☐ Irrigation ☐ Other
6. Well Surface Finish: ☐ Stick Up ■ Flush Mount
7. Location of Measuring Point: ■ Top of Casing ☐ Other (specify) _____
8. **NOTE:** PDBS represent a point sample within the screened interval or open hole of the well. It is critical to know the exact depth within the well where the PDBS is deployed. Well construction specifications, which are typically used to determine where to set the PDBS in the well, are measured in feet below ground surface (fbgs). If the depth interval for PDBS deployment is measured from the reference point identified above, the difference between this reference point and the ground surface must be measured and accounted for to determine the proper depth interval to set the PDBS. Please identify below, any differences between the measuring point identified above and actual ground surface at the well head.

   Distance between measuring point and ground surface (ft.) 0.32 feet below grade
9. Total Well Depth (fbgs) 179.68 (TIC)
10. Screened interval/open hole (fbgs) 170 to 180
11. Well Casing: Diameter: 2 inch Material: ■ PVC ☐ Carbon Steel ☐ Stainless Steel
12. Well Screen (or open hole diameter): Diameter: 2 inch Material: ■ PVC ☐ Carbon Steel ☐ Stainless Steel
13. Screen Size (slot) Screen Slot Size 20 slot

14. Date and Time of Deployment Date: 2/13/18 Time: 10:05 (A); 10:08 (B)
15. Depth to Ground Water Depth to ground water at time of deployment 69.88 feet below TIC
16. Date and Time of Retrieval Date: 2/27/18 Time: 9:20 (A); 9:22 (B)
17. Depth to Ground Water Depth to ground water at time of retrieval 71.13 feet below TIC
18. Type of Deployment Line Used Diameter: 1/16 inch Material: Teflon coated stainless steel

19. Material and Mass (oz.) of PDBS Weight Stainless Steel, approx. 16 oz. (stainless steel recommended)
20. Type of PDBS Used
    ■ Lab Filled (Modified Trip Blank must be taken at time of deployment)
    ☐ Field Filled (Modified equipment blank of fill water must be taken at time of deployment. If PDBS isn't filled at well head, blank must travel with samplers until last sampler is deployed. Blank is then taken.)
21. Dimensions of PDBS Length (in.) 24 inches Diameter (in.) 1.25 inches Filled 220 ml
22. Position of PDBS Weight
    ☐ Attached to bottom of PDBS and suspended in well
    ☐ Attached to bottom of deployment line and suspended in well
    ■ Attached to bottom of deployment line and resting on bottom of well (preferred)
23. Position of PDBS in Well Screen (ft. from measuring point to center of PDBS)

1st PDBS	2nd PDBS	3rd PDBS	4th PDBS
176.98 ft (Set at bottom hooks)	Set above 1st PDB		

5th PDBS	6th PDBS	7th PDBS	8th PDBS

24. If the saturated portion of the well screen or open hole is greater than 5 feet, has the well been vertically profiled to assess the potential for contaminant stratification?
    ☐ **No**, this well is being profiled during this sampling round
    ■ **Yes**, this well was profiled already. Date when well was profiled: 12/31/13
25. If the saturated portion of the well screen or open hole is greater than 10 feet, has the well been flow tested to assess the potential for vertical flow to be present within the well?
    ■ **No**, flow testing has not been conducted in this well
    ☐ **Yes**, flow testing of this well was conducted. Date of testing: _____
    Type of flow meter used: _____
    Measurements taken every _____ feet **[Please Attach Results]**
26. Weather Conditions During Deployment Temp. 30 ° F Wind None ■ Sunny ☐ Overcast ☐ Raining ☐ Snowing
27. Weather Conditions During Retrieval Temp. 45 ° F Wind Slight ■ Sunny ☐ Overcast ☐ Raining ☐ Snowing

28. Field Sampling Technician: Name(s) and Company (please print clearly)

Name	Company
Jon Byk, Tetra Tech, D. Brockerhoff, Tetra Tech, Priscilla Merta, Tetra Tech	

New Jersey Department of Environmental Protection
Checklist for the Submission of Sampling Data for Passive Diffusion Bag Samplers (PDBS)

1. Site: Former Lockheed Electronics Company Site
2. Location: Watchung and North Plainfield, NJ
3. Well Designation: MW-2I
4. Well Permit Number: E201313299

5. Type of Well: ■ Monitoring ☐ Extraction ☐ Residential ☐ Public Supply ☐ Irrigation ☐ Other
6. Well Surface Finish: ☐ Stick Up ■ Flush Mount
7. Location of Measuring Point: ■ Top of Casing ☐ Other (specify) _____
8. **NOTE:** PDBS represent a point sample within the screened interval or open hole of the well. It is critical to know the exact depth within the well where the PDBS is deployed. Well construction specifications, which are typically used to determine where to set the PDBS in the well, are measured in feet below ground surface (fbgs). If the depth interval for PDBS deployment is measured from the reference point identified above, the difference between this reference point and the ground surface must be measured and accounted for to determine the proper depth interval to set the PDBS. Please identify below, any differences between the measuring point identified above and actual ground surface at the well head.

   Distance between measuring point and ground surface (ft.) 0.22 feet below grade
9. Total Well Depth (fbgs) 97.52 (TIC)
10. Screened interval/open hole (fbgs) 88 to 98
11. Well Casing: Diameter: 2 inch Material: ■ PVC ☐ Carbon Steel ☐ Stainless Steel
12. Well Screen (or open hole diameter): Diameter: 2 inch Material: ■ PVC ☐ Carbon Steel ☐ Stainless Steel
13. Screen Size (slot) Screen Slot Size 20 slot

14. Date and Time of Deployment Date: 2/13/18 Time: 11:25
15. Depth to Ground Water Depth to ground water at time of deployment 18.02 feet below TIC
16. Date and Time of Retrieval Date: 2/27/18 Time: 11:45
17. Depth to Ground Water Depth to ground water at time of retrieval 17.50 feet below TIC
18. Type of Deployment Line Used Diameter: 0.25 inch Material: _____

19. Material and Mass (oz.) of PDBS Weight Stainless Steel, approx. 16 oz. (stainless steel recommended)
20. Type of PDBS Used
    ■ Lab Filled (Modified Trip Blank must be taken at time of deployment)
    ☐ Field Filled (Modified equipment blank of fill water must be taken at time of deployment. If PDBS isn't filled at well head, blank must travel with samplers until last sampler is deployed. Blank is then taken.)
21. Dimensions of PDBS Length (in.) 24 inches Diameter (in.) 1.25 inches Filled 220 ml
22. Position of PDBS Weight
    ☐ Attached to bottom of PDBS and suspended in well
    ☐ Attached to bottom of deployment line and suspended in well
    ■ Attached to bottom of deployment line and resting on bottom of well (preferred)
23. Position of PDBS in Well Screen (ft. from measuring point to center of PDBS)

1st PDBS	2nd PDBS	3rd PDBS	4th PDBS
94.82 ft (set on bottom hooks, 3.5 ft. off bottom)			

5th PDBS	6th PDBS	7th PDBS	8th PDBS

24. If the saturated portion of the well screen or open hole is greater than 5 feet, has the well been vertically profiled to assess the potential for contaminant stratification?
    ☐ **No**, this well is being profiled during this sampling round
    ■ **Yes**, this well was profiled already. Date when well was profiled: 12/31/13
25. If the saturated portion of the well screen or open hole is greater than 10 feet, has the well been flow tested to assess the potential for vertical flow to be present within the well?
    ■ **No**, flow testing has not been conducted in this well
    ☐ **Yes**, flow testing of this well was conducted. Date of testing: _____
    Type of flow meter used: _____
    Measurements taken every _____ feet **[Please Attach Results]**
26. Weather Conditions During Deployment Temp. 30 ° F Wind None ■ Sunny ☐ Overcast ☐ Raining ☐ Snowing
27. Weather Conditions During Retrieval Temp. 45 ° F Wind Slight ■ Sunny ☐ Overcast ☐ Raining ☐ Snowing

28. Field Sampling Technician: Name(s) and Company (please print clearly)

Name	Company
Jon Byk, Tetra Tech, D. Brockerhoff, Tetra Tech, Priscilla Merta, Tetra Tech	

New Jersey Department of Environmental Protection
Checklist for the Submission of Sampling Data for Passive Diffusion Bag Samplers (PDBS)

1. Site: Former Lockheed Electronics Company Site
2. Location: Watchung and North Plainfield, NJ
3. Well Designation: MW-2D
4. Well Permit Number: E201313300

5. Type of Well: ■ Monitoring ☐ Extraction ☐ Residential ☐ Public Supply ☐ Irrigation ☐ Other
6. Well Surface Finish: ☐ Stick Up ■ Flush Mount
7. Location of Measuring Point: ■ Top of Casing ☐ Other (specify) _____
8. **NOTE:** PDBS represent a point sample within the screened interval or open hole of the well. It is critical to know the exact depth within the well where the PDBS is deployed. Well construction specifications, which are typically used to determine where to set the PDBS in the well, are measured in feet below ground surface (fbgs). If the depth interval for PDBS deployment is measured from the reference point identified above, the difference between this reference point and the ground surface must be measured and accounted for to determine the proper depth interval to set the PDBS. Please identify below, any differences between the measuring point identified above and actual ground surface at the well head.

   Distance between measuring point and ground surface (ft.) 0.0 feet below grade
9. Total Well Depth (fbgs) 197.64 (TIC)
10. Screened interval/open hole (fbgs) 188 to 198
11. Well Casing: Diameter: 2 inch Material: ■ PVC ☐ Carbon Steel ☐ Stainless Steel
12. Well Screen (or open hole diameter): Diameter: 2 inch Material: ■ PVC ☐ Carbon Steel ☐ Stainless Steel
13. Screen Size (slot) Screen Slot Size 20 slot

14. Date and Time of Deployment Date: 2/13/18 Time: 11:20
15. Depth to Ground Water Depth to ground water at time of deployment 19.15 feet below TIC
16. Date and Time of Retrieval Date: 2/27/18 Time: 11:40
17. Depth to Ground Water Depth to ground water at time of retrieval 18.68 feet below TIC
18. Type of Deployment Line Used Diameter: 0.25 inch Material: _____

19. Material and Mass (oz.) of PDBS Weight Stainless Steel, approx. 16 oz. (stainless steel recommended)
20. Type of PDBS Used
    ■ Lab Filled (Modified Trip Blank must be taken at time of deployment)
    ☐ Field Filled (Modified equipment blank of fill water must be taken at time of deployment. If PDBS isn't filled at well head, blank must travel with samplers until last sampler is deployed. Blank is then taken.)
21. Dimensions of PDBS Length (in.) 24 inches Diameter (in.) 1.25 inches Filled 220 ml
22. Position of PDBS Weight
    ☐ Attached to bottom of PDBS and suspended in well
    ☐ Attached to bottom of deployment line and suspended in well
    ■ Attached to bottom of deployment line and resting on bottom of well (preferred)
23. Position of PDBS in Well Screen (ft. from measuring point to center of PDBS)

1st PDBS	2nd PDBS	3rd PDBS	4th PDBS
194.94 ft (set on bottom hooks)			
5th PDBS	**6th PDBS**	**7th PDBS**	**8th PDBS**

24. If the saturated portion of the well screen or open hole is greater than 5 feet, has the well been vertically profiled to assess the potential for contaminant stratification?
    ☐ **No**, this well is being profiled during this sampling round
    ■ **Yes**, this well was profiled already. Date when well was profiled: 12/31/13
25. If the saturated portion of the well screen or open hole is greater than 10 feet, has the well been flow tested to assess the potential for vertical flow to be present within the well?
    ■ **No**, flow testing has not been conducted in this well
    ☐ **Yes**, flow testing of this well was conducted. Date of testing: _____
    Type of flow meter used: _____
    Measurements taken every _____ feet **[Please Attach Results]**
26. Weather Conditions During Deployment Temp. 30 ° F Wind None ■ Sunny ☐ Overcast ☐ Raining ☐ Snowing
27. Weather Conditions During Retrieval Temp. 45 ° F Wind Slight ■ Sunny ☐ Overcast ☐ Raining ☐ Snowing

28. Field Sampling Technician: Name(s) and Company (please print clearly)

Name	Company
Jon Byk, Tetra Tech, D. Brockerhoff, Tetra Tech, Priscilla Merta, Tetra Tech	

New Jersey Department of Environmental Protection
Checklist for the Submission of Sampling Data for Passive Diffusion Bag Samplers (PDBS)

1. Site: Former Lockheed Electronics Company Site
2. Location: Watchung and North Plainfield, NJ
3. Well Designation: MW-3D
4. Well Permit Number: E201313298

5. Type of Well: ■ Monitoring ☐ Extraction ☐ Residential ☐ Public Supply ☐ Irrigation ☐ Other
6. Well Surface Finish: ☐ Stick Up ■ Flush Mount
7. Location of Measuring Point: ■ Top of Casing ☐ Other (specify) _____
8. **NOTE:** PDBS represent a point sample within the screened interval or open hole of the well. It is critical to know the exact depth within the well where the PDBS is deployed. Well construction specifications, which are typically used to determine where to set the PDBS in the well, are measured in feet below ground surface (fbgs). If the depth interval for PDBS deployment is measured from the reference point identified above, the difference between this reference point and the ground surface must be measured and accounted for to determine the proper depth interval to set the PDBS. Please identify below, any differences between the measuring point identified above and actual ground surface at the well head.

   Distance between measuring point and ground surface (ft.) 0.32 feet below grade
9. Total Well Depth (fbgs) 348.70 (TIC)
10. Screened interval/open hole (fbgs) 335 to 350
11. Well Casing: Diameter: 2 inch Material: ■ PVC ☐ Carbon Steel ☐ Stainless Steel
12. Well Screen (or open hole diameter): Diameter: 2 inch Material: ■ PVC ☐ Carbon Steel ☐ Stainless Steel
13. Screen Size (slot) Screen Slot Size 20 slot

14. Date and Time of Deployment Date: 2/13/18 Time: 10:45
15. Depth to Ground Water Depth to ground water at time of deployment 126.30 feet below TIC
16. Date and Time of Retrieval Date: 2/27/18 Time: 10:00
17. Depth to Ground Water Depth to ground water at time of retrieval 125.75 feet below TIC
18. Type of Deployment Line Used Diameter: 0.25 inch Material: _____

19. Material and Mass (oz.) of PDBS Weight Stainless Steel, approx. 32 oz. (stainless steel recommended)
20. Type of PDBS Used
    ■ Lab Filled (Modified Trip Blank must be taken at time of deployment)
    ☐ Field Filled (Modified equipment blank of fill water must be taken at time of deployment. If PDBS isn't filled at well head, blank must travel with samplers until last sampler is deployed. Blank is then taken.)
21. Dimensions of PDBS Length (in.) 24 inches Diameter (in.) 1.25 inches Filled 220 ml
22. Position of PDBS Weight
    ☐ Attached to bottom of PDBS and suspended in well
    ☐ Attached to bottom of deployment line and suspended in well
    ■ Attached to bottom of deployment line and resting on bottom of well (preferred)
23. Position of PDBS in Well Screen (ft. from measuring point to center of PDBS)

1st PDBS	2nd PDBS	3rd PDBS	4th PDBS
336 ft			

(Set on top of hooks 3 sets of hooks - used top set)

5th PDBS	6th PDBS	7th PDBS	8th PDBS

24. If the saturated portion of the well screen or open hole is greater than 5 feet, has the well been vertically profiled to assess the potential for contaminant stratification?
    ☐ **No**, this well is being profiled during this sampling round
    ■ **Yes**, this well was profiled already. Date when well was profiled: 12/31/13
25. If the saturated portion of the well screen or open hole is greater than 10 feet, has the well been flow tested to assess the potential for vertical flow to be present within the well?
    ■ **No**, flow testing has not been conducted in this well
    ☐ **Yes**, flow testing of this well was conducted. Date of testing: _____
    Type of flow meter used: _____
    Measurements taken every _____ feet **[Please Attach Results]**
26. Weather Conditions During Deployment Temp. 30 ° F Wind None ■ Sunny ☐ Overcast ☐ Raining ☐ Snowing
27. Weather Conditions During Retrieval Temp. 45 ° F Wind Slight ■ Sunny ☐ Overcast ☐ Raining ☐ Snowing

28. Field Sampling Technician: Name(s) and Company (please print clearly)

Name	Company
Jon Byk, Tetra Tech, D. Brockerhoff, Tetra Tech, Priscilla Merta, Tetra Tech	

New Jersey Department of Environmental Protection
Checklist for the Submission of Sampling Data for Passive Diffusion Bag Samplers (PDBS)

1. Site: Former Lockheed Electronics Company Site
2. Location: Watchung and North Plainfield, NJ
3. Well Designation: MW-501S
4. Well Permit Number: 25-43364

5. Type of Well: ■ Monitoring ☐ Extraction ☐ Residential ☐ Public Supply ☐ Irrigation ☐ Other
6. Well Surface Finish: ☐ Stick Up ■ Flush Mount
7. Location of Measuring Point: ■ Top of Casing ☐ Other (specify) _____
8. **NOTE:** PDBS represent a point sample within the screened interval or open hole of the well. It is critical to know the exact depth within the well where the PDBS is deployed. Well construction specifications, which are typically used to determine where to set the PDBS in the well, are measured in feet below ground surface (fbgs). If the depth interval for PDBS deployment is measured from the reference point identified above, the difference between this reference point and the ground surface must be measured and accounted for to determine the proper depth interval to set the PDBS. Please identify below, any differences between the measuring point identified above and actual ground surface at the well head.

   Distance between measuring point and ground surface (ft.) 0.62 feet below grade
9. Total Well Depth (fbgs) 13.90 (TIC)
10. Screened interval/open hole (fbgs) 8 to 18
11. Well Casing: Diameter: 2 inch Material: ■ PVC ☐ Carbon Steel ☐ Stainless Steel
12. Well Screen (or open hole diameter): Diameter: 2 inch Material: ■ PVC ☐ Carbon Steel ☐ Stainless Steel
13. Screen Size (slot) Screen Slot Size _____

14. Date and Time of Deployment Date: 2/13/18 Time: 8:30
15. Depth to Ground Water Depth to ground water at time of deployment 4.50 feet below TIC
16. Date and Time of Retrieval Date: 2/27/18 Time: 8:00
17. Depth to Ground Water Depth to ground water at time of retrieval 3.87 feet below TIC
18. Type of Deployment Line Used Diameter: 0.25 inch Material: Nylon line

19. Material and Mass (oz.) of PDBS Weight Stainless Steel, approx. 12 oz. (stainless steel recommended)
20. Type of PDBS Used
    ■ Lab Filled (Modified Trip Blank must be taken at time of deployment)
    ☐ Field Filled (Modified equipment blank of fill water must be taken at time of deployment. If PDBS isn't filled at well head, blank must travel with samplers until last sampler is deployed. Blank is then taken.)
21. Dimensions of PDBS Length (in.) 24 inches Diameter (in.) 1.25 inches Filled 220 ml
22. Position of PDBS Weight
    ☐ Attached to bottom of PDBS and suspended in well
    ☐ Attached to bottom of deployment line and suspended in well
    ■ Attached to bottom of deployment line and resting on bottom of well (preferred)
23. Position of PDBS in Well Screen (ft. from measuring point to center of PDBS)

1st PDBS	2nd PDBS	3rd PDBS	4th PDBS
approx. 9.1 ft bgs			
5th PDBS	**6th PDBS**	**7th PDBS**	**8th PDBS**

24. If the saturated portion of the well screen or open hole is greater than 5 feet, has the well been vertically profiled to assess the potential for contaminant stratification?
    ☐ **No**, this well is being profiled during this sampling round
    ☐ **Yes**, this well was profiled already. Date when well was profiled: _____
25. If the saturated portion of the well screen or open hole is greater than 10 feet, has the well been flow tested to assess the potential for vertical flow to be present within the well?
    ■ **No**, flow testing has not been conducted in this well
    ☐ **Yes**, flow testing of this well was conducted. Date of testing: _____
    Type of flow meter used: _____
    Measurements taken every _____ feet **[Please Attach Results]**
26. Weather Conditions During Deployment Temp. 30 ° F Wind None ■ Sunny ☐ Overcast ☐ Raining ☐ Snowing
27. Weather Conditions During Retrieval Temp. 45 ° F Wind Slight ■ Sunny ☐ Overcast ☐ Raining ☐ Snowing

28. Field Sampling Technician: Name(s) and Company (please print clearly)

Name	Company
Jon Byk, Tetra Tech, D. Brockerhoff, Tetra Tech, Priscilla Merta, Tetra Tech	

New Jersey Department of Environmental Protection
Checklist for the Submission of Sampling Data for Passive Diffusion Bag Samplers (PDBS)

1. Site: Former Lockheed Electronics Company Site
2. Location: Watchung and N
3. Well Designation: MW-501I
4. Well Permit Number: 25-43363

5. Type of Well: ■ Monitoring ☐ Extraction ☐ Residential ☐ Public Supply ☐ Irrigation ☐ Other
6. Well Surface Finish: ☐ Stick Up ■ Flush Mount
7. Location of Measuring Point: ■ Top of Casing ☐ Other (specify) _____
8. **NOTE:** PDBS represent a point sample within the screened interval or open hole of the well. It is critical to know the exact depth within the well where the PDBS is deployed. Well construction specifications, which are typically used to determine where to set the PDBS in the well, are measured in feet below ground surface (fbgs). If the depth interval for PDBS deployment is measured from the reference point identified above, the difference between this reference point and the ground surface must be measured and accounted for to determine the proper depth interval to set the PDBS. Please identify below, any differences between the measuring point identified above and actual ground surface at the well head.

   Distance between measuring point and ground surface (ft.) 0.44 feet below grade
9. Total Well Depth (fbgs) 73.40 (TIC)
10. Screened interval/open hole (fbgs) 64.5 to 74.5
11. Well Casing: Diameter: 2 inch Material: ■ PVC ☐ Carbon Steel ☐ Stainless Steel
12. Well Screen (or open hole diameter): Diameter: 2 inch Material: ■ PVC ☐ Carbon Steel ☐ Stainless Steel
13. Screen Size (slot) Screen Slot Size _____

14. Date and Time of Deployment Date: 2/13/18 Time: 8:35
15. Depth to Ground Water Depth to ground water at time of deployment 10.24 feet below TIC
16. Date and Time of Retrieval Date: 2/27/18 Time: 8:05
17. Depth to Ground Water Depth to ground water at time of retrieval 9.50 feet below TIC
18. Type of Deployment Line Used Diameter: 0.25 inch Material: Nylon line

19. Material and Mass (oz.) of PDBS Weight Stainless Steel, approx. 12 oz. (stainless steel recommended)
20. Type of PDBS Used
    ■ Lab Filled (Modified Trip Blank must be taken at time of deployment)
    ☐ Field Filled (Modified equipment blank of fill water must be taken at time of deployment. If PDBS isn't filled at well head, blank must travel with samplers until last sampler is deployed. Blank is then taken.)
21. Dimensions of PDBS Length (in.) 24 inches Diameter (in.) 1.25 inches Filled 220 ml
22. Position of PDBS Weight
    ☐ Attached to bottom of PDBS and suspended in well
    ☐ Attached to bottom of deployment line and suspended in well
    ■ Attached to bottom of deployment line and resting on bottom of well (preferred)
23. Position of PDBS in Well Screen (ft. from measuring point to center of PDBS)

1st PDBS	2nd PDBS	3rd PDBS	4th PDBS
approx. 68.4 ft bgs			

5th PDBS	6th PDBS	7th PDBS	8th PDBS

24. If the saturated portion of the well screen or open hole is greater than 5 feet, has the well been vertically profiled to assess the potential for contaminant stratification?
    ☐ **No**, this well is being profiled during this sampling round
    ☐ **Yes**, this well was profiled already. Date when well was profiled: _____
25. If the saturated portion of the well screen or open hole is greater than 10 feet, has the well been flow tested to assess the potential for vertical flow to be present within the well?
    ■ **No**, flow testing has not been conducted in this well
    ☐ **Yes**, flow testing of this well was conducted. Date of testing: _____
    Type of flow meter used: _____
    Measurements taken every _____ feet **[Please Attach Results]**
26. Weather Conditions During Deployment Temp. 30 ° F Wind None ■ Sunny ☐ Overcast ☐ Raining ☐ Snowing
27. Weather Conditions During Retrieval Temp. 45 ° F Wind Slight ■ Sunny ☐ Overcast ☐ Raining ☐ Snowing

28. Field Sampling Technician: Name(s) and Company (please print clearly)

Name	Company
Jon Byk, Tetra Tech, D. Brockerhoff, Tetra Tech, Priscilla Merta, Tetra Tech	

New Jersey Department of Environmental Protection
Checklist for the Submission of Sampling Data for Passive Diffusion Bag Samplers (PDBS)

1. Site: Former Lockheed Electronics Company Site
2. Location: Watchung and North Plainfield, NJ
3. Well Designation: MW-502S
4. Well Permit Number: 25-43366

5. Type of Well: ■ Monitoring ☐ Extraction ☐ Residential ☐ Public Supply ☐ Irrigation ☐ Other
6. Well Surface Finish: ☐ Stick Up ■ Flush Mount
7. Location of Measuring Point: ■ Top of Casing ☐ Other (specify) _____
8. **NOTE:** PDBS represent a point sample within the screened interval or open hole of the well. It is critical to know the exact depth within the well where the PDBS is deployed. Well construction specifications, which are typically used to determine where to set the PDBS in the well, are measured in feet below ground surface (fbgs). If the depth interval for PDBS deployment is measured from the reference point identified above, the difference between this reference point and the ground surface must be measured and accounted for to determine the proper depth interval to set the PDBS. Please identify below, any differences between the measuring point identified above and actual ground surface at the well head.

   Distance between measuring point and ground surface (ft.) 0.35 feet below grade
9. Total Well Depth (fbgs) 18.51 (TIC)
10. Screened interval/open hole (fbgs) 8 to 18
11. Well Casing: Diameter: 2 inch Material: ■ PVC ☐ Carbon Steel ☐ Stainless Steel
12. Well Screen (or open hole diameter): Diameter: 2 inch Material: ■ PVC ☐ Carbon Steel ☐ Stainless Steel
13. Screen Size (slot) Screen Slot Size _____

14. Date and Time of Deployment Date: 2/13/18 Time: 15:30
15. Depth to Ground Water Depth to ground water at time of deployment 1.05 feet below TIC
16. Date and Time of Retrieval Date: 2/27/18 Time: 8:30
17. Depth to Ground Water Depth to ground water at time of retrieval 0.81 feet below TIC
18. Type of Deployment Line Used Diameter: 0.25 inch Material: Nylon line

19. Material and Mass (oz.) of PDBS Weight Stainless Steel, approx. 16 oz. (stainless steel recommended)
20. Type of PDBS Used
    ■ Lab Filled (Modified Trip Blank must be taken at time of deployment)
    ☐ Field Filled (Modified equipment blank of fill water must be taken at time of deployment. If PDBS isn't filled at well head, blank must travel with samplers until last sampler is deployed. Blank is then taken.)
21. Dimensions of PDBS Length (in.) 24 inches Diameter (in.) 1.25 inches Filled 220 ml
22. Position of PDBS Weight
    ☐ Attached to bottom of PDBS and suspended in well
    ☐ Attached to bottom of deployment line and suspended in well
    ■ Attached to bottom of deployment line and resting on bottom of well (preferred)
23. Position of PDBS in Well Screen (ft. from measuring point to center of PDBS)

1st PDBS	2nd PDBS	3rd PDBS	4th PDBS
approx. 11.5 ft bgs			

5th PDBS	6th PDBS	7th PDBS	8th PDBS

24. If the saturated portion of the well screen or open hole is greater than 5 feet, has the well been vertically profiled to assess the potential for contaminant stratification?
    ☐ **No**, this well is being profiled during this sampling round
    ☐ **Yes**, this well was profiled already. Date when well was profiled: _____
25. If the saturated portion of the well screen or open hole is greater than 10 feet, has the well been flow tested to assess the potential for vertical flow to be present within the well?
    ■ **No**, flow testing has not been conducted in this well
    ☐ **Yes**, flow testing of this well was conducted. Date of testing: _____
    Type of flow meter used: _____
    Measurements taken every _____ feet **[Please Attach Results]**
26. Weather Conditions During Deployment Temp. 30 ° F Wind None ■ Sunny ☐ Overcast ☐ Raining ☐ Snowing
27. Weather Conditions During Retrieval Temp. 45 ° F Wind Slight ■ Sunny ☐ Overcast ☐ Raining ☐ Snowing

28. Field Sampling Technician: Name(s) and Company (please print clearly)

Name	Company
Jon Byk, D. Brockerhoff, Priscilla Merta	Tetra Tech

New Jersey Department of Environmental Protection
Checklist for the Submission of Sampling Data for Passive Diffusion Bag Samplers (PDBS)

1. Site: Former Lockheed Electronics Company Site
2. Location: Watchung and North Plainfield, NJ
3. Well Designation: MW-502I
4. Well Permit Number: 25-43365

5. Type of Well: ■ Monitoring ☐ Extraction ☐ Residential ☐ Public Supply ☐ Irrigation ☐ Other
6. Well Surface Finish: ☐ Stick Up ■ Flush Mount
7. Location of Measuring Point: ■ Top of Casing ☐ Other (specify) _____
8. **NOTE:** PDBS represent a point sample within the screened interval or open hole of the well. It is critical to know the exact depth within the well where the PDBS is deployed. Well construction specifications, which are typically used to determine where to set the PDBS in the well, are measured in feet below ground surface (fbgs). If the depth interval for PDBS deployment is measured from the reference point identified above, the difference between this reference point and the ground surface must be measured and accounted for to determine the proper depth interval to set the PDBS. Please identify below, any differences between the measuring point identified above and actual ground surface at the well head.

   Distance between measuring point and ground surface (ft.) 0.35 feet below grade
9. Total Well Depth (fbgs) 73.75 (TIC)
10. Screened interval/open hole (fbgs) 64.7 to 74.7
11. Well Casing: Diameter: 2 inch Material: ■ PVC ☐ Carbon Steel ☐ Stainless Steel
12. Well Screen (or open hole diameter): Diameter: 2 inch Material: ■ PVC ☐ Carbon Steel ☐ Stainless Steel
13. Screen Size (slot) Screen Slot Size _____

14. Date and Time of Deployment Date: 2/13/18 Time: 15:35
15. Depth to Ground Water Depth to ground water at time of deployment 1.86 feet below TIC
16. Date and Time of Retrieval Date: 2/27/18 Time: 8:35
17. Depth to Ground Water Depth to ground water at time of retrieval 1.67 feet below TIC
18. Type of Deployment Line Used Diameter: 0.25 inch Material: Nylon line

19. Material and Mass (oz.) of PDBS Weight Stainless Steel, approx. 16 oz. (stainless steel recommended)
20. Type of PDBS Used
    ■ Lab Filled (Modified Trip Blank must be taken at time of deployment)
    ☐ Field Filled (Modified equipment blank of fill water must be taken at time of deployment. If PDBS isn't filled at well head, blank must travel with samplers until last sampler is deployed. Blank is then taken.)
21. Dimensions of PDBS Length (in.) 24 inches Diameter (in.) 1.25 inches Filled 220 ml
22. Position of PDBS Weight
    ☐ Attached to bottom of PDBS and suspended in well
    ☐ Attached to bottom of deployment line and suspended in well
    ■ Attached to bottom of deployment line and resting on bottom of well (preferred)
23. Position of PDBS in Well Screen (ft. from measuring point to center of PDBS)

1st PDBS	2nd PDBS	3rd PDBS	4th PDBS
approx. 68.75 (center of screen)			
5th PDBS	**6th PDBS**	**7th PDBS**	**8th PDBS**

24. If the saturated portion of the well screen or open hole is greater than 5 feet, has the well been vertically profiled to assess the potential for contaminant stratification?
    ☐ **No**, this well is being profiled during this sampling round
    ☐ **Yes**, this well was profiled already. Date when well was profiled: _____
25. If the saturated portion of the well screen or open hole is greater than 10 feet, has the well been flow tested to assess the potential for vertical flow to be present within the well?
    ■ **No**, flow testing has not been conducted in this well
    ☐ **Yes**, flow testing of this well was conducted. Date of testing: _____
    Type of flow meter used: _____
    Measurements taken every _____ feet **[Please Attach Results]**
26. Weather Conditions During Deployment Temp. 30 ° F Wind None ■ Sunny ☐ Overcast ☐ Raining ☐ Snowing
27. Weather Conditions During Retrieval Temp. 45 ° F Wind Slight ■ Sunny ☐ Overcast ☐ Raining ☐ Snowing

28. Field Sampling Technician: Name(s) and Company (please print clearly)

Name	Company
Jon Byk, Tetra Tech, D. Brockerhoff, Tetra Tech, Priscilla Merta, Tetra Tech	

New Jersey Department of Environmental Protection
Checklist for the Submission of Sampling Data for Passive Diffusion Bag Samplers (PDBS)

1. Site: Former Lockheed Electronics Company Site
2. Location: Watchung and North Plainfield, NJ
3. Well Designation: MW-503S
4. Well Permit Number: 25-43368

5. Type of Well: ■Monitoring ☐Extraction ☐Residential ☐Public Supply ☐Irrigation ☐Other
6. Well Surface Finish: ☐Stick Up ■Flush Mount
7. Location of Measuring Point: ■Top of Casing ☐Other (specify) _____
8. **NOTE:** PDBS represent a point sample within the screened interval or open hole of the well. It is critical to know the exact depth within the well where the PDBS is deployed. Well construction specifications, which are typically used to determine where to set the PDBS in the well, are measured in feet below ground surface (fbgs). If the depth interval for PDBS deployment is measured from the reference point identified above, the difference between this reference point and the ground surface must be measured and accounted for to determine the proper depth interval to set the PDBS. Please identify below, any differences between the measuring point identified above and actual ground surface at the well head.

   Distance between measuring point and ground surface (ft.) 0.28 feet below grade
9. Total Well Depth (fbgs) 23.35 (TIC)
10. Screened interval/open hole (fbgs) 8.7 to 23.7
11. Well Casing: Diameter: 2 inch Material: ■PVC ☐Carbon Steel ☐Stainless Steel
12. Well Screen (or open hole diameter): Diameter: 2 inch Material: ■PVC ☐Carbon Steel ☐Stainless Steel
13. Screen Size (slot) Screen Slot Size _____

14. Date and Time of Deployment Date: 2/13/18 Time: 9:00
15. Depth to Ground Water Depth to ground water at time of deployment 4.38 feet below TIC
16. Date and Time of Retrieval Date: 2/27/18 Time: 8:20
17. Depth to Ground Water Depth to ground water at time of retrieval 4.13 feet below TIC
18. Type of Deployment Line Used Diameter: 0.25 inch Material: Nylon line

19. Material and Mass (oz.) of PDBS Weight Stainless Steel, approx. 16 oz. (stainless steel recommended)
20. Type of PDBS Used
    ■Lab Filled (Modified Trip Blank must be taken at time of deployment)
    ☐Field Filled (Modified equipment blank of fill water must be taken at time of deployment. If PDBS isn't filled at well head, blank must travel with samplers until last sampler is deployed. Blank is then taken.)
21. Dimensions of PDBS Length (in.) 24 inches Diameter (in.) 1.25 inches Filled 220 ml
22. Position of PDBS Weight
    ☐Attached to bottom of PDBS and suspended in well
    ☐Attached to bottom of deployment line and suspended in well
    ■Attached to bottom of deployment line and resting on bottom of well (preferred)
23. Position of PDBS in Well Screen (ft. from measuring point to center of PDBS)

1st PDBS	2nd PDBS	3rd PDBS	4th PDBS
9.6 feet below TOC			

(10.55 feet well depth, set 2.5' off bottom)

5th PDBS	6th PDBS	7th PDBS	8th PDBS

24. If the saturated portion of the well screen or open hole is greater than 5 feet, has the well been vertically profiled to assess the potential for contaminant stratification?
    ☐**No**, this well is being profiled during this sampling round
    ☐**Yes**, this well was profiled already. Date when well was profiled: _____
25. If the saturated portion of the well screen or open hole is greater than 10 feet, has the well been flow tested to assess the potential for vertical flow to be present within the well?
    ■**No**, flow testing has not been conducted in this well
    ☐**Yes**, flow testing of this well was conducted. Date of testing: _____
    Type of flow meter used: _____
    Measurements taken every _____ feet **[Please Attach Results]**
26. Weather Conditions During Deployment Temp. 30 ° F Wind None ■Sunny ☐Overcast ☐Raining ☐Snowing
27. Weather Conditions During Retrieval Temp. 45 ° F Wind Slight ■Sunny ☐Overcast ☐Raining ☐Snowing

28. Field Sampling Technician: Name(s) and Company (please print clearly)

Name	Company
Jon Byk, D. Brockerhoff, Priscilla Merta	Tetra Tech

New Jersey Department of Environmental Protection
Checklist for the Submission of Sampling Data for Passive Diffusion Bag Samplers (PDBS)

1. Site: Former Lockheed Electronics Company Site
2. Location: Watchung and North Plainfield, NJ
3. Well Designation: MW-503I
4. Well Permit Number: 25-43367

5. Type of Well: ■ Monitoring ☐ Extraction ☐ Residential ☐ Public Supply ☐ Irrigation ☐ Other
6. Well Surface Finish: ☐ Stick Up ■ Flush Mount
7. Location of Measuring Point: ■ Top of Casing ☐ Other (specify) _____
8. **NOTE:** PDBS represent a point sample within the screened interval or open hole of the well. It is critical to know the exact depth within the well where the PDBS is deployed. Well construction specifications, which are typically used to determine where to set the PDBS in the well, are measured in feet below ground surface (fbgs). If the depth interval for PDBS deployment is measured from the reference point identified above, the difference between this reference point and the ground surface must be measured and accounted for to determine the proper depth interval to set the PDBS. Please identify below, any differences between the measuring point identified above and actual ground surface at the well head.

   Distance between measuring point and ground surface (ft.) 0.05 feet below grade
9. Total Well Depth (fbgs) 69.94 (TIC)
10. Screened interval/open hole (fbgs) 61.5 to 71.5
11. Well Casing: Diameter: 2 inch Material: ■ PVC ☐ Carbon Steel ☐ Stainless Steel
12. Well Screen (or open hole diameter): Diameter: 2 inch Material: ■ PVC ☐ Carbon Steel ☐ Stainless Steel
13. Screen Size (slot) Screen Slot Size _____

14. Date and Time of Deployment Date: 2/13/18 Time: 9:05
15. Depth to Ground Water Depth to ground water at time of deployment 4.15 feet below TIC
16. Date and Time of Retrieval Date: 2/27/18 Time: 8:25
17. Depth to Ground Water Depth to ground water at time of retrieval 3.74 feet below TIC
18. Type of Deployment Line Used Diameter: 0.25 inch Material: Nylon line

19. Material and Mass (oz.) of PDBS Weight Stainless Steel, approx. 16 oz. (stainless steel recommended)
20. Type of PDBS Used
    ■ Lab Filled (Modified Trip Blank must be taken at time of deployment)
    ☐ Field Filled (Modified equipment blank of fill water must be taken at time of deployment. If PDBS isn't filled at well head, blank must travel with samplers until last sampler is deployed. Blank is then taken.)
21. Dimensions of PDBS Length (in.) 24 inches Diameter (in.) 1.25 inches Filled 220 ml
22. Position of PDBS Weight
    ☐ Attached to bottom of PDBS and suspended in well
    ☐ Attached to bottom of deployment line and suspended in well
    ■ Attached to bottom of deployment line and resting on bottom of well (preferred)
23. Position of PDBS in Well Screen (ft. from measuring point to center of PDBS)

1st PDBS	2nd PDBS	3rd PDBS	4th PDBS
approx. 64.94 ft (center of screen)			
5th PDBS	**6th PDBS**	**7th PDBS**	**8th PDBS**

24. If the saturated portion of the well screen or open hole is greater than 5 feet, has the well been vertically profiled to assess the potential for contaminant stratification?
    ☐ **No**, this well is being profiled during this sampling round
    ☐ **Yes**, this well was profiled already. Date when well was profiled: _____
25. If the saturated portion of the well screen or open hole is greater than 10 feet, has the well been flow tested to assess the potential for vertical flow to be present within the well?
    ■ **No**, flow testing has not been conducted in this well
    ☐ **Yes**, flow testing of this well was conducted. Date of testing: _____
    Type of flow meter used: _____
    Measurements taken every _____ feet **[Please Attach Results]**
26. Weather Conditions During Deployment Temp. 30 ° F Wind None ■ Sunny ☐ Overcast ☐ Raining ☐ Snowing
27. Weather Conditions During Retrieval Temp. 45 ° F Wind Slight ■ Sunny ☐ Overcast ☐ Raining ☐ Snowing

28. Field Sampling Technician: Name(s) and Company (please print clearly)

Name	Company
Jon Byk, D. Brockerhoff, Priscilla Merta	Tetra Tech

New Jersey Department of Environmental Protection
Checklist for the Submission of Sampling Data for Passive Diffusion Bag Samplers (PDBS)

1. Site: Former Lockheed Electronics Company Site
2. Location: Watchung and North Plainfield, NJ
3. Well Designation: MW-505S
4. Well Permit Number: 25-43522

5. Type of Well: ■ Monitoring ☐ Extraction ☐ Residential ☐ Public Supply ☐ Irrigation ☐ Other
6. Well Surface Finish: ■ Stick Up ☐ Flush Mount
7. Location of Measuring Point: ■ Top of Casing ☐ Other (specify) _____
8. **NOTE:** PDBS represent a point sample within the screened interval or open hole of the well. It is critical to know the exact depth within the well where the PDBS is deployed. Well construction specifications, which are typically used to determine where to set the PDBS in the well, are measured in feet below ground surface (fbgs). If the depth interval for PDBS deployment is measured from the reference point identified above, the difference between this reference point and the ground surface must be measured and accounted for to determine the proper depth interval to set the PDBS. Please identify below, any differences between the measuring point identified above and actual ground surface at the well head.

   Distance between measuring point and ground surface (ft.) 0.28 feet below grade
9. Total Well Depth (fbgs) 19.70 (TIC)
10. Screened interval/open hole (fbgs) 9.7 to 19.7
11. Well Casing: Diameter: 2 inch Material: ■ PVC ☐ Carbon Steel ☐ Stainless Steel
12. Well Screen (or open hole diameter): Diameter: 2 inch Material: ■ PVC ☐ Carbon Steel ☐ Stainless Steel
13. Screen Size (slot) Screen Slot Size _____

14. Date and Time of Deployment Date: 2/13/18 Time: 14:05
15. Depth to Ground Water Depth to ground water at time of deployment 4.55 feet below TIC
16. Date and Time of Retrieval Date: 2/27/18 Time: 14:25
17. Depth to Ground Water Depth to ground water at time of retrieval 4.38 feet below TIC
18. Type of Deployment Line Used Diameter: 0.25 inch Material: Nylon line

19. Material and Mass (oz.) of PDBS Weight Stainless Steel, approx. 16 oz. (stainless steel recommended)
20. Type of PDBS Used
    ■ Lab Filled (Modified Trip Blank must be taken at time of deployment)
    ☐ Field Filled (Modified equipment blank of fill water must be taken at time of deployment. If PDBS isn't filled at well head, blank must travel with samplers until last sampler is deployed. Blank is then taken.)
21. Dimensions of PDBS Length (in.) 24 inches Diameter (in.) 1.25 inches Filled 220 ml
22. Position of PDBS Weight
    ☐ Attached to bottom of PDBS and suspended in well
    ☐ Attached to bottom of deployment line and suspended in well
    ■ Attached to bottom of deployment line and resting on bottom of well (preferred)
23. Position of PDBS in Well Screen (ft. from measuring point to center of PDBS)

1st PDBS	2nd PDBS	3rd PDBS	4th PDBS
approx. 17.4 ft bgs			
5th PDBS	**6th PDBS**	**7th PDBS**	**8th PDBS**

24. If the saturated portion of the well screen or open hole is greater than 5 feet, has the well been vertically profiled to assess the potential for contaminant stratification?
    ☐ **No**, this well is being profiled during this sampling round
    ☐ **Yes**, this well was profiled already. Date when well was profiled: _____
25. If the saturated portion of the well screen or open hole is greater than 10 feet, has the well been flow tested to assess the potential for vertical flow to be present within the well?
    ■ **No**, flow testing has not been conducted in this well
    ☐ **Yes**, flow testing of this well was conducted. Date of testing: _____
    Type of flow meter used: _____
    Measurements taken every _____ feet **[Please Attach Results]**
26. Weather Conditions During Deployment Temp. 30 ° F Wind None ■ Sunny ☐ Overcast ☐ Raining ☐ Snowing
27. Weather Conditions During Retrieval Temp. 45 ° F Wind Slight ■ Sunny ☐ Overcast ☐ Raining ☐ Snowing

28. Field Sampling Technician: Name(s) and Company (please print clearly)

Name	Company
Jon Byk, D. Brockerhoff, Priscilla Merta	Tetra Tech

New Jersey Department of Environmental Protection
Checklist for the Submission of Sampling Data for Passive Diffusion Bag Samplers (PDBS)

1. Site: Former Lockheed Electronics Company Site
2. Location: Watchung and North Plainfield, NJ
3. Well Designation: MW-505I
4. Well Permit Number: 25-43523

5. Type of Well: ■ Monitoring ☐ Extraction ☐ Residential ☐ Public Supply ☐ Irrigation ☐ Other
6. Well Surface Finish: ■ Stick Up ☐ Flush Mount
7. Location of Measuring Point: ■ Top of Casing ☐ Other (specify) _____
8. **NOTE:** PDBS represent a point sample within the screened interval or open hole of the well. It is critical to know the exact depth within the well where the PDBS is deployed. Well construction specifications, which are typically used to determine where to set the PDBS in the well, are measured in feet below ground surface (fbgs). If the depth interval for PDBS deployment is measured from the reference point identified above, the difference between this reference point and the ground surface must be measured and accounted for to determine the proper depth interval to set the PDBS. Please identify below, any differences between the measuring point identified above and actual ground surface at the well head.

   Distance between measuring point and ground surface (ft.) 0.28 feet below grade
9. Total Well Depth (fbgs) 75.00 (TIC)
10. Screened interval/open hole (fbgs) 65.0 to 75.0
11. Well Casing: Diameter: 2 inch Material: ■ PVC ☐ Carbon Steel ☐ Stainless Steel
12. Well Screen (or open hole diameter): Diameter: 2 inch Material: ■ PVC ☐ Carbon Steel ☐ Stainless Steel
13. Screen Size (slot) Screen Slot Size _____

14. Date and Time of Deployment Date: 2/13/18 Time: 14:10
15. Depth to Ground Water Depth to ground water at time of deployment 3.39 feet below TIC
16. Date and Time of Retrieval Date: 2/27/18 Time: 14:30
17. Depth to Ground Water Depth to ground water at time of retrieval 2.92 feet below TIC
18. Type of Deployment Line Used Diameter: 0.25 inch Material: Nylon line

19. Material and Mass (oz.) of PDBS Weight Stainless Steel, approx. 16 oz. (stainless steel recommended)
20. Type of PDBS Used
    ■ Lab Filled (Modified Trip Blank must be taken at time of deployment)
    ☐ Field Filled (Modified equipment blank of fill water must be taken at time of deployment. If PDBS isn't filled at well head, blank must travel with samplers until last sampler is deployed. Blank is then taken.)
21. Dimensions of PDBS Length (in.) 24 inches Diameter (in.) 1.25 inches Filled 220 ml
22. Position of PDBS Weight
    ☐ Attached to bottom of PDBS and suspended in well
    ☐ Attached to bottom of deployment line and suspended in well
    ■ Attached to bottom of deployment line and resting on bottom of well (preferred)
23. Position of PDBS in Well Screen (ft. from measuring point to center of PDBS)

1st PDBS	2nd PDBS	3rd PDBS	4th PDBS
approx. 72.8 ft bgs			

5th PDBS	6th PDBS	7th PDBS	8th PDBS

24. If the saturated portion of the well screen or open hole is greater than 5 feet, has the well been vertically profiled to assess the potential for contaminant stratification?
    ☐ **No**, this well is being profiled during this sampling round
    ☐ **Yes**, this well was profiled already. Date when well was profiled: _____
25. If the saturated portion of the well screen or open hole is greater than 10 feet, has the well been flow tested to assess the potential for vertical flow to be present within the well?
    ■ **No**, flow testing has not been conducted in this well
    ☐ **Yes**, flow testing of this well was conducted. Date of testing: _____
    Type of flow meter used: _____
    Measurements taken every _____ feet **[Please Attach Results]**
26. Weather Conditions During Deployment Temp. 30 ° F Wind None ■ Sunny ☐ Overcast ☐ Raining ☐ Snowing
27. Weather Conditions During Retrieval Temp. 45 ° F Wind Slight ■ Sunny ☐ Overcast ☐ Raining ☐ Snowing

28. Field Sampling Technician: Name(s) and Company (please print clearly)

Name	Company
Jon Byk, Tetra Tech, D. Brockerhoff, Tetra Tech, Priscilla Merta, Tetra Tech	

New Jersey Department of Environmental Protection
Checklist for the Submission of Sampling Data for Passive Diffusion Bag Samplers (PDBS)

1. Site: Former Lockheed Electronics Company Site
2. Location: Watchung and North Plainfield, NJ
3. Well Designation: MW-506S
4. Well Permit Number: 25-43517

5. Type of Well: ■ Monitoring ☐ Extraction ☐ Residential ☐ Public Supply ☐ Irrigation ☐ Other
6. Well Surface Finish: ☐ Stick Up ■ Flush Mount
7. Location of Measuring Point: ■ Top of Casing ☐ Other (specify) _____
8. **NOTE:** PDBS represent a point sample within the screened interval or open hole of the well. It is critical to know the exact depth within the well where the PDBS is deployed. Well construction specifications, which are typically used to determine where to set the PDBS in the well, are measured in feet below ground surface (fbgs). If the depth interval for PDBS deployment is measured from the reference point identified above, the difference between this reference point and the ground surface must be measured and accounted for to determine the proper depth interval to set the PDBS. Please identify below, any differences between the measuring point identified above and actual ground surface at the well head.

   Distance between measuring point and ground surface (ft.) 0.33 feet below grade
9. Total Well Depth (fbgs) 24.62 (TIC)
10. Screened interval/open hole (fbgs) 14.6 to 24.6
11. Well Casing: Diameter: 2 inch Material: ■ PVC ☐ Carbon Steel ☐ Stainless Steel
12. Well Screen (or open hole diameter): Diameter: 2 inch Material: ■ PVC ☐ Carbon Steel ☐ Stainless Steel
13. Screen Size (slot) Screen Slot Size _____

14. Date and Time of Deployment Date: 2/13/18 Time: 9:20
15. Depth to Ground Water Depth to ground water at time of deployment 8.38 feet below TIC
16. Date and Time of Retrieval Date: 2/27/18 Time: 8:45
17. Depth to Ground Water Depth to ground water at time of retrieval 6.92 feet below TIC
18. Type of Deployment Line Used Diameter: 0.25 inch Material: Nylon line

19. Material and Mass (oz.) of PDBS Weight Stainless Steel, approx. 16 oz. (stainless steel recommended)
20. Type of PDBS Used
    ■ Lab Filled (Modified Trip Blank must be taken at time of deployment)
    ☐ Field Filled (Modified equipment blank of fill water must be taken at time of deployment. If PDBS isn't filled at well head, blank must travel with samplers until last sampler is deployed. Blank is then taken.)
21. Dimensions of PDBS Length (in.) 24 inches Diameter (in.) 1.25 inches Filled 220 ml
22. Position of PDBS Weight
    ☐ Attached to bottom of PDBS and suspended in well
    ☐ Attached to bottom of deployment line and suspended in well
    ■ Attached to bottom of deployment line and resting on bottom of well (preferred)
23. Position of PDBS in Well Screen (ft. from measuring point to center of PDBS)

1st PDBS	2nd PDBS	3rd PDBS	4th PDBS
approx. 21.3 ft bgs			
(collected field duplicate sample DUP-03)			
5th PDBS	**6th PDBS**	**7th PDBS**	**8th PDBS**

24. If the saturated portion of the well screen or open hole is greater than 5 feet, has the well been vertically profiled to assess the potential for contaminant stratification?
    ☐ **No**, this well is being profiled during this sampling round
    ☐ **Yes**, this well was profiled already. Date when well was profiled: _____
25. If the saturated portion of the well screen or open hole is greater than 10 feet, has the well been flow tested to assess the potential for vertical flow to be present within the well?
    ■ **No**, flow testing has not been conducted in this well
    ☐ **Yes**, flow testing of this well was conducted. Date of testing: _____
    Type of flow meter used: _____
    Measurements taken every _____ feet **[Please Attach Results]**
26. Weather Conditions During Deployment Temp. 30 ° F Wind None ■ Sunny ☐ Overcast ☐ Raining ☐ Snowing
27. Weather Conditions During Retrieval Temp. 45 ° F Wind Slight ■ Sunny ☐ Overcast ☐ Raining ☐ Snowing

28. Field Sampling Technician: Name(s) and Company (please print clearly)

Name	Company
Jon Byk, Tetra Tech, D. Brockerhoff, Tetra Tech, Priscilla Merta, Tetra Tech	

New Jersey Department of Environmental Protection
Checklist for the Submission of Sampling Data for Passive Diffusion Bag Samplers (PDBS)

1. Site: Former Lockheed Electronics Company Site
2. Location: Watchung and North Plainfield, NJ
3. Well Designation: MW-506I
4. Well Permit Number: 25-43518

5. Type of Well: ■ Monitoring ☐ Extraction ☐ Residential ☐ Public Supply ☐ Irrigation ☐ Other
6. Well Surface Finish: ☐ Stick Up ■ Flush Mount
7. Location of Measuring Point: ■ Top of Casing ☐ Other (specify) _____
8. **NOTE:** PDBS represent a point sample within the screened interval or open hole of the well. It is critical to know the exact depth within the well where the PDBS is deployed. Well construction specifications, which are typically used to determine where to set the PDBS in the well, are measured in feet below ground surface (fbgs). If the depth interval for PDBS deployment is measured from the reference point identified above, the difference between this reference point and the ground surface must be measured and accounted for to determine the proper depth interval to set the PDBS. Please identify below, any differences between the measuring point identified above and actual ground surface at the well head.

   Distance between measuring point and ground surface (ft.) 0.35 feet below grade
9. Total Well Depth (fbgs) 94.95 (TIC)
10. Screened interval/open hole (fbgs) 89 to 99
11. Well Casing: Diameter: 2 inch Material: ■ PVC ☐ Carbon Steel ☐ Stainless Steel
12. Well Screen (or open hole diameter): Diameter: 2 inch Material: ■ PVC ☐ Carbon Steel ☐ Stainless Steel
13. Screen Size (slot) Screen Slot Size _____

14. Date and Time of Deployment Date: 2/13/18 Time: 9:25
15. Depth to Ground Water Depth to ground water at time of deployment 18.70 feet below TIC
16. Date and Time of Retrieval Date: 2/27/18 Time: 8:50
17. Depth to Ground Water Depth to ground water at time of retrieval 18.22 feet below TIC
18. Type of Deployment Line Used Diameter: 0.25 inch Material: Nylon line

19. Material and Mass (oz.) of PDBS Weight Stainless Steel, approx. 16 oz. (stainless steel recommended)
20. Type of PDBS Used
    ■ Lab Filled (Modified Trip Blank must be taken at time of deployment)
    ☐ Field Filled (Modified equipment blank of fill water must be taken at time of deployment. If PDBS isn't filled at well head, blank must travel with samplers until last sampler is deployed. Blank is then taken.)
21. Dimensions of PDBS Length (in.) 24 inches Diameter (in.) 1.25 inches Filled 220 ml
22. Position of PDBS Weight
    ☐ Attached to bottom of PDBS and suspended in well
    ☐ Attached to bottom of deployment line and suspended in well
    ■ Attached to bottom of deployment line and resting on bottom of well (preferred)
23. Position of PDBS in Well Screen (ft. from measuring point to center of PDBS)

1st PDBS	2nd PDBS	3rd PDBS	4th PDBS
approx. 91 ft bgs (near top of screen)			
5th PDBS	**6th PDBS**	**7th PDBS**	**8th PDBS**

24. If the saturated portion of the well screen or open hole is greater than 5 feet, has the well been vertically profiled to assess the potential for contaminant stratification?
    ☐ **No**, this well is being profiled during this sampling round
    ☐ **Yes**, this well was profiled already. Date when well was profiled: _____
25. If the saturated portion of the well screen or open hole is greater than 10 feet, has the well been flow tested to assess the potential for vertical flow to be present within the well?
    ■ **No**, flow testing has not been conducted in this well
    ☐ **Yes**, flow testing of this well was conducted. Date of testing: _____
    Type of flow meter used: _____
    Measurements taken every _____ feet **[Please Attach Results]**
26. Weather Conditions During Deployment Temp. 30 ° F Wind None ■ Sunny ☐ Overcast ☐ Raining ☐ Snowing
27. Weather Conditions During Retrieval Temp. 45 ° F Wind None ■ Sunny ☐ Overcast ☐ Raining ☐ Snowing

28. Field Sampling Technician: Name(s) and Company (please print clearly)

Name	Company
Jon Byk, Tetra Tech, D. Brockerhoff, Tetra Tech, Priscilla Merta, Tetra Tech	

New Jersey Department of Environmental Protection
Checklist for the Submission of Sampling Data for Passive Diffusion Bag Samplers (PDBS)

1. Site: Former Lockheed Electronics Company Site
2. Location: Watchung and North Plainfield, NJ
3. Well Designation: MW-507S
4. Well Permit Number: 25-43516

5. Type of Well: ■ Monitoring ☐ Extraction ☐ Residential ☐ Public Supply ☐ Irrigation ☐ Other
6. Well Surface Finish: ☐ Stick Up ■ Flush Mount
7. Location of Measuring Point: ■ Top of Casing ☐ Other (specify) _____
8. **NOTE:** PDBS represent a point sample within the screened interval or open hole of the well. It is critical to know the exact depth within the well where the PDBS is deployed. Well construction specifications, which are typically used to determine where to set the PDBS in the well, are measured in feet below ground surface (fbgs). If the depth interval for PDBS deployment is measured from the reference point identified above, the difference between this reference point and the ground surface must be measured and accounted for to determine the proper depth interval to set the PDBS. Please identify below, any differences between the measuring point identified above and actual ground surface at the well head.

   Distance between measuring point and ground surface (ft.) 0.24 feet below grade
9. Total Well Depth (fbgs) 59.70 (TIC)
10. Screened interval/open hole (fbgs) 49.7 to 59.7
11. Well Casing: Diameter: 2 inch Material: ■ PVC ☐ Carbon Steel ☐ Stainless Steel
12. Well Screen (or open hole diameter): Diameter: 2 inch Material: ■ PVC ☐ Carbon Steel ☐ Stainless Steel
13. Screen Size (slot) Screen Slot Size _____

14. Date and Time of Deployment Date: 2/13/18 Time: 9:35
15. Depth to Ground Water Depth to ground water at time of deployment 50.71 feet below TIC
16. Date and Time of Retrieval Date: 2/27/18 Time: 9:00
17. Depth to Ground Water Depth to ground water at time of retrieval 49.17 feet below TIC
18. Type of Deployment Line Used Diameter: 0.25 inch Material: Nylon line

19. Material and Mass (oz.) of PDBS Weight Stainless Steel, approx. 16 oz. (stainless steel recommended)
20. Type of PDBS Used
    ■ Lab Filled (Modified Trip Blank must be taken at time of deployment)
    ☐ Field Filled (Modified equipment blank of fill water must be taken at time of deployment. If PDBS isn't filled at well head, blank must travel with samplers until last sampler is deployed. Blank is then taken.)
21. Dimensions of PDBS Length (in.) 24 inches Diameter (in.) 1.25 inches Filled 220 ml
22. Position of PDBS Weight
    ☐ Attached to bottom of PDBS and suspended in well
    ☐ Attached to bottom of deployment line and suspended in well
    ■ Attached to bottom of deployment line and resting on bottom of well (preferred)
23. Position of PDBS in Well Screen (ft. from measuring point to center of PDBS)

1st PDBS	2nd PDBS	3rd PDBS	4th PDBS
approx. 52.8 ft bgs (center of screen)			
5th PDBS	**6th PDBS**	**7th PDBS**	**8th PDBS**

24. If the saturated portion of the well screen or open hole is greater than 5 feet, has the well been vertically profiled to assess the potential for contaminant stratification?
    ☐ **No**, this well is being profiled during this sampling round
    ☐ **Yes**, this well was profiled already. Date when well was profiled: _____
25. If the saturated portion of the well screen or open hole is greater than 10 feet, has the well been flow tested to assess the potential for vertical flow to be present within the well?
    ■ **No**, flow testing has not been conducted in this well
    ☐ **Yes**, flow testing of this well was conducted. Date of testing: _____
    Type of flow meter used: _____
    Measurements taken every _____ feet **[Please Attach Results]**
26. Weather Conditions During Deployment Temp. 30 ° F Wind None ■ Sunny ☐ Overcast ☐ Raining ☐ Snowing
27. Weather Conditions During Retrieval Temp. 45 ° F Wind Slight ■ Sunny ☐ Overcast ☐ Raining ☐ Snowing

28. Field Sampling Technician: Name(s) and Company (please print clearly)

Name	Company
Jon Byk, D. Brockerhoff, Priscilla Merta	Tetra Tech

New Jersey Department of Environmental Protection
Checklist for the Submission of Sampling Data for Passive Diffusion Bag Samplers (PDBS)

1. Site: Former Lockheed Electronics Company Site
2. Location: Watchung and North Plainfield, NJ
3. Well Designation: MW-507I
4. Well Permit Number: 25-43821

5. Type of Well: ■ Monitoring ☐ Extraction ☐ Residential ☐ Public Supply ☐ Irrigation ☐ Other
6. Well Surface Finish: ☐ Stick Up ■ Flush Mount
7. Location of Measuring Point: ■ Top of Casing ☐ Other (specify) _____
8. **NOTE:** PDBS represent a point sample within the screened interval or open hole of the well. It is critical to know the exact depth within the well where the PDBS is deployed. Well construction specifications, which are typically used to determine where to set the PDBS in the well, are measured in feet below ground surface (fbgs). If the depth interval for PDBS deployment is measured from the reference point identified above, the difference between this reference point and the ground surface must be measured and accounted for to determine the proper depth interval to set the PDBS. Please identify below, any differences between the measuring point identified above and actual ground surface at the well head.

   Distance between measuring point and ground surface (ft.) 0.24 feet below grade
9. Total Well Depth (fbgs) 150.90 (TIC)
10. Screened interval/open hole (fbgs) 142 to 152
11. Well Casing: Diameter: 4 inch Material: ■ PVC ☐ Carbon Steel ☐ Stainless Steel
12. Well Screen (or open hole diameter): Diameter: 4 inch Material: ■ PVC ☐ Carbon Steel ☐ Stainless Steel
13. Screen Size (slot) Screen Slot Size _____

14. Date and Time of Deployment Date: 2/13/18 Time: 9:40
15. Depth to Ground Water Depth to ground water at time of deployment 54.76 feet below TIC
16. Date and Time of Retrieval Date: 2/27/18 Time: 9:05
17. Depth to Ground Water Depth to ground water at time of retrieval 53.47 feet below TIC
18. Type of Deployment Line Used Diameter: 0.25 inch Material: Nylon line

19. Material and Mass (oz.) of PDBS Weight Stainless Steel, approx. 16 oz. (stainless steel recommended)
20. Type of PDBS Used
    ■ Lab Filled (Modified Trip Blank must be taken at time of deployment)
    ☐ Field Filled (Modified equipment blank of fill water must be taken at time of deployment. If PDBS isn't filled at well head, blank must travel with samplers until last sampler is deployed. Blank is then taken.)
21. Dimensions of PDBS Length (in.) 24 inches Diameter (in.) 1.25 inches Filled 220 ml
22. Position of PDBS Weight
    ☐ Attached to bottom of PDBS and suspended in well
    ☐ Attached to bottom of deployment line and suspended in well
    ■ Attached to bottom of deployment line and resting on bottom of well (preferred)
23. Position of PDBS in Well Screen (ft. from measuring point to center of PDBS)

1st PDBS	2nd PDBS	3rd PDBS	4th PDBS
approx. 148.7 ft bgs (collected MS/MSD)			
5th PDBS	**6th PDBS**	**7th PDBS**	**8th PDBS**

24. If the saturated portion of the well screen or open hole is greater than 5 feet, has the well been vertically profiled to assess the potential for contaminant stratification?
    ☐ **No**, this well is being profiled during this sampling round
    ☐ **Yes**, this well was profiled already. Date when well was profiled: _____
25. If the saturated portion of the well screen or open hole is greater than 10 feet, has the well been flow tested to assess the potential for vertical flow to be present within the well?
    ■ **No**, flow testing has not been conducted in this well
    ☐ **Yes**, flow testing of this well was conducted. Date of testing: _____
    Type of flow meter used: _____
    Measurements taken every _____ feet **[Please Attach Results]**
26. Weather Conditions During Deployment Temp. 30 ° F Wind None ■ Sunny ☐ Overcast ☐ Raining ☐ Snowing
27. Weather Conditions During Retrieval Temp. 45 ° F Wind Slight ■ Sunny ☐ Overcast ☐ Raining ☐ Snowing

28. Field Sampling Technician: Name(s) and Company (please print clearly)

Name	Company
Jon Byk, D. Brockerhoff, Priscilla Merta	Tetra Tech

New Jersey Department of Environmental Protection
Checklist for the Submission of Sampling Data for Passive Diffusion Bag Samplers (PDBS)

1. Site: Former Lockheed Electronics Company Site
2. Location: Watchung and North Plainfield, NJ
3. Well Designation: MW-508S
4. Well Permit Number: 25-43524

5. Type of Well: ■ Monitoring ☐ Extraction ☐ Residential ☐ Public Supply ☐ Irrigation ☐ Other
6. Well Surface Finish: ☐ Stick Up ■ Flush Mount
7. Location of Measuring Point: ■ Top of Casing ☐ Other (specify) _____
8. **NOTE:** PDBS represent a point sample within the screened interval or open hole of the well. It is critical to know the exact depth within the well where the PDBS is deployed. Well construction specifications, which are typically used to determine where to set the PDBS in the well, are measured in feet below ground surface (fbgs). If the depth interval for PDBS deployment is measured from the reference point identified above, the difference between this reference point and the ground surface must be measured and accounted for to determine the proper depth interval to set the PDBS. Please identify below, any differences between the measuring point identified above and actual ground surface at the well head.

   Distance between measuring point and ground surface (ft.) 0.31 feet below grade
9. Total Well Depth (fbgs) 68.83 (TIC)
10. Screened interval/open hole (fbgs) 57.7 to 67.7
11. Well Casing: Diameter: 2 inch Material: ■ PVC ☐ Carbon Steel ☐ Stainless Steel
12. Well Screen (or open hole diameter): Diameter: 2 inch Material: ■ PVC ☐ Carbon Steel ☐ Stainless Steel
13. Screen Size (slot) Screen Slot Size _____

14. Date and Time of Deployment Date: 2/13/18 Time: 9:50
15. Depth to Ground Water Depth to ground water at time of deployment 59.52 feet below TIC
16. Date and Time of Retrieval Date: 2/27/18 Time: 9:10
17. Depth to Ground Water Depth to ground water at time of retrieval 58.32 feet below TIC
18. Type of Deployment Line Used Diameter: 0.25 inch Material: Nylon line

19. Material and Mass (oz.) of PDBS Weight Stainless Steel, approx. 16 oz. (stainless steel recommended)
20. Type of PDBS Used
    ■ Lab Filled (Modified Trip Blank must be taken at time of deployment)
    ☐ Field Filled (Modified equipment blank of fill water must be taken at time of deployment. If PDBS isn't filled at well head, blank must travel with samplers until last sampler is deployed. Blank is then taken.)
21. Dimensions of PDBS Length (in.) 24 inches Diameter (in.) 1.25 inches Filled 220 ml
22. Position of PDBS Weight
    ☐ Attached to bottom of PDBS and suspended in well
    ☐ Attached to bottom of deployment line and suspended in well
    ■ Attached to bottom of deployment line and resting on bottom of well (preferred)
23. Position of PDBS in Well Screen (ft. from measuring point to center of PDBS)

1st PDBS	2nd PDBS	3rd PDBS	4th PDBS
approx. 62.83 ft (center of screen)			
5th PDBS	**6th PDBS**	**7th PDBS**	**8th PDBS**

24. If the saturated portion of the well screen or open hole is greater than 5 feet, has the well been vertically profiled to assess the potential for contaminant stratification?
    ☐ **No**, this well is being profiled during this sampling round
    ☐ **Yes**, this well was profiled already. Date when well was profiled: _____
25. If the saturated portion of the well screen or open hole is greater than 10 feet, has the well been flow tested to assess the potential for vertical flow to be present within the well?
    ■ **No**, flow testing has not been conducted in this well
    ☐ **Yes**, flow testing of this well was conducted. Date of testing: _____
    Type of flow meter used: _____
    Measurements taken every _____ feet **[Please Attach Results]**
26. Weather Conditions During Deployment Temp. 30 ° F Wind None ■ Sunny ☐ Overcast ☐ Raining ☐ Snowing
27. Weather Conditions During Retrieval Temp. 45 ° F Wind Slight ■ Sunny ☐ Overcast ☐ Raining ☐ Snowing

28. Field Sampling Technician: Name(s) and Company (please print clearly)

Name	Company
Jon Byk, D. Brockerhoff, Priscilla Merta	Tetra Tech

New Jersey Department of Environmental Protection
Checklist for the Submission of Sampling Data for Passive Diffusion Bag Samplers (PDBS)

1. Site: Former Lockheed Electronics Company Site
2. Location: Watchung and North Plainfield, NJ
3. Well Designation: MW-508D
4. Well Permit Number: 25-43525

5. Type of Well: ■ Monitoring ☐ Extraction ☐ Residential ☐ Public Supply ☐ Irrigation ☐ Other
6. Well Surface Finish: ☐ Stick Up ■ Flush Mount
7. Location of Measuring Point: ■ Top of Casing ☐ Other (specify) _____
8. **NOTE:** PDBS represent a point sample within the screened interval or open hole of the well. It is critical to know the exact depth within the well where the PDBS is deployed. Well construction specifications, which are typically used to determine where to set the PDBS in the well, are measured in feet below ground surface (fbgs). If the depth interval for PDBS deployment is measured from the reference point identified above, the difference between this reference point and the ground surface must be measured and accounted for to determine the proper depth interval to set the PDBS. Please identify below, any differences between the measuring point identified above and actual ground surface at the well head.

   Distance between measuring point and ground surface (ft.) 0.31 feet below grade
9. Total Well Depth (fbgs) 262.70 (TIC)
10. Screened interval/open hole (fbgs) 252.7 to 262.7
11. Well Casing: Diameter: 2 inch Material: ■ PVC ☐ Carbon Steel ☐ Stainless Steel
12. Well Screen (or open hole diameter): Diameter: 2 inch Material: ■ PVC ☐ Carbon Steel ☐ Stainless Steel
13. Screen Size (slot) Screen Slot Size _____

14. Date and Time of Deployment Date: 2/13/18 Time: 9:45
15. Depth to Ground Water Depth to ground water at time of deployment 65.79 feet below TIC
16. Date and Time of Retrieval Date: 2/27/18 Time: 9:15
17. Depth to Ground Water Depth to ground water at time of retrieval 64.70 feet below TIC
18. Type of Deployment Line Used Diameter: 0.25 inch Material: Nylon line

19. Material and Mass (oz.) of PDBS Weight Stainless Steel, approx. 16 oz. (stainless steel recommended)
20. Type of PDBS Used
    ■ Lab Filled (Modified Trip Blank must be taken at time of deployment)
    ☐ Field Filled (Modified equipment blank of fill water must be taken at time of deployment. If PDBS isn't filled at well head, blank must travel with samplers until last sampler is deployed. Blank is then taken.)
21. Dimensions of PDBS Length (in.) 24 inches Diameter (in.) 1.25 inches Filled 220 ml
22. Position of PDBS Weight
    ☐ Attached to bottom of PDBS and suspended in well
    ☐ Attached to bottom of deployment line and suspended in well
    ■ Attached to bottom of deployment line and resting on bottom of well (preferred)
23. Position of PDBS in Well Screen (ft. from measuring point to center of PDBS)

1st PDBS	2nd PDBS	3rd PDBS	4th PDBS
approx. 256 ft bgs (center of screen) Set DUP-04			
5th PDBS	**6th PDBS**	**7th PDBS**	**8th PDBS**

24. If the saturated portion of the well screen or open hole is greater than 5 feet, has the well been vertically profiled to assess the potential for contaminant stratification?
    ☐ **No**, this well is being profiled during this sampling round
    ☐ **Yes**, this well was profiled already. Date when well was profiled: _____
25. If the saturated portion of the well screen or open hole is greater than 10 feet, has the well been flow tested to assess the potential for vertical flow to be present within the well?
    ■ **No**, flow testing has not been conducted in this well
    ☐ **Yes**, flow testing of this well was conducted. Date of testing: _____
    Type of flow meter used: _____
    Measurements taken every _____ feet **[Please Attach Results]**
26. Weather Conditions During Deployment Temp. 30 ° F Wind None ■ Sunny ☐ Overcast ☐ Raining ☐ Snowing
27. Weather Conditions During Retrieval Temp. 45 ° F Wind Slight ■ Sunny ☐ Overcast ☐ Raining ☐ Snowing

28. Field Sampling Technician: Name(s) and Company (please print clearly)

Name	Company
Jon Byk, D. Brockerhoff, Priscilla Merta	Tetra Tech

New Jersey Department of Environmental Protection
Checklist for the Submission of Sampling Data for Passive Diffusion Bag Samplers (PDBS)

1. Site: Former Lockheed Electronics Company Site
2. Location: Watchung and North Plainfield, NJ
3. Well Designation: MW-532S
4. Well Permit Number: 25-47893

5. Type of Well: ■ Monitoring ☐ Extraction ☐ Residential ☐ Public Supply ☐ Irrigation ☐ Other
6. Well Surface Finish: ☐ Stick Up ■ Flush Mount
7. Location of Measuring Point: ■ Top of Casing ☐ Other (specify) _____
8. **NOTE:** PDBS represent a point sample within the screened interval or open hole of the well. It is critical to know the exact depth within the well where the PDBS is deployed. Well construction specifications, which are typically used to determine where to set the PDBS in the well, are measured in feet below ground surface (fbgs). If the depth interval for PDBS deployment is measured from the reference point identified above, the difference between this reference point and the ground surface must be measured and accounted for to determine the proper depth interval to set the PDBS. Please identify below, any differences between the measuring point identified above and actual ground surface at the well head.

   Distance between measuring point and ground surface (ft.) 0.40 feet below grade
9. Total Well Depth (fbgs) 90.2 (TIC)
10. Screened interval/open hole (fbgs) 93 to 103
11. Well Casing: Diameter: 2 inch Material: ■ PVC ☐ Carbon Steel ☐ Stainless Steel
12. Well Screen (or open hole diameter): Diameter: 2 inch Material: ■ PVC ☐ Carbon Steel ☐ Stainless Steel
13. Screen Size (slot) Screen Slot Size _____

14. Date and Time of Deployment Date: 2/13/18 Time: 8:00
15. Depth to Ground Water Depth to ground water at time of deployment 53.19 feet below TIC
16. Date and Time of Retrieval Date: 2/27/18 Time: 7:45
17. Depth to Ground Water Depth to ground water at time of retrieval 53.32 feet below TIC
18. Type of Deployment Line Used Diameter: 0.25 inch Material: Nylon line

19. Material and Mass (oz.) of PDBS Weight Stainless Steel, approx. 16 oz. (stainless steel recommended)
20. Type of PDBS Used
    ■ Lab Filled (Modified Trip Blank must be taken at time of deployment)
    ☐ Field Filled (Modified equipment blank of fill water must be taken at time of deployment. If PDBS isn't filled at well head, blank must travel with samplers until last sampler is deployed. Blank is then taken.)
21. Dimensions of PDBS Length (in.) 24 inches Diameter (in.) 1.25 inches Filled 220 ml
22. Position of PDBS Weight
    ☐ Attached to bottom of PDBS and suspended in well
    ☐ Attached to bottom of deployment line and suspended in well
    ■ Attached to bottom of deployment line and resting on bottom of well (preferred)
23. Position of PDBS in Well Screen (ft. from measuring point to center of PDBS)

1st PDBS	2nd PDBS	3rd PDBS	4th PDBS
2.5 ft. bgs.			

5th PDBS	6th PDBS	7th PDBS	8th PDBS

24. If the saturated portion of the well screen or open hole is greater than 5 feet, has the well been vertically profiled to assess the potential for contaminant stratification?
    ☐ **No**, this well is being profiled during this sampling round
    ☐ **Yes**, this well was profiled already. Date when well was profiled: _____
25. If the saturated portion of the well screen or open hole is greater than 10 feet, has the well been flow tested to assess the potential for vertical flow to be present within the well?
    ■ **No**, flow testing has not been conducted in this well
    ☐ **Yes**, flow testing of this well was conducted. Date of testing: _____
    Type of flow meter used: _____
    Measurements taken every _____ feet **[Please Attach Results]**
26. Weather Conditions During Deployment Temp. 30 ° F Wind None ■ Sunny ☐ Overcast ☐ Raining ☐ Snowing
27. Weather Conditions During Retrieval Temp. 45 ° F Wind Slight ■ Sunny ☐ Overcast ☐ Raining ☐ Snowing

28. Field Sampling Technician: Name(s) and Company (please print clearly)

Name	Company
Jon Byk, D. Brockerhoff, Priscilla Merta	Tetra Tech

New Jersey Department of Environmental Protection
Checklist for the Submission of Sampling Data for Passive Diffusion Bag Samplers (PDBS)

1. Site: Former Lockheed Electronics Company Site
2. Location: Watchung and North Plainfield, NJ
3. Well Designation: MW-532D
4. Well Permit Number: 25-47892

5. Type of Well: ■ Monitoring ☐ Extraction ☐ Residential ☐ Public Supply ☐ Irrigation ☐ Other
6. Well Surface Finish: ☐ Stick Up ■ Flush Mount
7. Location of Measuring Point: ■ Top of Casing ☐ Other (specify) _____
8. **NOTE:** PDBS represent a point sample within the screened interval or open hole of the well. It is critical to know the exact depth within the well where the PDBS is deployed. Well construction specifications, which are typically used to determine where to set the PDBS in the well, are measured in feet below ground surface (fbgs). If the depth interval for PDBS deployment is measured from the reference point identified above, the difference between this reference point and the ground surface must be measured and accounted for to determine the proper depth interval to set the PDBS. Please identify below, any differences between the measuring point identified above and actual ground surface at the well head.

   Distance between measuring point and ground surface (ft.) 0.31 feet below grade
9. Total Well Depth (fbgs) 263.0 (TIC)
10. Screened interval/open hole (fbgs) 253.0 to 263.0
11. Well Casing: Diameter: 2 inch Material: ■ PVC ☐ Carbon Steel ☐ Stainless Steel
12. Well Screen (or open hole diameter): Diameter: 2 inch Material: ■ PVC ☐ Carbon Steel ☐ Stainless Steel
13. Screen Size (slot) Screen Slot Size _____

14. Date and Time of Deployment Date: 2/13/18 Time: 8:05
15. Depth to Ground Water Depth to ground water at time of deployment 56.26 feet below TIC
16. Date and Time of Retrieval Date: 2/27/18 Time: 7:40
17. Depth to Ground Water Depth to ground water at time of retrieval 55.46 feet below TIC
18. Type of Deployment Line Used Diameter: 0.25 inch Material: Nylon line

19. Material and Mass (oz.) of PDBS Weight Stainless Steel, approx. 16 oz. (stainless steel recommended)
20. Type of PDBS Used
    ■ Lab Filled (Modified Trip Blank must be taken at time of deployment)
    ☐ Field Filled (Modified equipment blank of fill water must be taken at time of deployment. If PDBS isn't filled at well head, blank must travel with samplers until last sampler is deployed. Blank is then taken.)
21. Dimensions of PDBS Length (in.) 24 inches Diameter (in.) 1.25 inches Filled 220 ml
22. Position of PDBS Weight
    ☐ Attached to bottom of PDBS and suspended in well
    ☐ Attached to bottom of deployment line and suspended in well
    ■ Attached to bottom of deployment line and resting on bottom of well (preferred)
23. Position of PDBS in Well Screen (ft. from measuring point to center of PDBS)

1st PDBS	2nd PDBS	3rd PDBS	4th PDBS
approx. 258 ft (center of screen)			
5th PDBS	**6th PDBS**	**7th PDBS**	**8th PDBS**

24. If the saturated portion of the well screen or open hole is greater than 5 feet, has the well been vertically profiled to assess the potential for contaminant stratification?
    ☐ **No**, this well is being profiled during this sampling round
    ☐ **Yes**, this well was profiled already. Date when well was profiled: _____
25. If the saturated portion of the well screen or open hole is greater than 10 feet, has the well been flow tested to assess the potential for vertical flow to be present within the well?
    ■ **No**, flow testing has not been conducted in this well
    ☐ **Yes**, flow testing of this well was conducted. Date of testing: _____
    Type of flow meter used: _____
    Measurements taken every _____ feet **[Please Attach Results]**
26. Weather Conditions During Deployment Temp. 30 ° F Wind None ■ Sunny ☐ Overcast ☐ Raining ☐ Snowing
27. Weather Conditions During Retrieval Temp. 45 ° F Wind Slight ■ Sunny ☐ Overcast ☐ Raining ☐ Snowing

28. Field Sampling Technician: Name(s) and Company (please print clearly)

Name	Company
Jon Byk, Tetra Tech, D. Brockerhoff, Tetra Tech, Priscilla Merta, Tetra Tech	

New Jersey Department of Environmental Protection
Checklist for the Submission of Sampling Data for Passive Diffusion Bag Samplers (PDBS)

1. Site: Former Lockheed Electronics Company Site
2. Location: Watchung and North Plainfield, NJ
3. Well Designation: MW-544S
4. Well Permit Number: 25-54779

5. Type of Well: ■ Monitoring ☐ Extraction ☐ Residential ☐ Public Supply ☐ Irrigation ☐ Other
6. Well Surface Finish: ☐ Stick Up ■ Flush Mount
7. Location of Measuring Point: ■ Top of Casing ☐ Other (specify) _____
8. **NOTE:** PDBS represent a point sample within the screened interval or open hole of the well. It is critical to know the exact depth within the well where the PDBS is deployed. Well construction specifications, which are typically used to determine where to set the PDBS in the well, are measured in feet below ground surface (fbgs). If the depth interval for PDBS deployment is measured from the reference point identified above, the difference between this reference point and the ground surface must be measured and accounted for to determine the proper depth interval to set the PDBS. Please identify below, any differences between the measuring point identified above and actual ground surface at the well head.

   Distance between measuring point and ground surface (ft.) 0.13 feet below grade
9. Total Well Depth (fbgs) 22.40 (TIC)
10. Screened interval/open hole (fbgs) 3 to 23
11. Well Casing: Diameter: 2 inch Material: ■ PVC ☐ Carbon Steel ☐ Stainless Steel
12. Well Screen (or open hole diameter): Diameter: 2 inch Material: ■ PVC ☐ Carbon Steel ☐ Stainless Steel
13. Screen Size (slot) Screen Slot Size _____

14. Date and Time of Deployment Date: 2/13/18 Time: 13:15
15. Depth to Ground Water Depth to ground water at time of deployment 1.51 feet below TIC
16. Date and Time of Retrieval Date: 2/27/18 Time: 11:25
17. Depth to Ground Water Depth to ground water at time of retrieval 1.52 feet below TIC
18. Type of Deployment Line Used Diameter: 0.25 inch Material: Nylon line

19. Material and Mass (oz.) of PDBS Weight Stainless Steel, approx. 16 oz. (stainless steel recommended)
20. Type of PDBS Used
    ■ Lab Filled (Modified Trip Blank must be taken at time of deployment)
    ☐ Field Filled (Modified equipment blank of fill water must be taken at time of deployment. If PDBS isn't filled at well head, blank must travel with samplers until last sampler is deployed. Blank is then taken.)
21. Dimensions of PDBS Length (in.) 24 inches Diameter (in.) 1.25 inches Filled 220 ml
22. Position of PDBS Weight
    ☐ Attached to bottom of PDBS and suspended in well
    ☐ Attached to bottom of deployment line and suspended in well
    ■ Attached to bottom of deployment line and resting on bottom of well (preferred)
23. Position of PDBS in Well Screen (ft. from measuring point to center of PDBS)

1st PDBS	2nd PDBS	3rd PDBS	4th PDBS
approx. 12.4 ft (center of screen)			
5th PDBS	**6th PDBS**	**7th PDBS**	**8th PDBS**

24. If the saturated portion of the well screen or open hole is greater than 5 feet, has the well been vertically profiled to assess the potential for contaminant stratification?
    ☐ **No**, this well is being profiled during this sampling round
    ☐ **Yes**, this well was profiled already. Date when well was profiled: _____

25. If the saturated portion of the well screen or open hole is greater than 10 feet, has the well been flow tested to assess the potential for vertical flow to be present within the well?
    ■ **No**, flow testing has not been conducted in this well
    ☐ **Yes**, flow testing of this well was conducted. Date of testing: _____
    Type of flow meter used: _____
    Measurements taken every _____ feet **[Please Attach Results]**

26. Weather Conditions During Deployment Temp. 30 ° F Wind None ■ Sunny ☐ Overcast ☐ Raining ☐ Snowing
27. Weather Conditions During Retrieval Temp. 45 ° F Wind Slight ■ Sunny ☐ Overcast ☐ Raining ☐ Snowing

28. Field Sampling Technician: Name(s) and Company (please print clearly)

Name	Company
Jon Byk, D. Brockerhoff, Priscilla Merta	Tetra Tech

New Jersey Department of Environmental Protection
Checklist for the Submission of Sampling Data for Passive Diffusion Bag Samplers (PDBS)

1. Site: Former Lockheed Electronics Company Site
2. Location: Watchung and North Plainfield, NJ
3. Well Designation: MW-544I
4. Well Permit Number: 25-54778

5. Type of Well: ■ Monitoring ☐ Extraction ☐ Residential ☐ Public Supply ☐ Irrigation ☐ Other
6. Well Surface Finish: ☐ Stick Up ■ Flush Mount
7. Location of Measuring Point: ■ Top of Casing ☐ Other (specify) _____
8. **NOTE:** PDBS represent a point sample within the screened interval or open hole of the well. It is critical to know the exact depth within the well where the PDBS is deployed. Well construction specifications, which are typically used to determine where to set the PDBS in the well, are measured in feet below ground surface (fbgs). If the depth interval for PDBS deployment is measured from the reference point identified above, the difference between this reference point and the ground surface must be measured and accounted for to determine the proper depth interval to set the PDBS. Please identify below, any differences between the measuring point identified above and actual ground surface at the well head.

   Distance between measuring point and ground surface (ft.) 0.25 feet below grade
9. Total Well Depth (fbgs) 99.70 (TIC)
10. Screened interval/open hole (fbgs) 80 to 100
11. Well Casing: Diameter: 2 inch Material: ■ PVC ☐ Carbon Steel ☐ Stainless Steel
12. Well Screen (or open hole diameter): Diameter: 2 inch Material: ■ PVC ☐ Carbon Steel ☐ Stainless Steel
13. Screen Size (slot) Screen Slot Size _____

14. Date and Time of Deployment Date: 2/13/18 Time: 13:20
15. Depth to Ground Water Depth to ground water at time of deployment 7.91 feet below TIC
16. Date and Time of Retrieval Date: 2/27/18 Time: 11:30
17. Depth to Ground Water Depth to ground water at time of retrieval 7.66 feet below TIC
18. Type of Deployment Line Used Diameter: 0.25 inch Material: Nylon line

19. Material and Mass (oz.) of PDBS Weight Stainless Steel, approx. 16 oz. (stainless steel recommended)
20. Type of PDBS Used
    ■ Lab Filled (Modified Trip Blank must be taken at time of deployment)
    ☐ Field Filled (Modified equipment blank of fill water must be taken at time of deployment. If PDBS isn't filled at well head, blank must travel with samplers until last sampler is deployed. Blank is then taken.)
21. Dimensions of PDBS Length (in.) 24 inches Diameter (in.) 1.25 inches Filled 220 ml
22. Position of PDBS Weight
    ☐ Attached to bottom of PDBS and suspended in well
    ☐ Attached to bottom of deployment line and suspended in well
    ■ Attached to bottom of deployment line and resting on bottom of well (preferred)
23. Position of PDBS in Well Screen (ft. from measuring point to center of PDBS)

1st PDBS	2nd PDBS	3rd PDBS	4th PDBS
approx. 89.7 ft (center of screen)			
5th PDBS	**6th PDBS**	**7th PDBS**	**8th PDBS**

24. If the saturated portion of the well screen or open hole is greater than 5 feet, has the well been vertically profiled to assess the potential for contaminant stratification?
    ☐ **No**, this well is being profiled during this sampling round
    ☐ **Yes**, this well was profiled already. Date when well was profiled: _____
25. If the saturated portion of the well screen or open hole is greater than 10 feet, has the well been flow tested to assess the potential for vertical flow to be present within the well?
    ■ **No**, flow testing has not been conducted in this well
    ☐ **Yes**, flow testing of this well was conducted. Date of testing: _____
    Type of flow meter used: _____
    Measurements taken every _____ feet **[Please Attach Results]**
26. Weather Conditions During Deployment Temp. 30 ° F Wind None ■ Sunny ☐ Overcast ☐ Raining ☐ Snowing
27. Weather Conditions During Retrieval Temp. 45 ° F Wind Slight ■ Sunny ☐ Overcast ☐ Raining ☐ Snowing

28. Field Sampling Technician: Name(s) and Company (please print clearly)

Name	Company
Jon Byk, Tetra Tech, D. Brockerhoff, Tetra Tech, Priscilla Merta, Tetra Tech	

New Jersey Department of Environmental Protection
Checklist for the Submission of Sampling Data for Passive Diffusion Bag Samplers (PDBS)

1. Site: Former Lockheed Electronics Company Site
2. Location: Watchung and North Plainfield, NJ
3. Well Designation: MW-544D
4. Well Permit Number: 25-54777

5. Type of Well: ■ Monitoring ☐ Extraction ☐ Residential ☐ Public Supply ☐ Irrigation ☐ Other
6. Well Surface Finish: ☐ Stick Up ■ Flush Mount
7. Location of Measuring Point: ■ Top of Casing ☐ Other (specify) _____
8. **NOTE:** PDBS represent a point sample within the screened interval or open hole of the well. It is critical to know the exact depth within the well where the PDBS is deployed. Well construction specifications, which are typically used to determine where to set the PDBS in the well, are measured in feet below ground surface (fbgs). If the depth interval for PDBS deployment is measured from the reference point identified above, the difference between this reference point and the ground surface must be measured and accounted for to determine the proper depth interval to set the PDBS. Please identify below, any differences between the measuring point identified above and actual ground surface at the well head.

   Distance between measuring point and ground surface (ft.) 0.18 feet below grade
9. Total Well Depth (fbgs) 202.00 (TIC)
10. Screened interval/open hole (fbgs) 180 to 200
11. Well Casing: Diameter: 2 inch Material: ■ PVC ☐ Carbon Steel ☐ Stainless Steel
12. Well Screen (or open hole diameter): Diameter: 2 inch Material: ■ PVC ☐ Carbon Steel ☐ Stainless Steel
13. Screen Size (slot) Screen Slot Size _____

14. Date and Time of Deployment Date: 2/13/18 Time: 13:25
15. Depth to Ground Water Depth to ground water at time of deployment 10.39 feet below TIC
16. Date and Time of Retrieval Date: 2/27/18 Time: 11:35
17. Depth to Ground Water Depth to ground water at time of retrieval 10.09 feet below TIC
18. Type of Deployment Line Used Diameter: 0.25 inch Material: Nylon line

19. Material and Mass (oz.) of PDBS Weight Stainless Steel, approx. 16 oz. (stainless steel recommended)
20. Type of PDBS Used
    ■ Lab Filled (Modified Trip Blank must be taken at time of deployment)
    ☐ Field Filled (Modified equipment blank of fill water must be taken at time of deployment. If PDBS isn't filled at well head, blank must travel with samplers until last sampler is deployed. Blank is then taken.)
21. Dimensions of PDBS Length (in.) 24 inches Diameter (in.) 1.25 inches Filled 220 ml
22. Position of PDBS Weight
    ☐ Attached to bottom of PDBS and suspended in well
    ☐ Attached to bottom of deployment line and suspended in well
    ■ Attached to bottom of deployment line and resting on bottom of well (preferred)
23. Position of PDBS in Well Screen (ft. from measuring point to center of PDBS)

1st PDBS	2nd PDBS	3rd PDBS	4th PDBS
approx. 192 ft (center of screen)			
5th PDBS	**6th PDBS**	**7th PDBS**	**8th PDBS**

24. If the saturated portion of the well screen or open hole is greater than 5 feet, has the well been vertically profiled to assess the potential for contaminant stratification?
    ☐ **No**, this well is being profiled during this sampling round
    ☐ **Yes**, this well was profiled already. Date when well was profiled: _____
25. If the saturated portion of the well screen or open hole is greater than 10 feet, has the well been flow tested to assess the potential for vertical flow to be present within the well?
    ■ **No**, flow testing has not been conducted in this well
    ☐ **Yes**, flow testing of this well was conducted. Date of testing: _____
    Type of flow meter used: _____
    Measurements taken every _____ feet **[Please Attach Results]**
26. Weather Conditions During Deployment Temp. 30 ° F Wind None ■ Sunny ☐ Overcast ☐ Raining ☐ Snowing
27. Weather Conditions During Retrieval Temp. 45 ° F Wind Slight ■ Sunny ☐ Overcast ☐ Raining ☐ Snowing

28. Field Sampling Technician: Name(s) and Company (please print clearly)

Name	Company
Jon Byk, D. Brockerhoff, Priscilla Merta	Tetra Tech

New Jersey Department of Environmental Protection
Checklist for the Submission of Sampling Data for Passive Diffusion Bag Samplers (PDBS)

1. Site: Former Lockheed Electronics Company Site
2. Location: Watchung and North Plainfield, NJ
3. Well Designation: MW-545S
4. Well Permit Number: 25-54786

5. Type of Well: ■ Monitoring ☐ Extraction ☐ Residential ☐ Public Supply ☐ Irrigation ☐ Other
6. Well Surface Finish: ☐ Stick Up ■ Flush Mount
7. Location of Measuring Point: ■ Top of Casing ☐ Other (specify) _____
8. **NOTE:** PDBS represent a point sample within the screened interval or open hole of the well. It is critical to know the exact depth within the well where the PDBS is deployed. Well construction specifications, which are typically used to determine where to set the PDBS in the well, are measured in feet below ground surface (fbgs). If the depth interval for PDBS deployment is measured from the reference point identified above, the difference between this reference point and the ground surface must be measured and accounted for to determine the proper depth interval to set the PDBS. Please identify below, any differences between the measuring point identified above and actual ground surface at the well head.

   Distance between measuring point and ground surface (ft.) 0..53 feet below grade
9. Total Well Depth (fbgs) 34.90 (TIC)
10. Screened interval/open hole (fbgs) 15 to 35
11. Well Casing: Diameter: 2 inch Material: ■ PVC ☐ Carbon Steel ☐ Stainless Steel
12. Well Screen (or open hole diameter): Diameter: 2 inch Material: ■ PVC ☐ Carbon Steel ☐ Stainless Steel
13. Screen Size (slot) Screen Slot Size _____

14. Date and Time of Deployment Date: 2/13/18 Time: 12:45
15. Depth to Ground Water Depth to ground water at time of deployment 14.11 feet below TIC
16. Date and Time of Retrieval Date: 2/27/18 Time: 10:45
17. Depth to Ground Water Depth to ground water at time of retrieval 13.85 feet below TIC
18. Type of Deployment Line Used Diameter: 0.25 inch Material: Nylon line

19. Material and Mass (oz.) of PDBS Weight Stainless Steel, approx. 16 oz. (stainless steel recommended)
20. Type of PDBS Used
    ■ Lab Filled (Modified Trip Blank must be taken at time of deployment)
    ☐ Field Filled (Modified equipment blank of fill water must be taken at time of deployment. If PDBS isn't filled at well head, blank must travel with samplers until last sampler is deployed. Blank is then taken.)
21. Dimensions of PDBS Length (in.) 24 inches Diameter (in.) 1.25 inches Filled 220 ml
22. Position of PDBS Weight
    ☐ Attached to bottom of PDBS and suspended in well
    ☐ Attached to bottom of deployment line and suspended in well
    ■ Attached to bottom of deployment line and resting on bottom of well (preferred)
23. Position of PDBS in Well Screen (ft. from measuring point to center of PDBS)

1st PDBS	2nd PDBS	3rd PDBS	4th PDBS
approx. 24.90 ft (center of screen)			
5th PDBS	**6th PDBS**	**7th PDBS**	**8th PDBS**

24. If the saturated portion of the well screen or open hole is greater than 5 feet, has the well been vertically profiled to assess the potential for contaminant stratification?
    ☐ **No**, this well is being profiled during this sampling round
    ☐ **Yes**, this well was profiled already. Date when well was profiled: _____
25. If the saturated portion of the well screen or open hole is greater than 10 feet, has the well been flow tested to assess the potential for vertical flow to be present within the well?
    ■ **No**, flow testing has not been conducted in this well
    ☐ **Yes**, flow testing of this well was conducted. Date of testing: _____
    Type of flow meter used: _____
    Measurements taken every _____ feet **[Please Attach Results]**
26. Weather Conditions During Deployment Temp. 30 ° F Wind None ■ Sunny ☐ Overcast ☐ Raining ☐ Snowing
27. Weather Conditions During Retrieval Temp. 45 ° F Wind Slight ■ Sunny ☐ Overcast ☐ Raining ☐ Snowing

28. Field Sampling Technician: Name(s) and Company (please print clearly)

Name	Company
Jon Byk, Tetra Tech, D. Brockerhoff, Tetra Tech, Priscilla Merta, Tetra Tech	

New Jersey Department of Environmental Protection
Checklist for the Submission of Sampling Data for Passive Diffusion Bag Samplers (PDBS)

1. Site: Former Lockheed Electronics Company Site
2. Location: Watchung and North Plainfield, NJ
3. Well Designation: MW-545I
4. Well Permit Number: 25-54785

5. Type of Well: ■ Monitoring ☐ Extraction ☐ Residential ☐ Public Supply ☐ Irrigation ☐ Other
6. Well Surface Finish: ☐ Stick Up ■ Flush Mount
7. Location of Measuring Point: ■ Top of Casing ☐ Other (specify) _____
8. **NOTE:** PDBS represent a point sample within the screened interval or open hole of the well. It is critical to know the exact depth within the well where the PDBS is deployed. Well construction specifications, which are typically used to determine where to set the PDBS in the well, are measured in feet below ground surface (fbgs). If the depth interval for PDBS deployment is measured from the reference point identified above, the difference between this reference point and the ground surface must be measured and accounted for to determine the proper depth interval to set the PDBS. Please identify below, any differences between the measuring point identified above and actual ground surface at the well head.

   Distance between measuring point and ground surface (ft.) 0..23 feet below grade
9. Total Well Depth (fbgs) 92.35 (TIC)
10. Screened interval/open hole (fbgs) 73 to 93
11. Well Casing: Diameter: 2 inch Material: ■ PVC ☐ Carbon Steel ☐ Stainless Steel
12. Well Screen (or open hole diameter): Diameter: 2 inch Material: ■ PVC ☐ Carbon Steel ☐ Stainless Steel
13. Screen Size (slot) Screen Slot Size _____

14. Date and Time of Deployment Date: 2/13/18 Time: 12:50
15. Depth to Ground Water Depth to ground water at time of deployment 18.98 feet below TIC
16. Date and Time of Retrieval Date: 2/27/18 Time: 10:50 (PDB); 10:55 (RPP)
17. Depth to Ground Water Depth to ground water at time of retrieval 18.77 feet below TIC
18. Type of Deployment Line Used Diameter: 0.25 inch Material: Nylon line

19. Material and Mass (oz.) of PDBS Weight Stainless Steel, approx. 16 oz. (stainless steel recommended)
20. Type of PDBS Used
    ■ Lab Filled (Modified Trip Blank must be taken at time of deployment)
    ☐ Field Filled (Modified equipment blank of fill water must be taken at time of deployment. If PDBS isn't filled at well head, blank must travel with samplers until last sampler is deployed. Blank is then taken.)
21. Dimensions of PDBS Length (in.) 24 inches Diameter (in.) 1.25 inches Filled 220 ml
22. Position of PDBS Weight
    ☐ Attached to bottom of PDBS and suspended in well
    ☐ Attached to bottom of deployment line and suspended in well
    ■ Attached to bottom of deployment line and resting on bottom of well (preferred)
23. Position of PDBS in Well Screen (ft. from measuring point to center of PDBS)

1st PDBS	2nd PDBS	3rd PDBS	4th PDBS
approx. 82.35 ft (center of screen)			
5th PDBS	**6th PDBS**	**7th PDBS**	**8th PDBS**

24. If the saturated portion of the well screen or open hole is greater than 5 feet, has the well been vertically profiled to assess the potential for contaminant stratification?
    ☐ **No**, this well is being profiled during this sampling round
    ☐ **Yes**, this well was profiled already. Date when well was profiled: _____
25. If the saturated portion of the well screen or open hole is greater than 10 feet, has the well been flow tested to assess the potential for vertical flow to be present within the well?
    ■ **No**, flow testing has not been conducted in this well
    ☐ **Yes**, flow testing of this well was conducted. Date of testing: _____
    Type of flow meter used: _____
    Measurements taken every _____ feet **[Please Attach Results]**
26. Weather Conditions During Deployment Temp. 30 ° F Wind None ■ Sunny ☐ Overcast ☐ Raining ☐ Snowing
27. Weather Conditions During Retrieval Temp. 45 ° F Wind Slight ■ Sunny ☐ Overcast ☐ Raining ☐ Snowing

28. Field Sampling Technician: Name(s) and Company (please print clearly)

Name	Company
Jon Byk, D. Brockerhoff, Priscilla Merta	Tetra Tech

New Jersey Department of Environmental Protection
Checklist for the Submission of Sampling Data for Passive Diffusion Bag Samplers (PDBS)

1. Site: Former Lockheed Electronics Company Site
2. Location: Watchung and North Plainfield, NJ
3. Well Designation: MW-545D
4. Well Permit Number: 25-54784

5. Type of Well: ■ Monitoring ☐ Extraction ☐ Residential ☐ Public Supply ☐ Irrigation ☐ Other
6. Well Surface Finish: ☐ Stick Up ■ Flush Mount
7. Location of Measuring Point: ■ Top of Casing ☐ Other (specify) _____
8. **NOTE:** PDBS represent a point sample within the screened interval or open hole of the well. It is critical to know the exact depth within the well where the PDBS is deployed. Well construction specifications, which are typically used to determine where to set the PDBS in the well, are measured in feet below ground surface (fbgs). If the depth interval for PDBS deployment is measured from the reference point identified above, the difference between this reference point and the ground surface must be measured and accounted for to determine the proper depth interval to set the PDBS. Please identify below, any differences between the measuring point identified above and actual ground surface at the well head.

   Distance between measuring point and ground surface (ft.) 0.24 feet below grade
9. Total Well Depth (fbgs) 196.50 (TIC)
10. Screened interval/open hole (fbgs) 180 to 200
11. Well Casing: Diameter: 2 inch Material: ■ PVC ☐ Carbon Steel ☐ Stainless Steel
12. Well Screen (or open hole diameter): Diameter: 2 inch Material: ■ PVC ☐ Carbon Steel ☐ Stainless Steel
13. Screen Size (slot) Screen Slot Size _____

14. Date and Time of Deployment Date: 2/13/18 Time: 12:40
15. Depth to Ground Water Depth to ground water at time of deployment 18.56 feet below TIC
16. Date and Time of Retrieval Date: 2/27/18 Time: 11:00
17. Depth to Ground Water Depth to ground water at time of retrieval 18.49 feet below TIC
18. Type of Deployment Line Used Diameter: 0.25 inch Material: Nylon line

19. Material and Mass (oz.) of PDBS Weight Stainless Steel, approx. 16 oz. (stainless steel recommended)
20. Type of PDBS Used
    ■ Lab Filled (Modified Trip Blank must be taken at time of deployment)
    ☐ Field Filled (Modified equipment blank of fill water must be taken at time of deployment. If PDBS isn't filled at well head, blank must travel with samplers until last sampler is deployed. Blank is then taken.)
21. Dimensions of PDBS Length (in.) 24 inches Diameter (in.) 1.25 inches Filled 220 ml
22. Position of PDBS Weight
    ☐ Attached to bottom of PDBS and suspended in well
    ☐ Attached to bottom of deployment line and suspended in well
    ■ Attached to bottom of deployment line and resting on bottom of well (preferred)
23. Position of PDBS in Well Screen (ft. from measuring point to center of PDBS)

1st PDBS	2nd PDBS	3rd PDBS	4th PDBS
approx. 184.7 ft bgs			
5th PDBS	**6th PDBS**	**7th PDBS**	**8th PDBS**

24. If the saturated portion of the well screen or open hole is greater than 5 feet, has the well been vertically profiled to assess the potential for contaminant stratification?
    ☐ **No**, this well is being profiled during this sampling round
    ☐ **Yes**, this well was profiled already. Date when well was profiled: _____
25. If the saturated portion of the well screen or open hole is greater than 10 feet, has the well been flow tested to assess the potential for vertical flow to be present within the well?
    ■ **No**, flow testing has not been conducted in this well
    ☐ **Yes**, flow testing of this well was conducted. Date of testing: _____
    Type of flow meter used: _____
    Measurements taken every _____ feet **[Please Attach Results]**
26. Weather Conditions During Deployment Temp. 30 ° F Wind None ■ Sunny ☐ Overcast ☐ Raining ☐ Snowing
27. Weather Conditions During Retrieval Temp. 45 ° F Wind Slight ■ Sunny ☐ Overcast ☐ Raining ☐ Snowing

28. Field Sampling Technician: Name(s) and Company (please print clearly)

Name	Company
Jon Byk, Tetra Tech, D. Brockerhoff, Tetra Tech, Priscilla Merta, Tetra Tech	

New Jersey Department of Environmental Protection
Checklist for the Submission of Sampling Data for Passive Diffusion Bag Samplers (PDBS)

1. Site: Former Lockheed Electronics Company Site
2. Location: Watchung and North Plainfield, NJ
3. Well Designation: MW-546S
4. Well Permit Number: 25-55005

5. Type of Well: ■ Monitoring ☐ Extraction ☐ Residential ☐ Public Supply ☐ Irrigation ☐ Other
6. Well Surface Finish: ☐ Stick Up ■ Flush Mount
7. Location of Measuring Point: ■ Top of Casing ☐ Other (specify) _____
8. **NOTE:** PDBS represent a point sample within the screened interval or open hole of the well. It is critical to know the exact depth within the well where the PDBS is deployed. Well construction specifications, which are typically used to determine where to set the PDBS in the well, are measured in feet below ground surface (fbgs). If the depth interval for PDBS deployment is measured from the reference point identified above, the difference between this reference point and the ground surface must be measured and accounted for to determine the proper depth interval to set the PDBS. Please identify below, any differences between the measuring point identified above and actual ground surface at the well head.

   Distance between measuring point and ground surface (ft.) 0.32 feet below grade
9. Total Well Depth (fbgs) 31.41 (TIC)
10. Screened interval/open hole (fbgs) 12 to 32
11. Well Casing: Diameter: 2 inch Material: ■ PVC ☐ Carbon Steel ☐ Stainless Steel
12. Well Screen (or open hole diameter): Diameter: 2 inch Material: ■ PVC ☐ Carbon Steel ☐ Stainless Steel
13. Screen Size (slot) Screen Slot Size _____

14. Date and Time of Deployment Date: 2/13/18 Time: 10:25
15. Depth to Ground Water Depth to ground water at time of deployment 7.70 feet below TIC
16. Date and Time of Retrieval Date: 2/27/18 Time: 9:45
17. Depth to Ground Water Depth to ground water at time of retrieval 7.35 feet below TIC
18. Type of Deployment Line Used Diameter: 0.25 inch Material: Nylon line

19. Material and Mass (oz.) of PDBS Weight Stainless Steel, approx. 16 oz. (stainless steel recommended)
20. Type of PDBS Used
    ■ Lab Filled (Modified Trip Blank must be taken at time of deployment)
    ☐ Field Filled (Modified equipment blank of fill water must be taken at time of deployment. If PDBS isn't filled at well head, blank must travel with samplers until last sampler is deployed. Blank is then taken.)
21. Dimensions of PDBS Length (in.) 24 inches Diameter (in.) 1.25 inches Filled 220 ml
22. Position of PDBS Weight
    ☐ Attached to bottom of PDBS and suspended in well
    ☐ Attached to bottom of deployment line and suspended in well
    ■ Attached to bottom of deployment line and resting on bottom of well (preferred)
23. Position of PDBS in Well Screen (ft. from measuring point to center of PDBS)

1st PDBS	2nd PDBS	3rd PDBS	4th PDBS
approx. 21.41 ft (center of screen)			
5th PDBS	**6th PDBS**	**7th PDBS**	**8th PDBS**

24. If the saturated portion of the well screen or open hole is greater than 5 feet, has the well been vertically profiled to assess the potential for contaminant stratification?
    ☐ **No**, this well is being profiled during this sampling round
    ☐ **Yes**, this well was profiled already. Date when well was profiled: _____
25. If the saturated portion of the well screen or open hole is greater than 10 feet, has the well been flow tested to assess the potential for vertical flow to be present within the well?
    ■ **No**, flow testing has not been conducted in this well
    ☐ **Yes**, flow testing of this well was conducted. Date of testing: _____
    Type of flow meter used: _____
    Measurements taken every _____ feet **[Please Attach Results]**
26. Weather Conditions During Deployment Temp. 30 ° F Wind None ■ Sunny ☐ Overcast ☐ Raining ☐ Snowing
27. Weather Conditions During Retrieval Temp. 45 ° F Wind Slight ■ Sunny ☐ Overcast ☐ Raining ☐ Snowing

28. Field Sampling Technician: Name(s) and Company (please print clearly)

Name	Company
Jon Byk, Tetra Tech, D. Brockerhoff, Tetra Tech, Priscilla Merta, Tetra Tech	

New Jersey Department of Environmental Protection
Checklist for the Submission of Sampling Data for Passive Diffusion Bag Samplers (PDBS)

1. Site: Former Lockheed Electronics Company Site
2. Location: Watchung and North Plainfield, NJ
3. Well Designation: MW-546I
4. Well Permit Number: 25-55004

5. Type of Well: ■ Monitoring ☐ Extraction ☐ Residential ☐ Public Supply ☐ Irrigation ☐ Other
6. Well Surface Finish: ☐ Stick Up ■ Flush Mount
7. Location of Measuring Point: ■ Top of Casing ☐ Other (specify) _____
8. **NOTE:** PDBS represent a point sample within the screened interval or open hole of the well. It is critical to know the exact depth within the well where the PDBS is deployed. Well construction specifications, which are typically used to determine where to set the PDBS in the well, are measured in feet below ground surface (fbgs). If the depth interval for PDBS deployment is measured from the reference point identified above, the difference between this reference point and the ground surface must be measured and accounted for to determine the proper depth interval to set the PDBS. Please identify below, any differences between the measuring point identified above and actual ground surface at the well head.

   Distance between measuring point and ground surface (ft.) 0.81 feet below grade
9. Total Well Depth (fbgs) 99.32 (TIC)
10. Screened interval/open hole (fbgs) 80 to 100
11. Well Casing: Diameter: 2 inch Material: ■ PVC ☐ Carbon Steel ☐ Stainless Steel
12. Well Screen (or open hole diameter): Diameter: 2 inch Material: ■ PVC ☐ Carbon Steel ☐ Stainless Steel
13. Screen Size (slot) Screen Slot Size _____

14. Date and Time of Deployment Date: 2/13/18 Time: 10:30
15. Depth to Ground Water Depth to ground water at time of deployment 10.07 feet below TIC
16. Date and Time of Retrieval Date: 2/27/18 Time: 9:50
17. Depth to Ground Water Depth to ground water at time of retrieval 9.60 feet below TIC
18. Type of Deployment Line Used Diameter: 0.25 inch Material: Nylon line

19. Material and Mass (oz.) of PDBS Weight Stainless Steel, approx. 16 oz. (stainless steel recommended)
20. Type of PDBS Used
    ■ Lab Filled (Modified Trip Blank must be taken at time of deployment)
    ☐ Field Filled (Modified equipment blank of fill water must be taken at time of deployment. If PDBS isn't filled at well head, blank must travel with samplers until last sampler is deployed. Blank is then taken.)
21. Dimensions of PDBS Length (in.) 24 inches Diameter (in.) 1.25 inches Filled 220 ml
22. Position of PDBS Weight
    ☐ Attached to bottom of PDBS and suspended in well
    ☐ Attached to bottom of deployment line and suspended in well
    ■ Attached to bottom of deployment line and resting on bottom of well (preferred)
23. Position of PDBS in Well Screen (ft. from measuring point to center of PDBS)

1st PDBS	2nd PDBS	3rd PDBS	4th PDBS
approx. 89.32 ft (center of screen)			
5th PDBS	**6th PDBS**	**7th PDBS**	**8th PDBS**

24. If the saturated portion of the well screen or open hole is greater than 5 feet, has the well been vertically profiled to assess the potential for contaminant stratification?
    ☐ **No**, this well is being profiled during this sampling round
    ☐ **Yes**, this well was profiled already. Date when well was profiled: _____
25. If the saturated portion of the well screen or open hole is greater than 10 feet, has the well been flow tested to assess the potential for vertical flow to be present within the well?
    ■ **No**, flow testing has not been conducted in this well
    ☐ **Yes**, flow testing of this well was conducted. Date of testing: _____
    Type of flow meter used: _____
    Measurements taken every _____ feet **[Please Attach Results]**
26. Weather Conditions During Deployment Temp. 30 ° F Wind None ■ Sunny ☐ Overcast ☐ Raining ☐ Snowing
27. Weather Conditions During Retrieval Temp. 45 ° F Wind Slight ■ Sunny ☐ Overcast ☐ Raining ☐ Snowing

28. Field Sampling Technician: Name(s) and Company (please print clearly)

Name	Company
Jon Byk, Tetra Tech, D. Brockerhoff, Tetra Tech, Priscilla Merta, Tetra Tech	

New Jersey Department of Environmental Protection
Checklist for the Submission of Sampling Data for Passive Diffusion Bag Samplers (PDBS)

1. Site: Former Lockheed Electronics Company Site
2. Location: Watchung and North Plainfield, NJ
3. Well Designation: MW-546D
4. Well Permit Number: 25-55003

5. Type of Well: ■ Monitoring ☐ Extraction ☐ Residential ☐ Public Supply ☐ Irrigation ☐ Other
6. Well Surface Finish: ☐ Stick Up ■ Flush Mount
7. Location of Measuring Point: ■ Top of Casing ☐ Other (specify) _____
8. **NOTE:** PDBS represent a point sample within the screened interval or open hole of the well. It is critical to know the exact depth within the well where the PDBS is deployed. Well construction specifications, which are typically used to determine where to set the PDBS in the well, are measured in feet below ground surface (fbgs). If the depth interval for PDBS deployment is measured from the reference point identified above, the difference between this reference point and the ground surface must be measured and accounted for to determine the proper depth interval to set the PDBS. Please identify below, any differences between the measuring point identified above and actual ground surface at the well head.

   Distance between measuring point and ground surface (ft.) 0.60 feet below grade
9. Total Well Depth (fbgs) 197.50 (TIC)
10. Screened interval/open hole (fbgs) 180 to 200
11. Well Casing: Diameter: 2 inch Material: ■ PVC ☐ Carbon Steel ☐ Stainless Steel
12. Well Screen (or open hole diameter): Diameter: 2 inch Material: ■ PVC ☐ Carbon Steel ☐ Stainless Steel
13. Screen Size (slot) Screen Slot Size _____

14. Date and Time of Deployment Date: 2/13/18 Time: 10:35
15. Depth to Ground Water Depth to ground water at time of deployment 17.60 feet below TIC
16. Date and Time of Retrieval Date: 2/27/18 Time: 9:55
17. Depth to Ground Water Depth to ground water at time of retrieval 17.53 feet below TIC
18. Type of Deployment Line Used Diameter: 0.25 inch Material: Nylon line

19. Material and Mass (oz.) of PDBS Weight Stainless Steel, approx. 16 oz. (stainless steel recommended)
20. Type of PDBS Used
    ■ Lab Filled (Modified Trip Blank must be taken at time of deployment)
    ☐ Field Filled (Modified equipment blank of fill water must be taken at time of deployment. If PDBS isn't filled at well head, blank must travel with samplers until last sampler is deployed. Blank is then taken.)
21. Dimensions of PDBS Length (in.) 24 inches Diameter (in.) 1.25 inches Filled 220 ml
22. Position of PDBS Weight
    ☐ Attached to bottom of PDBS and suspended in well
    ☐ Attached to bottom of deployment line and suspended in well
    ■ Attached to bottom of deployment line and resting on bottom of well (preferred)
23. Position of PDBS in Well Screen (ft. from measuring point to center of PDBS)

1st PDBS	2nd PDBS	3rd PDBS	4th PDBS
approx. 187.50 ft (center of screen)			
5th PDBS	**6th PDBS**	**7th PDBS**	**8th PDBS**

24. If the saturated portion of the well screen or open hole is greater than 5 feet, has the well been vertically profiled to assess the potential for contaminant stratification?
    ☐ **No**, this well is being profiled during this sampling round
    ☐ **Yes**, this well was profiled already. Date when well was profiled: _____
25. If the saturated portion of the well screen or open hole is greater than 10 feet, has the well been flow tested to assess the potential for vertical flow to be present within the well?
    ■ **No**, flow testing has not been conducted in this well
    ☐ **Yes**, flow testing of this well was conducted. Date of testing: _____
    Type of flow meter used: _____
    Measurements taken every _____ feet **[Please Attach Results]**
26. Weather Conditions During Deployment Temp. 30 ° F Wind None ■ Sunny ☐ Overcast ☐ Raining ☐ Snowing
27. Weather Conditions During Retrieval Temp. 45 ° F Wind Slight ■ Sunny ☐ Overcast ☐ Raining ☐ Snowing

28. Field Sampling Technician: Name(s) and Company (please print clearly)

Name	Company
Jon Byk, Tetra Tech, D. Brockerhoff, Tetra Tech, Priscilla Merta, Tetra Tech	

New Jersey Department of Environmental Protection
Checklist for the Submission of Sampling Data for Passive Diffusion Bag Samplers (PDBS)

1. Site: Former Lockheed Electronics Company Site
2. Location: Watchung and North Plainfield, NJ
3. Well Designation: MW-547S
4. Well Permit Number: 25-54780

5. Type of Well: ■ Monitoring ☐ Extraction ☐ Residential ☐ Public Supply ☐ Irrigation ☐ Other
6. Well Surface Finish: ☐ Stick Up ■ Flush Mount
7. Location of Measuring Point: ■ Top of Casing ☐ Other (specify) _____
8. **NOTE:** PDBS represent a point sample within the screened interval or open hole of the well. It is critical to know the exact depth within the well where the PDBS is deployed. Well construction specifications, which are typically used to determine where to set the PDBS in the well, are measured in feet below ground surface (fbgs). If the depth interval for PDBS deployment is measured from the reference point identified above, the difference between this reference point and the ground surface must be measured and accounted for to determine the proper depth interval to set the PDBS. Please identify below, any differences between the measuring point identified above and actual ground surface at the well head.

   Distance between measuring point and ground surface (ft.) 0.34 feet below grade
9. Total Well Depth (fbgs) 21.8 (TIC)
10. Screened interval/open hole (fbgs) 2 to 22
11. Well Casing: Diameter: 2 inch Material: ■ PVC ☐ Carbon Steel ☐ Stainless Steel
12. Well Screen (or open hole diameter): Diameter: 2 inch Material: ■ PVC ☐ Carbon Steel ☐ Stainless Steel
13. Screen Size (slot) Screen Slot Size _____

14. Date and Time of Deployment Date: 2/13/18 Time: 13:40
15. Depth to Ground Water Depth to ground water at time of deployment 2.62 feet below TIC
16. Date and Time of Retrieval Date: 2/27/18 Time: 13:30
17. Depth to Ground Water Depth to ground water at time of retrieval 2.47 feet below TIC
18. Type of Deployment Line Used Diameter: 0.25 inch Material: Nylon line

19. Material and Mass (oz.) of PDBS Weight Stainless Steel, approx. 16 oz. (stainless steel recommended)
20. Type of PDBS Used
    ■ Lab Filled (Modified Trip Blank must be taken at time of deployment)
    ☐ Field Filled (Modified equipment blank of fill water must be taken at time of deployment. If PDBS isn't filled at well head, blank must travel with samplers until last sampler is deployed. Blank is then taken.)
21. Dimensions of PDBS Length (in.) 24 inches Diameter (in.) 1.25 inches Filled 220 ml
22. Position of PDBS Weight
    ☐ Attached to bottom of PDBS and suspended in well
    ☐ Attached to bottom of deployment line and suspended in well
    ■ Attached to bottom of deployment line and resting on bottom of well (preferred)
23. Position of PDBS in Well Screen (ft. from measuring point to center of PDBS)

1st PDBS	2nd PDBS	3rd PDBS	4th PDBS
2.5 ft. bgs.			

5th PDBS	6th PDBS	7th PDBS	8th PDBS

24. If the saturated portion of the well screen or open hole is greater than 5 feet, has the well been vertically profiled to assess the potential for contaminant stratification?
    ☐ **No**, this well is being profiled during this sampling round
    ☐ **Yes**, this well was profiled already. Date when well was profiled: _____
25. If the saturated portion of the well screen or open hole is greater than 10 feet, has the well been flow tested to assess the potential for vertical flow to be present within the well?
    ■ **No**, flow testing has not been conducted in this well
    ☐ **Yes**, flow testing of this well was conducted. Date of testing: _____
    Type of flow meter used: _____
    Measurements taken every _____ feet **[Please Attach Results]**
26. Weather Conditions During Deployment Temp. 30 ° F Wind None ■ Sunny ☐ Overcast ☐ Raining ☐ Snowing
27. Weather Conditions During Retrieval Temp. 45 ° F Wind Slight ■ Sunny ☐ Overcast ☐ Raining ☐ Snowing

28. Field Sampling Technician: Name(s) and Company (please print clearly)

Name	Company
Jon Byk, D. Brockerhoff, Priscilla Merta	Tetra Tech

New Jersey Department of Environmental Protection
Checklist for the Submission of Sampling Data for Passive Diffusion Bag Samplers (PDBS)

1. Site: Former Lockheed Electronics Company Site
2. Location: Watchung and North Plainfield, NJ
3. Well Designation: MW-547I
4. Well Permit Number: 25-54781

5. Type of Well: ■ Monitoring ☐ Extraction ☐ Residential ☐ Public Supply ☐ Irrigation ☐ Other
6. Well Surface Finish: ☐ Stick Up ■ Flush Mount
7. Location of Measuring Point: ■ Top of Casing ☐ Other (specify) _____
8. **NOTE:** PDBS represent a point sample within the screened interval or open hole of the well. It is critical to know the exact depth within the well where the PDBS is deployed. Well construction specifications, which are typically used to determine where to set the PDBS in the well, are measured in feet below ground surface (fbgs). If the depth interval for PDBS deployment is measured from the reference point identified above, the difference between this reference point and the ground surface must be measured and accounted for to determine the proper depth interval to set the PDBS. Please identify below, any differences between the measuring point identified above and actual ground surface at the well head.

   Distance between measuring point and ground surface (ft.) 0.32 feet below grade
9. Total Well Depth (fbgs) 99.4 (TIC)
10. Screened interval/open hole (fbgs) 80 to 100
11. Well Casing: Diameter: 2 inch Material: ■ PVC ☐ Carbon Steel ☐ Stainless Steel
12. Well Screen (or open hole diameter): Diameter: 2 inch Material: ■ PVC ☐ Carbon Steel ☐ Stainless Steel
13. Screen Size (slot) Screen Slot Size _____

14. Date and Time of Deployment Date: 2/13/18 Time: 13:45
15. Depth to Ground Water Depth to ground water at time of deployment 3.65 feet below TIC
16. Date and Time of Retrieval Date: 2/27/18 Time: 13:35
17. Depth to Ground Water Depth to ground water at time of retrieval 3.46 feet below TIC
18. Type of Deployment Line Used Diameter: 0.25 inch Material: Nylon line

19. Material and Mass (oz.) of PDBS Weight Stainless Steel, approx. 16 oz. (stainless steel recommended)
20. Type of PDBS Used
    ■ Lab Filled (Modified Trip Blank must be taken at time of deployment)
    ☐ Field Filled (Modified equipment blank of fill water must be taken at time of deployment. If PDBS isn't filled at well head, blank must travel with samplers until last sampler is deployed. Blank is then taken.)
21. Dimensions of PDBS Length (in.) 24 inches Diameter (in.) 1.25 inches Filled 220 ml
22. Position of PDBS Weight
    ☐ Attached to bottom of PDBS and suspended in well
    ☐ Attached to bottom of deployment line and suspended in well
    ■ Attached to bottom of deployment line and resting on bottom of well (preferred)
23. Position of PDBS in Well Screen (ft. from measuring point to center of PDBS)

1st PDBS	2nd PDBS	3rd PDBS	4th PDBS
2.5 ft. bgs.			

5th PDBS	6th PDBS	7th PDBS	8th PDBS

24. If the saturated portion of the well screen or open hole is greater than 5 feet, has the well been vertically profiled to assess the potential for contaminant stratification?
    ☐ **No**, this well is being profiled during this sampling round
    ☐ **Yes**, this well was profiled already. Date when well was profiled: _____
25. If the saturated portion of the well screen or open hole is greater than 10 feet, has the well been flow tested to assess the potential for vertical flow to be present within the well?
    ■ **No**, flow testing has not been conducted in this well
    ☐ **Yes**, flow testing of this well was conducted. Date of testing: _____
    Type of flow meter used: _____
    Measurements taken every _____ feet **[Please Attach Results]**
26. Weather Conditions During Deployment Temp. 30 ° F Wind None ■ Sunny ☐ Overcast ☐ Raining ☐ Snowing
27. Weather Conditions During Retrieval Temp. 45 ° F Wind Slight ■ Sunny ☐ Overcast ☐ Raining ☐ Snowing

28. Field Sampling Technician: Name(s) and Company (please print clearly)

Name	Company
Jon Byk, D. Brockerhoff, Priscilla Merta	Tetra Tech

New Jersey Department of Environmental Protection
Checklist for the Submission of Sampling Data for Passive Diffusion Bag Samplers (PDBS)

1. Site: Former Lockheed Electronics Company Site
2. Location: Watchung and North Plainfield, NJ
3. Well Designation: MW-547D
4. Well Permit Number: 25-54782

5. Type of Well: ■Monitoring ☐Extraction ☐Residential ☐Public Supply ☐Irrigation ☐Other
6. Well Surface Finish: ☐Stick Up ■Flush Mount
7. Location of Measuring Point: ■Top of Casing ☐Other (specify) _____
8. **NOTE:** PDBS represent a point sample within the screened interval or open hole of the well. It is critical to know the exact depth within the well where the PDBS is deployed. Well construction specifications, which are typically used to determine where to set the PDBS in the well, are measured in feet below ground surface (fbgs). If the depth interval for PDBS deployment is measured from the reference point identified above, the difference between this reference point and the ground surface must be measured and accounted for to determine the proper depth interval to set the PDBS. Please identify below, any differences between the measuring point identified above and actual ground surface at the well head.

   Distance between measuring point and ground surface (ft.) 0.43 feet below grade
9. Total Well Depth (fbgs) 189.4 (TIC)
10. Screened interval/open hole (fbgs) 180 to 200
11. Well Casing: Diameter: 2 inch Material: ■PVC ☐Carbon Steel ☐Stainless Steel
12. Well Screen (or open hole diameter): Diameter: 2 inch Material: ■PVC ☐Carbon Steel ☐Stainless Steel
13. Screen Size (slot) Screen Slot Size _____

14. Date and Time of Deployment Date: 2/13/18 Time: 13:50
15. Depth to Ground Water Depth to ground water at time of deployment 4.70 feet below TIC
16. Date and Time of Retrieval Date: 2/27/18 Time: 13:40
17. Depth to Ground Water Depth to ground water at time of retrieval 4.39 feet below TIC
18. Type of Deployment Line Used Diameter: 0.25 inch Material: Nylon line

19. Material and Mass (oz.) of PDBS Weight Stainless Steel, approx. 16 oz. (stainless steel recommended)
20. Type of PDBS Used
    ■Lab Filled (Modified Trip Blank must be taken at time of deployment)
    ☐Field Filled (Modified equipment blank of fill water must be taken at time of deployment. If PDBS isn't filled at well head, blank must travel with samplers until last sampler is deployed. Blank is then taken.)
21. Dimensions of PDBS Length (in.) 24 inches Diameter (in.) 1.25 inches Filled 220 ml
22. Position of PDBS Weight
    ☐Attached to bottom of PDBS and suspended in well
    ☐Attached to bottom of deployment line and suspended in well
    ■Attached to bottom of deployment line and resting on bottom of well (preferred)
23. Position of PDBS in Well Screen (ft. from measuring point to center of PDBS)

1st PDBS	2nd PDBS	3rd PDBS	4th PDBS
2.5 ft. bgs.			

5th PDBS	6th PDBS	7th PDBS	8th PDBS

24. If the saturated portion of the well screen or open hole is greater than 5 feet, has the well been vertically profiled to assess the potential for contaminant stratification?
    ☐**No**, this well is being profiled during this sampling round
    ☐**Yes**, this well was profiled already. Date when well was profiled: _____
25. If the saturated portion of the well screen or open hole is greater than 10 feet, has the well been flow tested to assess the potential for vertical flow to be present within the well?
    ■**No**, flow testing has not been conducted in this well
    ☐**Yes**, flow testing of this well was conducted. Date of testing: _____
    Type of flow meter used: _____
    Measurements taken every _____ feet **[Please Attach Results]**
26. Weather Conditions During Deployment Temp. 30 ° F Wind None ■Sunny ☐Overcast ☐Raining ☐Snowing
27. Weather Conditions During Retrieval Temp. 45 ° F Wind Slight ■Sunny ☐Overcast ☐Raining ☐Snowing

28. Field Sampling Technician: Name(s) and Company (please print clearly)

Name	Company
Jon Byk, D. Brockerhoff, Priscilla Merta	Tetra Tech

New Jersey Department of Environmental Protection
Checklist for the Submission of Sampling Data for Passive Diffusion Bag Samplers (PDBS)

1. Site: Former Lockheed Electronics Company Site
2. Location: Watchung and North Plainfield, NJ
3. Well Designation: MW-549S
4. Well Permit Number: 25-60735

5. Type of Well: ■ Monitoring ☐ Extraction ☐ Residential ☐ Public Supply ☐ Irrigation ☐ Other
6. Well Surface Finish: ■ Stick Up ☐ Flush Mount
7. Location of Measuring Point: ■ Top of Casing ☐ Other (specify) _____
8. **NOTE:** PDBS represent a point sample within the screened interval or open hole of the well. It is critical to know the exact depth within the well where the PDBS is deployed. Well construction specifications, which are typically used to determine where to set the PDBS in the well, are measured in feet below ground surface (fbgs). If the depth interval for PDBS deployment is measured from the reference point identified above, the difference between this reference point and the ground surface must be measured and accounted for to determine the proper depth interval to set the PDBS. Please identify below, any differences between the measuring point identified above and actual ground surface at the well head.

   Distance between measuring point and ground surface (ft.) 0.39 feet below TOC
9. Total Well Depth (fbgs) 115.84 (TIC)
10. Screened interval/open hole (fbgs) 90 to 110
11. Well Casing: Diameter: 2 inch Material: ■ PVC ☐ Carbon Steel ☐ Stainless Steel
12. Well Screen (or open hole diameter): Diameter: 2 inch Material: ■ PVC ☐ Carbon Steel ☐ Stainless Steel
13. Screen Size (slot) Screen Slot Size _____

14. Date and Time of Deployment Date: 2/13/18 Time: 7:40
15. Depth to Ground Water Depth to ground water at time of deployment 55.17 feet below TIC
16. Date and Time of Retrieval Date: 2/27/18 Time: 7:30
17. Depth to Ground Water Depth to ground water at time of retrieval 55.10 feet below TIC
18. Type of Deployment Line Used Diameter: 0.25 inch Material: Nylon line

19. Material and Mass (oz.) of PDBS Weight Stainless Steel, approx. 12 oz. (stainless steel recommended)
20. Type of PDBS Used
    ■ Lab Filled (Modified Trip Blank must be taken at time of deployment)
    ☐ Field Filled (Modified equipment blank of fill water must be taken at time of deployment. If PDBS isn't filled at well head, blank must travel with samplers until last sampler is deployed. Blank is then taken.)
21. Dimensions of PDBS Length (in.) 24 inches Diameter (in.) 1.25 inches Filled 220 ml
22. Position of PDBS Weight
    ☐ Attached to bottom of PDBS and suspended in well
    ☐ Attached to bottom of deployment line and suspended in well
    ■ Attached to bottom of deployment line and resting on bottom of well (preferred)
23. Position of PDBS in Well Screen (ft. from measuring point to center of PDBS)

1st PDBS	2nd PDBS	3rd PDBS	4th PDBS
approx. 104 ft bgs (center of screen)			
5th PDBS	**6th PDBS**	**7th PDBS**	**8th PDBS**

24. If the saturated portion of the well screen or open hole is greater than 5 feet, has the well been vertically profiled to assess the potential for contaminant stratification?
    ☐ **No**, this well is being profiled during this sampling round
    ☐ **Yes**, this well was profiled already. Date when well was profiled: _____
25. If the saturated portion of the well screen or open hole is greater than 10 feet, has the well been flow tested to assess the potential for vertical flow to be present within the well?
    ■ **No**, flow testing has not been conducted in this well
    ☐ **Yes**, flow testing of this well was conducted. Date of testing: _____
    Type of flow meter used: _____
    Measurements taken every _____ feet **[Please Attach Results]**
26. Weather Conditions During Deployment Temp. 30 ° F Wind None ■ Sunny ☐ Overcast ☐ Raining ☐ Snowing
27. Weather Conditions During Retrieval Temp. 45 ° F Wind Slight ■ Sunny ☐ Overcast ☐ Raining ☐ Snowing

28. Field Sampling Technician: Name(s) and Company (please print clearly)

Name	Company
Jon Byk, D. Brockerhoff, Priscilla Merta	Tetra Tech

New Jersey Department of Environmental Protection
Checklist for the Submission of Sampling Data for Passive Diffusion Bag Samplers (PDBS)

1. Site: Former Lockheed Electronics Company Site
2. Location: Watchung and North Plainfield, NJ
3. Well Designation: MW-549I
4. Well Permit Number: 25-60736

5. Type of Well: ■ Monitoring ☐ Extraction ☐ Residential ☐ Public Supply ☐ Irrigation ☐ Other
6. Well Surface Finish: ■ Stick Up ☐ Flush Mount
7. Location of Measuring Point: ■ Top of Casing ☐ Other (specify) _____
8. **NOTE:** PDBS represent a point sample within the screened interval or open hole of the well. It is critical to know the exact depth within the well where the PDBS is deployed. Well construction specifications, which are typically used to determine where to set the PDBS in the well, are measured in feet below ground surface (fbgs). If the depth interval for PDBS deployment is measured from the reference point identified above, the difference between this reference point and the ground surface must be measured and accounted for to determine the proper depth interval to set the PDBS. Please identify below, any differences between the measuring point identified above and actual ground surface at the well head.

   Distance between measuring point and ground surface (ft.) 0.15 feet below TOC
9. Total Well Depth (fbgs) 212.25 (TIC)
10. Screened interval/open hole (fbgs) 190 to 210
11. Well Casing: Diameter: 2 inch Material: ■ PVC ☐ Carbon Steel ☐ Stainless Steel
12. Well Screen (or open hole diameter): Diameter: 2 inch Material: ■ PVC ☐ Carbon Steel ☐ Stainless Steel
13. Screen Size (slot) Screen Slot Size _____

14. Date and Time of Deployment Date: 2/13/18 Time: 7:45
15. Depth to Ground Water Depth to ground water at time of deployment 56.29 feet below TIC
16. Date and Time of Retrieval Date: 2/27/18 Time: 7:25
17. Depth to Ground Water Depth to ground water at time of retrieval 53.80 feet below TIC
18. Type of Deployment Line Used Diameter: 0.25 inch Material: Nylon line

19. Material and Mass (oz.) of PDBS Weight Stainless Steel, approx. 12 oz. (stainless steel recommended)
20. Type of PDBS Used
    ■ Lab Filled (Modified Trip Blank must be taken at time of deployment)
    ☐ Field Filled (Modified equipment blank of fill water must be taken at time of deployment. If PDBS isn't filled at well head, blank must travel with samplers until last sampler is deployed. Blank is then taken.)
21. Dimensions of PDBS Length (in.) 24 inches Diameter (in.) 1.25 inches Filled 220 ml
22. Position of PDBS Weight
    ☐ Attached to bottom of PDBS and suspended in well
    ☐ Attached to bottom of deployment line and suspended in well
    ■ Attached to bottom of deployment line and resting on bottom of well (preferred)
23. Position of PDBS in Well Screen (ft. from measuring point to center of PDBS)

1st PDBS	2nd PDBS	3rd PDBS	4th PDBS
approx. 201 ft bgs			
(collected field duplicate sample DUP-01)			
5th PDBS	**6th PDBS**	**7th PDBS**	**8th PDBS**

24. If the saturated portion of the well screen or open hole is greater than 5 feet, has the well been vertically profiled to assess the potential for contaminant stratification?
    ☐ **No**, this well is being profiled during this sampling round
    ☐ **Yes**, this well was profiled already. Date when well was profiled: _____
25. If the saturated portion of the well screen or open hole is greater than 10 feet, has the well been flow tested to assess the potential for vertical flow to be present within the well?
    ■ **No**, flow testing has not been conducted in this well
    ☐ **Yes**, flow testing of this well was conducted. Date of testing: _____
    Type of flow meter used: _____
    Measurements taken every _____ feet **[Please Attach Results]**
26. Weather Conditions During Deployment Temp. 30 ° F Wind None ■ Sunny ☐ Overcast ☐ Raining ☐ Snowing
27. Weather Conditions During Retrieval Temp. 45 ° F Wind Slight ■ Sunny ☐ Overcast ☐ Raining ☐ Snowing

28. Field Sampling Technician: Name(s) and Company (please print clearly)

Name	Company
Jon Byk, Tetra Tech, D. Brockerhoff, Tetra Tech, Priscilla Merta, Tetra Tech	

New Jersey Department of Environmental Protection
Checklist for the Submission of Sampling Data for Passive Diffusion Bag Samplers (PDBS)

1. Site: Former Lockheed Electronics Company Site
2. Location: Watchung and North Plainfield, NJ
3. Well Designation: MW-550S
4. Well Permit Number: 25-60738

5. Type of Well: ■ Monitoring ☐ Extraction ☐ Residential ☐ Public Supply ☐ Irrigation ☐ Other
6. Well Surface Finish: ☐ Stick Up ■ Flush Mount
7. Location of Measuring Point: ■ Top of Casing ☐ Other (specify) _____
8. **NOTE:** PDBS represent a point sample within the screened interval or open hole of the well. It is critical to know the exact depth within the well where the PDBS is deployed. Well construction specifications, which are typically used to determine where to set the PDBS in the well, are measured in feet below ground surface (fbgs). If the depth interval for PDBS deployment is measured from the reference point identified above, the difference between this reference point and the ground surface must be measured and accounted for to determine the proper depth interval to set the PDBS. Please identify below, any differences between the measuring point identified above and actual ground surface at the well head.

   Distance between measuring point and ground surface (ft.) 0.55 feet below grade
9. Total Well Depth (fbgs) 49.84 (TIC)
10. Screened interval/open hole (fbgs) 30 to 50
11. Well Casing: Diameter: 2 inch Material: ■ PVC ☐ Carbon Steel ☐ Stainless Steel
12. Well Screen (or open hole diameter): Diameter: 2 inch Material: ■ PVC ☐ Carbon Steel ☐ Stainless Steel
13. Screen Size (slot) Screen Slot Size _____

14. Date and Time of Deployment Date: 2/13/18 Time: 8:45
15. Depth to Ground Water Depth to ground water at time of deployment 19.79 feet below TIC
16. Date and Time of Retrieval Date: 2/27/18 Time: 8:10
17. Depth to Ground Water Depth to ground water at time of retrieval 19.02 feet below TIC
18. Type of Deployment Line Used Diameter: 0.25 inch Material: Nylon line

19. Material and Mass (oz.) of PDBS Weight Stainless Steel, approx. 16 oz. (stainless steel recommended)
20. Type of PDBS Used
    ■ Lab Filled (Modified Trip Blank must be taken at time of deployment)
    ☐ Field Filled (Modified equipment blank of fill water must be taken at time of deployment. If PDBS isn't filled at well head, blank must travel with samplers until last sampler is deployed. Blank is then taken.)
21. Dimensions of PDBS Length (in.) 24 inches Diameter (in.) 1.25 inches Filled 220 ml
22. Position of PDBS Weight
    ☐ Attached to bottom of PDBS and suspended in well
    ☐ Attached to bottom of deployment line and suspended in well
    ■ Attached to bottom of deployment line and resting on bottom of well (preferred)
23. Position of PDBS in Well Screen (ft. from measuring point to center of PDBS)

1st PDBS	2nd PDBS	3rd PDBS	4th PDBS
approx. 39.84 ft			

(center of screen; collected field duplicate sample

5th PDBS	6th PDBS	7th PDBS	8th PDBS

24. If the saturated portion of the well screen or open hole is greater than 5 feet, has the well been vertically profiled to assess the potential for contaminant stratification?
    ☐ **No**, this well is being profiled during this sampling round
    ☐ **Yes**, this well was profiled already. Date when well was profiled: _____
25. If the saturated portion of the well screen or open hole is greater than 10 feet, has the well been flow tested to assess the potential for vertical flow to be present within the well?
    ■ **No**, flow testing has not been conducted in this well
    ☐ **Yes**, flow testing of this well was conducted. Date of testing: _____
    Type of flow meter used: _____
    Measurements taken every _____ feet **[Please Attach Results]**
26. Weather Conditions During Deployment Temp. 30 ° F Wind None ■ Sunny ☐ Overcast ☐ Raining ☐ Snowing
27. Weather Conditions During Retrieval Temp. 45 ° F Wind Slight ■ Sunny ☐ Overcast ☐ Raining ☐ Snowing

28. Field Sampling Technician: Name(s) and Company (please print clearly)

Name	Company
Jon Byk, D. Brockerhoff, Priscilla Merta	Tetra Tech

New Jersey Department of Environmental Protection
Checklist for the Submission of Sampling Data for Passive Diffusion Bag Samplers (PDBS)

1. Site: Former Lockheed Electronics Company Site
2. Location: Watchung and North Plainfield, NJ
3. Well Designation: MW-550I
4. Well Permit Number: 25-60737

5. Type of Well: ■ Monitoring ☐ Extraction ☐ Residential ☐ Public Supply ☐ Irrigation ☐ Other
6. Well Surface Finish: ☐ Stick Up ■ Flush Mount
7. Location of Measuring Point: ■ Top of Casing ☐ Other (specify) _____
8. **NOTE:** PDBS represent a point sample within the screened interval or open hole of the well. It is critical to know the exact depth within the well where the PDBS is deployed. Well construction specifications, which are typically used to determine where to set the PDBS in the well, are measured in feet below ground surface (fbgs). If the depth interval for PDBS deployment is measured from the reference point identified above, the difference between this reference point and the ground surface must be measured and accounted for to determine the proper depth interval to set the PDBS. Please identify below, any differences between the measuring point identified above and actual ground surface at the well head.

   Distance between measuring point and ground surface (ft.) 0.35 feet below grade
9. Total Well Depth (fbgs) 100.22 (TIC)
10. Screened interval/open hole (fbgs) 80 to 100
11. Well Casing: Diameter: 2 inch Material: ■ PVC ☐ Carbon Steel ☐ Stainless Steel
12. Well Screen (or open hole diameter): Diameter: 2 inch Material: ■ PVC ☐ Carbon Steel ☐ Stainless Steel
13. Screen Size (slot) Screen Slot Size _____

14. Date and Time of Deployment Date: 2/13/18 Time: 8:40
15. Depth to Ground Water Depth to ground water at time of deployment 20.98 feet below TIC
16. Date and Time of Retrieval Date: 2/27/18 Time: 8:15
17. Depth to Ground Water Depth to ground water at time of retrieval 20.22 feet below TIC
18. Type of Deployment Line Used Diameter: 0.25 inch Material: Nylon line

19. Material and Mass (oz.) of PDBS Weight Stainless Steel, approx. 16 oz. (stainless steel recommended)
20. Type of PDBS Used
    ■ Lab Filled (Modified Trip Blank must be taken at time of deployment)
    ☐ Field Filled (Modified equipment blank of fill water must be taken at time of deployment. If PDBS isn't filled at well head, blank must travel with samplers until last sampler is deployed. Blank is then taken.)
21. Dimensions of PDBS Length (in.) 24 inches Diameter (in.) 1.25 inches Filled 220 ml
22. Position of PDBS Weight
    ☐ Attached to bottom of PDBS and suspended in well
    ☐ Attached to bottom of deployment line and suspended in well
    ■ Attached to bottom of deployment line and resting on bottom of well (preferred)
23. Position of PDBS in Well Screen (ft. from measuring point to center of PDBS)

1st PDBS	2nd PDBS	3rd PDBS	4th PDBS
approx. 90.22 ft (center of screen)			
5th PDBS	**6th PDBS**	**7th PDBS**	**8th PDBS**

24. If the saturated portion of the well screen or open hole is greater than 5 feet, has the well been vertically profiled to assess the potential for contaminant stratification?
    ☐ **No**, this well is being profiled during this sampling round
    ☐ **Yes**, this well was profiled already. Date when well was profiled: _____
25. If the saturated portion of the well screen or open hole is greater than 10 feet, has the well been flow tested to assess the potential for vertical flow to be present within the well?
    ■ **No**, flow testing has not been conducted in this well
    ☐ **Yes**, flow testing of this well was conducted. Date of testing: _____
    Type of flow meter used: _____
    Measurements taken every _____ feet **[Please Attach Results]**
26. Weather Conditions During Deployment Temp. 30 ° F Wind None ■ Sunny ☐ Overcast ☐ Raining ☐ Snowing
27. Weather Conditions During Retrieval Temp. 45 ° F Wind Slight ■ Sunny ☐ Overcast ☐ Raining ☐ Snowing

28. Field Sampling Technician: Name(s) and Company (please print clearly)

Name	Company
Jon Byk, Tetra Tech, D. Brockerhoff, Tetra Tech, Priscilla Merta, Tetra Tech	

New Jersey Department of Environmental Protection
Checklist for the Submission of Sampling Data for Passive Diffusion Bag Samplers (PDBS)

1. Site: Former Lockheed Electronics Company Site
2. Location: Watchung and North Plainfield, NJ
3. Well Designation: PZ-521S
4. Well Permit Number: 25-45029

5. Type of Well: ■ Monitoring ☐ Extraction ☐ Residential ☐ Public Supply ☐ Irrigation ☐ Other
6. Well Surface Finish: ☐ Stick Up ■ Flush Mount
7. Location of Measuring Point: ■ Top of Casing ☐ Other (specify) _____
8. **NOTE:** PDBS represent a point sample within the screened interval or open hole of the well. It is critical to know the exact depth within the well where the PDBS is deployed. Well construction specifications, which are typically used to determine where to set the PDBS in the well, are measured in feet below ground surface (fbgs). If the depth interval for PDBS deployment is measured from the reference point identified above, the difference between this reference point and the ground surface must be measured and accounted for to determine the proper depth interval to set the PDBS. Please identify below, any differences between the measuring point identified above and actual ground surface at the well head.

   Distance between measuring point and ground surface (ft.) 0.10 feet below grade
9. Total Well Depth (fbgs) 15.50 (TIC)
10. Screened interval/open hole (fbgs) 5.2 to 15.2
11. Well Casing: Diameter: 2 inch Material: ■ PVC ☐ Carbon Steel ☐ Stainless Steel
12. Well Screen (or open hole diameter): Diameter: 2 inch Material: ■ PVC ☐ Carbon Steel ☐ Stainless Steel
13. Screen Size (slot) Screen Slot Size _____

14. Date and Time of Deployment Date: 2/13/18 Time: 14:15
15. Depth to Ground Water Depth to ground water at time of deployment 3.07 feet below TIC
16. Date and Time of Retrieval Date: 2/27/18 Time: 13:45
17. Depth to Ground Water Depth to ground water at time of retrieval 2.37 feet below TIC
18. Type of Deployment Line Used Diameter: 0.25 inch Material: Nylon line

19. Material and Mass (oz.) of PDBS Weight Stainless Steel, approx. 16 oz. (stainless steel recommended)
20. Type of PDBS Used
    ■ Lab Filled (Modified Trip Blank must be taken at time of deployment)
    ☐ Field Filled (Modified equipment blank of fill water must be taken at time of deployment. If PDBS isn't filled at well head, blank must travel with samplers until last sampler is deployed. Blank is then taken.)
21. Dimensions of PDBS Length (in.) 24 inches Diameter (in.) 1.25 inches Filled 220 ml
22. Position of PDBS Weight
    ☐ Attached to bottom of PDBS and suspended in well
    ☐ Attached to bottom of deployment line and suspended in well
    ■ Attached to bottom of deployment line and resting on bottom of well (preferred)
23. Position of PDBS in Well Screen (ft. from measuring point to center of PDBS)

1st PDBS	2nd PDBS	3rd PDBS	4th PDBS
approx. 10.50 ft (center of screen)			
5th PDBS	**6th PDBS**	**7th PDBS**	**8th PDBS**

24. If the saturated portion of the well screen or open hole is greater than 5 feet, has the well been vertically profiled to assess the potential for contaminant stratification?
    ☐ **No**, this well is being profiled during this sampling round
    ☐ **Yes**, this well was profiled already. Date when well was profiled: _____
25. If the saturated portion of the well screen or open hole is greater than 10 feet, has the well been flow tested to assess the potential for vertical flow to be present within the well?
    ■ **No**, flow testing has not been conducted in this well
    ☐ **Yes**, flow testing of this well was conducted. Date of testing: _____
    Type of flow meter used: _____
    Measurements taken every _____ feet **[Please Attach Results]**
26. Weather Conditions During Deployment Temp. 30 ° F Wind None ■ Sunny ☐ Overcast ☐ Raining ☐ Snowing
27. Weather Conditions During Retrieval Temp. 45 ° F Wind Slight ■ Sunny ☐ Overcast ☐ Raining ☐ Snowing

28. Field Sampling Technician: Name(s) and Company (please print clearly)

Name	Company
Jon Byk, D. Brockerhoff, Priscilla Merta	Tetra Tech

New Jersey Department of Environmental Protection
Checklist for the Submission of Sampling Data for Passive Diffusion Bag Samplers (PDBS)

1. Site: Former Lockheed Electronics Company Site
2. Location: Watchung and North Plainfield, NJ
3. Well Designation: PZ-521I
4. Well Permit Number: 25-45028

5. Type of Well: ■ Monitoring ☐ Extraction ☐ Residential ☐ Public Supply ☐ Irrigation ☐ Other
6. Well Surface Finish: ☐ Stick Up ■ Flush Mount
7. Location of Measuring Point: ■ Top of Casing ☐ Other (specify) _____
8. **NOTE:** PDBS represent a point sample within the screened interval or open hole of the well. It is critical to know the exact depth within the well where the PDBS is deployed. Well construction specifications, which are typically used to determine where to set the PDBS in the well, are measured in feet below ground surface (fbgs). If the depth interval for PDBS deployment is measured from the reference point identified above, the difference between this reference point and the ground surface must be measured and accounted for to determine the proper depth interval to set the PDBS. Please identify below, any differences between the measuring point identified above and actual ground surface at the well head.

   Distance between measuring point and ground surface (ft.) 0.20 feet below grade
9. Total Well Depth (fbgs) 102.05 (TIC)
10. Screened interval/open hole (fbgs) 92.6 to 102.6
11. Well Casing: Diameter: 2 inch Material: ■ PVC ☐ Carbon Steel ☐ Stainless Steel
12. Well Screen (or open hole diameter): Diameter: 2 inch Material: ■ PVC ☐ Carbon Steel ☐ Stainless Steel
13. Screen Size (slot) Screen Slot Size _____

14. Date and Time of Deployment Date: 2/13/18 Time: 14:20
15. Depth to Ground Water Depth to ground water at time of deployment 4.84 feet below TIC
16. Date and Time of Retrieval Date: 2/27/18 Time: 13:50
17. Depth to Ground Water Depth to ground water at time of retrieval 4.39 feet below TIC
18. Type of Deployment Line Used Diameter: 0.25 inch Material: Nylon line

19. Material and Mass (oz.) of PDBS Weight Stainless Steel, approx. 16 oz. (stainless steel recommended)
20. Type of PDBS Used
    ■ Lab Filled (Modified Trip Blank must be taken at time of deployment)
    ☐ Field Filled (Modified equipment blank of fill water must be taken at time of deployment. If PDBS isn't filled at well head, blank must travel with samplers until last sampler is deployed. Blank is then taken.)
21. Dimensions of PDBS Length (in.) 24 inches Diameter (in.) 1.25 inches Filled 220 ml
22. Position of PDBS Weight
    ☐ Attached to bottom of PDBS and suspended in well
    ☐ Attached to bottom of deployment line and suspended in well
    ■ Attached to bottom of deployment line and resting on bottom of well (preferred)
23. Position of PDBS in Well Screen (ft. from measuring point to center of PDBS)

1st PDBS	2nd PDBS	3rd PDBS	4th PDBS
approx. 97.05 ft (center of screen)			
5th PDBS	**6th PDBS**	**7th PDBS**	**8th PDBS**

24. If the saturated portion of the well screen or open hole is greater than 5 feet, has the well been vertically profiled to assess the potential for contaminant stratification?
    ☐ **No**, this well is being profiled during this sampling round
    ☐ **Yes**, this well was profiled already. Date when well was profiled: _____
25. If the saturated portion of the well screen or open hole is greater than 10 feet, has the well been flow tested to assess the potential for vertical flow to be present within the well?
    ■ **No**, flow testing has not been conducted in this well
    ☐ **Yes**, flow testing of this well was conducted. Date of testing: _____
    Type of flow meter used: _____
    Measurements taken every _____ feet **[Please Attach Results]**
26. Weather Conditions During Deployment Temp. 30 ° F Wind None ■ Sunny ☐ Overcast ☐ Raining ☐ Snowing
27. Weather Conditions During Retrieval Temp. 45 ° F Wind Slight ■ Sunny ☐ Overcast ☐ Raining ☐ Snowing

28. Field Sampling Technician: Name(s) and Company (please print clearly)

Name	Company
Jon Byk, Tetra Tech, D. Brockerhoff, Tetra Tech, Priscilla Merta, Tetra Tech	

New Jersey Department of Environmental Protection
Checklist for the Submission of Sampling Data for Passive Diffusion Bag Samplers (PDBS)

1. Site: Former Lockheed Electronics Company Site
2. Location: Watchung and North Plainfield, NJ
3. Well Designation: PZ-522S
4. Well Permit Number: 25-45020

5. Type of Well: ■ Monitoring ☐ Extraction ☐ Residential ☐ Public Supply ☐ Irrigation ☐ Other
6. Well Surface Finish: ☐ Stick Up ■ Flush Mount
7. Location of Measuring Point: ■ Top of Casing ☐ Other (specify) _____
8. **NOTE:** PDBS represent a point sample within the screened interval or open hole of the well. It is critical to know the exact depth within the well where the PDBS is deployed. Well construction specifications, which are typically used to determine where to set the PDBS in the well, are measured in feet below ground surface (fbgs). If the depth interval for PDBS deployment is measured from the reference point identified above, the difference between this reference point and the ground surface must be measured and accounted for to determine the proper depth interval to set the PDBS. Please identify below, any differences between the measuring point identified above and actual ground surface at the well head.

   Distance between measuring point and ground surface (ft.) 0.28 feet below grade
9. Total Well Depth (fbgs) 17.41 (TIC)
10. Screened interval/open hole (fbgs) 7.7 to 17.7
11. Well Casing: Diameter: 2 inch Material: ■ PVC ☐ Carbon Steel ☐ Stainless Steel
12. Well Screen (or open hole diameter): Diameter: 2 inch Material: ■ PVC ☐ Carbon Steel ☐ Stainless Steel
13. Screen Size (slot) Screen Slot Size _____

14. Date and Time of Deployment Date: 2/13/18 Time: 11:35
15. Depth to Ground Water Depth to ground water at time of deployment 6.70 feet below TIC
16. Date and Time of Retrieval Date: 2/27/18 Time: 11:55
17. Depth to Ground Water Depth to ground water at time of retrieval 6.84 feet below TIC
18. Type of Deployment Line Used Diameter: 0.25 inch Material: Nylon line

19. Material and Mass (oz.) of PDBS Weight Stainless Steel, approx. 16 oz. (stainless steel recommended)
20. Type of PDBS Used
    ■ Lab Filled (Modified Trip Blank must be taken at time of deployment)
    ☐ Field Filled (Modified equipment blank of fill water must be taken at time of deployment. If PDBS isn't filled at well head, blank must travel with samplers until last sampler is deployed. Blank is then taken.)
21. Dimensions of PDBS Length (in.) 24 inches Diameter (in.) 1.25 inches Filled 220 ml
22. Position of PDBS Weight
    ☐ Attached to bottom of PDBS and suspended in well
    ☐ Attached to bottom of deployment line and suspended in well
    ■ Attached to bottom of deployment line and resting on bottom of well (preferred)
23. Position of PDBS in Well Screen (ft. from measuring point to center of PDBS)

1st PDBS	2nd PDBS	3rd PDBS	4th PDBS
approx. 12.41 ft (center of screen)			
5th PDBS	**6th PDBS**	**7th PDBS**	**8th PDBS**

24. If the saturated portion of the well screen or open hole is greater than 5 feet, has the well been vertically profiled to assess the potential for contaminant stratification?
    ☐ **No**, this well is being profiled during this sampling round
    ☐ **Yes**, this well was profiled already. Date when well was profiled: _____

25. If the saturated portion of the well screen or open hole is greater than 10 feet, has the well been flow tested to assess the potential for vertical flow to be present within the well?
    ■ **No**, flow testing has not been conducted in this well
    ☐ **Yes**, flow testing of this well was conducted. Date of testing: _____
    Type of flow meter used: _____
    Measurements taken every _____ feet **[Please Attach Results]**

26. Weather Conditions During Deployment Temp. 30 ° F Wind None ■ Sunny ☐ Overcast ☐ Raining ☐ Snowing
27. Weather Conditions During Retrieval Temp. 45 ° F Wind Slight ■ Sunny ☐ Overcast ☐ Raining ☐ Snowing

28. Field Sampling Technician: Name(s) and Company (please print clearly)

Name	Company
Jon Byk, Tetra Tech, D. Brockerhoff, Tetra Tech, Priscilla Merta, Tetra Tech	

New Jersey Department of Environmental Protection
Checklist for the Submission of Sampling Data for Passive Diffusion Bag Samplers (PDBS)

1. Site: Former Lockheed Electronics Company Site
2. Location: Watchung and North Plainfield, NJ
3. Well Designation: PZ-522I
4. Well Permit Number: 25-45019

5. Type of Well: ■ Monitoring ☐ Extraction ☐ Residential ☐ Public Supply ☐ Irrigation ☐ Other
6. Well Surface Finish: ☐ Stick Up ■ Flush Mount
7. Location of Measuring Point: ■ Top of Casing ☐ Other (specify) _____
8. **NOTE:** PDBS represent a point sample within the screened interval or open hole of the well. It is critical to know the exact depth within the well where the PDBS is deployed. Well construction specifications, which are typically used to determine where to set the PDBS in the well, are measured in feet below ground surface (fbgs). If the depth interval for PDBS deployment is measured from the reference point identified above, the difference between this reference point and the ground surface must be measured and accounted for to determine the proper depth interval to set the PDBS. Please identify below, any differences between the measuring point identified above and actual ground surface at the well head.

   Distance between measuring point and ground surface (ft.) 0.28 feet below grade
9. Total Well Depth (fbgs) 99.80 (TIC)
10. Screened interval/open hole (fbgs) 91 to 101
11. Well Casing: Diameter: 2 inch Material: ■ PVC ☐ Carbon Steel ☐ Stainless Steel
12. Well Screen (or open hole diameter): Diameter: 2 inch Material: ■ PVC ☐ Carbon Steel ☐ Stainless Steel
13. Screen Size (slot) Screen Slot Size _____

14. Date and Time of Deployment Date: 2/13/18 Time: 11:40
15. Depth to Ground Water Depth to ground water at time of deployment 10.11 feet below TIC
16. Date and Time of Retrieval Date: 2/27/18 Time: 12:00 (PDB) 12:02 (RPP)
17. Depth to Ground Water Depth to ground water at time of retrieval 9.98 feet below TIC
18. Type of Deployment Line Used Diameter: 0.25 inch Material: Nylon line

19. Material and Mass (oz.) of PDBS Weight Stainless Steel, approx. 16 oz. (stainless steel recommended)
20. Type of PDBS Used
    ■ Lab Filled (Modified Trip Blank must be taken at time of deployment)
    ☐ Field Filled (Modified equipment blank of fill water must be taken at time of deployment. If PDBS isn't filled at well head, blank must travel with samplers until last sampler is deployed. Blank is then taken.)
21. Dimensions of PDBS Length (in.) 24 inches Diameter (in.) 1.25 inches Filled 220 ml
22. Position of PDBS Weight
    ☐ Attached to bottom of PDBS and suspended in well
    ☐ Attached to bottom of deployment line and suspended in well
    ■ Attached to bottom of deployment line and resting on bottom of well (preferred)
23. Position of PDBS in Well Screen (ft. from measuring point to center of PDBS)

1st PDBS	2nd PDBS	3rd PDBS	4th PDBS
approx. 94.80 ft (center of screen)			
5th PDBS	**6th PDBS**	**7th PDBS**	**8th PDBS**

24. If the saturated portion of the well screen or open hole is greater than 5 feet, has the well been vertically profiled to assess the potential for contaminant stratification?
    ☐ **No**, this well is being profiled during this sampling round
    ☐ **Yes**, this well was profiled already. Date when well was profiled: _____
25. If the saturated portion of the well screen or open hole is greater than 10 feet, has the well been flow tested to assess the potential for vertical flow to be present within the well?
    ■ **No**, flow testing has not been conducted in this well
    ☐ **Yes**, flow testing of this well was conducted. Date of testing: _____
    Type of flow meter used: _____
    Measurements taken every _____ feet **[Please Attach Results]**
26. Weather Conditions During Deployment Temp. 30 ° F Wind None ■ Sunny ☐ Overcast ☐ Raining ☐ Snowing
27. Weather Conditions During Retrieval Temp. 45 ° F Wind Slight ■ Sunny ☐ Overcast ☐ Raining ☐ Snowing

28. Field Sampling Technician: Name(s) and Company (please print clearly)

Name	Company
Jon Byk, D. Brockerhoff, Priscilla Merta	Tetra Tech

New Jersey Department of Environmental Protection
Checklist for the Submission of Sampling Data for Passive Diffusion Bag Samplers (PDBS)

1. Site: Former Lockheed Electronics Company Site
2. Location: Watchung and North Plainfield, NJ
3. Well Designation: PZ-522D
4. Well Permit Number: 25-45018

5. Type of Well: ■ Monitoring ☐ Extraction ☐ Residential ☐ Public Supply ☐ Irrigation ☐ Other
6. Well Surface Finish: ☐ Stick Up ■ Flush Mount
7. Location of Measuring Point: ■ Top of Casing ☐ Other (specify) _____
8. **NOTE:** PDBS represent a point sample within the screened interval or open hole of the well. It is critical to know the exact depth within the well where the PDBS is deployed. Well construction specifications, which are typically used to determine where to set the PDBS in the well, are measured in feet below ground surface (fbgs). If the depth interval for PDBS deployment is measured from the reference point identified above, the difference between this reference point and the ground surface must be measured and accounted for to determine the proper depth interval to set the PDBS. Please identify below, any differences between the measuring point identified above and actual ground surface at the well head.

   Distance between measuring point and ground surface (ft.) 0.30 feet below grade
9. Total Well Depth (fbgs) 195.95 (TIC)
10. Screened interval/open hole (fbgs) 187.7 to 197.7
11. Well Casing: Diameter: 2 inch Material: ■ PVC ☐ Carbon Steel ☐ Stainless Steel
12. Well Screen (or open hole diameter): Diameter: 2 inch Material: ■ PVC ☐ Carbon Steel ☐ Stainless Steel
13. Screen Size (slot) Screen Slot Size _____

14. Date and Time of Deployment Date: 2/13/18 Time: 11:45
15. Depth to Ground Water Depth to ground water at time of deployment 11.46 feet below TIC
16. Date and Time of Retrieval Date: 2/27/18 Time: 12:05
17. Depth to Ground Water Depth to ground water at time of retrieval 11.19 feet below TIC
18. Type of Deployment Line Used Diameter: 0.25 inch Material: Nylon line

19. Material and Mass (oz.) of PDBS Weight Stainless Steel, approx. 16 oz. (stainless steel recommended)
20. Type of PDBS Used
    ■ Lab Filled (Modified Trip Blank must be taken at time of deployment)
    ☐ Field Filled (Modified equipment blank of fill water must be taken at time of deployment. If PDBS isn't filled at well head, blank must travel with samplers until last sampler is deployed. Blank is then taken.)
21. Dimensions of PDBS Length (in.) 24 inches Diameter (in.) 1.25 inches Filled 220 ml
22. Position of PDBS Weight
    ☐ Attached to bottom of PDBS and suspended in well
    ☐ Attached to bottom of deployment line and suspended in well
    ■ Attached to bottom of deployment line and resting on bottom of well (preferred)
23. Position of PDBS in Well Screen (ft. from measuring point to center of PDBS)

1st PDBS	2nd PDBS	3rd PDBS	4th PDBS
approx. 190.95 ft (center of screen)			
5th PDBS	**6th PDBS**	**7th PDBS**	**8th PDBS**

24. If the saturated portion of the well screen or open hole is greater than 5 feet, has the well been vertically profiled to assess the potential for contaminant stratification?
    ☐ **No**, this well is being profiled during this sampling round
    ☐ **Yes**, this well was profiled already. Date when well was profiled: _____
25. If the saturated portion of the well screen or open hole is greater than 10 feet, has the well been flow tested to assess the potential for vertical flow to be present within the well?
    ■ **No**, flow testing has not been conducted in this well
    ☐ **Yes**, flow testing of this well was conducted. Date of testing: _____
    Type of flow meter used: _____
    Measurements taken every _____ feet **[Please Attach Results]**
26. Weather Conditions During Deployment Temp. 30 ° F Wind None ■ Sunny ☐ Overcast ☐ Raining ☐ Snowing
27. Weather Conditions During Retrieval Temp. 45 ° F Wind None ■ Sunny ☐ Overcast ☐ Raining ☐ Snowing

28. Field Sampling Technician: Name(s) and Company (please print clearly)

Name	Company
Jon Byk, Tetra Tech, D. Brockerhoff, Tetra Tech, Priscilla Merta, Tetra Tech	

New Jersey Department of Environmental Protection
Checklist for the Submission of Sampling Data for Passive Diffusion Bag Samplers (PDBS)

1. Site: Former Lockheed Electronics Company Site
2. Location: Watchung and North Plainfield, NJ
3. Well Designation: PZ-524S
4. Well Permit Number: 25-45026

5. Type of Well: ■ Monitoring ☐ Extraction ☐ Residential ☐ Public Supply ☐ Irrigation ☐ Other
6. Well Surface Finish: ☐ Stick Up ■ Flush Mount
7. Location of Measuring Point: ■ Top of Casing ☐ Other (specify) _____
8. **NOTE:** PDBS represent a point sample within the screened interval or open hole of the well. It is critical to know the exact depth within the well where the PDBS is deployed. Well construction specifications, which are typically used to determine where to set the PDBS in the well, are measured in feet below ground surface (fbgs). If the depth interval for PDBS deployment is measured from the reference point identified above, the difference between this reference point and the ground surface must be measured and accounted for to determine the proper depth interval to set the PDBS. Please identify below, any differences between the measuring point identified above and actual ground surface at the well head.

   Distance between measuring point and ground surface (ft.) 0.16 feet below grade
9. Total Well Depth (fbgs) 13.22 (TIC)
10. Screened interval/open hole (fbgs) 4.7 to 14.7
11. Well Casing: Diameter: 2 inch Material: ■ PVC ☐ Carbon Steel ☐ Stainless Steel
12. Well Screen (or open hole diameter): Diameter: 2 inch Material: ■ PVC ☐ Carbon Steel ☐ Stainless Steel
13. Screen Size (slot) Screen Slot Size _____

14. Date and Time of Deployment Date: 2/13/18 Time: 13:05
15. Depth to Ground Water Depth to ground water at time of deployment 3.64 feet below TIC
16. Date and Time of Retrieval Date: 2/27/18 Time: 11:05
17. Depth to Ground Water Depth to ground water at time of retrieval 3.95 feet below TIC
18. Type of Deployment Line Used Diameter: 0.25 inch Material: Nylon line

19. Material and Mass (oz.) of PDBS Weight Stainless Steel, approx. 16 oz. (stainless steel recommended)
20. Type of PDBS Used
    ■ Lab Filled (Modified Trip Blank must be taken at time of deployment)
    ☐ Field Filled (Modified equipment blank of fill water must be taken at time of deployment. If PDBS isn't filled at well head, blank must travel with samplers until last sampler is deployed. Blank is then taken.)
21. Dimensions of PDBS Length (in.) 24 inches Diameter (in.) 1.25 inches Filled 220 ml
22. Position of PDBS Weight
    ☐ Attached to bottom of PDBS and suspended in well
    ☐ Attached to bottom of deployment line and suspended in well
    ■ Attached to bottom of deployment line and resting on bottom of well (preferred)
23. Position of PDBS in Well Screen (ft. from measuring point to center of PDBS)

1st PDBS	2nd PDBS	3rd PDBS	4th PDBS
2.5 ft. bgs.			

5th PDBS	6th PDBS	7th PDBS	8th PDBS

24. If the saturated portion of the well screen or open hole is greater than 5 feet, has the well been vertically profiled to assess the potential for contaminant stratification?
    ☐ **No**, this well is being profiled during this sampling round
    ☐ **Yes**, this well was profiled already. Date when well was profiled: _____
25. If the saturated portion of the well screen or open hole is greater than 10 feet, has the well been flow tested to assess the potential for vertical flow to be present within the well?
    ■ **No**, flow testing has not been conducted in this well
    ☐ **Yes**, flow testing of this well was conducted. Date of testing: _____
    Type of flow meter used: _____
    Measurements taken every _____ feet **[Please Attach Results]**
26. Weather Conditions During Deployment Temp. 30° F Wind None ■ Sunny ☐ Overcast ☐ Raining ☐ Snowing
27. Weather Conditions During Retrieval Temp. 45 ° F Wind Slight ■ Sunny ☐ Overcast ☐ Raining ☐ Snowing

28. Field Sampling Technician: Name(s) and Company (please print clearly)

Name	Company
Jon Byk, Tetra Tech, D. Brockerhoff, Tetra Tech, Priscilla Merta, Tetra Tech	

New Jersey Department of Environmental Protection
Checklist for the Submission of Sampling Data for Passive Diffusion Bag Samplers (PDBS)

1. Site: Former Lockheed Electronics Company Site
2. Location: Watchung and North Plainfield, NJ
3. Well Designation: PZ-524I
4. Well Permit Number: 25-45025

5. Type of Well: ■ Monitoring ☐ Extraction ☐ Residential ☐ Public Supply ☐ Irrigation ☐ Other
6. Well Surface Finish: ☐ Stick Up ■ Flush Mount
7. Location of Measuring Point: ■ Top of Casing ☐ Other (specify) _____
8. **NOTE:** PDBS represent a point sample within the screened interval or open hole of the well. It is critical to know the exact depth within the well where the PDBS is deployed. Well construction specifications, which are typically used to determine where to set the PDBS in the well, are measured in feet below ground surface (fbgs). If the depth interval for PDBS deployment is measured from the reference point identified above, the difference between this reference point and the ground surface must be measured and accounted for to determine the proper depth interval to set the PDBS. Please identify below, any differences between the measuring point identified above and actual ground surface at the well head.

   Distance between measuring point and ground surface (ft.) 0.23 feet below grade
9. Total Well Depth (fbgs) 94.17 (TIC)
10. Screened interval/open hole (fbgs) 87.7 to 97.7
11. Well Casing: Diameter: 2 inch Material: ■ PVC ☐ Carbon Steel ☐ Stainless Steel
12. Well Screen (or open hole diameter): Diameter: 2 inch Material: ■ PVC ☐ Carbon Steel ☐ Stainless Steel
13. Screen Size (slot) Screen Slot Size _____

14. Date and Time of Deployment Date: 2/13/18 Time: 13:10
15. Depth to Ground Water Depth to ground water at time of deployment 5.22 feet below TIC
16. Date and Time of Retrieval Date: 2/27/18 Time: 11:10
17. Depth to Ground Water Depth to ground water at time of retrieval 5.20 feet below TIC
18. Type of Deployment Line Used Diameter: 0.25 inch Material: Nylon line

19. Material and Mass (oz.) of PDBS Weight Stainless Steel, approx. 16 oz. (stainless steel recommended)
20. Type of PDBS Used
    ■ Lab Filled (Modified Trip Blank must be taken at time of deployment)
    ☐ Field Filled (Modified equipment blank of fill water must be taken at time of deployment. If PDBS isn't filled at well head, blank must travel with samplers until last sampler is deployed. Blank is then taken.)
21. Dimensions of PDBS Length (in.) 24 inches Diameter (in.) 1.25 inches Filled 220 ml
22. Position of PDBS Weight
    ☐ Attached to bottom of PDBS and suspended in well
    ☐ Attached to bottom of deployment line and suspended in well
    ■ Attached to bottom of deployment line and resting on bottom of well (preferred)
23. Position of PDBS in Well Screen (ft. from measuring point to center of PDBS)

1st PDBS	2nd PDBS	3rd PDBS	4th PDBS
2.5 ft. bgs.			

5th PDBS	6th PDBS	7th PDBS	8th PDBS

24. If the saturated portion of the well screen or open hole is greater than 5 feet, has the well been vertically profiled to assess the potential for contaminant stratification?
    ☐ **No**, this well is being profiled during this sampling round
    ☐ **Yes**, this well was profiled already. Date when well was profiled: _____
25. If the saturated portion of the well screen or open hole is greater than 10 feet, has the well been flow tested to assess the potential for vertical flow to be present within the well?
    ■ **No**, flow testing has not been conducted in this well
    ☐ **Yes**, flow testing of this well was conducted. Date of testing: _____
    Type of flow meter used: _____
    Measurements taken every _____ feet **[Please Attach Results]**
26. Weather Conditions During Deployment Temp. 30 ° F Wind None ■ Sunny ☐ Overcast ☐ Raining ☐ Snowing
27. Weather Conditions During Retrieval Temp. 45 ° F Wind Slight ■ Sunny ☐ Overcast ☐ Raining ☐ Snowing

28. Field Sampling Technician: Name(s) and Company (please print clearly)

Name	Company
Jon Byk, D. Brockerhoff, Priscilla Merta	Tetra Tech

New Jersey Department of Environmental Protection
Checklist for the Submission of Sampling Data for Passive Diffusion Bag Samplers (PDBS)

1. Site: Former Lockheed Electronics Company Site
2. Location: Watchung and North Plainfield, NJ
3. Well Designation: PZ-524D
4. Well Permit Number: 25-45024

5. Type of Well: ■ Monitoring ☐ Extraction ☐ Residential ☐ Public Supply ☐ Irrigation ☐ Other
6. Well Surface Finish: ☐ Stick Up ■ Flush Mount
7. Location of Measuring Point: ■ Top of Casing ☐ Other (specify) _____
8. **NOTE:** PDBS represent a point sample within the screened interval or open hole of the well. It is critical to know the exact depth within the well where the PDBS is deployed. Well construction specifications, which are typically used to determine where to set the PDBS in the well, are measured in feet below ground surface (fbgs). If the depth interval for PDBS deployment is measured from the reference point identified above, the difference between this reference point and the ground surface must be measured and accounted for to determine the proper depth interval to set the PDBS. Please identify below, any differences between the measuring point identified above and actual ground surface at the well head.

   Distance between measuring point and ground surface (ft.) 0.29 feet below grade
9. Total Well Depth (fbgs) 192.3 (TIC)
10. Screened interval/open hole (fbgs) 185.7 to 195.7
11. Well Casing: Diameter: 2 inch Material: ■ PVC ☐ Carbon Steel ☐ Stainless Steel
12. Well Screen (or open hole diameter): Diameter: 2 inch Material: ■ PVC ☐ Carbon Steel ☐ Stainless Steel
13. Screen Size (slot) Screen Slot Size _____

14. Date and Time of Deployment Date: 2/13/18 Time: 15:00
15. Depth to Ground Water Depth to ground water at time of deployment 4.01 feet below TIC
16. Date and Time of Retrieval Date: 2/27/18 Time: 11:15
17. Depth to Ground Water Depth to ground water at time of retrieval 3.95 feet below TIC
18. Type of Deployment Line Used Diameter: 0.25 inch Material: Nylon line

19. Material and Mass (oz.) of PDBS Weight Stainless Steel, approx. 16 oz. (stainless steel recommended)
20. Type of PDBS Used
    ■ Lab Filled (Modified Trip Blank must be taken at time of deployment)
    ☐ Field Filled (Modified equipment blank of fill water must be taken at time of deployment. If PDBS isn't filled at well head, blank must travel with samplers until last sampler is deployed. Blank is then taken.)
21. Dimensions of PDBS Length (in.) 24 inches Diameter (in.) 1.25 inches Filled 220 ml
22. Position of PDBS Weight
    ☐ Attached to bottom of PDBS and suspended in well
    ☐ Attached to bottom of deployment line and suspended in well
    ■ Attached to bottom of deployment line and resting on bottom of well (preferred)
23. Position of PDBS in Well Screen (ft. from measuring point to center of PDBS)

1st PDBS	2nd PDBS	3rd PDBS	4th PDBS
2.5 ft. bgs.			

5th PDBS	6th PDBS	7th PDBS	8th PDBS

24. If the saturated portion of the well screen or open hole is greater than 5 feet, has the well been vertically profiled to assess the potential for contaminant stratification?
    ☐ **No**, this well is being profiled during this sampling round
    ☐ **Yes**, this well was profiled already. Date when well was profiled: _____
25. If the saturated portion of the well screen or open hole is greater than 10 feet, has the well been flow tested to assess the potential for vertical flow to be present within the well?
    ■ **No**, flow testing has not been conducted in this well
    ☐ **Yes**, flow testing of this well was conducted. Date of testing: _____
    Type of flow meter used: _____
    Measurements taken every _____ feet **[Please Attach Results]**
26. Weather Conditions During Deployment Temp. 30 ° F Wind None ■ Sunny ☐ Overcast ☐ Raining ☐ Snowing
27. Weather Conditions During Retrieval Temp. 45 ° F Wind Slight ■ Sunny ☐ Overcast ☐ Raining ☐ Snowing

28. Field Sampling Technician: Name(s) and Company (please print clearly)

Name	Company
Jon Byk, D. Brockerhoff, Priscilla Merta	Tetra Tech

APPENDIX D — LABORATORY ANALYTICAL DATA REPORTS

TestAmerica
THE LEADER IN ENVIRONMENTAL TESTING

ANALYTICAL REPORT

Job Number: 460-150252-1

Job Description: Lockheed - North Plainfield, NJ

For:
Tetra Tech GEO
One Salem Square
295 Route 22 East
Suite 104E
Whitehouse Station, NJ 08889

Attention: Mr. Steve Feldmann

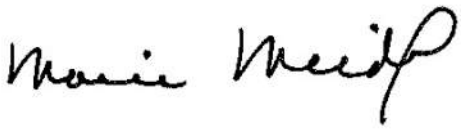

Approved for release.
Marie A Meidhof
Project Manager II
2/23/2018 10:05 AM

Marie A Meidhof, Project Manager II
777 New Durham Road, Edison, NJ, 08817
marie.meidhof@testamericainc.com
02/23/2018

The test results in this report meet all NELAP requirements unless specified within the case narrative. Pursuant to NELAP, this report may not be reproduced, except in full, without the written approval of the laboratory. All questions regarding this report should be directed to the TestAmerica Edison Project Manager.

TestAmerica Edison Certifications and Approvals: Connecticut: CTDOH #PH-0200, New Jersey: NJDEP (NELAP) #12028, New York: NYDOH (NELAP) #11452, NYDOH (ELAP) #11452, Pennsylvania: PADEP (NELAP) 68-00522 and Rhode Island: RIDOH LAO00132

Table of Contents

Cover Title Page 1

Data Summaries 4

Report Narrative 4

Sample Summary 6

Detection Summary 7

Method Summary 8

Client Sample Results 9

Surrogate Summary 12

QC Sample Results 13

Definitions 18

QC Association 19

Chronicle 20

Certification Summary 21

Organic Sample Data 22

GC/MS VOA 22

8260C_DKQP 22

8260C_DKQP QC Summary 23

8260C_DKQP Sample Data 33

Standards Data 49

8260C_DKQP ICAL Data 49

8260C_DKQP CCAL Data 240

Raw QC Data 253

8260C_DKQP Tune Data 253

8260C_DKQP Blank Data 259

8260C_DKQP LCS/LCSD Data 265

8260C_DKQP Run Logs 279

Table of Contents

8260C_DKQP Prep Data 281

8260C_SIM_DKQP 282

8260C_SIM_DKQP QC Summary 283

8260C_SIM_DKQP Sample Data 290

Standards Data 296

8260C_SIM_DKQP ICAL Data 296

8260C_SIM_DKQP CCAL Data 314

Raw QC Data 317

8260C_SIM_DKQP Tune Data 317

8260C_SIM_DKQP Blank Data 323

8260C_SIM_DKQP LCS/LCSD Data 326

8260C_SIM_DKQP Run Logs 332

8260C_SIM_DKQP Prep Data 334

Shipping and Receiving Documents 335

Client Chain of Custody 336

Sample Receipt Checklist 338

CASE NARRATIVE

Client: Tetra Tech GEO

Project: Lockheed - North Plainfield, NJ

Report Number: 460-150252-1

This case narrative is in the form of an exception report, where only the anomalies related to this report, method specific performance and/or QA/QC issues are discussed. If there are no issues to report, this narrative will include a statement that documents that there are no relevant data issues.

It should be noted that samples with elevated Reporting Limits (RLs) as a result of a dilution may not be able to satisfy customer reporting limits in some cases. Such increases in the RLs are unavoidable but acceptable consequence of sample dilution that enables quantification of target analytes or interferences which exceed the calibration range of the instrument.

Calculations are performed before rounding to avoid round-off errors in calculated results.

All holding times were met and proper preservation noted for the methods performed on these samples, unless otherwise detailed in the individual sections below.

RECEIPT
The samples were received on 2/14/2018 3:10 PM; the samples arrived in good condition, properly preserved and, where required, on ice. The temperature of the cooler at receipt was 2.4º C.

Note: All samples which require thermal preservation are considered acceptable if the arrival temperature is within 2C of the required temperature or method specified range. For samples with a specified temperature of 4C, samples with a temperature ranging from just above freezing temperature of water to 6C shall be acceptable. Samples that are hand delivered immediately following collection may not meet these criteria, however they will be deemed acceptable according to NELAC standards, if there is evidence that the chilling process has begun, such as arrival on ice, etc.

VOLATILE ORGANIC COMPOUNDS (GC-MS)
Samples MODTB-021318 (460-150252-1) and TB-021318 (460-150252-2) were analyzed for Volatile organic compounds (GC-MS) in accordance with EPA SW-846 Method 8260C DKQP. The samples were analyzed on 02/19/2018.

The continuing calibration verification (CCV) analyzed in batch 460-498215 was outside the method criteria for the following analytes: 2-Hexanone(biased low), Bromomethane and Chloroethane(biased high). A CCV standard at or below the reporting limit (RL) was analyzed with the affected samples and found to be acceptable. As indicated in the reference method, sample analysis may proceed; however, any detection for the affected analytes are considered estimated.

The laboratory control sample (LCS) and / or laboratory control sample duplicate (LCSD) for analytical batch 460-498215 recovered outside control limits for the following analytes: Methyl acetate. The LCS/LCSD % RPD was outside control limits for trans-1,3-Dichloropropene, 1,2,3-Trichlorobenzene, 1,1,2,2-Tetrachloroethane, Bromodichloromethane, Bromoform, 1,2-Dibromo-3-Chloropropane and MTBE. These analytes were not detected in the associated samples; therefore, the data have been reported.

Refer to the QC report for details.

No other difficulties were encountered during the volatiles analysis.

All other quality control parameters were within the acceptance limits.

VOLATILE ORGANIC COMPOUNDS (GC-MS) - SELECTED ION MODE (SIM) DKQP
Samples MODTB-021318 (460-150252-1) and TB-021318 (460-150252-2) were analyzed for volatile organic compounds (GC-MS) - Selected Ion Mode (SIM) DKQP in accordance with EPA SW-846 Method 8260C SIM DKQP. The samples were analyzed on 02/16/2018.

No difficulties were encountered during the VOA SIM DKQP analysis.

All quality control parameters were within the acceptance limits.

DATA OF KNOWN QUALITY CONFORMANCE/NON-CONFORMANCE SUMMARY QUESTIONNAIRE

Laboratory Name: TestAmerica Edison

Client: Tetra Tech GEO

Project Location: Lockheed - North Plainfield, NJ

Project Number: 460-150252-1

Laboratory Sample ID(s): 460-150252-1, 460-150252-2

Sampling Date(s): 02/13/2018

List DKQP Methods Used: 8260C, 8260C SIM

1	For each analytical method referenced in this laboratory report package, were all specified QA/QC performance criteria followed, including the requirement to explain any criteria falling outside of acceptable guidelines, as specified in the NJDEP Data of Known Quality performance standards?	☑Yes ☐No
1A	Were the method specified handling, preservation, and holding time requirements met?	☐Yes ☐No ☑ See case narrative
1B	*EPH Method:* Was the EPH method conducted without significant modifications? (see Section 11.3 of respective DKQ methods)	☐Yes ☐No ☑N/A
2	Were all samples received by the laboratory in a condition consistent with that described on the associated chain-of-custody documents(s)?	☐Yes ☐No ☑ See case narrative
3	Were samples received at an appropriate temperature (4±2° C)?	☑Yes ☐No ☐N/A
4	Were all QA/QC performance criteria specified in the NJDEP DKQP standards achieved?	☐Yes ☑No
5	a) Were reporting limits specified or referenced on the chain-of-custody or communicated to the laboratory prior to sample receipt?	☐Yes ☐No ☑ See case narrative
	b) Were these reporting limits met?	☐Yes ☐No ☐N/A ☑ See case narrative
6	For each analytical method referenced in this laboratory report package, were results reported for all constituents identified in the method-specific analyte lists presented in the DKQP documents and/or site-specific QAPP?	☑Yes ☐No
7	Are project-specific matrix spike and/or laboratory duplicates included in this data set?	☐Yes ☑No

Notes: For all questions to which the response was "No" (with the exception of question #7), additional information should be provided in an attached narrative. If the answer to question #1, #1A, or #1B is "No", the data package does not meet requirements for "Data of Known Quality."

Sample Summary

Client: Tetra Tech GEO
Project/Site: Lockheed - North Plainfield, NJ

TestAmerica Job ID: 460-150252-1

Lab Sample ID	Client Sample ID	Matrix	Collected	Received
460-150252-1	MODTB-021318	Water	02/13/18 16:00	02/14/18 15:10
460-150252-2	TB-021318	Water	02/13/18 00:00	02/14/18 15:10

Detection Summary

Client: Tetra Tech GEO
Project/Site: Lockheed - North Plainfield, NJ

TestAmerica Job ID: 460-150252-1

Client Sample ID: MODTB-021318 — Lab Sample ID: 460-150252-1

Analyte	Result	Qualifier	RL	MDL	Unit	Dil Fac	D	Method	Prep Type
Methylene Chloride	0.51	J	1.0	0.21	ug/L	1		8260C	Total/NA
Toluene	1.9		1.0	0.25	ug/L	1		8260C	Total/NA

Client Sample ID: TB-021318 — Lab Sample ID: 460-150252-2

Analyte	Result	Qualifier	RL	MDL	Unit	Dil Fac	D	Method	Prep Type
Methylene Chloride	0.24	J	1.0	0.21	ug/L	1		8260C	Total/NA

This Detection Summary does not include radiochemical test results.

Method Summary

Client: Tetra Tech GEO
Project/Site: Lockheed - North Plainfield, NJ

TestAmerica Job ID: 460-150252-1

Method	Method Description	Protocol	Laboratory
8260C	Volatile Organic Compounds by GC/MS	SW846	TAL EDI
8260C SIM	Volatile Organic Compounds (GC/MS)	SW846	TAL EDI

Protocol References:

SW846 = "Test Methods For Evaluating Solid Waste, Physical/Chemical Methods", Third Edition, November 1986 And Its Updates.

Laboratory References:

TAL EDI = TestAmerica Edison, 777 New Durham Road, Edison, NJ 08817, TEL (732)549-3900

Client Sample ID: MODTB-021318

Date Collected: 02/13/18 16:00
Date Received: 02/14/18 15:10

Lab Sample ID: 460-150252-1

Matrix: Water

Method: 8260C SIM - Volatile Organic Compounds (GC/MS)

Analyte	Result	Qualifier	RL	MDL	Unit	D	Prepared	Analyzed	Dil Fac
1,4-Dioxane	0.20	U	0.40	0.20	ug/L			02/16/18 10:31	1

Surrogate	*%Recovery*	*Qualifier*	*Limits*	*Prepared*	*Analyzed*	*Dil Fac*
1,2-Dichloroethane-d4 (Surr)	*110*		*70 - 130*		*02/16/18 10:31*	*1*
4-Bromofluorobenzene	*95*		*70 - 130*		*02/16/18 10:31*	*1*

Method: 8260C - Volatile Organic Compounds by GC/MS

Analyte	Result	Qualifier	RL	MDL	Unit	D	Prepared	Analyzed	Dil Fac
1,1,1-Trichloroethane	0.28	U	1.0	0.28	ug/L			02/19/18 13:28	1
1,1,2,2-Tetrachloroethane	0.19	U *	1.0	0.19	ug/L			02/19/18 13:28	1
1,1,2-Trichloroethane	0.080	U	1.0	0.080	ug/L			02/19/18 13:28	1
1,1-Dichloroethane	0.24	U	1.0	0.24	ug/L			02/19/18 13:28	1
1,1-Dichloroethene	0.34	U	1.0	0.34	ug/L			02/19/18 13:28	1
1,2,3-Trichlorobenzene	0.35	U *	1.0	0.35	ug/L			02/19/18 13:28	1
1,2,4-Trichlorobenzene	0.27	U	1.0	0.27	ug/L			02/19/18 13:28	1
1,2-Dibromo-3-Chloropropane	0.23	U *	1.0	0.23	ug/L			02/19/18 13:28	1
1,2-Dibromoethane	0.19	U	1.0	0.19	ug/L			02/19/18 13:28	1
1,2-Dichlorobenzene	0.22	U	1.0	0.22	ug/L			02/19/18 13:28	1
1,2-Dichloroethane	0.25	U	1.0	0.25	ug/L			02/19/18 13:28	1
1,2-Dichloropropane	0.18	U	1.0	0.18	ug/L			02/19/18 13:28	1
1,3-Dichlorobenzene	0.33	U	1.0	0.33	ug/L			02/19/18 13:28	1
1,4-Dichlorobenzene	0.33	U	1.0	0.33	ug/L			02/19/18 13:28	1
2-Butanone	2.2	U	5.0	2.2	ug/L			02/19/18 13:28	1
2-Hexanone	0.72	U	5.0	0.72	ug/L			02/19/18 13:28	1
4-Methyl-2-pentanone	0.63	U	5.0	0.63	ug/L			02/19/18 13:28	1
Acetone	1.1	U	5.0	1.1	ug/L			02/19/18 13:28	1
Benzene	0.090	U	1.0	0.090	ug/L			02/19/18 13:28	1
Bromochloromethane	0.30	U	1.0	0.30	ug/L			02/19/18 13:28	1
Bromodichloromethane	0.15	U	1.0	0.15	ug/L			02/19/18 13:28	1
Bromoform	0.18	U *	1.0	0.18	ug/L			02/19/18 13:28	1
Bromomethane	0.18	U	1.0	0.18	ug/L			02/19/18 13:28	1
Carbon disulfide	0.22	U	1.0	0.22	ug/L			02/19/18 13:28	1
Carbon tetrachloride	0.33	U	1.0	0.33	ug/L			02/19/18 13:28	1
Chlorobenzene	0.24	U	1.0	0.24	ug/L			02/19/18 13:28	1
Chloroethane	0.37	U	1.0	0.37	ug/L			02/19/18 13:28	1
Chloroform	0.22	U	1.0	0.22	ug/L			02/19/18 13:28	1
Chloromethane	0.22	U	1.0	0.22	ug/L			02/19/18 13:28	1
cis-1,2-Dichloroethene	0.26	U	1.0	0.26	ug/L			02/19/18 13:28	1
cis-1,3-Dichloropropene	0.16	U	1.0	0.16	ug/L			02/19/18 13:28	1
Cyclohexane	0.26	U	1.0	0.26	ug/L			02/19/18 13:28	1
Dibromochloromethane	0.22	U *	1.0	0.22	ug/L			02/19/18 13:28	1
Dichlorodifluoromethane	0.14	U	1.0	0.14	ug/L			02/19/18 13:28	1
Ethylbenzene	0.30	U	1.0	0.30	ug/L			02/19/18 13:28	1
Freon TF	0.34	U	1.0	0.34	ug/L			02/19/18 13:28	1
Isopropylbenzene	0.32	U	1.0	0.32	ug/L			02/19/18 13:28	1
m&p-Xylene	0.28	U	1.0	0.28	ug/L			02/19/18 13:28	1
Methyl acetate	0.58	U *	5.0	0.58	ug/L			02/19/18 13:28	1
Methylcyclohexane	0.22	U	1.0	0.22	ug/L			02/19/18 13:28	1
Methylene Chloride	**0.51**	**J**	1.0	0.21	ug/L			02/19/18 13:28	1
MTBE	0.13	U *	1.0	0.13	ug/L			02/19/18 13:28	1

Client Sample ID: MODTB-021318
Lab Sample ID: 460-150252-1
Date Collected: 02/13/18 16:00
Matrix: Water
Date Received: 02/14/18 15:10

Method: 8260C - Volatile Organic Compounds by GC/MS (Continued)

Analyte	Result	Qualifier	RL	MDL	Unit	D	Prepared	Analyzed	Dil Fac
o-Xylene	0.32	U	1.0	0.32	ug/L			02/19/18 13:28	1
Styrene	0.17	U	1.0	0.17	ug/L			02/19/18 13:28	1
Tetrachloroethene	0.12	U	1.0	0.12	ug/L			02/19/18 13:28	1
Toluene	**1.9**		1.0	0.25	ug/L			02/19/18 13:28	1
trans-1,2-Dichloroethene	0.18	U	1.0	0.18	ug/L			02/19/18 13:28	1
trans-1,3-Dichloropropene	0.19	U *	1.0	0.19	ug/L			02/19/18 13:28	1
Trichloroethene	0.22	U	1.0	0.22	ug/L			02/19/18 13:28	1
Trichlorofluoromethane	0.15	U	1.0	0.15	ug/L			02/19/18 13:28	1
Vinyl chloride	0.060	U	1.0	0.060	ug/L			02/19/18 13:28	1

Tentatively Identified Compound	*Est. Result*	*Qualifier*	*Unit*	*D*	*RT*	*CAS No.*	*Prepared*	*Analyzed*	*Dil Fac*
Tentatively Identified Compound	*None*		*ug/L*					*02/19/18 13:28*	*1*

Surrogate	*%Recovery*	*Qualifier*	*Limits*	*Prepared*	*Analyzed*	*Dil Fac*
1,2-Dichloroethane-d4 (Surr)	*85*		*70 - 130*		*02/19/18 13:28*	*1*
Bromofluorobenzene	*88*		*70 - 130*		*02/19/18 13:28*	*1*
Dibromofluoromethane (Surr)	*93*		*70 - 130*		*02/19/18 13:28*	*1*
Toluene-d8 (Surr)	*98*		*70 - 130*		*02/19/18 13:28*	*1*

Client Sample ID: TB-021318
Lab Sample ID: 460-150252-2
Date Collected: 02/13/18 00:00
Matrix: Water
Date Received: 02/14/18 15:10

Method: 8260C SIM - Volatile Organic Compounds (GC/MS)

Analyte	Result	Qualifier	RL	MDL	Unit	D	Prepared	Analyzed	Dil Fac
1,4-Dioxane	0.20	U	0.40	0.20	ug/L			02/16/18 10:08	1

Surrogate	*%Recovery*	*Qualifier*	*Limits*	*Prepared*	*Analyzed*	*Dil Fac*
1,2-Dichloroethane-d4 (Surr)	*114*		*70 - 130*		*02/16/18 10:08*	*1*
4-Bromofluorobenzene	*95*		*70 - 130*		*02/16/18 10:08*	*1*

Method: 8260C - Volatile Organic Compounds by GC/MS

Analyte	Result	Qualifier	RL	MDL	Unit	D	Prepared	Analyzed	Dil Fac
1,1,1-Trichloroethane	0.28	U	1.0	0.28	ug/L			02/19/18 13:51	1
1,1,2,2-Tetrachloroethane	0.19	U *	1.0	0.19	ug/L			02/19/18 13:51	1
1,1,2-Trichloroethane	0.080	U	1.0	0.080	ug/L			02/19/18 13:51	1
1,1-Dichloroethane	0.24	U	1.0	0.24	ug/L			02/19/18 13:51	1
1,1-Dichloroethene	0.34	U	1.0	0.34	ug/L			02/19/18 13:51	1
1,2,3-Trichlorobenzene	0.35	U *	1.0	0.35	ug/L			02/19/18 13:51	1
1,2,4-Trichlorobenzene	0.27	U	1.0	0.27	ug/L			02/19/18 13:51	1
1,2-Dibromo-3-Chloropropane	0.23	U *	1.0	0.23	ug/L			02/19/18 13:51	1
1,2-Dibromoethane	0.19	U	1.0	0.19	ug/L			02/19/18 13:51	1
1,2-Dichlorobenzene	0.22	U	1.0	0.22	ug/L			02/19/18 13:51	1
1,2-Dichloroethane	0.25	U	1.0	0.25	ug/L			02/19/18 13:51	1
1,2-Dichloropropane	0.18	U	1.0	0.18	ug/L			02/19/18 13:51	1
1,3-Dichlorobenzene	0.33	U	1.0	0.33	ug/L			02/19/18 13:51	1
1,4-Dichlorobenzene	0.33	U	1.0	0.33	ug/L			02/19/18 13:51	1
2-Butanone	2.2	U	5.0	2.2	ug/L			02/19/18 13:51	1
2-Hexanone	0.72	U	5.0	0.72	ug/L			02/19/18 13:51	1
4-Methyl-2-pentanone	0.63	U	5.0	0.63	ug/L			02/19/18 13:51	1
Acetone	1.1	U	5.0	1.1	ug/L			02/19/18 13:51	1

Client Sample ID: TB-021318
Date Collected: 02/13/18 00:00
Date Received: 02/14/18 15:10

Lab Sample ID: 460-150252-2
Matrix: Water

Method: 8260C - Volatile Organic Compounds by GC/MS (Continued)

Analyte	Result	Qualifier	RL	MDL	Unit	D	Prepared	Analyzed	Dil Fac
Benzene	0.090	U	1.0	0.090	ug/L			02/19/18 13:51	1
Bromochloromethane	0.30	U	1.0	0.30	ug/L			02/19/18 13:51	1
Bromodichloromethane	0.15	U	1.0	0.15	ug/L			02/19/18 13:51	1
Bromoform	0.18	U *	1.0	0.18	ug/L			02/19/18 13:51	1
Bromomethane	0.18	U	1.0	0.18	ug/L			02/19/18 13:51	1
Carbon disulfide	0.22	U	1.0	0.22	ug/L			02/19/18 13:51	1
Carbon tetrachloride	0.33	U	1.0	0.33	ug/L			02/19/18 13:51	1
Chlorobenzene	0.24	U	1.0	0.24	ug/L			02/19/18 13:51	1
Chloroethane	0.37	U	1.0	0.37	ug/L			02/19/18 13:51	1
Chloroform	0.22	U	1.0	0.22	ug/L			02/19/18 13:51	1
Chloromethane	0.22	U	1.0	0.22	ug/L			02/19/18 13:51	1
cis-1,2-Dichloroethene	0.26	U	1.0	0.26	ug/L			02/19/18 13:51	1
cis-1,3-Dichloropropene	0.16	U	1.0	0.16	ug/L			02/19/18 13:51	1
Cyclohexane	0.26	U	1.0	0.26	ug/L			02/19/18 13:51	1
Dibromochloromethane	0.22	U *	1.0	0.22	ug/L			02/19/18 13:51	1
Dichlorodifluoromethane	0.14	U	1.0	0.14	ug/L			02/19/18 13:51	1
Ethylbenzene	0.30	U	1.0	0.30	ug/L			02/19/18 13:51	1
Freon TF	0.34	U	1.0	0.34	ug/L			02/19/18 13:51	1
Isopropylbenzene	0.32	U	1.0	0.32	ug/L			02/19/18 13:51	1
m&p-Xylene	0.28	U	1.0	0.28	ug/L			02/19/18 13:51	1
Methyl acetate	0.58	U *	5.0	0.58	ug/L			02/19/18 13:51	1
Methylcyclohexane	0.22	U	1.0	0.22	ug/L			02/19/18 13:51	1
Methylene Chloride	**0.24**	**J**	1.0	0.21	ug/L			02/19/18 13:51	1
MTBE	0.13	U *	1.0	0.13	ug/L			02/19/18 13:51	1
o-Xylene	0.32	U	1.0	0.32	ug/L			02/19/18 13:51	1
Styrene	0.17	U	1.0	0.17	ug/L			02/19/18 13:51	1
Tetrachloroethene	0.12	U	1.0	0.12	ug/L			02/19/18 13:51	1
Toluene	0.25	U	1.0	0.25	ug/L			02/19/18 13:51	1
trans-1,2-Dichloroethene	0.18	U	1.0	0.18	ug/L			02/19/18 13:51	1
trans-1,3-Dichloropropene	0.19	U *	1.0	0.19	ug/L			02/19/18 13:51	1
Trichloroethene	0.22	U	1.0	0.22	ug/L			02/19/18 13:51	1
Trichlorofluoromethane	0.15	U	1.0	0.15	ug/L			02/19/18 13:51	1
Vinyl chloride	0.060	U	1.0	0.060	ug/L			02/19/18 13:51	1

Tentatively Identified Compound	*Est. Result*	*Qualifier*	*Unit*	*D*	*RT*	*CAS No.*	*Prepared*	*Analyzed*	*Dil Fac*
Tentatively Identified Compound	*None*		*ug/L*					*02/19/18 13:51*	*1*

Surrogate	*%Recovery*	*Qualifier*	*Limits*	*Prepared*	*Analyzed*	*Dil Fac*
1,2-Dichloroethane-d4 (Surr)	*99*		*70 - 130*		*02/19/18 13:51*	*1*
Bromofluorobenzene	*99*		*70 - 130*		*02/19/18 13:51*	*1*
Dibromofluoromethane (Surr)	*104*		*70 - 130*		*02/19/18 13:51*	*1*
Toluene-d8 (Surr)	*108*		*70 - 130*		*02/19/18 13:51*	*1*

Surrogate Summary

Client: Tetra Tech GEO
Project/Site: Lockheed - North Plainfield, NJ

TestAmerica Job ID: 460-150252-1

Method: 8260C - Volatile Organic Compounds by GC/MS

Matrix: Water **Prep Type: Total/NA**

		Percent Surrogate Recovery (Acceptance Limits)			
		DCA	BFB	DBFM	TOL
Lab Sample ID	Client Sample ID	(70-130)	(70-130)	(70-130)	(70-130)
460-150252-1	MODTB-021318	85	88	93	98
460-150252-2	TB-021318	99	99	104	108
LCS 460-498215/3	Lab Control Sample	93	98	100	103
LCSD 460-498215/6	Lab Control Sample Dup	82	91	92	98
MB 460-498215/8	Method Blank	96	99	101	105

Surrogate Legend

DCA = 1,2-Dichloroethane-d4 (Surr)
BFB = Bromofluorobenzene
DBFM = Dibromofluoromethane (Surr)
TOL = Toluene-d8 (Surr)

Method: 8260C SIM - Volatile Organic Compounds (GC/MS)

Matrix: Water **Prep Type: Total/NA**

		Percent Surrogate Recovery (Acceptance Limits)	
		DCA	BFB
Lab Sample ID	Client Sample ID	(70-130)	(70-130)
460-150252-1	MODTB-021318	110	95
460-150252-2	TB-021318	114	95
LCS 460-497686/3	Lab Control Sample	114	95
LCSD 460-497686/4	Lab Control Sample Dup	115	94
MB 460-497686/7	Method Blank	116	93

Surrogate Legend

DCA = 1,2-Dichloroethane-d4 (Surr)
BFB = 4-Bromofluorobenzene

Method: 8260C - Volatile Organic Compounds by GC/MS

Lab Sample ID: MB 460-498215/8
Matrix: Water
Analysis Batch: 498215

Client Sample ID: Method Blank
Prep Type: Total/NA

Analyte	MB Result	MB Qualifier	RL	MDL	Unit	D	Prepared	Analyzed	Dil Fac
1,1,1-Trichloroethane	0.28	U	1.0	0.28	ug/L			02/19/18 12:52	1
1,1,2,2-Tetrachloroethane	0.19	U	1.0	0.19	ug/L			02/19/18 12:52	1
1,1,2-Trichloroethane	0.080	U	1.0	0.080	ug/L			02/19/18 12:52	1
1,1-Dichloroethane	0.24	U	1.0	0.24	ug/L			02/19/18 12:52	1
1,1-Dichloroethene	0.34	U	1.0	0.34	ug/L			02/19/18 12:52	1
1,2,3-Trichlorobenzene	0.35	U	1.0	0.35	ug/L			02/19/18 12:52	1
1,2,4-Trichlorobenzene	0.27	U	1.0	0.27	ug/L			02/19/18 12:52	1
1,2-Dibromo-3-Chloropropane	0.23	U	1.0	0.23	ug/L			02/19/18 12:52	1
1,2-Dibromoethane	0.19	U	1.0	0.19	ug/L			02/19/18 12:52	1
1,2-Dichlorobenzene	0.22	U	1.0	0.22	ug/L			02/19/18 12:52	1
1,2-Dichloroethane	0.25	U	1.0	0.25	ug/L			02/19/18 12:52	1
1,2-Dichloropropane	0.18	U	1.0	0.18	ug/L			02/19/18 12:52	1
1,3-Dichlorobenzene	0.33	U	1.0	0.33	ug/L			02/19/18 12:52	1
1,4-Dichlorobenzene	0.33	U	1.0	0.33	ug/L			02/19/18 12:52	1
2-Butanone	2.2	U	5.0	2.2	ug/L			02/19/18 12:52	1
2-Hexanone	0.72	U	5.0	0.72	ug/L			02/19/18 12:52	1
4-Methyl-2-pentanone	0.63	U	5.0	0.63	ug/L			02/19/18 12:52	1
Acetone	1.1	U	5.0	1.1	ug/L			02/19/18 12:52	1
Benzene	0.090	U	1.0	0.090	ug/L			02/19/18 12:52	1
Bromochloromethane	0.30	U	1.0	0.30	ug/L			02/19/18 12:52	1
Bromodichloromethane	0.15	U	1.0	0.15	ug/L			02/19/18 12:52	1
Bromoform	0.18	U	1.0	0.18	ug/L			02/19/18 12:52	1
Bromomethane	0.18	U	1.0	0.18	ug/L			02/19/18 12:52	1
Carbon disulfide	0.22	U	1.0	0.22	ug/L			02/19/18 12:52	1
Carbon tetrachloride	0.33	U	1.0	0.33	ug/L			02/19/18 12:52	1
Chlorobenzene	0.24	U	1.0	0.24	ug/L			02/19/18 12:52	1
Chloroethane	0.37	U	1.0	0.37	ug/L			02/19/18 12:52	1
Chloroform	0.22	U	1.0	0.22	ug/L			02/19/18 12:52	1
Chloromethane	0.22	U	1.0	0.22	ug/L			02/19/18 12:52	1
cis-1,2-Dichloroethene	0.26	U	1.0	0.26	ug/L			02/19/18 12:52	1
cis-1,3-Dichloropropene	0.16	U	1.0	0.16	ug/L			02/19/18 12:52	1
Cyclohexane	0.26	U	1.0	0.26	ug/L			02/19/18 12:52	1
Dibromochloromethane	0.22	U	1.0	0.22	ug/L			02/19/18 12:52	1
Dichlorodifluoromethane	0.14	U	1.0	0.14	ug/L			02/19/18 12:52	1
Ethylbenzene	0.30	U	1.0	0.30	ug/L			02/19/18 12:52	1
Freon TF	0.34	U	1.0	0.34	ug/L			02/19/18 12:52	1
Isopropylbenzene	0.32	U	1.0	0.32	ug/L			02/19/18 12:52	1
m&p-Xylene	0.28	U	1.0	0.28	ug/L			02/19/18 12:52	1
Methyl acetate	0.58	U	5.0	0.58	ug/L			02/19/18 12:52	1
Methylcyclohexane	0.22	U	1.0	0.22	ug/L			02/19/18 12:52	1
Methylene Chloride	0.21	U	1.0	0.21	ug/L			02/19/18 12:52	1
MTBE	0.13	U	1.0	0.13	ug/L			02/19/18 12:52	1
o-Xylene	0.32	U	1.0	0.32	ug/L			02/19/18 12:52	1
Styrene	0.17	U	1.0	0.17	ug/L			02/19/18 12:52	1
Tetrachloroethene	0.12	U	1.0	0.12	ug/L			02/19/18 12:52	1
Toluene	0.25	U	1.0	0.25	ug/L			02/19/18 12:52	1
trans-1,2-Dichloroethene	0.18	U	1.0	0.18	ug/L			02/19/18 12:52	1
trans-1,3-Dichloropropene	0.19	U	1.0	0.19	ug/L			02/19/18 12:52	1

Method: 8260C - Volatile Organic Compounds by GC/MS (Continued)

Lab Sample ID: MB 460-498215/8
Matrix: Water
Analysis Batch: 498215

Client Sample ID: Method Blank
Prep Type: Total/NA

Analyte	MB Result	MB Qualifier	RL	MDL	Unit	D	Prepared	Analyzed	Dil Fac
Trichloroethene	0.22	U	1.0	0.22	ug/L			02/19/18 12:52	1
Trichlorofluoromethane	0.15	U	1.0	0.15	ug/L			02/19/18 12:52	1
Vinyl chloride	0.060	U	1.0	0.060	ug/L			02/19/18 12:52	1

Tentatively Identified Compound	*MB Est. Result*	*MB Qualifier*	*Unit*	*D*	*RT*	*CAS No.*	*Prepared*	*Analyzed*	*Dil Fac*
Tentatively Identified Compound	*None*		*ug/L*					*02/19/18 12:52*	*1*

Surrogate	*MB %Recovery*	*MB Qualifier*	*Limits*	*Prepared*	*Analyzed*	*Dil Fac*
1,2-Dichloroethane-d4 (Surr)	*96*		*70 - 130*		*02/19/18 12:52*	*1*
Bromofluorobenzene	*99*		*70 - 130*		*02/19/18 12:52*	*1*
Dibromofluoromethane (Surr)	*101*		*70 - 130*		*02/19/18 12:52*	*1*
Toluene-d8 (Surr)	*105*		*70 - 130*		*02/19/18 12:52*	*1*

Lab Sample ID: LCS 460-498215/3
Matrix: Water
Analysis Batch: 498215

Client Sample ID: Lab Control Sample
Prep Type: Total/NA

Analyte	Spike Added	LCS Result	LCS Qualifier	Unit	D	%Rec	%Rec. Limits
1,1,1-Trichloroethane	20.0	21.3		ug/L		106	70 - 130
1,1,2,2-Tetrachloroethane	20.0	24.4		ug/L		122	70 - 130
1,1,2-Trichloroethane	20.0	22.7		ug/L		113	70 - 130
1,1-Dichloroethane	20.0	23.2		ug/L		116	70 - 130
1,1-Dichloroethene	20.0	21.9		ug/L		110	70 - 130
1,2,3-Trichlorobenzene	20.0	22.5		ug/L		112	70 - 130
1,2,4-Trichlorobenzene	20.0	22.1		ug/L		110	70 - 130
1,2-Dibromo-3-Chloropropane	20.0	21.0		ug/L		105	40 - 160
1,2-Dibromoethane	20.0	21.7		ug/L		109	70 - 130
1,2-Dichlorobenzene	20.0	23.2		ug/L		116	70 - 130
1,2-Dichloroethane	20.0	21.1		ug/L		106	70 - 130
1,2-Dichloropropane	20.0	22.6		ug/L		113	70 - 130
1,3-Dichlorobenzene	20.0	24.5		ug/L		123	70 - 130
1,4-Dichlorobenzene	20.0	24.1		ug/L		120	70 - 130
2-Butanone	100	108		ug/L		108	40 - 160
2-Hexanone	100	103		ug/L		103	40 - 160
4-Methyl-2-pentanone	100	109		ug/L		109	40 - 160
Acetone	100	89.8		ug/L		90	40 - 160
Benzene	20.0	24.2		ug/L		121	70 - 130
Bromochloromethane	20.0	22.4		ug/L		112	70 - 130
Bromodichloromethane	20.0	22.9		ug/L		114	70 - 130
Bromoform	20.0	24.5		ug/L		123	70 - 130
Bromomethane	20.0	29.2		ug/L		146	40 - 160
Carbon disulfide	20.0	22.7		ug/L		113	40 - 160
Carbon tetrachloride	20.0	21.2		ug/L		106	70 - 130
Chlorobenzene	20.0	24.1		ug/L		120	70 - 130
Chloroethane	20.0	26.8		ug/L		134	40 - 160
Chloroform	20.0	23.1		ug/L		116	70 - 130
Chloromethane	20.0	21.6		ug/L		108	40 - 160

Method: 8260C - Volatile Organic Compounds by GC/MS (Continued)

Lab Sample ID: LCS 460-498215/3
Matrix: Water
Analysis Batch: 498215

Client Sample ID: Lab Control Sample
Prep Type: Total/NA

Analyte	Spike Added	LCS Result	LCS Qualifier	Unit	D	%Rec	%Rec. Limits
cis-1,2-Dichloroethene	20.0	23.5		ug/L		118	70 - 130
cis-1,3-Dichloropropene	20.0	21.8		ug/L		109	70 - 130
Cyclohexane	20.0	21.4		ug/L		107	70 - 130
Dibromochloromethane	20.0	23.4		ug/L		117	70 - 130
Dichlorodifluoromethane	20.0	16.9		ug/L		85	40 - 160
Ethylbenzene	20.0	23.3		ug/L		116	70 - 130
Freon TF	20.0	21.2		ug/L		106	70 - 130
Isopropylbenzene	20.0	23.6		ug/L		118	70 - 130
m&p-Xylene	20.0	22.9		ug/L		115	70 - 130
Methyl acetate	100	144	*	ug/L		144	70 - 130
Methylcyclohexane	20.0	21.5		ug/L		107	70 - 130
Methylene Chloride	20.0	22.9		ug/L		114	70 - 130
MTBE	20.0	19.7		ug/L		98	70 - 130
o-Xylene	20.0	23.0		ug/L		115	70 - 130
Styrene	20.0	23.4		ug/L		117	70 - 130
Tetrachloroethene	20.0	21.9		ug/L		109	70 - 130
Toluene	20.0	23.5		ug/L		118	70 - 130
trans-1,2-Dichloroethene	20.0	22.7		ug/L		114	70 - 130
trans-1,3-Dichloropropene	20.0	20.5		ug/L		102	70 - 130
Trichloroethene	20.0	22.5		ug/L		112	70 - 130
Trichlorofluoromethane	20.0	20.9		ug/L		105	40 - 160
Vinyl chloride	20.0	23.5		ug/L		117	70 - 130

Surrogate	*LCS %Recovery*	*LCS Qualifier*	*Limits*
1,2-Dichloroethane-d4 (Surr)	*93*		*70 - 130*
Bromofluorobenzene	*98*		*70 - 130*
Dibromofluoromethane (Surr)	*100*		*70 - 130*
Toluene-d8 (Surr)	*103*		*70 - 130*

Lab Sample ID: LCSD 460-498215/6
Matrix: Water
Analysis Batch: 498215

Client Sample ID: Lab Control Sample Dup
Prep Type: Total/NA

Analyte	Spike Added	LCSD Result	LCSD Qualifier	Unit	D	%Rec	%Rec. Limits	RPD	RPD Limit
1,1,1-Trichloroethane	20.0	18.7		ug/L		94	70 - 130	13	20
1,1,2,2-Tetrachloroethane	20.0	18.9	*	ug/L		94	70 - 130	26	20
1,1,2-Trichloroethane	20.0	19.0		ug/L		95	70 - 130	18	20
1,1-Dichloroethane	20.0	20.3		ug/L		102	70 - 130	13	20
1,1-Dichloroethene	20.0	19.0		ug/L		95	70 - 130	14	20
1,2,3-Trichlorobenzene	20.0	16.9	*	ug/L		85	70 - 130	28	20
1,2,4-Trichlorobenzene	20.0	18.1		ug/L		91	70 - 130	20	20
1,2-Dibromo-3-Chloropropane	20.0	14.1	*	ug/L		71	40 - 160	39	20
1,2-Dibromoethane	20.0	18.2		ug/L		91	70 - 130	18	20
1,2-Dichlorobenzene	20.0	20.4		ug/L		102	70 - 130	13	20
1,2-Dichloroethane	20.0	17.6		ug/L		88	70 - 130	18	20
1,2-Dichloropropane	20.0	19.3		ug/L		97	70 - 130	16	20
1,3-Dichlorobenzene	20.0	22.1		ug/L		110	70 - 130	10	20
1,4-Dichlorobenzene	20.0	21.1		ug/L		105	70 - 130	13	20

Method: 8260C - Volatile Organic Compounds by GC/MS (Continued)

Lab Sample ID: LCSD 460-498215/6
Matrix: Water
Analysis Batch: 498215

Client Sample ID: Lab Control Sample Dup
Prep Type: Total/NA

Analyte			Spike Added	LCSD Result	LCSD Qualifier	Unit	D	%Rec	%Rec. Limits	RPD	RPD Limit
2-Butanone			100	97.3		ug/L		97	40 - 160	10	20
2-Hexanone			100	88.8		ug/L		89	40 - 160	15	20
4-Methyl-2-pentanone			100	99.6		ug/L		100	40 - 160	9	20
Acetone			100	80.5		ug/L		81	40 - 160	11	20
Benzene			20.0	21.7		ug/L		109	70 - 130	11	20
Bromochloromethane			20.0	18.3		ug/L		91	70 - 130	20	20
Bromodichloromethane			20.0	18.9		ug/L		95	70 - 130	19	20
Bromoform			20.0	18.5	*	ug/L		92	70 - 130	28	20
Bromomethane			20.0	28.2		ug/L		141	40 - 160	3	20
Carbon disulfide			20.0	19.2		ug/L		96	40 - 160	17	20
Carbon tetrachloride			20.0	18.1		ug/L		90	70 - 130	16	20
Chlorobenzene			20.0	21.1		ug/L		106	70 - 130	13	20
Chloroethane			20.0	22.9		ug/L		115	40 - 160	16	20
Chloroform			20.0	20.1		ug/L		100	70 - 130	14	20
Chloromethane			20.0	19.1		ug/L		96	40 - 160	12	20
cis-1,2-Dichloroethene			20.0	20.7		ug/L		103	70 - 130	13	20
cis-1,3-Dichloropropene			20.0	18.4		ug/L		92	70 - 130	17	20
Cyclohexane			20.0	18.9		ug/L		94	70 - 130	13	20
Dibromochloromethane			20.0	18.3	*	ug/L		91	70 - 130	25	20
Dichlorodifluoromethane			20.0	14.6		ug/L		73	40 - 160	15	20
Ethylbenzene			20.0	20.9		ug/L		105	70 - 130	11	20
Freon TF			20.0	18.8		ug/L		94	70 - 130	12	20
Isopropylbenzene			20.0	21.3		ug/L		106	70 - 130	10	20
m&p-Xylene			20.0	20.6		ug/L		103	70 - 130	11	20
Methyl acetate			100	136	*	ug/L		136	70 - 130	6	20
Methylcyclohexane			20.0	18.4		ug/L		92	70 - 130	15	20
Methylene Chloride			20.0	19.6		ug/L		98	70 - 130	15	20
MTBE			20.0	15.5	*	ug/L		78	70 - 130	24	20
o-Xylene			20.0	20.6		ug/L		103	70 - 130	11	20
Styrene			20.0	20.7		ug/L		104	70 - 130	12	20
Tetrachloroethene			20.0	19.5		ug/L		98	70 - 130	11	20
Toluene			20.0	21.4		ug/L		107	70 - 130	10	20
trans-1,2-Dichloroethene			20.0	20.0		ug/L		100	70 - 130	13	20
trans-1,3-Dichloropropene			20.0	16.2	*	ug/L		81	70 - 130	23	20
Trichloroethene			20.0	19.6		ug/L		98	70 - 130	13	20
Trichlorofluoromethane			20.0	18.5		ug/L		92	40 - 160	13	20
Vinyl chloride			20.0	20.7		ug/L		104	70 - 130	12	20

Surrogate	*LCSD %Recovery*	*LCSD Qualifier*	*Limits*
1,2-Dichloroethane-d4 (Surr)	*82*		*70 - 130*
Bromofluorobenzene	*91*		*70 - 130*
Dibromofluoromethane (Surr)	*92*		*70 - 130*
Toluene-d8 (Surr)	*98*		*70 - 130*

Method: 8260C SIM - Volatile Organic Compounds (GC/MS)

Lab Sample ID: MB 460-497686/7
Matrix: Water
Analysis Batch: 497686

Client Sample ID: Method Blank
Prep Type: Total/NA

Analyte	MB Result	MB Qualifier	RL	MDL	Unit	D	Prepared	Analyzed	Dil Fac
1,4-Dioxane	0.20	U	0.40	0.20	ug/L			02/16/18 09:45	1

Surrogate	*MB %Recovery*	*MB Qualifier*	*Limits*	*Prepared*	*Analyzed*	*Dil Fac*
1,2-Dichloroethane-d4 (Surr)	*116*		*70 - 130*		*02/16/18 09:45*	*1*
4-Bromofluorobenzene	*93*		*70 - 130*		*02/16/18 09:45*	*1*

Lab Sample ID: LCS 460-497686/3
Matrix: Water
Analysis Batch: 497686

Client Sample ID: Lab Control Sample
Prep Type: Total/NA

Analyte			Spike Added	LCS Result	LCS Qualifier	Unit	D	%Rec	%Rec. Limits		
1,4-Dioxane			5.00	4.58		ug/L		92	40 - 160		

Surrogate	*LCS %Recovery*	*LCS Qualifier*	*Limits*
1,2-Dichloroethane-d4 (Surr)	*114*		*70 - 130*
4-Bromofluorobenzene	*95*		*70 - 130*

Lab Sample ID: LCSD 460-497686/4
Matrix: Water
Analysis Batch: 497686

Client Sample ID: Lab Control Sample Dup
Prep Type: Total/NA

Analyte			Spike Added	LCSD Result	LCSD Qualifier	Unit	D	%Rec	%Rec. Limits	RPD	RPD Limit
1,4-Dioxane			5.00	5.16		ug/L		103	40 - 160	12	20

Surrogate	*LCSD %Recovery*	*LCSD Qualifier*	*Limits*
1,2-Dichloroethane-d4 (Surr)	*115*		*70 - 130*
4-Bromofluorobenzene	*94*		*70 - 130*

Qualifiers

GC/MS VOA

Qualifier	Qualifier Description
U	Indicates the analyte was analyzed for but not detected.
*	RPD of the LCS and LCSD exceeds the control limits
*	LCS or LCSD is outside acceptance limits.
J	Result is less than the RL but greater than or equal to the MDL and the concentration is an approximate value.

Glossary

Abbreviation	These commonly used abbreviations may or may not be present in this report.
¤	Listed under the "D" column to designate that the result is reported on a dry weight basis
%R	Percent Recovery
CFL	Contains Free Liquid
CNF	Contains No Free Liquid
DER	Duplicate Error Ratio (normalized absolute difference)
Dil Fac	Dilution Factor
DL	Detection Limit (DoD/DOE)
DL, RA, RE, IN	Indicates a Dilution, Re-analysis, Re-extraction, or additional Initial metals/anion analysis of the sample
DLC	Decision Level Concentration (Radiochemistry)
EDL	Estimated Detection Limit (Dioxin)
LOD	Limit of Detection (DoD/DOE)
LOQ	Limit of Quantitation (DoD/DOE)
MDA	Minimum Detectable Activity (Radiochemistry)
MDC	Minimum Detectable Concentration (Radiochemistry)
MDL	Method Detection Limit
ML	Minimum Level (Dioxin)
NC	Not Calculated
ND	Not Detected at the reporting limit (or MDL or EDL if shown)
PQL	Practical Quantitation Limit
QC	Quality Control
RER	Relative Error Ratio (Radiochemistry)
RL	Reporting Limit or Requested Limit (Radiochemistry)
RPD	Relative Percent Difference, a measure of the relative difference between two points
TEF	Toxicity Equivalent Factor (Dioxin)
TEQ	Toxicity Equivalent Quotient (Dioxin)

QC Association Summary

Client: Tetra Tech GEO
Project/Site: Lockheed - North Plainfield, NJ

TestAmerica Job ID: 460-150252-1

GC/MS VOA

Analysis Batch: 497686

Lab Sample ID	Client Sample ID	Prep Type	Matrix	Method	Prep Batch
460-150252-1	MODTB-021318	Total/NA	Water	8260C SIM	
460-150252-2	TB-021318	Total/NA	Water	8260C SIM	
MB 460-497686/7	Method Blank	Total/NA	Water	8260C SIM	
LCS 460-497686/3	Lab Control Sample	Total/NA	Water	8260C SIM	
LCSD 460-497686/4	Lab Control Sample Dup	Total/NA	Water	8260C SIM	

Analysis Batch: 498215

Lab Sample ID	Client Sample ID	Prep Type	Matrix	Method	Prep Batch
460-150252-1	MODTB-021318	Total/NA	Water	8260C	
460-150252-2	TB-021318	Total/NA	Water	8260C	
MB 460-498215/8	Method Blank	Total/NA	Water	8260C	
LCS 460-498215/3	Lab Control Sample	Total/NA	Water	8260C	
LCSD 460-498215/6	Lab Control Sample Dup	Total/NA	Water	8260C	

Lab Chronicle

Client: Tetra Tech GEO
Project/Site: Lockheed - North Plainfield, NJ

TestAmerica Job ID: 460-150252-1

Client Sample ID: MODTB-021318
Date Collected: 02/13/18 16:00
Date Received: 02/14/18 15:10

Lab Sample ID: 460-150252-1
Matrix: Water

Prep Type	Batch Type	Batch Method	Run	Dilution Factor	Batch Number	Prepared or Analyzed	Analyst	Lab
Total/NA	Analysis	8260C		1	498215	02/19/18 13:28	EMM	TAL EDI
Total/NA	Analysis	8260C SIM		1	497686	02/16/18 10:31	SZD	TAL EDI

Client Sample ID: TB-021318
Date Collected: 02/13/18 00:00
Date Received: 02/14/18 15:10

Lab Sample ID: 460-150252-2
Matrix: Water

Prep Type	Batch Type	Batch Method	Run	Dilution Factor	Batch Number	Prepared or Analyzed	Analyst	Lab
Total/NA	Analysis	8260C		1	498215	02/19/18 13:51	EMM	TAL EDI
Total/NA	Analysis	8260C SIM		1	497686	02/16/18 10:08	SZD	TAL EDI

Laboratory References:

TAL EDI = TestAmerica Edison, 777 New Durham Road, Edison, NJ 08817, TEL (732)549-3900

Accreditation/Certification Summary

Client: Tetra Tech GEO
TestAmerica Job ID: 460-150252-1
Project/Site: Lockheed - North Plainfield, NJ

Laboratory: TestAmerica Edison

The accreditations/certifications listed below are applicable to this report.

Authority	Program	EPA Region	Identification Number	Expiration Date
New Jersey	NELAP	2	12028	06-30-18

8260C_DKQP

Volatile Organic Compounds by GC/MS

FORM II
GC/MS VOA SURROGATE RECOVERY

Lab Name: TestAmerica Edison Job No.: 460-150252-1

SDG No.:

Matrix: Water Level: Low

GC Column (1): Rtx-624 ID: 0.25(mm)

Client Sample ID	Lab Sample ID	DBFM #	DCA #	TOL #	BFB #
MODTB-021318	460-150252-1	93	85	98	88
TB-021318	460-150252-2	104	99	108	99
	MB 460-498215/8	101	96	105	99
	LCS 460-498215/3	100	93	103	98
	LCSD 460-498215/6	92	82	98	91

	QC LIMITS
DBFM = Dibromofluoromethane (Surr)	70-130
DCA = 1,2-Dichloroethane-d4 (Surr)	70-130
TOL = Toluene-d8 (Surr)	70-130
BFB = Bromofluorobenzene	70-130

Column to be used to flag recovery values

FORM II 8260C

FORM III
GC/MS VOA LAB CONTROL SAMPLE RECOVERY

Lab Name: TestAmerica Edison Job No.: 460-150252-1

SDG No.:

Matrix: Water Level: Low Lab File ID: N63206.D

Lab ID: LCS 460-498215/3 Client ID:

COMPOUND	SPIKE ADDED (ug/L)	LCS CONCENTRATION (ug/L)	LCS % REC	QC LIMITS REC	#
1,1,1-Trichloroethane	20.0	21.3	106	70-130	
1,1,2,2-Tetrachloroethane	20.0	24.4	122	70-130	
1,1,2-Trichloroethane	20.0	22.7	113	70-130	
1,1-Dichloroethane	20.0	23.2	116	70-130	
1,1-Dichloroethene	20.0	21.9	110	70-130	
1,2,3-Trichlorobenzene	20.0	22.5	112	70-130	
1,2,4-Trichlorobenzene	20.0	22.1	110	70-130	
1,2-Dibromo-3-Chloropropane	20.0	21.0	105	40-160	
1,2-Dibromoethane	20.0	21.7	109	70-130	
1,2-Dichlorobenzene	20.0	23.2	116	70-130	
1,2-Dichloroethane	20.0	21.1	106	70-130	
1,2-Dichloropropane	20.0	22.6	113	70-130	
1,3-Dichlorobenzene	20.0	24.5	123	70-130	
1,4-Dichlorobenzene	20.0	24.1	120	70-130	
2-Butanone	100	108	108	40-160	
2-Hexanone	100	103	103	40-160	
4-Methyl-2-pentanone	100	109	109	40-160	
Acetone	100	89.8	90	40-160	
Benzene	20.0	24.2	121	70-130	
Bromochloromethane	20.0	22.4	112	70-130	
Bromodichloromethane	20.0	22.9	114	70-130	
Bromoform	20.0	24.5	123	70-130	
Bromomethane	20.0	29.2	146	40-160	
Carbon disulfide	20.0	22.7	113	40-160	
Carbon tetrachloride	20.0	21.2	106	70-130	
Chlorobenzene	20.0	24.1	120	70-130	
Chloroethane	20.0	26.8	134	40-160	
Chloroform	20.0	23.1	116	70-130	
Chloromethane	20.0	21.6	108	40-160	
cis-1,2-Dichloroethene	20.0	23.5	118	70-130	
cis-1,3-Dichloropropene	20.0	21.8	109	70-130	
Cyclohexane	20.0	21.4	107	70-130	
Dibromochloromethane	20.0	23.4	117	70-130	
Dichlorodifluoromethane	20.0	16.9	85	40-160	
Ethylbenzene	20.0	23.3	116	70-130	
Freon TF	20.0	21.2	106	70-130	
Isopropylbenzene	20.0	23.6	118	70-130	
m&p-Xylene	20.0	22.9	115	70-130	
Methyl acetate	100	144	144	70-130	*
Methylcyclohexane	20.0	21.5	107	70-130	
Methylene Chloride	20.0	22.9	114	70-130	
MTBE	20.0	19.7	98	70-130	

Column to be used to flag recovery and RPD values

FORM III 8260C

FORM III
GC/MS VOA LAB CONTROL SAMPLE RECOVERY

Lab Name: TestAmerica Edison Job No.: 460-150252-1

SDG No.:

Matrix: Water Level: Low Lab File ID: N63206.D

Lab ID: LCS 460-498215/3 Client ID:

COMPOUND	SPIKE ADDED (ug/L)	LCS CONCENTRATION (ug/L)	LCS % REC	QC LIMITS REC	#
o-Xylene	20.0	23.0	115	70-130	
Styrene	20.0	23.4	117	70-130	
Tetrachloroethene	20.0	21.9	109	70-130	
Toluene	20.0	23.5	118	70-130	
trans-1,2-Dichloroethene	20.0	22.7	114	70-130	
trans-1,3-Dichloropropene	20.0	20.5	102	70-130	
Trichloroethene	20.0	22.5	112	70-130	
Trichlorofluoromethane	20.0	20.9	105	40-160	
Vinyl chloride	20.0	23.5	117	70-130	

Column to be used to flag recovery and RPD values

FORM III 8260C

FORM III
GC/MS VOA LAB CONTROL SAMPLE DUPLICATE RECOVERY

Lab Name: TestAmerica Edison Job No.: 460-150252-1

SDG No.:

Matrix: Water Level: Low Lab File ID: N63209.D

Lab ID: LCSD 460-498215/6 Client ID:

COMPOUND	SPIKE ADDED (ug/L)	LCSD CONCENTRATION (ug/L)	LCSD % REC	% RPD	QC LIMITS RPD	QC LIMITS REC	#
1,1,1-Trichloroethane	20.0	18.7	94	13	20	70-130	
1,1,2,2-Tetrachloroethane	20.0	18.9	94	26	20	70-130	*
1,1,2-Trichloroethane	20.0	19.0	95	18	20	70-130	
1,1-Dichloroethane	20.0	20.3	102	13	20	70-130	
1,1-Dichloroethene	20.0	19.0	95	14	20	70-130	
1,2,3-Trichlorobenzene	20.0	16.9	85	28	20	70-130	*
1,2,4-Trichlorobenzene	20.0	18.1	91	20	20	70-130	
1,2-Dibromo-3-Chloropropane	20.0	14.1	71	39	20	40-160	*
1,2-Dibromoethane	20.0	18.2	91	18	20	70-130	
1,2-Dichlorobenzene	20.0	20.4	102	13	20	70-130	
1,2-Dichloroethane	20.0	17.6	88	18	20	70-130	
1,2-Dichloropropane	20.0	19.3	97	16	20	70-130	
1,3-Dichlorobenzene	20.0	22.1	110	10	20	70-130	
1,4-Dichlorobenzene	20.0	21.1	105	13	20	70-130	
2-Butanone	100	97.3	97	10	20	40-160	
2-Hexanone	100	88.8	89	15	20	40-160	
4-Methyl-2-pentanone	100	99.6	100	9	20	40-160	
Acetone	100	80.5	81	11	20	40-160	
Benzene	20.0	21.7	109	11	20	70-130	
Bromochloromethane	20.0	18.3	91	20	20	70-130	
Bromodichloromethane	20.0	18.9	95	19	20	70-130	
Bromoform	20.0	18.5	92	28	20	70-130	*
Bromomethane	20.0	28.2	141	3	20	40-160	
Carbon disulfide	20.0	19.2	96	17	20	40-160	
Carbon tetrachloride	20.0	18.1	90	16	20	70-130	
Chlorobenzene	20.0	21.1	106	13	20	70-130	
Chloroethane	20.0	22.9	115	16	20	40-160	
Chloroform	20.0	20.1	100	14	20	70-130	
Chloromethane	20.0	19.1	96	12	20	40-160	
cis-1,2-Dichloroethene	20.0	20.7	103	13	20	70-130	
cis-1,3-Dichloropropene	20.0	18.4	92	17	20	70-130	
Cyclohexane	20.0	18.9	94	13	20	70-130	
Dibromochloromethane	20.0	18.3	91	25	20	70-130	*
Dichlorodifluoromethane	20.0	14.6	73	15	20	40-160	
Ethylbenzene	20.0	20.9	105	11	20	70-130	
Freon TF	20.0	18.8	94	12	20	70-130	
Isopropylbenzene	20.0	21.3	106	10	20	70-130	
m&p-Xylene	20.0	20.6	103	11	20	70-130	
Methyl acetate	100	136	136	6	20	70-130	*
Methylcyclohexane	20.0	18.4	92	15	20	70-130	
Methylene Chloride	20.0	19.6	98	15	20	70-130	
MTBE	20.0	15.5	78	24	20	70-130	*

Column to be used to flag recovery and RPD values

FORM III 8260C

FORM III
GC/MS VOA LAB CONTROL SAMPLE DUPLICATE RECOVERY

Lab Name: TestAmerica Edison Job No.: 460-150252-1

SDG No.:

Matrix: Water Level: Low Lab File ID: N63209.D

Lab ID: LCSD 460-498215/6 Client ID:

COMPOUND	SPIKE ADDED (ug/L)	LCSD CONCENTRATION (ug/L)	LCSD % REC	% RPD	QC LIMITS RPD	QC LIMITS REC	#
o-Xylene	20.0	20.6	103	11	20	70-130	
Styrene	20.0	20.7	104	12	20	70-130	
Tetrachloroethene	20.0	19.5	98	11	20	70-130	
Toluene	20.0	21.4	107	10	20	70-130	
trans-1,2-Dichloroethene	20.0	20.0	100	13	20	70-130	
trans-1,3-Dichloropropene	20.0	16.2	81	23	20	70-130	*
Trichloroethene	20.0	19.6	98	13	20	70-130	
Trichlorofluoromethane	20.0	18.5	92	13	20	40-160	
Vinyl chloride	20.0	20.7	104	12	20	70-130	

Column to be used to flag recovery and RPD values

FORM III 8260C

FORM IV
GC/MS VOA METHOD BLANK SUMMARY

Lab Name: TestAmerica Edison Job No.: 460-150252-1

SDG No.:

Lab File ID: N63211.D Lab Sample ID: MB 460-498215/8

Matrix: Water Heated Purge:(Y/N) N

Instrument ID: CVOAMS11 Date Analyzed: 02/19/2018 12:52

GC Column: Rtx-624 ID: 0.25(mm)

THIS METHOD BLANK APPLIES TO THE FOLLOWING SAMPLES:

CLIENT SAMPLE ID	LAB SAMPLE ID	LAB FILE ID	DATE ANALYZED
	LCS 460-498215/3	N63206.D	02/19/2018 10:22
	LCSD 460-498215/6	N63209.D	02/19/2018 12:05
MODTB-021318	460-150252-1	N63212.D	02/19/2018 13:28
TB-021318	460-150252-2	N63213.D	02/19/2018 13:51

FORM V
GC/MS VOA INSTRUMENT PERFORMANCE CHECK
BROMOFLUOROBENZENE (BFB)

Lab Name: TestAmerica Edison Job No.: 460-150252-1

SDG No.:

Lab File ID: N62521.D BFB Injection Date: 01/26/2018

Instrument ID: CVOAMS11 BFB Injection Time: 10:27

Analysis Batch No.: 492929

M/E	ION ABUNDANCE CRITERIA	% RELATIVE ABUNDANCE	
50	15.0 - 40.0 % of mass 95	17.0	
75	30.0 - 60.0 % of mass 95	48.5	
95	Base Peak, 100% relative abundance	100.0	
96	5.0 - 9.0 % of mass 95	6.6	
173	Less than 2.0 % of mass 174	0.0	(0.0) 1
174	50.0 - 120.00 % of mass 95	71.6	
175	5.0 - 9.0 % of mass 174	5.6	(7.8) 1
176	95.0 - 101.0 % of mass 174	68.1	(95.1) 1
177	5.0 - 9.0 % of mass 176	4.7	(6.9) 2

1-Value is % mass 174 2-Value is % mass 176

THIS CHECK APPLIES TO THE FOLLOWING SAMPLES, MS, MSD, BLANKS AND STANDARDS:

CLIENT SAMPLE ID	LAB SAMPLE ID	LAB FILE ID	DATE ANALYZED	TIME ANALYZED
	STD7 460-492929/2	N62522.D	01/26/2018	10:56
	STD1 460-492929/3	N62523.D	01/26/2018	11:19
	STD5 460-492929/4	N62524.D	01/26/2018	11:42
	STD20 460-492929/5	N62525.D	01/26/2018	12:05
	STD50 460-492929/6	N62526.D	01/26/2018	12:28
	STD200 460-492929/7	N62527.D	01/26/2018	12:51
	STD500 460-492929/8	N62528.D	01/26/2018	13:15

FORM V
GC/MS VOA INSTRUMENT PERFORMANCE CHECK
BROMOFLUOROBENZENE (BFB)

Lab Name: TestAmerica Edison Job No.: 460-150252-1

SDG No.:

Lab File ID: N63204.D BFB Injection Date: 02/19/2018

Instrument ID: CVOAMS11 BFB Injection Time: 09:29

Analysis Batch No.: 498215

M/E	ION ABUNDANCE CRITERIA	% RELATIVE ABUNDANCE	
50	15.0 - 40.0 % of mass 95	18.6	
75	30.0 - 60.0 % of mass 95	49.8	
95	Base Peak, 100% relative abundance	100.0	
96	5.0 - 9.0 % of mass 95	6.7	
173	Less than 2.0 % of mass 174	0.0	(0.0) 1
174	50.0 - 120.00 % of mass 95	67.3	
175	5.0 - 9.0 % of mass 174	5.0	(7.4) 1
176	95.0 - 101.0 % of mass 174	65.1	(96.7) 1
177	5.0 - 9.0 % of mass 176	4.3	(6.6) 2

1-Value is % mass 174 2-Value is % mass 176

THIS CHECK APPLIES TO THE FOLLOWING SAMPLES, MS, MSD, BLANKS AND STANDARDS:

CLIENT SAMPLE ID	LAB SAMPLE ID	LAB FILE ID	DATE ANALYZED	TIME ANALYZED
	CCVIS 460-498215/2	N63205.D	02/19/2018	09:59
	LCS 460-498215/3	N63206.D	02/19/2018	10:22
	LCSD 460-498215/6	N63209.D	02/19/2018	12:05
	MB 460-498215/8	N63211.D	02/19/2018	12:52
MODTB-021318	460-150252-1	N63212.D	02/19/2018	13:28
TB-021318	460-150252-2	N63213.D	02/19/2018	13:51

FORM VIII
GC/MS VOA INTERNAL STANDARD AREA AND RETENTION TIME SUMMARY

Lab Name: TestAmerica Edison Job No.: 460-150252-1

SDG No.:

Sample No.: CCVIS 460-498215/2 Date Analyzed: 02/19/2018 09:59

Instrument ID: CVOAMS11 GC Column: Rtx-624 ID: 0.25(mm)

Lab File ID (Standard): N63205.D Heated Purge: (Y/N) N

Calibration ID: 66326

		TBAd9		BUT		FB	
		AREA #	RT #	AREA #	RT #	AREA #	RT #
12/24 HOUR STD		187836	2.94	206733	4.04	652272	5.24
UPPER LIMIT		375672	3.44	413466	4.54	1304544	5.74
LOWER LIMIT		93918	2.44	103367	3.54	326136	4.74
LAB SAMPLE ID	CLIENT SAMPLE ID						
LCS 460-498215/3		198858	2.94	205068	4.04	682557	5.24
LCSD 460-498215/6		158798	2.93	177334	4.04	719502	5.24
MB 460-498215/8		178133	2.93	188885	4.04	666421	5.24
460-150252-1	MODTB-021318	144329	2.95	162462	4.05	674869	5.24
460-150252-2	TB-021318	161411	2.94	168815	4.05	609124	5.24

TBAd9 = TBA-d9 (IS)
BUT = 2-Butanone-d5
FB = Fluorobenzene

Area Limit = 50%-200% of internal standard area
RT Limit = ± 0.5 minutes of internal standard RT

Column used to flag values outside QC limits

FORM VIII 8260C

FORM VIII
GC/MS VOA INTERNAL STANDARD AREA AND RETENTION TIME SUMMARY

Lab Name: TestAmerica Edison Job No.: 460-150252-1

SDG No.:

Sample No.: CCVIS 460-498215/2 Date Analyzed: 02/19/2018 09:59

Instrument ID: CVOAMS11 GC Column: Rtx-624 ID: 0.25(mm)

Lab File ID (Standard): N63205.D Heated Purge: (Y/N) N

Calibration ID: 66326

		DXE		CBNZd5		DCBd4	
		AREA #	RT #	AREA #	RT #	AREA #	RT #
12/24 HOUR STD		25141	6.04	521116	9.18	271880	11.51
UPPER LIMIT		50282	6.54	1042232	9.68	543760	12.01
LOWER LIMIT		12571	5.54	260558	8.68	135940	11.01
LAB SAMPLE ID	CLIENT SAMPLE ID						
LCS 460-498215/3		27619	6.05	556247	9.18	290233	11.51
LCSD 460-498215/6		21708	6.05	574498	9.18	290441	11.51
MB 460-498215/8		20925	6.05	521504	9.18	261828	11.51
460-150252-1	MODTB-021318	18756	6.05	534210	9.18	251601	11.51
460-150252-2	TB-021318	21421	6.06	487491	9.18	247633	11.51

DXE = 1,4-Dioxane-d8
CBNZd5 = Chlorobenzene-d5
DCBd4 = 1,4-Dichlorobenzene-d4

Area Limit = 50%-200% of internal standard area
RT Limit = ± 0.5 minutes of internal standard RT

Column used to flag values outside QC limits

FORM VIII 8260C

FORM I
GC/MS VOA ORGANICS ANALYSIS DATA SHEET

Lab Name: TestAmerica Edison | Job No.: 460-150252-1

SDG No.:

Client Sample ID: MODTB-021318 | Lab Sample ID: 460-150252-1

Matrix: Water | Lab File ID: N63212.D

Analysis Method: 8260C | Date Collected: 02/13/2018 16:00

Sample wt/vol: 5(mL) | Date Analyzed: 02/19/2018 13:28

Soil Aliquot Vol: | Dilution Factor: 1

Soil Extract Vol.: | GC Column: Rtx-624 ID: 0.25(mm)

% Moisture: | Level: (low/med) Low

Analysis Batch No.: 498215 | Units: ug/L

CAS NO.	COMPOUND NAME	RESULT	Q	RL	MDL
71-55-6	1,1,1-Trichloroethane	0.28	U	1.0	0.28
79-34-5	1,1,2,2-Tetrachloroethane	0.19	U *	1.0	0.19
79-00-5	1,1,2-Trichloroethane	0.080	U	1.0	0.080
75-34-3	1,1-Dichloroethane	0.24	U	1.0	0.24
75-35-4	1,1-Dichloroethene	0.34	U	1.0	0.34
87-61-6	1,2,3-Trichlorobenzene	0.35	U *	1.0	0.35
120-82-1	1,2,4-Trichlorobenzene	0.27	U	1.0	0.27
96-12-8	1,2-Dibromo-3-Chloropropane	0.23	U *	1.0	0.23
106-93-4	1,2-Dibromoethane	0.19	U	1.0	0.19
95-50-1	1,2-Dichlorobenzene	0.22	U	1.0	0.22
107-06-2	1,2-Dichloroethane	0.25	U	1.0	0.25
78-87-5	1,2-Dichloropropane	0.18	U	1.0	0.18
541-73-1	1,3-Dichlorobenzene	0.33	U	1.0	0.33
106-46-7	1,4-Dichlorobenzene	0.33	U	1.0	0.33
78-93-3	2-Butanone	2.2	U	5.0	2.2
591-78-6	2-Hexanone	0.72	U	5.0	0.72
108-10-1	4-Methyl-2-pentanone	0.63	U	5.0	0.63
67-64-1	Acetone	1.1	U	5.0	1.1
71-43-2	Benzene	0.090	U	1.0	0.090
74-97-5	Bromochloromethane	0.30	U	1.0	0.30
75-27-4	Bromodichloromethane	0.15	U	1.0	0.15
75-25-2	Bromoform	0.18	U *	1.0	0.18
74-83-9	Bromomethane	0.18	U	1.0	0.18
75-15-0	Carbon disulfide	0.22	U	1.0	0.22
56-23-5	Carbon tetrachloride	0.33	U	1.0	0.33
108-90-7	Chlorobenzene	0.24	U	1.0	0.24
75-00-3	Chloroethane	0.37	U	1.0	0.37
67-66-3	Chloroform	0.22	U	1.0	0.22
74-87-3	Chloromethane	0.22	U	1.0	0.22
156-59-2	cis-1,2-Dichloroethene	0.26	U	1.0	0.26
10061-01-5	cis-1,3-Dichloropropene	0.16	U	1.0	0.16
110-82-7	Cyclohexane	0.26	U	1.0	0.26
124-48-1	Dibromochloromethane	0.22	U *	1.0	0.22
75-71-8	Dichlorodifluoromethane	0.14	U	1.0	0.14
100-41-4	Ethylbenzene	0.30	U	1.0	0.30
76-13-1	Freon TF	0.34	U	1.0	0.34

FORM I
GC/MS VOA ORGANICS ANALYSIS DATA SHEET

Lab Name: TestAmerica Edison | Job No.: 460-150252-1

SDG No.:

Client Sample ID: MODTB-021318 | Lab Sample ID: 460-150252-1

Matrix: Water | Lab File ID: N63212.D

Analysis Method: 8260C | Date Collected: 02/13/2018 16:00

Sample wt/vol: 5(mL) | Date Analyzed: 02/19/2018 13:28

Soil Aliquot Vol: | Dilution Factor: 1

Soil Extract Vol.: | GC Column: Rtx-624 ID: 0.25(mm)

% Moisture: | Level: (low/med) Low

Analysis Batch No.: 498215 | Units: ug/L

CAS NO.	COMPOUND NAME	RESULT	Q	RL	MDL
98-82-8	Isopropylbenzene	0.32	U	1.0	0.32
179601-23-1	m&p-Xylene	0.28	U	1.0	0.28
79-20-9	Methyl acetate	0.58	U *	5.0	0.58
108-87-2	Methylcyclohexane	0.22	U	1.0	0.22
75-09-2	Methylene Chloride	0.51	J	1.0	0.21
1634-04-4	MTBE	0.13	U *	1.0	0.13
95-47-6	o-Xylene	0.32	U	1.0	0.32
100-42-5	Styrene	0.17	U	1.0	0.17
127-18-4	Tetrachloroethene	0.12	U	1.0	0.12
108-88-3	Toluene	1.9		1.0	0.25
156-60-5	trans-1,2-Dichloroethene	0.18	U	1.0	0.18
10061-02-6	trans-1,3-Dichloropropene	0.19	U *	1.0	0.19
79-01-6	Trichloroethene	0.22	U	1.0	0.22
75-69-4	Trichlorofluoromethane	0.15	U	1.0	0.15
75-01-4	Vinyl chloride	0.060	U	1.0	0.060

CAS NO.	SURROGATE	%REC	Q	LIMITS
17060-07-0	1,2-Dichloroethane-d4 (Surr)	85		70-130
460-00-4	Bromofluorobenzene	88		70-130
1868-53-7	Dibromofluoromethane (Surr)	93		70-130
2037-26-5	Toluene-d8 (Surr)	98		70-130

FORM I
GC/MS VOA ORGANICS ANALYSIS DATA SHEET
TENTATIVELY IDENTIFIED COMPOUNDS

Lab Name: TestAmerica Edison | Job No.: 460-150252-1

SDG No.:

Client Sample ID: MODTB-021318 | Lab Sample ID: 460-150252-1

Matrix: Water | Lab File ID: N63212.D

Analysis Method: 8260C | Date Collected: 02/13/2018 16:00

Sample wt/vol: 5(mL) | Date Analyzed: 02/19/2018 13:28

Soil Aliquot Vol: | Dilution Factor: 1

Soil Extract Vol.: | GC Column: Rtx-624 ID: 0.25(mm)

% Moisture: | Level: (low/med) Low

Analysis Batch No.: 498215 | Units: ug/L

Number TICs Found: 0 | TIC Result Total: 0

CAS NO.	COMPOUND NAME	RT	RESULT	Q	MATCH QUALITY
	Tentatively Identified Compound		None		

TestAmerica Edison
Target Compound Quantitation Report

Data File: \\ChromNA\Edison\ChromData\CVOAMS11\20180219-67709.b\N63212.D
Lims ID: 460-150252-C-1
Client ID: MODTB-021318
Sample Type: Client
Inject. Date: 19-Feb-2018 13:28:30 ALS Bottle#: 8 Worklist Smp#: 9
Purge Vol: 5.000 mL Dil. Factor: 1.0000
Sample Info: 460-150252-C-1
Misc. Info.: 460-0067709-009
Operator ID: Instrument ID: CVOAMS11

Method: \\ChromNA\Edison\ChromData\CVOAMS11\20180219-67709.b\8260W_11.m
Limit Group: VOA - 8260C DKQP Water and Solid
Last Update: 19-Feb-2018 17:42:34 Calib Date: 26-Jan-2018 13:15:30
Integrator: RTE ID Type: Deconvolution ID
Quant Method: Internal Standard Quant By: Initial Calibration
Last ICal File: \\ChromNA\Edison\ChromData\CVOAMS11\20180126-66625.b\N62528.D

Column 1 : Rtx-624 (0.25 mm) Det: MS SCAN
Process Host: XAWRK007

First Level Reviewer: martineze Date: 19-Feb-2018 16:12:57

Compound	Sig	RT (min.)	Exp RT (min.)	Dlt RT (min.)	Q	Response	OnCol Amt ug/l	Flags
26 Methylene Chloride	84	2.942	2.936	0.006	33	2244	0.5058	
* 27 TBA-d9 (IS)	65	2.948	2.936	0.012	0	144329	1000.0	
* 39 2-Butanone-d5	46	4.049	4.043	0.006	0	162462	250.0	
$ 51 Dibromofluoromethane (Surr	113	4.560	4.560	0.000	96	170170	46.6	
$ 56 1,2-Dichloroethane-d4 (Sur	65	4.937	4.937	0.000	0	178530	42.6	
* 62 Fluorobenzene	96	5.242	5.242	0.000	99	674869	50.0	
* 68 1,4-Dioxane-d8	96	6.051	6.039	0.012	0	18756	1000.0	
$ 79 Toluene-d8 (Surr)	98	7.152	7.152	0.000	99	746767	48.8	
80 Toluene	91	7.237	7.237	0.000	95	33059	1.94	
* 90 Chlorobenzene-d5	117	9.178	9.178	0.000	87	534210	50.0	
$ 101 4-Bromofluorobenzene	174	10.480	10.480	0.000	84	184410	43.9	
* 117 1,4-Dichlorobenzene-d4	152	11.508	11.508	0.000	97	251601	50.0	

Reagents:

8260SURR250_00166 Amount Added: 1.00 Units: uL Run Reagent
8260ISNEW_00120 Amount Added: 1.00 Units: uL Run Reagent

Report Date: 19-Feb-2018 17:42:35 Chrom Revision: 2.2 08-Feb-2018 13:38:42

TestAmerica Edison

Data File: \\ChromNA\Edison\ChromData\CVOAMS11\20180219-67709.b\N63212.D

Injection Date:	19-Feb-2018 13:28:30	Instrument ID:	CVOAMS11	Operator ID:	
Lims ID:	460-150252-C-1	Lab Sample ID:	460-150252-1	Worklist Smp#:	9
Client ID:	MODTB-021318				
Purge Vol:	5.000 mL	Dil. Factor:	1.0000	ALS Bottle#:	8
Method:	8260W_11	Limit Group:	VOA - 8260C DKQP Water and Solid		

Column: Rtx-624 (0.25 mm)

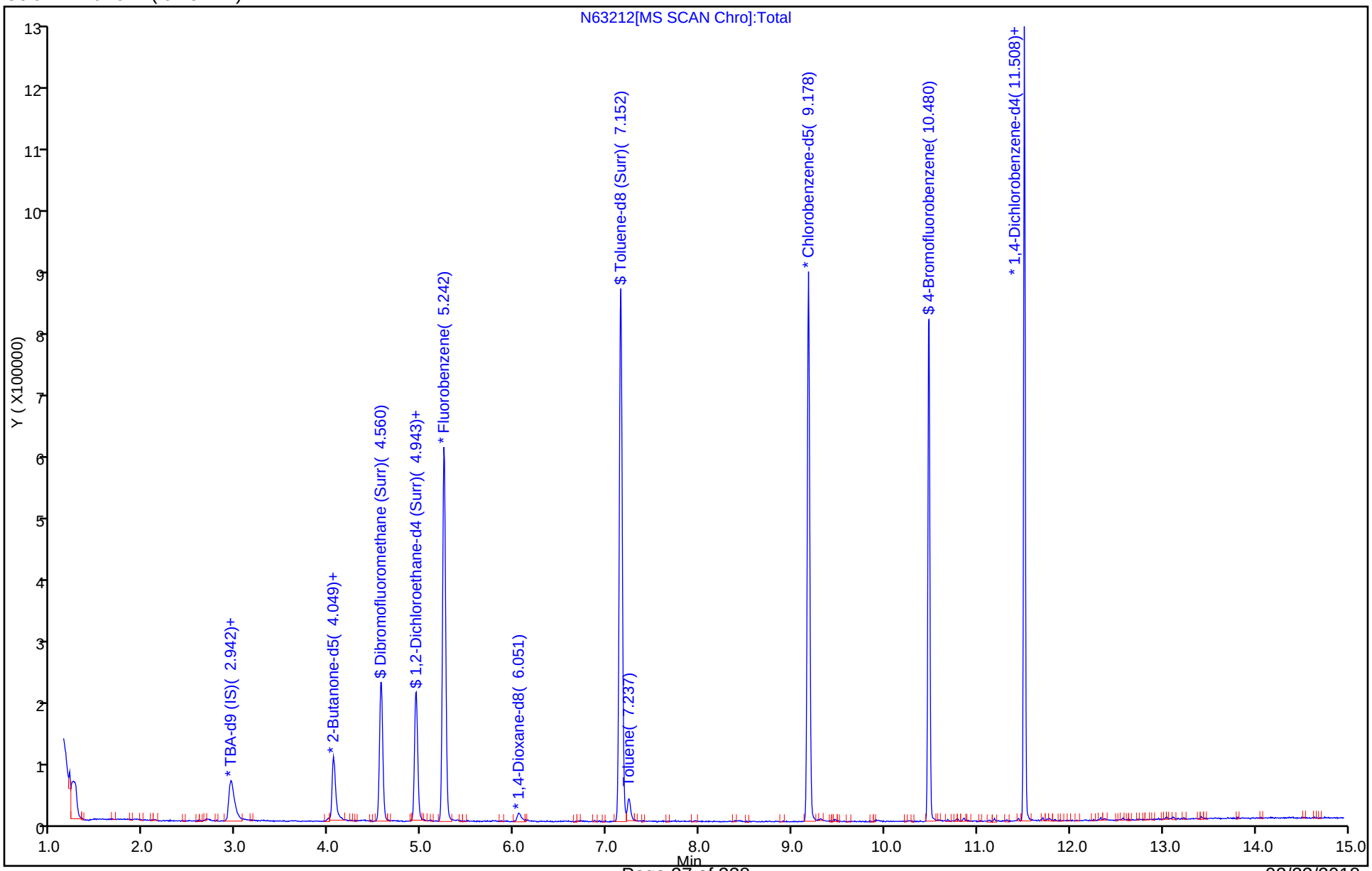

TestAmerica Edison

Data File:	\\ChromNA\Edison\ChromData\CVOAMS11\20180219-67709.b\N63212.D		
Injection Date:	19-Feb-2018 13:28:30	Instrument ID:	CVOAMS11
Lims ID:	460-150252-C-1	Lab Sample ID:	460-150252-1
Client ID:	MODTB-021318		
Operator ID:		ALS Bottle#:	8 Worklist Smp#: 9
Purge Vol:	5.000 mL	Dil. Factor:	1.0000
Method:	8260W_11	Limit Group:	VOA - 8260C DKQP Water and Solid
Column:	Rtx-624 (0.25 mm)	Detector	MS SCAN

26 Methylene Chloride, CAS: 75-09-2

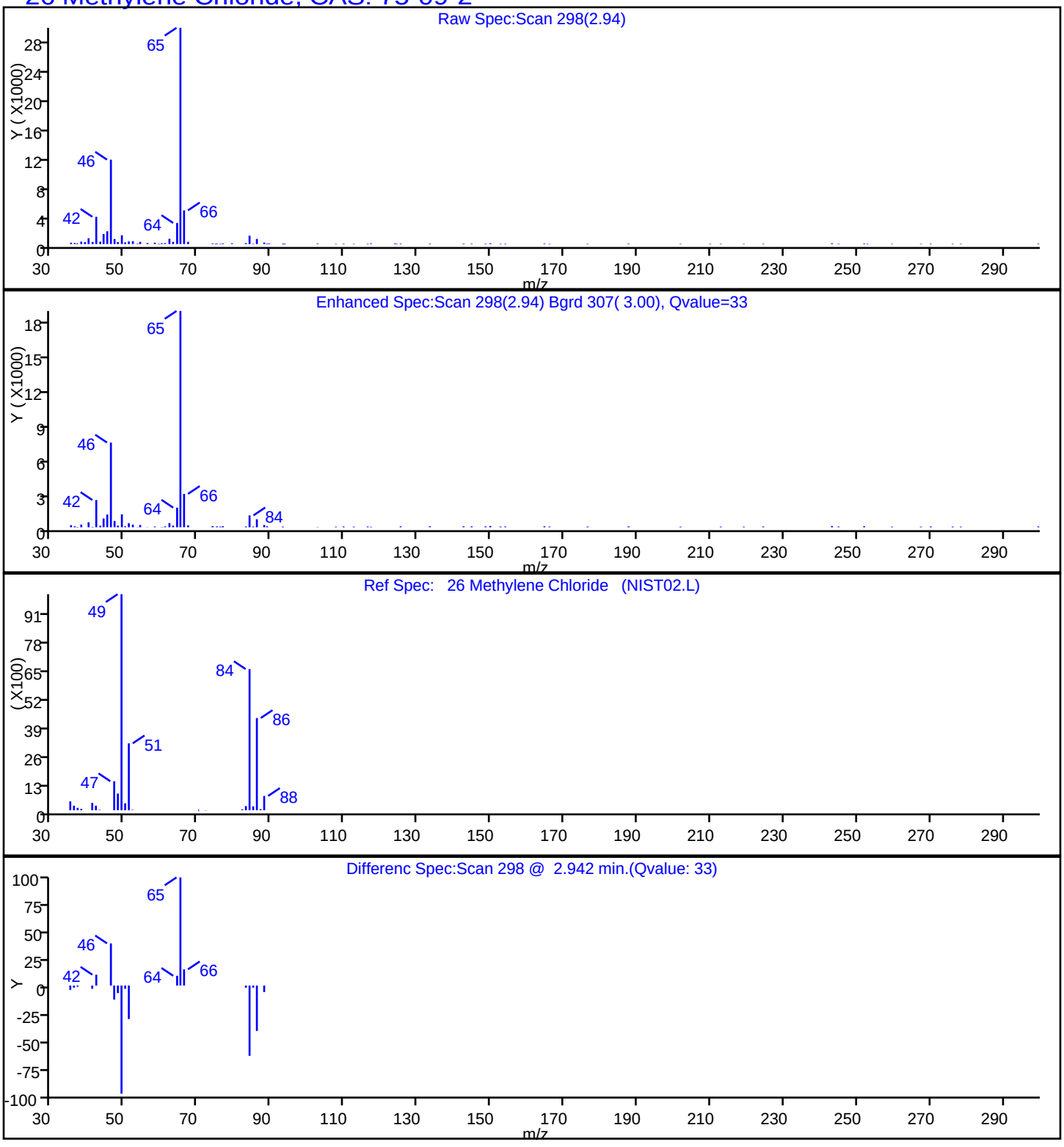

TestAmerica Edison

Data File:	\\ChromNA\Edison\ChromData\CVOAMS11\20180219-67709.b\N63212.D		
Injection Date:	19-Feb-2018 13:28:30	Instrument ID:	CVOAMS11
Lims ID:	460-150252-C-1	Lab Sample ID:	460-150252-1
Client ID:	MODTB-021318		
Operator ID:		ALS Bottle#:	8 Worklist Smp#: 9
Purge Vol:	5.000 mL	Dil. Factor:	1.0000
Method:	8260W_11	Limit Group:	VOA - 8260C DKQP Water and Solid
Column:	Rtx-624 (0.25 mm)	Detector	MS SCAN

80 Toluene, CAS: 108-88-3

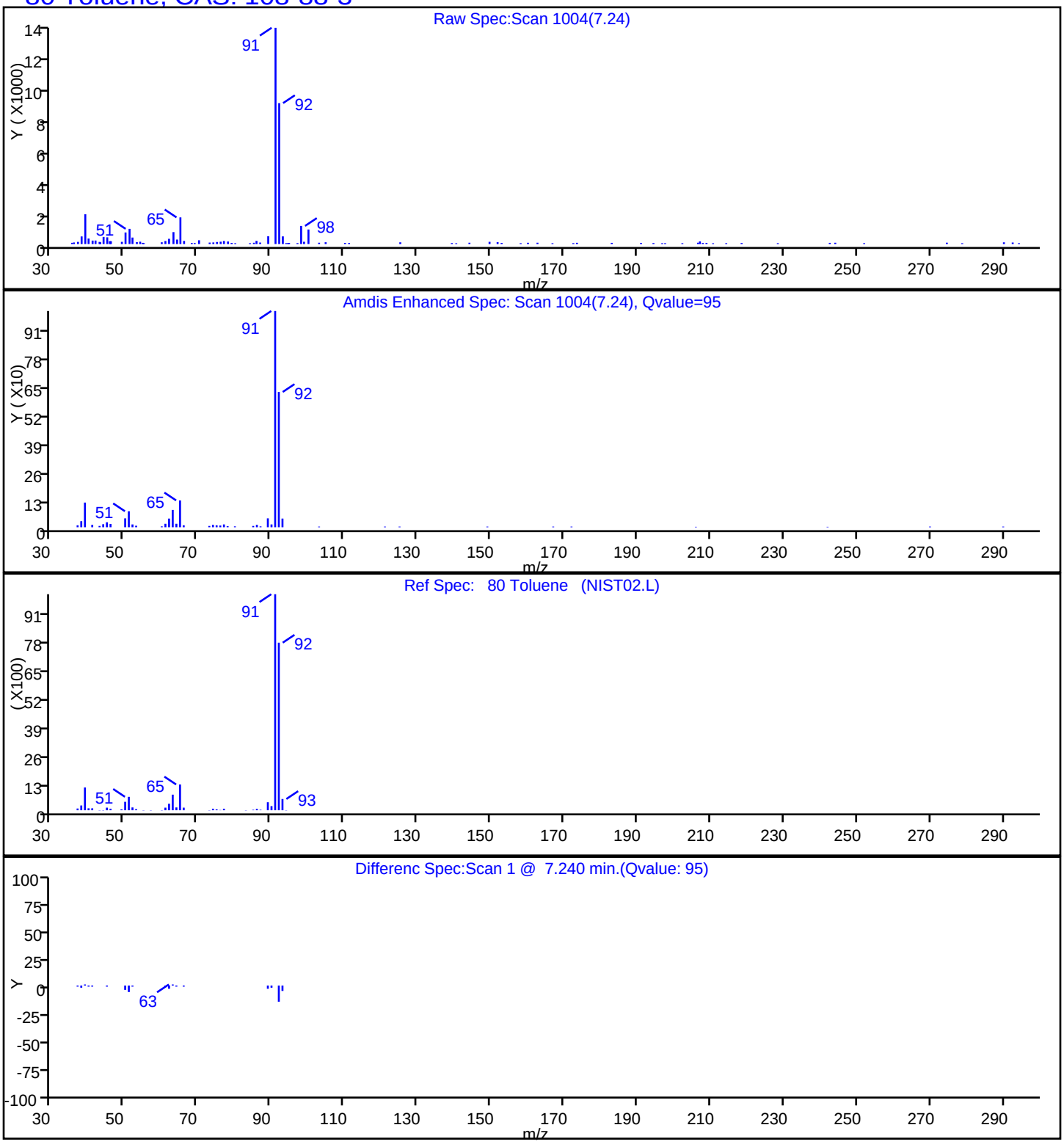

User Disabled Compound Report

TestAmerica Edison

Data File:	\\ChromNA\Edison\ChromData\CVOAMS11\20180219-67709.b\N63212.D		
Injection Date:	19-Feb-2018 13:28:30	Instrument ID:	CVOAMS11
Lims ID:	460-150252-C-1	Lab Sample ID:	460-150252-1
Client ID:	MODTB-021318		
Operator ID:		ALS Bottle#:	8 Worklist Smp#: 9
Purge Vol:	5.000 mL	Dil. Factor:	1.0000
Method:	8260W_11	Limit Group:	VOA - 8260C DKQP Water and Solid
Column:	Rtx-624 (0.25 mm)	Detector	MS SCAN

78 4-Methyl-2-pentanone (MIBK), CAS: 108-10-1

Processing Results

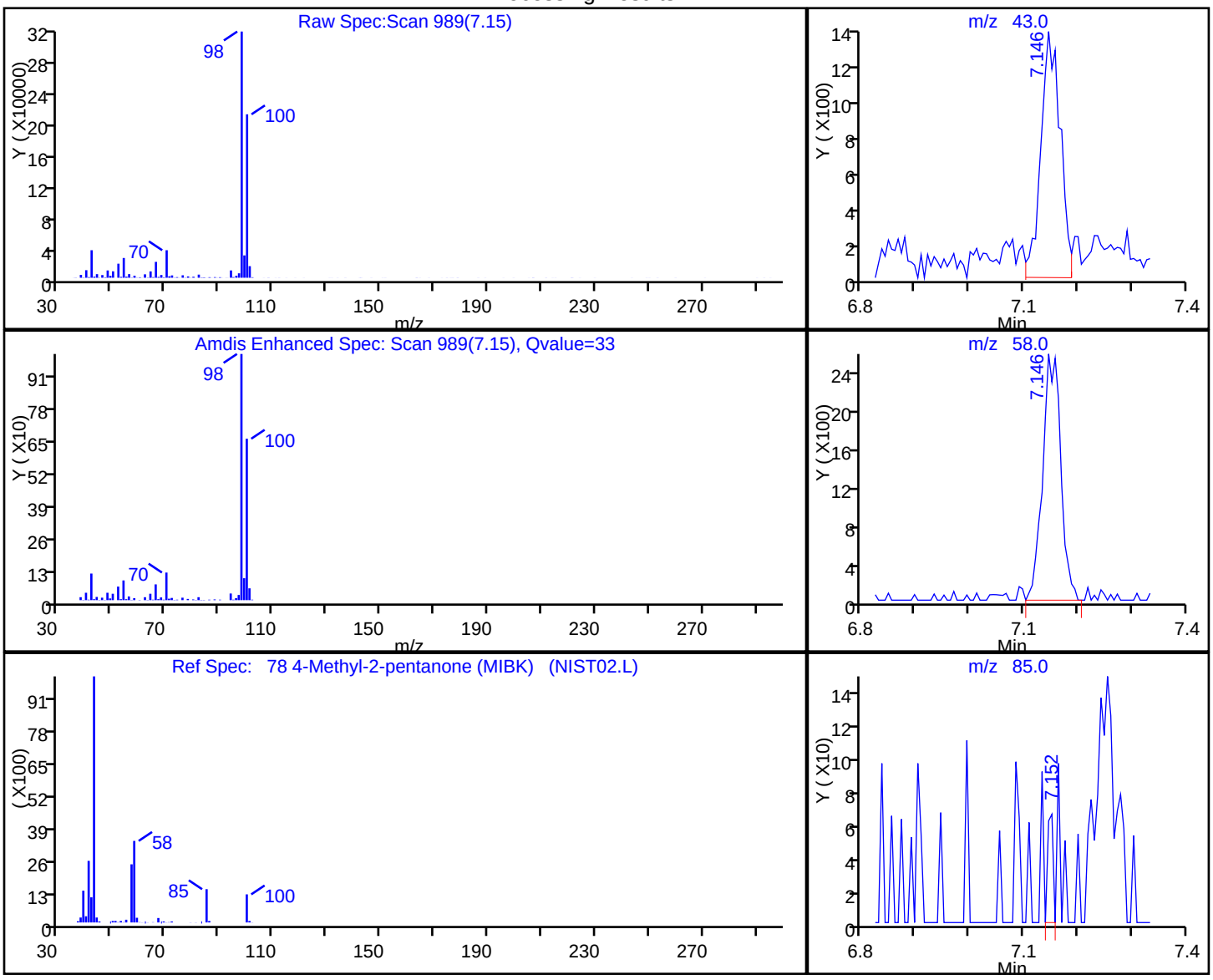

RT	Mass	Response	Amount
7.15	43.00	3402	1.788107
7.15	58.00	6001	
7.15	85.00	47	
7.15	100.00	491061	

Reviewer: martineze, 19-Feb-2018 16:12:57

Audit Action: Marked Compound Undetected Audit Reason: Invalid Compound ID

User Disabled Compound Report

TestAmerica Edison

Data File:	\\ChromNA\Edison\ChromData\CVOAMS11\20180219-67709.b\N63212.D		
Injection Date:	19-Feb-2018 13:28:30	Instrument ID:	CVOAMS11
Lims ID:	460-150252-C-1	Lab Sample ID:	460-150252-1
Client ID:	MODTB-021318		
Operator ID:		ALS Bottle#:	8 Worklist Smp#: 9
Purge Vol:	5.000 mL	Dil. Factor:	1.0000
Method:	8260W_11	Limit Group:	VOA - 8260C DKQP Water and Solid
Column:	Rtx-624 (0.25 mm)	Detector	MS SCAN

18 Acetone, CAS: 67-64-1

Processing Results

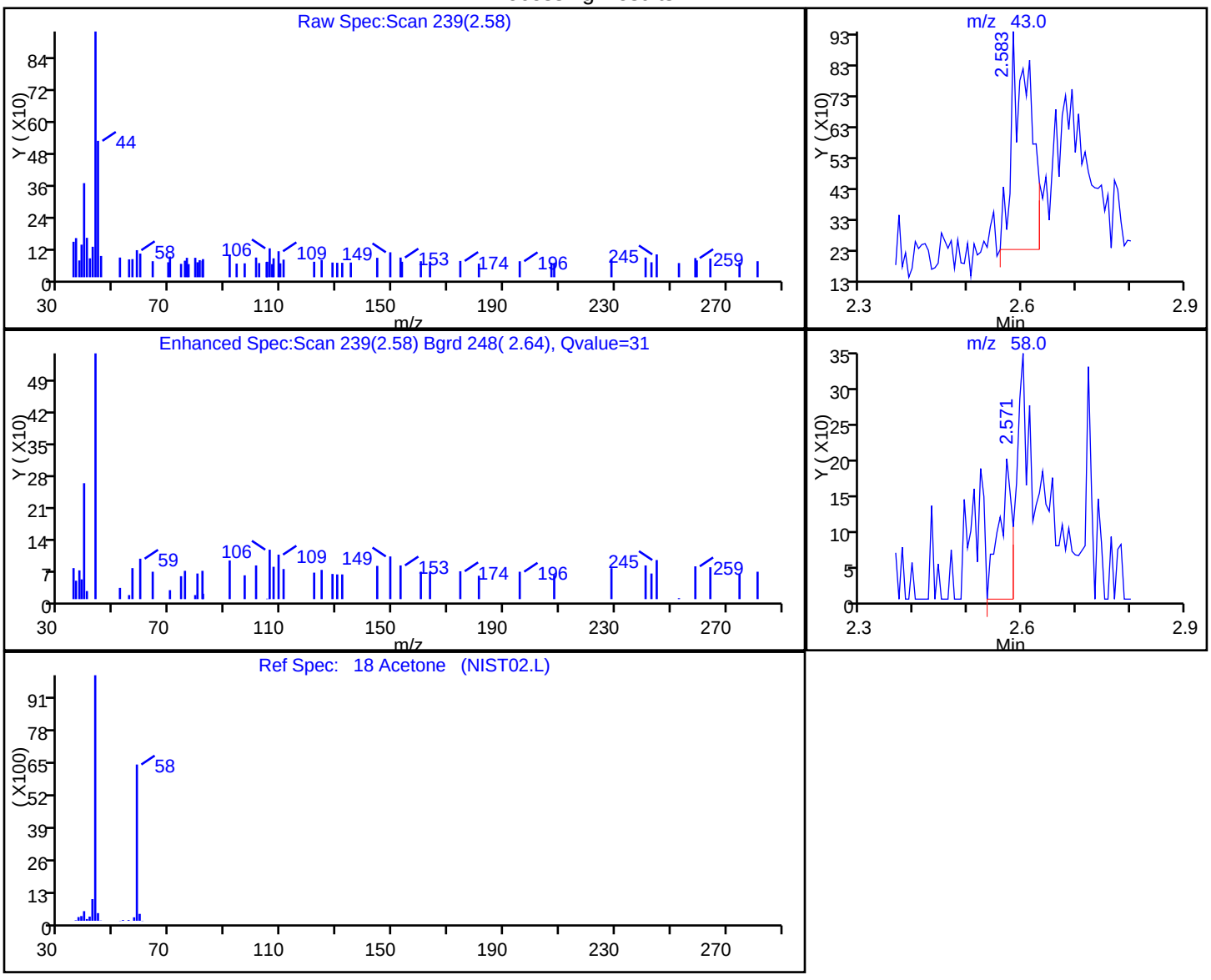

RT	Mass	Response	Amount
2.58	43.00	1714	2.855468
2.57	58.00	323	

Reviewer: martineze, 19-Feb-2018 16:12:57

Audit Action: Marked Compound Undetected Audit Reason: Invalid Compound ID

FORM I
GC/MS VOA ORGANICS ANALYSIS DATA SHEET

Lab Name: TestAmerica Edison | Job No.: 460-150252-1

SDG No.:

Client Sample ID: TB-021318 | Lab Sample ID: 460-150252-2

Matrix: Water | Lab File ID: N63213.D

Analysis Method: 8260C | Date Collected: 02/13/2018 00:00

Sample wt/vol: 5(mL) | Date Analyzed: 02/19/2018 13:51

Soil Aliquot Vol: | Dilution Factor: 1

Soil Extract Vol.: | GC Column: Rtx-624 ID: 0.25(mm)

% Moisture: | Level: (low/med) Low

Analysis Batch No.: 498215 | Units: ug/L

CAS NO.	COMPOUND NAME	RESULT	Q	RL	MDL
71-55-6	1,1,1-Trichloroethane	0.28	U	1.0	0.28
79-34-5	1,1,2,2-Tetrachloroethane	0.19	U *	1.0	0.19
79-00-5	1,1,2-Trichloroethane	0.080	U	1.0	0.080
75-34-3	1,1-Dichloroethane	0.24	U	1.0	0.24
75-35-4	1,1-Dichloroethene	0.34	U	1.0	0.34
87-61-6	1,2,3-Trichlorobenzene	0.35	U *	1.0	0.35
120-82-1	1,2,4-Trichlorobenzene	0.27	U	1.0	0.27
96-12-8	1,2-Dibromo-3-Chloropropane	0.23	U *	1.0	0.23
106-93-4	1,2-Dibromoethane	0.19	U	1.0	0.19
95-50-1	1,2-Dichlorobenzene	0.22	U	1.0	0.22
107-06-2	1,2-Dichloroethane	0.25	U	1.0	0.25
78-87-5	1,2-Dichloropropane	0.18	U	1.0	0.18
541-73-1	1,3-Dichlorobenzene	0.33	U	1.0	0.33
106-46-7	1,4-Dichlorobenzene	0.33	U	1.0	0.33
78-93-3	2-Butanone	2.2	U	5.0	2.2
591-78-6	2-Hexanone	0.72	U	5.0	0.72
108-10-1	4-Methyl-2-pentanone	0.63	U	5.0	0.63
67-64-1	Acetone	1.1	U	5.0	1.1
71-43-2	Benzene	0.090	U	1.0	0.090
74-97-5	Bromochloromethane	0.30	U	1.0	0.30
75-27-4	Bromodichloromethane	0.15	U	1.0	0.15
75-25-2	Bromoform	0.18	U *	1.0	0.18
74-83-9	Bromomethane	0.18	U	1.0	0.18
75-15-0	Carbon disulfide	0.22	U	1.0	0.22
56-23-5	Carbon tetrachloride	0.33	U	1.0	0.33
108-90-7	Chlorobenzene	0.24	U	1.0	0.24
75-00-3	Chloroethane	0.37	U	1.0	0.37
67-66-3	Chloroform	0.22	U	1.0	0.22
74-87-3	Chloromethane	0.22	U	1.0	0.22
156-59-2	cis-1,2-Dichloroethene	0.26	U	1.0	0.26
10061-01-5	cis-1,3-Dichloropropene	0.16	U	1.0	0.16
110-82-7	Cyclohexane	0.26	U	1.0	0.26
124-48-1	Dibromochloromethane	0.22	U *	1.0	0.22
75-71-8	Dichlorodifluoromethane	0.14	U	1.0	0.14
100-41-4	Ethylbenzene	0.30	U	1.0	0.30
76-13-1	Freon TF	0.34	U	1.0	0.34

FORM I
GC/MS VOA ORGANICS ANALYSIS DATA SHEET

Lab Name: TestAmerica Edison | Job No.: 460-150252-1

SDG No.:

Client Sample ID: TB-021318 | Lab Sample ID: 460-150252-2

Matrix: Water | Lab File ID: N63213.D

Analysis Method: 8260C | Date Collected: 02/13/2018 00:00

Sample wt/vol: 5(mL) | Date Analyzed: 02/19/2018 13:51

Soil Aliquot Vol: | Dilution Factor: 1

Soil Extract Vol.: | GC Column: Rtx-624 ID: 0.25(mm)

% Moisture: | Level: (low/med) Low

Analysis Batch No.: 498215 | Units: ug/L

CAS NO.	COMPOUND NAME	RESULT	Q	RL	MDL
98-82-8	Isopropylbenzene	0.32	U	1.0	0.32
179601-23-1	m&p-Xylene	0.28	U	1.0	0.28
79-20-9	Methyl acetate	0.58	U *	5.0	0.58
108-87-2	Methylcyclohexane	0.22	U	1.0	0.22
75-09-2	Methylene Chloride	0.24	J	1.0	0.21
1634-04-4	MTBE	0.13	U *	1.0	0.13
95-47-6	o-Xylene	0.32	U	1.0	0.32
100-42-5	Styrene	0.17	U	1.0	0.17
127-18-4	Tetrachloroethene	0.12	U	1.0	0.12
108-88-3	Toluene	0.25	U	1.0	0.25
156-60-5	trans-1,2-Dichloroethene	0.18	U	1.0	0.18
10061-02-6	trans-1,3-Dichloropropene	0.19	U *	1.0	0.19
79-01-6	Trichloroethene	0.22	U	1.0	0.22
75-69-4	Trichlorofluoromethane	0.15	U	1.0	0.15
75-01-4	Vinyl chloride	0.060	U	1.0	0.060

CAS NO.	SURROGATE	%REC	Q	LIMITS
17060-07-0	1,2-Dichloroethane-d4 (Surr)	99		70-130
460-00-4	Bromofluorobenzene	99		70-130
1868-53-7	Dibromofluoromethane (Surr)	104		70-130
2037-26-5	Toluene-d8 (Surr)	108		70-130

FORM I
GC/MS VOA ORGANICS ANALYSIS DATA SHEET
TENTATIVELY IDENTIFIED COMPOUNDS

Lab Name: TestAmerica Edison | Job No.: 460-150252-1

SDG No.:

Client Sample ID: TB-021318 | Lab Sample ID: 460-150252-2

Matrix: Water | Lab File ID: N63213.D

Analysis Method: 8260C | Date Collected: 02/13/2018 00:00

Sample wt/vol: 5(mL) | Date Analyzed: 02/19/2018 13:51

Soil Aliquot Vol: | Dilution Factor: 1

Soil Extract Vol.: | GC Column: Rtx-624 ID: 0.25(mm)

% Moisture: | Level: (low/med) Low

Analysis Batch No.: 498215 | Units: ug/L

Number TICs Found: 0 | TIC Result Total: 0

CAS NO.	COMPOUND NAME	RT	RESULT	Q	MATCH QUALITY
	Tentatively Identified Compound		None		

TestAmerica Edison
Target Compound Quantitation Report

Data File: \\ChromNA\Edison\ChromData\CVOAMS11\20180219-67709.b\N63213.D
Lims ID: 460-150252-A-2
Client ID: TB-021318
Sample Type: Client
Inject. Date: 19-Feb-2018 13:51:30 ALS Bottle#: 9 Worklist Smp#: 10
Purge Vol: 5.000 mL Dil. Factor: 1.0000
Sample Info: 460-150252-A-2
Misc. Info.: 460-0067709-010
Operator ID: Instrument ID: CVOAMS11

Method: \\ChromNA\Edison\ChromData\CVOAMS11\20180219-67709.b\8260W_11.m
Limit Group: VOA - 8260C DKQP Water and Solid
Last Update: 19-Feb-2018 17:44:24 Calib Date: 26-Jan-2018 13:15:30
Integrator: RTE ID Type: Deconvolution ID
Quant Method: Internal Standard Quant By: Initial Calibration
Last ICal File: \\ChromNA\Edison\ChromData\CVOAMS11\20180126-66625.b\N62528.D

Column 1 : Rtx-624 (0.25 mm) Det: MS SCAN
Process Host: XAWRK007

First Level Reviewer: starzecm Date: 19-Feb-2018 17:44:31

Compound	Sig	RT (min.)	Exp RT (min.)	Dlt RT (min.)	Q	Response	OnCol Amt ug/l	Flags
26 Methylene Chloride	84	2.942	2.936	0.006	30	968	0.2417	
* 27 TBA-d9 (IS)	65	2.936	2.936	0.000	0	161411	1000.0	
* 39 2-Butanone-d5	46	4.049	4.043	0.006	0	168815	250.0	
$ 51 Dibromofluoromethane (Surr	113	4.566	4.560	0.006	96	171835	52.2	
$ 56 1,2-Dichloroethane-d4 (Sur	65	4.943	4.937	0.006	0	186492	49.3	
* 62 Fluorobenzene	96	5.241	5.242	-0.001	98	609124	50.0	
* 68 1,4-Dioxane-d8	96	6.057	6.039	0.018	0	21421	1000.0	
$ 79 Toluene-d8 (Surr)	98	7.152	7.152	0.000	99	750925	53.8	
* 90 Chlorobenzene-d5	117	9.178	9.178	0.000	88	487491	50.0	
$ 101 4-Bromofluorobenzene	174	10.479	10.480	-0.001	84	190359	49.6	
* 117 1,4-Dichlorobenzene-d4	152	11.508	11.508	0.000	98	247633	50.0	

Reagents:

8260SURR250_00166 Amount Added: 1.00 Units: uL Run Reagent
8260ISNEW_00120 Amount Added: 1.00 Units: uL Run Reagent

Report Date: 19-Feb-2018 17:44:31 Chrom Revision: 2.2 08-Feb-2018 13:38:42

TestAmerica Edison

Data File: \\ChromNA\Edison\ChromData\CVOAMS11\20180219-67709.b\N63213.D

Injection Date:	19-Feb-2018 13:51:30	Instrument ID:	CVOAMS11	Operator ID:	
Lims ID:	460-150252-A-2	Lab Sample ID:	460-150252-2	Worklist Smp#:	10
Client ID:	TB-021318				
Purge Vol:	5.000 mL	Dil. Factor:	1.0000	ALS Bottle#:	9
Method:	8260W_11	Limit Group:	VOA - 8260C DKQP Water and Solid		

Column: Rtx-624 (0.25 mm)

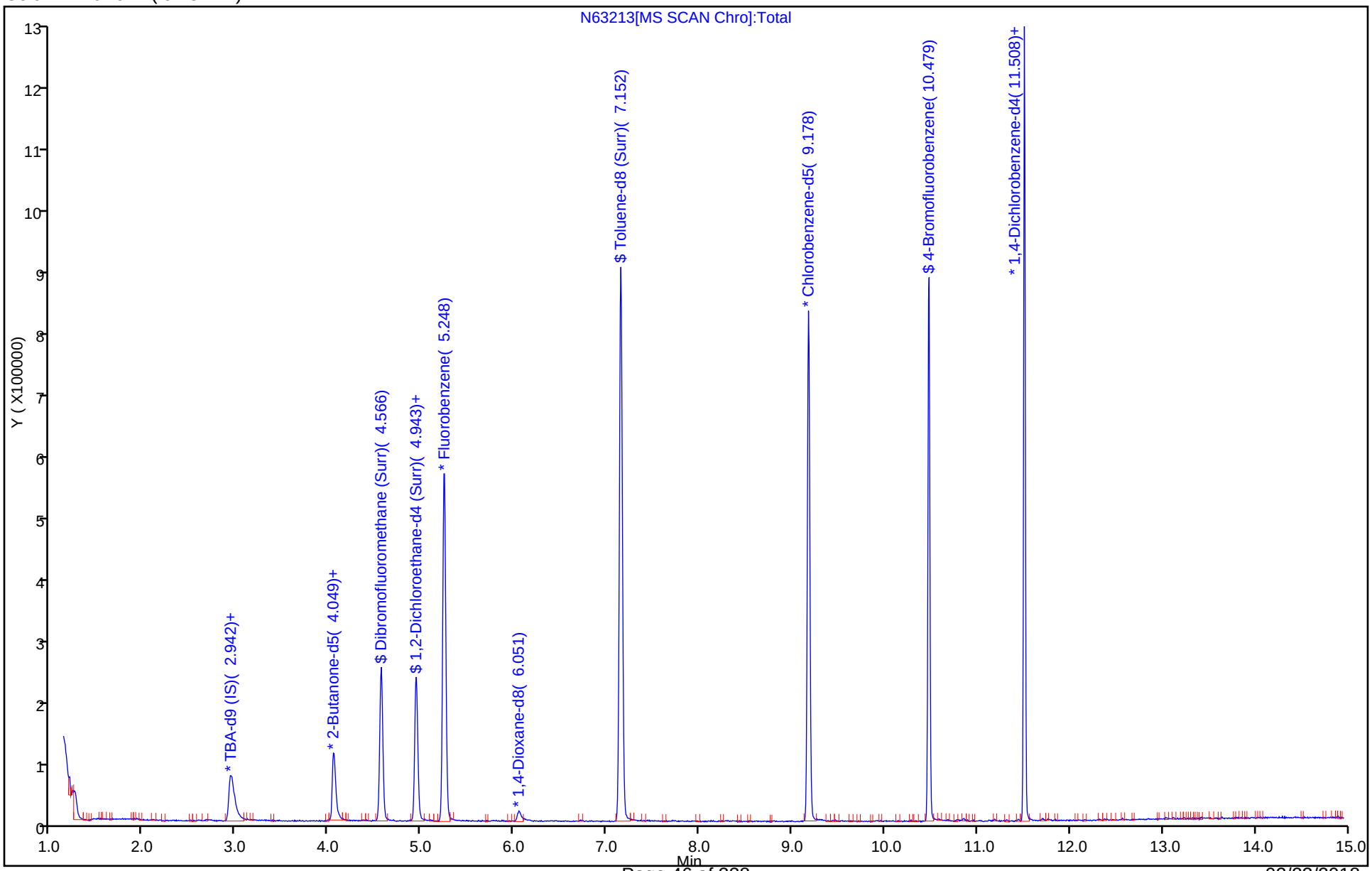

TestAmerica Edison

Data File:	\\ChromNA\Edison\ChromData\CVOAMS11\20180219-67709.b\N63213.D		
Injection Date:	19-Feb-2018 13:51:30	Instrument ID:	CVOAMS11
Lims ID:	460-150252-A-2	Lab Sample ID:	460-150252-2
Client ID:	TB-021318		
Operator ID:		ALS Bottle#:	9 Worklist Smp#: 10
Purge Vol:	5.000 mL	Dil. Factor:	1.0000
Method:	8260W_11	Limit Group:	VOA - 8260C DKQP Water and Solid
Column:	Rtx-624 (0.25 mm)	Detector	MS SCAN

26 Methylene Chloride, CAS: 75-09-2

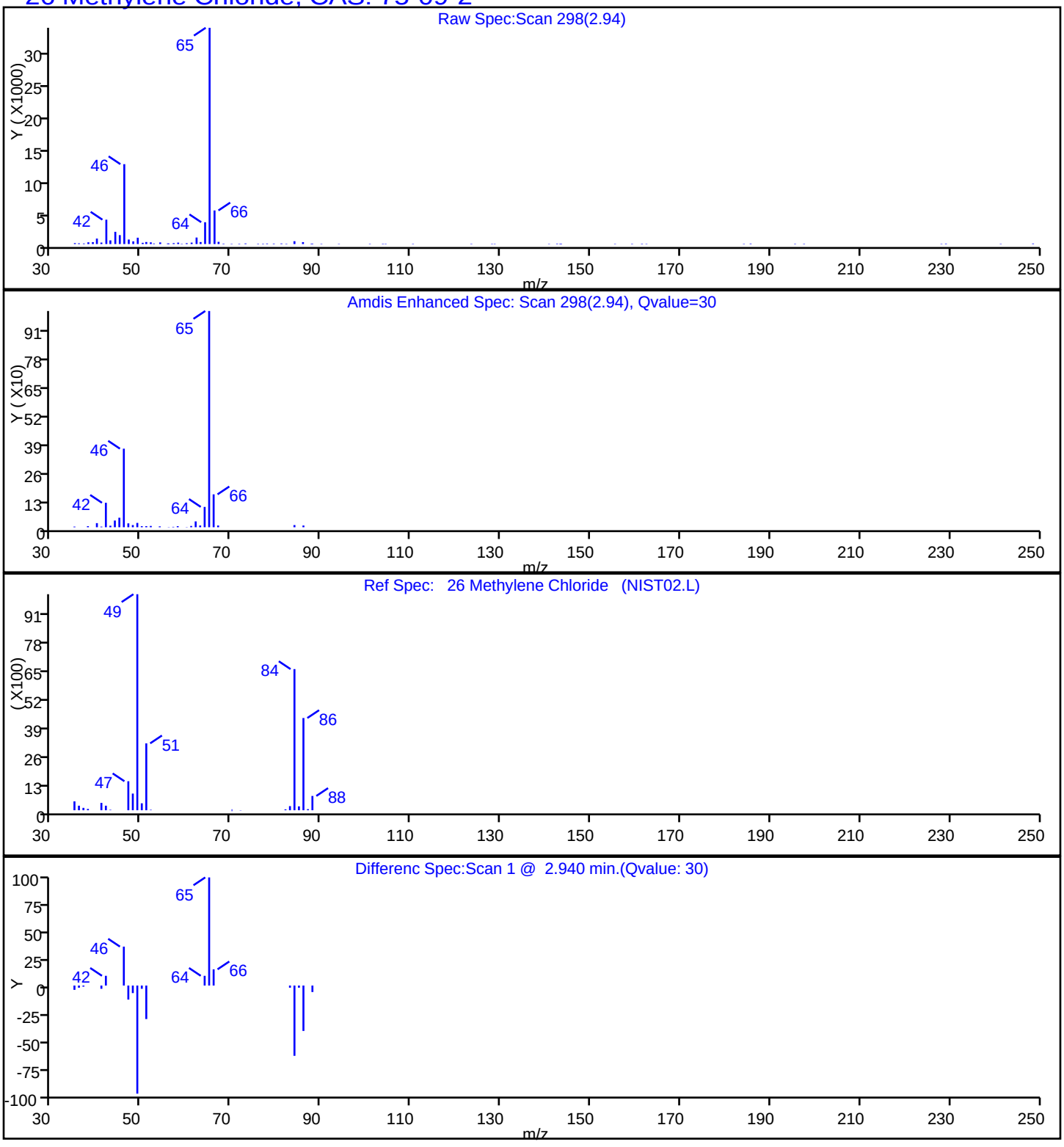

User Disabled Compound Report

TestAmerica Edison

Data File:	\\ChromNA\Edison\ChromData\CVOAMS11\20180219-67709.b\N63213.D		
Injection Date:	19-Feb-2018 13:51:30	Instrument ID:	CVOAMS11
Lims ID:	460-150252-A-2	Lab Sample ID:	460-150252-2
Client ID:	TB-021318		
Operator ID:		ALS Bottle#:	9 Worklist Smp#: 10
Purge Vol:	5.000 mL	Dil. Factor:	1.0000
Method:	8260W_11	Limit Group:	VOA - 8260C DKQP Water and Solid
Column:	Rtx-624 (0.25 mm)	Detector	MS SCAN

78 4-Methyl-2-pentanone (MIBK), CAS: 108-10-1

Processing Results

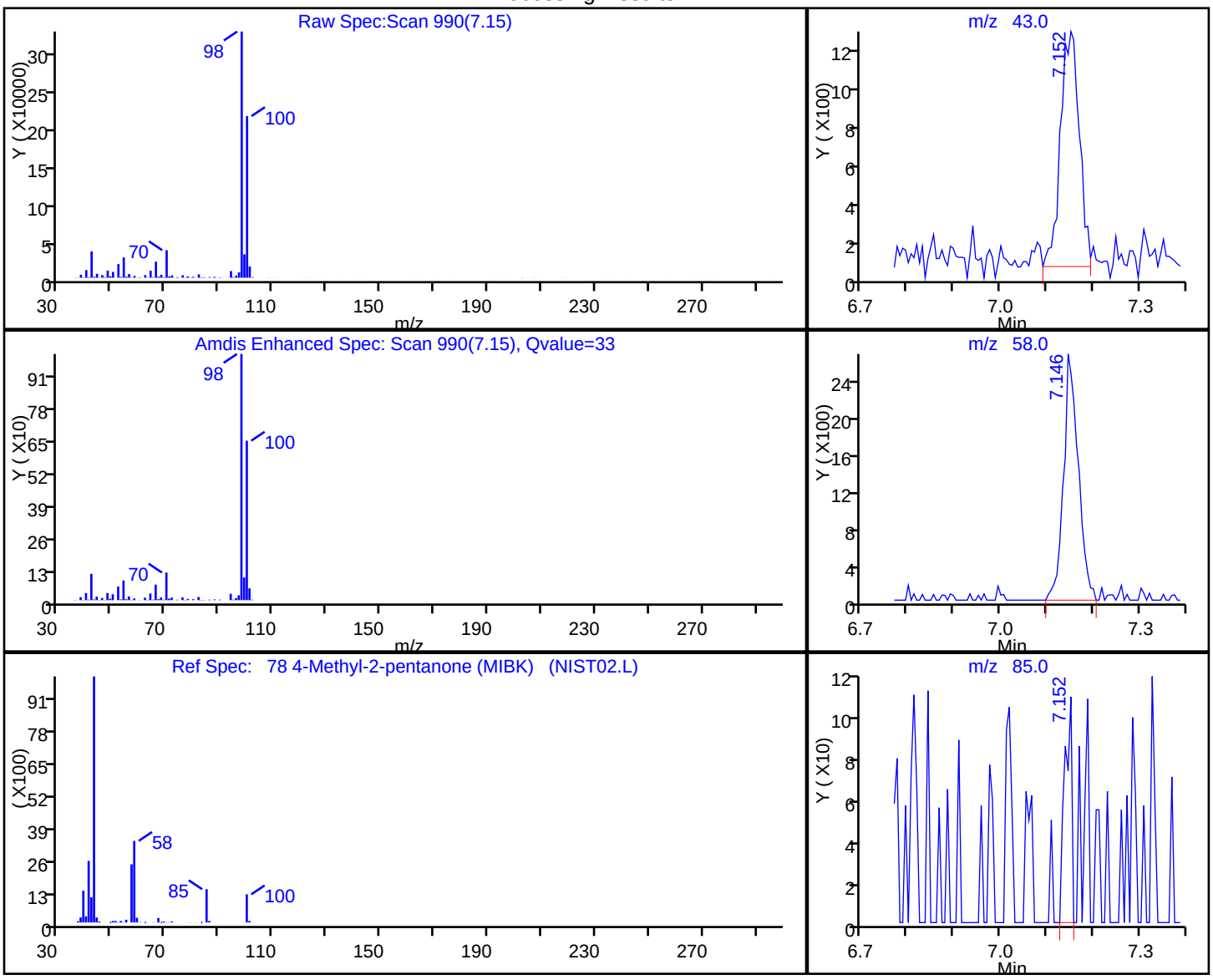

RT	Mass	Response	Amount
7.15	43.00	3393	1.716263
7.15	58.00	5780	
7.15	85.00	118	
7.15	100.00	482424	

Reviewer: starzecm, 19-Feb-2018 17:43:52

Audit Action: Marked Compound Undetected Audit Reason: Invalid Compound ID

FORM VI
GC/MS VOA BY INTERNAL STANDARD - INITIAL CALIBRATION DATA
CURVE EVALUATION

Lab Name: TestAmerica Edison Job No.: 460-150252-1 Analy Batch No.: 492929

SDG No.:

Instrument ID: CVOAMS11 GC Column: Rtx-624 ID: 0.25(mm) Heated Purge: (Y/N) N

Calibration Start Date: 01/26/2018 10:56 Calibration End Date: 01/26/2018 13:15 Calibration ID: 66326

Calibration Files:

LEVEL:	LAB SAMPLE ID:	LAB FILE ID:
Level 1	STD7 460-492929/2	N62522.D
Level 2	STD1 460-492929/3	N62523.D
Level 3	STD5 460-492929/4	N62524.D
Level 4	STD20 460-492929/5	N62525.D
Level 5	STD50 460-492929/6	N62526.D
Level 6	STD200 460-492929/7	N62527.D
Level 7	STD500 460-492929/8	N62528.D

ANALYTE	RRF					CURVE TYPE	COEFFICIENT			#	MIN RRF	%RSD	#	MAX %RSD	R^2 OR COD	#	MIN R^2 OR COD
	LVL 1 LVL 6	LVL 2 LVL 7	LVL 3	LVL 4	LVL 5		B	M1	M2								
Chlorotrifluoroethene	+++++ 0.0732	0.0749 0.0714	0.0702	0.0631	0.0728	Ave		0.0709				5.8		20.0			
Dichlorodifluoromethane	+++++ 0.5571	0.4408 0.5022	0.4864	0.5527	0.5300	Ave		0.5115			0.1000	8.7		20.0			
Chloromethane	+++++ 0.2637	0.2448 0.2487	0.2358	0.2742	0.2562	Ave		0.2539			0.1000	5.4		20.0			
Butadiene	+++++ 0.2298	0.2432 0.2007	0.2339	0.2457	0.2299	Ave		0.2305				7.0		20.0			
Vinyl chloride	+++++ 0.2980	0.3364 0.2683	0.2900	0.3181	0.2937	Ave		0.3008			0.1000	7.9		20.0			
Bromomethane	+++++ 0.1592	0.1666 0.1492	0.1672	0.1686	0.1585	Ave		0.1616			0.1000	4.6		20.0			
Chloroethane	+++++ 0.1382	0.1623 0.1277	0.1456	0.1589	0.1451	Ave		0.1463			0.1000	8.8		20.0			
Dichlorofluoromethane	+++++ 0.6317	0.6036 0.5500	0.6412	0.6968	0.6568	Ave		0.6300				7.9		20.0			
Trichlorofluoromethane	+++++ 0.5219	0.5399 0.4735	0.5276	0.5553	0.5181	Ave		0.5227			0.1000	5.3		20.0			
Pentane	+++++ 2.8481	4.0557 2.5007	2.7651	2.6514	2.8516	Lin2	2.7395	2.6539							0.9960		0.9900
Ethanol	+++++ 0.0466	0.0365 0.0505	0.0435	0.0380	0.0322	Ave		0.0412				16.6		20.0			
Ethyl ether	+++++ 0.2339	0.2418 0.2051	0.2256	0.2318	0.2446	Ave		0.2305				6.2		20.0			
2-Methyl-1,3-butadiene	+++++ 0.2650	0.2716 0.2356	0.2756	0.2213	0.2598	Ave		0.2548				8.5		20.0			
1,2-Dichloro-1,1,2-trifluoroethane	+++++ 0.2748	0.2915 0.2609	0.2885	0.2569	0.2856	Ave		0.2764				5.3		20.0			

Note: The M1 coefficient is the same as Ave RRF for an Ave curve type.

FORM VI
GC/MS VOA BY INTERNAL STANDARD - INITIAL CALIBRATION DATA
CURVE EVALUATION

Lab Name: TestAmerica Edison Job No.: 460-150252-1 Analy Batch No.: 492929

SDG No.:

Instrument ID: CVOAMS11 GC Column: Rtx-624 ID: 0.25(mm) Heated Purge: (Y/N) N

Calibration Start Date: 01/26/2018 10:56 Calibration End Date: 01/26/2018 13:15 Calibration ID: 66326

ANALYTE	RRF					CURVE TYPE	COEFFICIENT			#	MIN RRF	%RSD	#	MAX %RSD	R^2 OR COD	#	MIN R^2 OR COD
	LVL 1 LVL 6	LVL 2 LVL 7	LVL 3	LVL 4	LVL 5		B	M1	M2								
Acrolein	+++++ 1.1548	1.2919 1.1473	1.3737	1.2909	1.2610	Ave		1.2533				7.0		20.0			
Freon TF	+++++ 0.3253	0.3717 0.3022	0.3542	0.2848	0.3382	Ave		0.3294			0.1000	9.8		20.0			
1,1-Dichloroethene	+++++ 0.2945	0.3257 0.2712	0.2907	0.2680	0.3026	Ave		0.2921			0.1000	7.3		20.0			
Acetone	+++++ 0.9112	1.4313 0.8676	0.7204	0.8913	0.8216	QuaF		0.9237	-0.000022		0.0500				1.0000		0.9900
Iodomethane	+++++ 0.5168	0.5251 0.4899	0.5093	0.5016	0.5340	Ave		0.5128				3.1		20.0			
Isopropyl alcohol	+++++ 0.5054	0.5207 0.5244	0.5002	0.4939	0.5230	Ave		0.5113				2.6		20.0			
Carbon disulfide	+++++ 1.0483	1.0392 0.9695	0.9945	0.9447	1.0757	Ave		1.0120			0.1000	5.0		20.0			
3-Chloro-1-propene	+++++ 0.1908	0.2060 0.1688	0.1938	0.1897	0.1970	Ave		0.1910				6.5		20.0			
Methyl acetate	+++++ 1.6891	1.5289 1.5377	1.7837	1.8529	1.8208	Ave		1.7022			0.1000	8.3		20.0			
Cyclopentene	+++++ 0.7370	0.7405 0.6625	0.7343	0.6165	0.7178	Ave		0.7014				7.2		20.0			
Acetonitrile	+++++ 1.1005	1.2959 1.3271	1.3760	1.2154	1.2562	Ave		1.2618				7.7		20.0			
Methylene Chloride	+++++ 0.3257	0.3451 0.3037	0.3450	0.3200	0.3327	Ave		0.3287			0.1000	4.8		20.0			
2-Methyl-2-propanol	+++++ 1.1038	1.5138 1.1219	1.2100	1.1484	1.1537	Ave		1.2086				12.7		20.0			
MTBE	+++++ 0.8807	0.8814 0.8179	0.8705	0.8739	0.9137	Ave		0.8730			0.1000	3.6		20.0			
trans-1,2-Dichloroethene	+++++ 0.3150	0.3374 0.2959	0.3160	0.2919	0.3241	Ave		0.3134			0.1000	5.5		20.0			
Acrylonitrile	2.3866 3.6596	3.2819 3.3029	3.5787	3.9447	3.7842	Ave		3.4198				15.1		20.0			
Hexane	+++++ 0.3851	0.4627 0.3624	0.4088	0.3419	0.3929	Ave		0.3923				10.6		20.0			
Isopropyl ether	+++++ 1.0174	1.0059 0.8940	1.0500	1.0183	1.0393	Ave		1.0042				5.6		20.0			
1,1-Dichloroethane	+++++ 0.5424	0.5751 0.4794	0.5694	0.5348	0.5649	Ave		0.5443			0.2000	6.5		20.0			
Vinyl acetate	+++++ 0.7530	0.7704 0.7131	0.6601	0.7629	0.7891	Ave		0.7414				6.4		20.0			

Note: The M1 coefficient is the same as Ave RRF for an Ave curve type.

FORM VI
GC/MS VOA BY INTERNAL STANDARD - INITIAL CALIBRATION DATA
CURVE EVALUATION

Lab Name: TestAmerica Edison Job No.: 460-150252-1 Analy Batch No.: 492929

SDG No.:

Instrument ID: CVOAMS11 GC Column: Rtx-624 ID: 0.25(mm) Heated Purge: (Y/N) N

Calibration Start Date: 01/26/2018 10:56 Calibration End Date: 01/26/2018 13:15 Calibration ID: 66326

ANALYTE	RRF					CURVE TYPE	COEFFICIENT			#	MIN RRF	%RSD	#	MAX %RSD	R^2 OR COD	#	MIN R^2 OR COD
	LVL 1 LVL 6	LVL 2 LVL 7	LVL 3	LVL 4	LVL 5		B	M1	M2								
2-Chloro-1,3-butadiene	+++++ 0.2794	0.2860 0.2659	0.3005	0.2514	0.2750	Ave		0.2764				6.1		20.0			
Tert-butyl ethyl ether	+++++ 1.0172	1.0188 0.9559	1.0265	1.0033	1.0310	Ave		1.0088				2.7		20.0			
2,2-Dichloropropane	+++++ 0.1812	0.2200 0.1732	0.1910	0.1660	0.1812	Ave		0.1854				10.2		20.0			
cis-1,2-Dichloroethene	+++++ 0.3512	0.3310 0.3212	0.3417	0.3418	0.3595	Ave		0.3411			0.1000	4.0		20.0			
2-Butanone	+++++ 0.3601	0.3909 0.3370	0.3419	0.3523	0.3533	Ave		0.3559			0.0500	5.4		20.0			
Ethyl acetate	+++++ 0.3723	0.2775 0.3549	0.3718	0.4031	0.3798	Ave		0.3599				12.0		20.0			
Methyl acrylate	+++++ 0.1727	0.1935 0.1687	0.1634	0.1599	0.1685	Ave		0.1711				6.9		20.0			
Propionitrile	+++++ 1.3483	1.0886 1.2839	1.2530	1.3357	1.3518	Ave		1.2769				7.9		20.0			
Bromochloromethane	+++++ 0.1457	0.1697 0.1340	0.1468	0.1424	0.1504	Ave		0.1482				8.1		20.0			
Tetrahydrofuran	+++++ 0.3575	0.4352 0.3415	0.3863	0.3802	0.3792	Ave		0.3800				8.4		20.0			
Methacrylonitrile	+++++ 0.0824	0.0820 0.0686	0.0865	0.0826	0.0870	Ave		0.0815				8.2		20.0			
Chloroform	+++++ 0.5286	0.5810 0.4951	0.5455	0.5177	0.5383	Ave		0.5344			0.2000	5.4		20.0			
Cyclohexane	+++++ 0.5230	0.5439 0.4919	0.5338	0.4445	0.5297	Ave		0.5111			0.1000	7.3		20.0			
1,1,1-Trichloroethane	+++++ 0.5172	0.5121 0.5053	0.4888	0.4526	0.5063	Ave		0.4970			0.1000	4.8		20.0			
Carbon tetrachloride	+++++ 0.4052	0.3717 0.4163	0.3275	0.3023	0.3690	Ave		0.3653			0.1000	12.0		20.0			
1,1-Dichloropropene	+++++ 0.4348	0.4385 0.4121	0.4296	0.3741	0.4296	Ave		0.4198				5.8		20.0			
Isobutyl alcohol	+++++ 0.6844	0.6961 0.6449	0.6349	0.6299	0.6643	Ave		0.6591				4.1		20.0			
Isooctane	+++++ 0.8200	0.8412 0.7632	0.8031	0.6159	0.7491	Ave		0.7654				10.6		20.0			
Benzene	+++++ 1.5211	1.5448 1.4298	1.5191	1.4379	1.5266	Ave		1.4966			0.5000	3.3		20.0			
Tert-amyl methyl ether	+++++ 1.0474	0.9874 0.9488	1.0505	1.0182	1.0653	Ave		1.0196				4.4		20.0			

Note: The M1 coefficient is the same as Ave RRF for an Ave curve type.

FORM VI
GC/MS VOA BY INTERNAL STANDARD - INITIAL CALIBRATION DATA
CURVE EVALUATION

Lab Name: TestAmerica Edison Job No.: 460-150252-1 Analy Batch No.: 492929

SDG No.:

Instrument ID: CVOAMS11 GC Column: Rtx-624 ID: 0.25(mm) Heated Purge: (Y/N) N

Calibration Start Date: 01/26/2018 10:56 Calibration End Date: 01/26/2018 13:15 Calibration ID: 66326

ANALYTE	RRF					CURVE TYPE	COEFFICIENT			#	MIN RRF	%RSD	#	MAX %RSD	R^2 OR COD	#	MIN R^2 OR COD
	LVL 1 LVL 6	LVL 2 LVL 7	LVL 3	LVL 4	LVL 5		B	M1	M2								
Isopropyl acetate	+++++ 0.7098	0.7017 0.6233	0.7297	0.7154	0.7523	Ave		0.7054				6.2		20.0			
1,2-Dichloroethane	+++++ 0.3680	0.4251 0.3350	0.3862	0.3628	0.3776	Ave		0.3758			0.1000	7.9		20.0			
n-Heptane	+++++ 0.1791	0.1823 0.1685	0.1801	0.1614	0.1844	Ave		0.1760				5.1		20.0			
Trichloroethene	+++++ 0.3206	0.3133 0.3069	0.2969	0.2775	0.3148	Ave		0.3050			0.2000	5.1		20.0			
n-Butanol	+++++ 0.2398	0.1729 0.2473	0.1913	0.1858	0.2110	Ave		0.2080				14.5		20.0			
Methylcyclohexane	+++++ 0.5562	0.5080 0.5266	0.5429	0.4777	0.5570	Ave		0.5281			0.1000	5.9		20.0			
Ethyl acrylate	+++++ 0.6823	0.4914 0.6297	0.6612	0.6037	0.6941	Ave		0.6271				11.9		20.0			
1,2-Dichloropropane	+++++ 0.3170	0.3182 0.2976	0.3069	0.3086	0.3207	Ave		0.3115			0.1000	2.8		20.0			
Methyl methacrylate	+++++ 0.0651	0.0513 0.0613	0.0640	0.0606	0.0662	Ave		0.0614				8.8		20.0			
1,4-Dioxane	+++++ 0.8732	0.7589 0.7635	1.0944	1.0186	1.0085	Ave		0.9195				15.4		20.0			
Dibromomethane	+++++ 0.1557	0.1713 0.1464	0.1577	0.1491	0.1573	Ave		0.1562				5.6		20.0			
n-Propyl acetate	+++++ 0.2863	0.2904 0.2645	0.2961	0.2631	0.2844	Ave		0.2808				4.9		20.0			
Bromodichloromethane	+++++ 0.3889	0.3522 0.3890	0.3136	0.3147	0.3516	Ave		0.3517			0.2000	9.5		20.0			
2-Nitropropane	+++++ 2.6634	2.8217 2.6824	2.6608	2.4220	2.4788	Ave		2.6215				5.6		20.0			
2-Chloroethyl vinyl ether	+++++ 0.1589	0.1620 0.1505	0.1578	0.1430	0.1578	Ave		0.1550				4.5		20.0			
Epichlorohydrin	0.2323 0.2804	0.2405 0.2771	0.2689	0.2606	0.2748	Ave		0.2621				7.2		20.0			
cis-1,3-Dichloropropene	+++++ 0.6336	0.5607 0.6211	0.5672	0.5711	0.6105	Ave		0.5941			0.2000	5.3		20.0			
4-Methyl-2-pentanone	+++++ 2.9472	2.9292 2.7099	2.8956	3.0382	3.0463	Ave		2.9277			0.0500	4.2		20.0			
Toluene	+++++ 1.6144	1.6483 1.5448	1.6238	1.5112	1.6151	Ave		1.5929			0.4000	3.3		20.0			
trans-1,3-Dichloropropene	+++++ 0.5327	0.4655 0.5295	0.4834	0.4722	0.5108	Ave		0.4990			0.1000	5.9		20.0			

Note: The M1 coefficient is the same as Ave RRF for an Ave curve type.

FORM VI
GC/MS VOA BY INTERNAL STANDARD - INITIAL CALIBRATION DATA
CURVE EVALUATION

Lab Name: TestAmerica Edison Job No.: 460-150252-1 Analy Batch No.: 492929

SDG No.:

Instrument ID: CVOAMS11 GC Column: Rtx-624 ID: 0.25(mm) Heated Purge: (Y/N) N

Calibration Start Date: 01/26/2018 10:56 Calibration End Date: 01/26/2018 13:15 Calibration ID: 66326

ANALYTE	RRF					CURVE TYPE	COEFFICIENT			#	MIN RRF	%RSD	#	MAX %RSD	R^2 OR COD	#	MIN R^2 OR COD
	LVL 1 LVL 6	LVL 2 LVL 7	LVL 3	LVL 4	LVL 5		B	M1	M2								
Ethyl methacrylate	+++++ 0.3416	0.2789 0.3220	0.3226	0.3211	0.3445	Ave		0.3218				7.3		20.0			
1,1,2-Trichloroethane	+++++ 0.2386	0.2344 0.2326	0.2400	0.2217	0.2359	Ave		0.2339			0.1000	2.8		20.0			
Tetrachloroethene	+++++ 0.3639	0.3702 0.3655	0.3615	0.3105	0.3511	Ave		0.3538			0.2000	6.3		20.0			
1,3-Dichloropropane	+++++ 0.5104	0.4772 0.4997	0.4878	0.4779	0.5050	Ave		0.4930				2.9		20.0			
2-Hexanone	+++++ 1.1838	0.9790 1.1242	1.1211	1.1929	1.1904	Ave		1.1319			0.0500	7.2		20.0			
n-Butyl acetate	+++++ 0.4059	0.3721 0.3872	0.3590	0.3956	0.4151	Ave		0.3891				5.4		20.0			
Dibromochloromethane	+++++ 0.2864	0.2089 0.3045	0.2084	0.2059	0.2421	Ave		0.2427			0.1000	17.9		20.0			
1,2-Dibromoethane	+++++ 0.2676	0.2447 0.2680	0.2513	0.2438	0.2599	Ave		0.2559			0.1000	4.3		20.0			
Chlorobenzene	+++++ 1.0101	0.9562 0.9708	1.0300	0.9818	1.0069	Ave		0.9927			0.5000	2.8		20.0			
Ethylbenzene	+++++ 0.5624	0.6161 0.5276	0.5620	0.5348	0.5694	Ave		0.5620			0.1000	5.6		20.0			
1,1,1,2-Tetrachloroethane	+++++ 0.3563	0.3161 0.3508	0.2838	0.2964	0.3236	Ave		0.3212				9.0		20.0			
m&p-Xylene	+++++ 0.7004	0.6915 0.6852	0.6974	0.6637	0.7010	Ave		0.6899			0.1000	2.1		20.0			
o-Xylene	+++++ 0.6939	0.7373 0.6364	0.7022	0.6809	0.7145	Ave		0.6942			0.3000	4.9		20.0			
n-Butyl acrylate	+++++ 0.2423	0.2689 0.2089	0.2550	0.2416	0.2546	Ave		0.2452				8.3		20.0			
Styrene	+++++ 1.0984	1.1015 1.0296	1.1589	1.1167	1.1502	Ave		1.1092			0.3000	4.2		20.0			
Bromoform	+++++ 0.2803	0.1649 0.2951	0.1838	0.1852	0.2218	Qua2	-0.042	0.2035	0.0002112		0.1000				0.9920		0.9900
Amyl acetate (mixed isomers)	+++++ 1.0570	1.0069 0.9135	1.0565	1.0173	1.0601	Ave		1.0186				5.5		20.0			
Isopropylbenzene	+++++ 1.7823	1.7595 1.6704	1.7848	1.6922	1.7947	Ave		1.7473			0.1000	3.0		20.0			
Bromobenzene	+++++ 0.8008	0.7841 0.7547	0.7950	0.7617	0.7936	Ave		0.7816				2.4		20.0			
1,1,2,2-Tetrachloroethane	+++++ 0.6141	0.5846 0.5357	0.5701	0.5625	0.6290	Ave		0.5827			0.3000	5.9		20.0			

Note: The M1 coefficient is the same as Ave RRF for an Ave curve type.

FORM VI
GC/MS VOA BY INTERNAL STANDARD - INITIAL CALIBRATION DATA
CURVE EVALUATION

Lab Name: TestAmerica Edison Job No.: 460-150252-1 Analy Batch No.: 492929

SDG No.:

Instrument ID: CVOAMS11 GC Column: Rtx-624 ID: 0.25(mm) Heated Purge: (Y/N) N

Calibration Start Date: 01/26/2018 10:56 Calibration End Date: 01/26/2018 13:15 Calibration ID: 66326

ANALYTE	RRF					CURVE TYPE	COEFFICIENT			#	MIN RRF	%RSD	#	MAX %RSD	R^2 OR COD	#	MIN R^2 OR COD
	LVL 1 LVL 6	LVL 2 LVL 7	LVL 3	LVL 4	LVL 5		B	M1	M2								
N-Propylbenzene	+++++ 3.9236	4.1773 3.2940	3.9139	3.7684	4.0258	Ave		3.8505				7.9		20.0			
1,2,3-Trichloropropane	+++++ 0.1785	0.2144 0.1665	0.1737	0.1712	0.1845	Ave		0.1815				9.5		20.0			
trans-1,4-Dichloro-2-butene	+++++ 0.1672	0.1209 0.1664	0.1090	0.1181	0.1449	Ave		0.1378				18.5		20.0			
2-Chlorotoluene	+++++ 2.7548	2.7915 2.3436	2.7858	2.6881	2.8143	Ave		2.6963				6.6		20.0			
4-Ethyltoluene	+++++ 3.1464	3.3919 2.7324	3.3538	3.0650	3.2185	Ave		3.1513				7.6		20.0			
1,3,5-Trimethylbenzene	+++++ 2.9809	2.9606 2.6507	2.9235	2.8003	2.9681	Ave		2.8807				4.5		20.0			
4-Chlorotoluene	+++++ 2.5575	2.5598 2.3365	2.5809	2.4790	2.5887	Ave		2.5171				3.8		20.0			
Butyl Methacrylate	+++++ 1.0610	0.8602 0.9935	0.9268	0.9931	1.0386	Ave		0.9789				7.6		20.0			
tert-Butylbenzene	+++++ 2.4007	2.2739 2.2248	2.3067	2.1203	2.3206	Ave		2.2745				4.2		20.0			
1,2,4-Trimethylbenzene	+++++ 3.0164	3.0650 2.6734	3.0056	2.9470	3.0794	Ave		2.9644				5.1		20.0			
sec-Butylbenzene	+++++ 3.5274	3.6770 3.1126	3.5162	3.2536	3.5023	Ave		3.4315				6.0		20.0			
1,3-Dichlorobenzene	+++++ 1.4407	1.4946 1.1954	1.5072	1.4456	1.5121	Ave		1.4326			0.6000	8.4		20.0			
4-Isopropyltoluene	+++++ 2.9225	3.0812 2.4552	2.9412	2.8279	2.9819	Ave		2.8683				7.6		20.0			
1,4-Dichlorobenzene	+++++ 1.4948	1.5417 1.3557	1.5124	1.4672	1.5094	Ave		1.4802			0.5000	4.4		20.0			
Benzyl chloride	+++++ 1.4030	1.2518 1.3839	1.1456	1.1825	1.3369	Ave		1.2839				8.3		20.0			
Indan	+++++ 2.8601	2.9537 2.4577	2.9558	2.8428	2.9425	Ave		2.8355				6.8		20.0			
p-Diethylbenzene	+++++ 1.5904	1.7582 1.4724	1.6343	1.4671	1.5742	Ave		1.5828				6.9		20.0			
n-Butylbenzene	+++++ 1.4288	1.6686 1.2797	1.4889	1.4258	1.4920	Ave		1.4640				8.6		20.0			
1,2-Dichlorobenzene	+++++ 1.4201	1.5138 1.3392	1.4194	1.3859	1.4199	Ave		1.4164			0.4000	4.0		20.0			
1,2,4,5-Tetramethylbenzene	+++++ 3.0674	3.2993 2.7856	3.0730	2.9441	3.0440	Ave		3.0356				5.6		20.0			

Note: The M1 coefficient is the same as Ave RRF for an Ave curve type.

FORM VI
GC/MS VOA BY INTERNAL STANDARD - INITIAL CALIBRATION DATA
CURVE EVALUATION

Lab Name: TestAmerica Edison Job No.: 460-150252-1 Analy Batch No.: 492929

SDG No.:

Instrument ID: CVOAMS11 GC Column: Rtx-624 ID: 0.25(mm) Heated Purge: (Y/N) N

Calibration Start Date: 01/26/2018 10:56 Calibration End Date: 01/26/2018 13:15 Calibration ID: 66326

ANALYTE	RRF					CURVE TYPE	COEFFICIENT			#	MIN RRF	%RSD	#	MAX %RSD	R^2 OR COD	#	MIN R^2 OR COD
	LVL 1 LVL 6	LVL 2 LVL 7	LVL 3	LVL 4	LVL 5		B	M1	M2								
1,2-Dibromo-3-Chloropropane	+++++ 0.0861	0.0938 0.0945	0.0717	0.0652	0.0759	Ave		0.0812			0.0500	14.9		20.0			
1,3,5-Trichlorobenzene	+++++ 1.0995	1.1346 1.0653	1.0767	1.0486	1.0780	Ave		1.0838				2.8		20.0			
1,2,4-Trichlorobenzene	+++++ 1.0419	1.0217 1.0100	0.9741	0.9678	1.0250	Ave		1.0068			0.2000	2.9		20.0			
Hexachlorobutadiene	+++++ 0.3459	0.3819 0.3654	0.3234	0.2988	0.3238	Ave		0.3399				9.0		20.0			
Naphthalene	+++++ 2.2129	1.9070 2.1966	2.0421	1.9550	2.1651	Ave		2.0798				6.3		20.0			
1,2,3-Trichlorobenzene	+++++ 0.8696	0.8297 0.8569	0.8233	0.7997	0.8480	Ave		0.8379				3.0		20.0			
Dibromofluoromethane (Surr)	0.2773 0.2679	0.2703 0.2634	0.2721	0.2677	0.2734	Ave		0.2703				1.7		20.0			
1,2-Dichloroethane-d4 (Surr)	0.3121 0.3108	0.3080 0.3124	0.3148	0.3037	0.3134	Ave		0.3108				1.2		20.0			
Toluene-d8 (Surr)	1.4314 1.4226	1.4361 1.4841	1.4274	1.4044	1.4156	Ave		1.4317				1.8		20.0			
Bromofluorobenzene	0.3874 0.3885	0.4017 0.4137	0.3898	0.3870	0.3860	Ave		0.3934				2.6		20.0			

Note: The M1 coefficient is the same as Ave RRF for an Ave curve type.

FORM VI
GC/MS VOA BY INTERNAL STANDARD - INITIAL CALIBRATION DATA
RESPONSE AND CONCENTRATION

Lab Name: TestAmerica Edison Job No.: 460-150252-1 Analy Batch No.: 492929

SDG No.:

Instrument ID: CVOAMS11 GC Column: Rtx-624 ID: 0.25(mm) Heated Purge: (Y/N) N

Calibration Start Date: 01/26/2018 10:56 Calibration End Date: 01/26/2018 13:15 Calibration ID: 66326

Calibration Files:

LEVEL:	LAB SAMPLE ID:	LAB FILE ID:
Level 1	STD7 460-492929/2	N62522.D
Level 2	STD1 460-492929/3	N62523.D
Level 3	STD5 460-492929/4	N62524.D
Level 4	STD20 460-492929/5	N62525.D
Level 5	STD50 460-492929/6	N62526.D
Level 6	STD200 460-492929/7	N62527.D
Level 7	STD500 460-492929/8	N62528.D

ANALYTE	IS REF	CURVE TYPE	RESPONSE					CONCENTRATION (UG/L)				
			LVL 1 LVL 6	LVL 2 LVL 7	LVL 3	LVL 4	LVL 5	LVL 1 LVL 6	LVL 2 LVL 7	LVL 3	LVL 4	LVL 5
Chlorotrifluoroethene	FB	Ave	+++++ 194049	982 467205	4690	16257	47294	+++++ 200	1.00 500	5.00	20.0	50.0
Dichlorodifluoromethane	FB	Ave	+++++ 1477655	5781 3288170	32502	142365	344201	+++++ 200	1.00 500	5.00	20.0	50.0
Chloromethane	FB	Ave	+++++ 699543	3210 1628135	15757	70627	166395	+++++ 200	1.00 500	5.00	20.0	50.0
Butadiene	FB	Ave	+++++ 609518	3189 1313771	15630	63283	149346	+++++ 200	1.00 500	5.00	20.0	50.0
Vinyl chloride	FB	Ave	+++++ 790465	4411 1756611	19379	81950	190724	+++++ 200	1.00 500	5.00	20.0	50.0
Bromomethane	FB	Ave	+++++ 422241	2185 976752	11172	43439	102969	+++++ 200	1.00 500	5.00	20.0	50.0
Chloroethane	FB	Ave	+++++ 366537	2128 836061	9729	40923	94234	+++++ 200	1.00 500	5.00	20.0	50.0
Dichlorofluoromethane	FB	Ave	+++++ 1675592	7916 3600717	42843	179490	426605	+++++ 200	1.00 500	5.00	20.0	50.0
Trichlorofluoromethane	FB	Ave	+++++ 1384320	7080 3099808	35256	143036	336524	+++++ 200	1.00 500	5.00	20.0	50.0
Pentane	TBAd 9	Lin2	+++++ 285297	1824 606378	6889	22769	68522	+++++ 400	2.00 1000	10.0	40.0	100
Ethanol	TBAd 9	Ave	+++++ 93386	328 244944	2167	6521	15473	+++++ 8000	40.0 20000	200	800	2000
Ethyl ether	FB	Ave	+++++ 620308	3171 1342675	15074	59710	158848	+++++ 200	1.00 500	5.00	20.0	50.0
2-Methyl-1,3-butadiene	FB	Ave	+++++ 702860	3562 1542678	18412	57005	168723	+++++ 200	1.00 500	5.00	20.0	50.0
1,2-Dichloro-1,1,2-trifluoroethane	FB	Ave	+++++ 728854	3822 1708389	19279	66187	185517	+++++ 200	1.00 500	5.00	20.0	50.0
Acrolein	TBAd 9	Ave	+++++ 57837	1162 111282	6845	11086	30301	+++++ 200	4.00 400	20.0	40.0	100

FORM VI
GC/MS VOA BY INTERNAL STANDARD - INITIAL CALIBRATION DATA
RESPONSE AND CONCENTRATION

Lab Name: TestAmerica Edison Job No.: 460-150252-1 Analy Batch No.: 492929

SDG No.:

Instrument ID: CVOAMS11 GC Column: Rtx-624 ID: 0.25(mm) Heated Purge: (Y/N) N

Calibration Start Date: 01/26/2018 10:56 Calibration End Date: 01/26/2018 13:15 Calibration ID: 66326

ANALYTE	IS REF	CURVE TYPE	RESPONSE					CONCENTRATION (UG/L)				
			LVL 1 LVL 6	LVL 2 LVL 7	LVL 3	LVL 4	LVL 5	LVL 1 LVL 6	LVL 2 LVL 7	LVL 3	LVL 4	LVL 5
Freon TF	FB	Ave	+++++ 862820	4875 1978634	23670	73369	219661	+++++ 200	1.00 500	5.00	20.0	50.0
1,1-Dichloroethene	FB	Ave	+++++ 781205	4271 1775381	19424	69034	196531	+++++ 200	1.00 500	5.00	20.0	50.0
Acetone	BUT	QuaF	+++++ 807836	5829 1802900	16179	72116	179190	+++++ 1000	5.00 2500	25.0	100	250
Iodomethane	FB	Ave	+++++ 1370733	6886 3207269	34031	129207	346796	+++++ 200	1.00 500	5.00	20.0	50.0
Isopropyl alcohol	TBAd9	Ave	+++++ 253132	1171 635818	6231	21205	62833	+++++ 2000	10.0 5000	50.0	200	500
Carbon disulfide	FB	Ave	+++++ 2780557	13628 6347351	66451	243341	698630	+++++ 200	1.00 500	5.00	20.0	50.0
3-Chloro-1-propene	FB	Ave	+++++ 506022	2702 1105381	12949	48856	127949	+++++ 200	1.00 500	5.00	20.0	50.0
Methyl acetate	TBAd9	Ave	+++++ 423002	1719 932154	11110	39780	109383	+++++ 1000	5.00 2500	25.0	100	250
Cyclopentene	FB	Ave	+++++ 1954738	9711 4337213	49063	158793	466193	+++++ 200	1.00 500	5.00	20.0	50.0
Acetonitrile	TBAd9	Ave	+++++ 551169	2914 1608966	17141	52185	150935	+++++ 2000	10.0 5000	50.0	200	500
Methylene Chloride	FB	Ave	+++++ 864001	4525 1988303	23055	82431	216114	+++++ 200	1.00 500	5.00	20.0	50.0
2-Methyl-2-propanol	TBAd9	Ave	+++++ 552860	3404 1360194	15073	49309	138614	+++++ 2000	10.0 5000	50.0	200	500
MTBE	FB	Ave	+++++ 2336137	11558 5354718	58168	225113	593449	+++++ 200	1.00 500	5.00	20.0	50.0
trans-1,2-Dichloroethene	FB	Ave	+++++ 835411	4425 1937155	21115	75190	210521	+++++ 200	1.00 500	5.00	20.0	50.0
Acrylonitrile	TBAd9	Ave	1203 1832908	7380 4004468	44580	169375	454661	2.00 2000	10.0 5000	50.0	200	500
Hexane	FB	Ave	+++++ 1021400	6068 2372428	27316	88079	255183	+++++ 200	1.00 500	5.00	20.0	50.0
Isopropyl ether	FB	Ave	+++++ 2698746	13191 5852969	70161	262308	675029	+++++ 200	1.00 500	5.00	20.0	50.0
1,1-Dichloroethane	FB	Ave	+++++ 1438641	7542 3138358	38046	137771	366903	+++++ 200	1.00 500	5.00	20.0	50.0
Vinyl acetate	BUT	Ave	+++++ 267025	1255 592732	5930	24693	68839	+++++ 400	2.00 1000	10.0	40.0	100
2-Chloro-1,3-butadiene	FB	Ave	+++++ 741129	3750 1740913	20082	64747	178608	+++++ 200	1.00 500	5.00	20.0	50.0
Tert-butyl ethyl ether	FB	Ave	+++++ 2698185	13360 6258181	68589	258434	669652	+++++ 200	1.00 500	5.00	20.0	50.0

FORM VI
GC/MS VOA BY INTERNAL STANDARD - INITIAL CALIBRATION DATA
RESPONSE AND CONCENTRATION

Lab Name: TestAmerica Edison Job No.: 460-150252-1 Analy Batch No.: 492929

SDG No.:

Instrument ID: CVOAMS11 GC Column: Rtx-624 ID: 0.25(mm) Heated Purge: (Y/N) N

Calibration Start Date: 01/26/2018 10:56 Calibration End Date: 01/26/2018 13:15 Calibration ID: 66326

ANALYTE	IS REF	CURVE TYPE	RESPONSE					CONCENTRATION (UG/L)				
			LVL 1 LVL 6	LVL 2 LVL 7	LVL 3	LVL 4	LVL 5	LVL 1 LVL 6	LVL 2 LVL 7	LVL 3	LVL 4	LVL 5
2,2-Dichloropropane	FB	Ave	+++++ 480586	2885 1134237	12763	42749	117701	+++++ 200	1.00 500	5.00	20.0	50.0
cis-1,2-Dichloroethene	FB	Ave	+++++ 931590	4340 2103046	22834	88034	233513	+++++ 200	1.00 500	5.00	20.0	50.0
2-Butanone	BUT	Ave	+++++ 319286	1592 700206	7678	28510	77046	+++++ 1000	5.00 2500	25.0	100	250
Ethyl acetate	BUT	Ave	+++++ 132025	452 294996	3340	13047	33131	+++++ 400	2.00 1000	10.0	40.0	100
Methyl acrylate	FB	Ave	+++++ 458197	2537 1104151	10919	41195	109458	+++++ 200	1.00 500	5.00	20.0	50.0
Propionitrile	TBAd9	Ave	+++++ 675307	2448 1556646	15608	57353	162416	+++++ 2000	10.0 5000	50.0	200	500
Bromochloromethane	FB	Ave	+++++ 386451	2226 877249	9809	36681	97708	+++++ 200	1.00 500	5.00	20.0	50.0
Tetrahydrofuran	BUT	Ave	+++++ 126767	709 283869	3470	12306	33077	+++++ 400	2.00 1000	10.0	40.0	100
Methacrylonitrile	FB	Ave	+++++ 2185623	10757 4491142	57824	212704	565146	+++++ 2000	10.0 5000	50.0	200	500
Chloroform	FB	Ave	+++++ 1402111	7619 3241181	36453	133364	349590	+++++ 200	1.00 500	5.00	20.0	50.0
Cyclohexane	FB	Ave	+++++ 1387217	7133 3220476	35671	114492	344053	+++++ 200	1.00 500	5.00	20.0	50.0
1,1,1-Trichloroethane	FB	Ave	+++++ 1371734	6715 3308301	32658	116590	328863	+++++ 200	1.00 500	5.00	20.0	50.0
Carbon tetrachloride	FB	Ave	+++++ 1074798	4874 2725716	21886	77863	239683	+++++ 200	1.00 500	5.00	20.0	50.0
1,1-Dichloropropene	FB	Ave	+++++ 1153173	5751 2697809	28705	96371	279038	+++++ 200	1.00 500	5.00	20.0	50.0
Isobutyl alcohol	TBAd9	Ave	+++++ 856955	3913 1954790	19771	67616	199543	+++++ 5000	25.0 12500	125	500	1250
Isooctane	FB	Ave	+++++ 2175067	11031 4996422	53664	158662	486533	+++++ 200	1.00 500	5.00	20.0	50.0
Benzene	CBNZd5	Ave	+++++ 3368958	17099 7563099	85603	312211	844495	+++++ 200	1.00 500	5.00	20.0	50.0
Tert-amyl methyl ether	FB	Ave	+++++ 2778210	12948 6211488	70193	262268	691899	+++++ 200	1.00 500	5.00	20.0	50.0
Isopropyl acetate	FB	Ave	+++++ 1882820	9202 4080865	48757	184269	488614	+++++ 200	1.00 500	5.00	20.0	50.0
1,2-Dichloroethane	FB	Ave	+++++ 976087	5575 2193432	25804	93464	245276	+++++ 200	1.00 500	5.00	20.0	50.0
n-Heptane	FB	Ave	+++++ 475182	2390 1103050	12033	41573	119747	+++++ 200	1.00 500	5.00	20.0	50.0

FORM VI
GC/MS VOA BY INTERNAL STANDARD - INITIAL CALIBRATION DATA
RESPONSE AND CONCENTRATION

Lab Name: TestAmerica Edison Job No.: 460-150252-1 Analy Batch No.: 492929

SDG No.:

Instrument ID: CVOAMS11 GC Column: Rtx-624 ID: 0.25(mm) Heated Purge: (Y/N) N

Calibration Start Date: 01/26/2018 10:56 Calibration End Date: 01/26/2018 13:15 Calibration ID: 66326

ANALYTE	IS REF	CURVE TYPE	RESPONSE					CONCENTRATION (UG/L)				
			LVL 1 LVL 6	LVL 2 LVL 7	LVL 3	LVL 4	LVL 5	LVL 1 LVL 6	LVL 2 LVL 7	LVL 3	LVL 4	LVL 5
Trichloroethene	FB	Ave	+++++ 850455	4108 2008998	19837	71488	204479	+++++ 200	1.00 500	5.00	20.0	50.0
n-Butanol	TBAd 9	Ave	+++++ 300280	972 749647	5957	19943	63379	+++++ 5000	25.0 12500	125	500	1250
Methylcyclohexane	FB	Ave	+++++ 1475226	6662 3447697	36273	123055	361774	+++++ 200	1.00 500	5.00	20.0	50.0
Ethyl acrylate	FB	Ave	+++++ 1809762	6444 4122627	44181	155518	450794	+++++ 200	1.00 500	5.00	20.0	50.0
1,2-Dichloropropane	FB	Ave	+++++ 840900	4173 1948382	20509	79490	208292	+++++ 200	1.00 500	5.00	20.0	50.0
Methyl methacrylate	FB	Ave	+++++ 345359	1346 802316	8553	31222	85996	+++++ 400	2.00 1000	10.0	40.0	100
1,4-Dioxane	DXE	Ave	+++++ 105065	794 267122	2710	8506	25683	+++++ 4000	50.0 10000	100	400	1000
Dibromomethane	FB	Ave	+++++ 412866	2247 958535	10535	38396	102139	+++++ 200	1.00 500	5.00	20.0	50.0
n-Propyl acetate	FB	Ave	+++++ 759445	3808 1731464	19784	67783	184704	+++++ 200	1.00 500	5.00	20.0	50.0
Bromodichloromethane	FB	Ave	+++++ 1031561	4618 2546538	20954	81077	228360	+++++ 200	1.00 500	5.00	20.0	50.0
2-Nitropropane	TBAd 9	Ave	+++++ 266789	1269 650446	6629	20799	59564	+++++ 400	2.00 1000	10.0	40.0	100
2-Chloroethyl vinyl ether	FB	Ave	+++++ 421576	2125 985098	10546	36832	102513	+++++ 200	1.00 500	5.00	20.0	50.0
Epichlorohydrin	BUT	Ave	988 994232	3917 2303221	24161	84337	239699	5.00 4000	20.0 10000	100	400	1000
cis-1,3-Dichloropropene	CBNZ d5	Ave	+++++ 1403308	6206 3285542	31963	124012	337734	+++++ 200	1.00 500	5.00	20.0	50.0
4-Methyl-2-pentanone	BUT	Ave	+++++ 2612827	11929 5631122	65032	245834	664361	+++++ 1000	5.00 2500	25.0	100	250
Toluene	CBNZ d5	Ave	+++++ 3575492	18244 8171744	91500	328118	893455	+++++ 200	1.00 500	5.00	20.0	50.0
trans-1,3-Dichloropropene	CBNZ d5	Ave	+++++ 1179760	5152 2801013	27242	102534	282558	+++++ 200	1.00 500	5.00	20.0	50.0
Ethyl methacrylate	FB	Ave	+++++ 905971	3657 2108331	21558	82721	223719	+++++ 200	1.00 500	5.00	20.0	50.0
1,1,2-Trichloroethane	CBNZ d5	Ave	+++++ 528528	2595 1230310	13525	48131	130509	+++++ 200	1.00 500	5.00	20.0	50.0
Tetrachloroethene	CBNZ d5	Ave	+++++ 805911	4098 1933623	20368	67424	194238	+++++ 200	1.00 500	5.00	20.0	50.0
1,3-Dichloropropane	CBNZ d5	Ave	+++++ 1130460	5282 2643266	27490	103762	279338	+++++ 200	1.00 500	5.00	20.0	50.0

FORM VI
GC/MS VOA BY INTERNAL STANDARD - INITIAL CALIBRATION DATA
RESPONSE AND CONCENTRATION

Lab Name: TestAmerica Edison Job No.: 460-150252-1 Analy Batch No.: 492929

SDG No.:

Instrument ID: CVOAMS11 GC Column: Rtx-624 ID: 0.25(mm) Heated Purge: (Y/N) N

Calibration Start Date: 01/26/2018 10:56 Calibration End Date: 01/26/2018 13:15 Calibration ID: 66326

ANALYTE	IS REF	CURVE TYPE	RESPONSE					CONCENTRATION (UG/L)				
			LVL 1 LVL 6	LVL 2 LVL 7	LVL 3	LVL 4	LVL 5	LVL 1 LVL 6	LVL 2 LVL 7	LVL 3	LVL 4	LVL 5
2-Hexanone	BUT	Ave	+++++ 1049453	3987 2336174	25178	96526	259609	+++++ 1000	5.00 2500	25.0	100	250
n-Butyl acetate	CBNZ d5	Ave	+++++ 898971	4119 2047997	20228	85900	229617	+++++ 200	1.00 500	5.00	20.0	50.0
Dibromochloromethane	CBNZ d5	Ave	+++++ 634312	2312 1610555	11746	44704	133908	+++++ 200	1.00 500	5.00	20.0	50.0
1,2-Dibromoethane	CBNZ d5	Ave	+++++ 592745	2708 1417585	14161	52932	143794	+++++ 200	1.00 500	5.00	20.0	50.0
Chlorobenzene	CBNZ d5	Ave	+++++ 2237278	10584 5135250	58041	213181	557005	+++++ 200	1.00 500	5.00	20.0	50.0
Ethylbenzene	CBNZ d5	Ave	+++++ 1245661	6819 2790889	31669	116111	314966	+++++ 200	1.00 500	5.00	20.0	50.0
1,1,1,2-Tetrachloroethane	CBNZ d5	Ave	+++++ 789220	3499 1855509	15993	64367	179019	+++++ 200	1.00 500	5.00	20.0	50.0
m&p-Xylene	CBNZ d5	Ave	+++++ 1551198	7654 3624309	39298	144110	387805	+++++ 200	1.00 500	5.00	20.0	50.0
o-Xylene	CBNZ d5	Ave	+++++ 1536851	8161 3366407	39569	147849	395281	+++++ 200	1.00 500	5.00	20.0	50.0
n-Butyl acrylate	CBNZ d5	Ave	+++++ 536632	2976 1104963	14367	52455	140829	+++++ 200	1.00 500	5.00	20.0	50.0
Styrene	CBNZ d5	Ave	+++++ 2432686	12192 5446300	65303	242472	636263	+++++ 200	1.00 500	5.00	20.0	50.0
Bromoform	DCBd 4	Qua2	+++++ 312705	935 832366	5331	20773	62285	+++++ 200	1.00 500	5.00	20.0	50.0
Amyl acetate (mixed isomers)	DCBd 4	Ave	+++++ 1178990	5711 2576318	30650	114084	297730	+++++ 200	1.00 500	5.00	20.0	50.0
Isopropylbenzene	CBNZ d5	Ave	+++++ 3947508	19475 8836102	100575	367422	992815	+++++ 200	1.00 500	5.00	20.0	50.0
Bromobenzene	DCBd 4	Ave	+++++ 893210	4447 2128504	23063	85415	222884	+++++ 200	1.00 500	5.00	20.0	50.0
1,1,2,2-Tetrachloroethane	DCBd 4	Ave	+++++ 684947	3316 1510826	16540	63083	176656	+++++ 200	1.00 500	5.00	20.0	50.0
N-Propylbenzene	DCBd 4	Ave	+++++ 4376576	23693 9289562	113544	422593	1130669	+++++ 200	1.00 500	5.00	20.0	50.0
1,2,3-Trichloropropane	DCBd 4	Ave	+++++ 199158	1216 469511	5038	19196	51814	+++++ 200	1.00 500	5.00	20.0	50.0
trans-1,4-Dichloro-2-butene	DCBd 4	Ave	+++++ 186493	686 469342	3163	13240	40704	+++++ 200	1.00 500	5.00	20.0	50.0
2-Chlorotoluene	DCBd 4	Ave	+++++ 3072769	15833 6609245	80815	301447	790416	+++++ 200	1.00 500	5.00	20.0	50.0
4-Ethyltoluene	DCBd 4	Ave	+++++ 3509649	19238 7705897	97294	343715	903932	+++++ 200	1.00 500	5.00	20.0	50.0

FORM VI
GC/MS VOA BY INTERNAL STANDARD - INITIAL CALIBRATION DATA
RESPONSE AND CONCENTRATION

Lab Name: TestAmerica Edison Job No.: 460-150252-1 Analy Batch No.: 492929

SDG No.:

Instrument ID: CVOAMS11 GC Column: Rtx-624 ID: 0.25(mm) Heated Purge: (Y/N) N

Calibration Start Date: 01/26/2018 10:56 Calibration End Date: 01/26/2018 13:15 Calibration ID: 66326

ANALYTE	IS REF	CURVE TYPE	RESPONSE					CONCENTRATION (UG/L)				
			LVL 1 LVL 6	LVL 2 LVL 7	LVL 3	LVL 4	LVL 5	LVL 1 LVL 6	LVL 2 LVL 7	LVL 3	LVL 4	LVL 5
1,3,5-Trimethylbenzene	DCBd 4	Ave	+++++ 3325026	16792 7475335	84810	314026	833599	+++++ 200	1.00 500	5.00	20.0	50.0
4-Chlorotoluene	DCBd 4	Ave	+++++ 2852691	14519 6589233	74873	278005	727052	+++++ 200	1.00 500	5.00	20.0	50.0
Butyl Methacrylate	DCBd 4	Ave	+++++ 1183455	4879 2801891	26888	111369	291683	+++++ 200	1.00 500	5.00	20.0	50.0
tert-Butylbenzene	DCBd 4	Ave	+++++ 2677795	12897 6274234	66917	237780	651740	+++++ 200	1.00 500	5.00	20.0	50.0
1,2,4-Trimethylbenzene	DCBd 4	Ave	+++++ 3364609	17384 7539436	87192	330477	864853	+++++ 200	1.00 500	5.00	20.0	50.0
sec-Butylbenzene	DCBd 4	Ave	+++++ 3934566	20855 8778172	102005	364864	983634	+++++ 200	1.00 500	5.00	20.0	50.0
1,3-Dichlorobenzene	DCBd 4	Ave	+++++ 1607010	8477 3371244	43723	162107	424690	+++++ 200	1.00 500	5.00	20.0	50.0
4-Isopropyltoluene	DCBd 4	Ave	+++++ 3259880	17476 6924172	85324	317130	837481	+++++ 200	1.00 500	5.00	20.0	50.0
1,4-Dichlorobenzene	DCBd 4	Ave	+++++ 1667414	8744 3823169	43875	164531	423926	+++++ 200	1.00 500	5.00	20.0	50.0
Benzyl chloride	DCBd 4	Ave	+++++ 1564926	7100 3902796	33233	132604	375469	+++++ 200	1.00 500	5.00	20.0	50.0
Indan	DCBd 4	Ave	+++++ 3190303	16753 6931157	85749	318802	826410	+++++ 200	1.00 500	5.00	20.0	50.0
p-Diethylbenzene	DCBd 4	Ave	+++++ 1773981	9972 4152544	47411	164519	442120	+++++ 200	1.00 500	5.00	20.0	50.0
n-Butylbenzene	DCBd 4	Ave	+++++ 1593788	9464 3609067	43192	159889	419027	+++++ 200	1.00 500	5.00	20.0	50.0
1,2-Dichlorobenzene	DCBd 4	Ave	+++++ 1584081	8586 3776678	41178	155421	398785	+++++ 200	1.00 500	5.00	20.0	50.0
1,2,4,5-Tetramethylbenzene	DCBd 4	Ave	+++++ 3421508	18713 7855764	89147	330153	854920	+++++ 200	1.00 500	5.00	20.0	50.0
1,2-Dibromo-3-Chloropropane	DCBd 4	Ave	+++++ 96044	532 266418	2079	7313	21310	+++++ 200	1.00 500	5.00	20.0	50.0
1,3,5-Trichlorobenzene	DCBd 4	Ave	+++++ 1226413	6435 3004344	31235	117596	302746	+++++ 200	1.00 500	5.00	20.0	50.0
1,2,4-Trichlorobenzene	DCBd 4	Ave	+++++ 1162201	5795 2848419	28260	108531	287871	+++++ 200	1.00 500	5.00	20.0	50.0
Hexachlorobutadiene	DCBd 4	Ave	+++++ 385828	2166 1030489	9383	33510	90949	+++++ 200	1.00 500	5.00	20.0	50.0
Naphthalene	DCBd 4	Ave	+++++ 2468382	10816 6194878	59241	219233	608076	+++++ 200	1.00 500	5.00	20.0	50.0
1,2,3-Trichlorobenzene	DCBd 4	Ave	+++++ 970009	4706 2416529	23885	89677	238166	+++++ 200	1.00 500	5.00	20.0	50.0

FORM VI
GC/MS VOA BY INTERNAL STANDARD - INITIAL CALIBRATION DATA
RESPONSE AND CONCENTRATION

Lab Name: TestAmerica Edison Job No.: 460-150252-1 Analy Batch No.: 492929

SDG No.:

Instrument ID: CVOAMS11 GC Column: Rtx-624 ID: 0.25(mm) Heated Purge: (Y/N) N

Calibration Start Date: 01/26/2018 10:56 Calibration End Date: 01/26/2018 13:15 Calibration ID: 66326

ANALYTE	IS REF	CURVE TYPE	RESPONSE					CONCENTRATION (UG/L)				
			LVL 1 LVL 6	LVL 2 LVL 7	LVL 3	LVL 4	LVL 5	LVL 1 LVL 6	LVL 2 LVL 7	LVL 3	LVL 4	LVL 5
Dibromofluoromethane (Surr)	FB	Ave	183158 177642	177220 172447	181820	172401	177566	50.0 50.0	50.0 50.0	50.0	50.0	50.0
1,2-Dichloroethane-d4 (Surr)	FB	Ave	206114 206116	201920 204540	210364	195596	203557	50.0 50.0	50.0 50.0	50.0	50.0	50.0
Toluene-d8 (Surr)	CBNZ d5	Ave	796353 787721	794746 785033	804325	762364	783089	50.0 50.0	50.0 50.0	50.0	50.0	50.0
Bromofluorobenzene	CBNZ d5	Ave	215524 215093	222337 218809	219644	210085	213522	50.0 50.0	50.0 50.0	50.0	50.0	50.0

Curve Type Legend:

Ave = Average ISTD
Lin2 = Linear 1/conc^2 ISTD
Qua2 = Quadratic 1/conc^2 ISTD
QuaF = Quadratic ISTD forced zero

TestAmerica Edison
Target Compound Quantitation Report

Data File: \\ChromNA\Edison\ChromData\CVOAMS11\20180126-66625.b\N62522.D
Lims ID: STD7
Client ID:
Sample Type: IC Calib Level: 7
Inject. Date: 26-Jan-2018 10:56:30 ALS Bottle#: 1 Worklist Smp#: 2
Purge Vol: 5.000 mL Dil. Factor: 1.0000
Sample Info: STD7
Misc. Info.: 460-0066625-002
Operator ID: Instrument ID: CVOAMS11
Sublist: chrom-8260W_11*sub1

Method: \\ChromNA\Edison\ChromData\CVOAMS11\20180126-66625.b\8260W_11.m
Limit Group: VOA - 8260C DKQP Water and Solid
Last Update: 29-Jan-2018 16:43:01 Calib Date: 26-Jan-2018 13:15:30
Integrator: RTE ID Type: Deconvolution ID
Quant Method: Internal Standard Quant By: Initial Calibration
Last ICal File: \\ChromNA\Edison\ChromData\CVOAMS11\20180126-66625.b\N62528.D

Column 1 : Rtx-624 (0.25 mm) Det: MS SCAN
Process Host: XAWRK013

First Level Reviewer: martineze Date: 26-Jan-2018 13:31:37

Compound	Sig	RT (min.)	Exp RT (min.)	Dlt RT (min.)	Q	Response	Cal Amt ug/l	OnCol Amt ug/l	Flags
* 27 TBA-d9 (IS)	65	2.930	2.936	-0.006	55	252031	1000.0	1000.0	
31 Acrylonitrile	53	3.210	3.204	0.006	58	1203	2.00	1.40	
* 39 2-Butanone-d5	46	4.043	4.043	0.000	84	212653	250.0	250.0	
$ 51 Dibromofluoromethane (Surr	113	4.560	4.566	-0.006	93	183158	50.0	51.3	
$ 56 1,2-Dichloroethane-d4 (Sur	65	4.937	4.937	0.000	79	206114	50.0	50.2	
* 62 Fluorobenzene	96	5.242	5.242	0.000	100	660412	50.0	50.0	
* 68 1,4-Dioxane-d8	96	6.039	6.051	-0.012	47	24514	1000.0	1000.0	
76 Epichlorohydrin	57	6.823	6.817	0.006	19	988	5.00	4.43	a
$ 79 Toluene-d8 (Surr)	98	7.146	7.152	-0.006	100	796353	50.0	50.0	
* 90 Chlorobenzene-d5	117	9.178	9.178	0.000	96	556335	50.0	50.0	
$ 101 4-Bromofluorobenzene	174	10.480	10.480	0.000	100	215524	50.0	49.2	
* 117 1,4-Dichlorobenzene-d4	152	11.508	11.508	0.000	100	291872	50.0	50.0	

QC Flag Legend

Review Flags
a - User Assigned ID

Reagents:

ACRY/EPIH MIX_00042	Amount Added:	2.00	Units: uL	
Ethanol mix_00011	Amount Added:	0.00	Units: uL	
MIX 2 Hi_00066	Amount Added:	0.00	Units: uL	
MIX I Hi_00085	Amount Added:	0.00	Units: uL	
GAS Hi_00237	Amount Added:	0.00	Units: uL	
ACROLEIN W_00073	Amount Added:	0.00	Units: uL	
14DIOXINTER_00080	Amount Added:	0.00	Units: uL	
8260SURR250_00166	Amount Added:	1.00	Units: uL	Run Reagent
8260ISNEW_00120	Amount Added:	1.00	Units: uL	Run Reagent

Report Date: 29-Jan-2018 16:43:23 Chrom Revision: 2.2 24-Jan-2018 15:37:30

TestAmerica Edison

Data File: \\ChromNA\Edison\ChromData\CVOAMS11\20180126-66625.b\N62522.D

Injection Date:	26-Jan-2018 10:56:30	Instrument ID:	CVOAMS11	Operator ID:	
Lims ID:	STD7			Worklist Smp#:	2
Client ID:					
Purge Vol:	5.000 mL	Dil. Factor:	1.0000	ALS Bottle#:	1
Method:	8260W_11	Limit Group:	VOA - 8260C DKQP Water and Solid		

Column: Rtx-624 (0.25 mm)

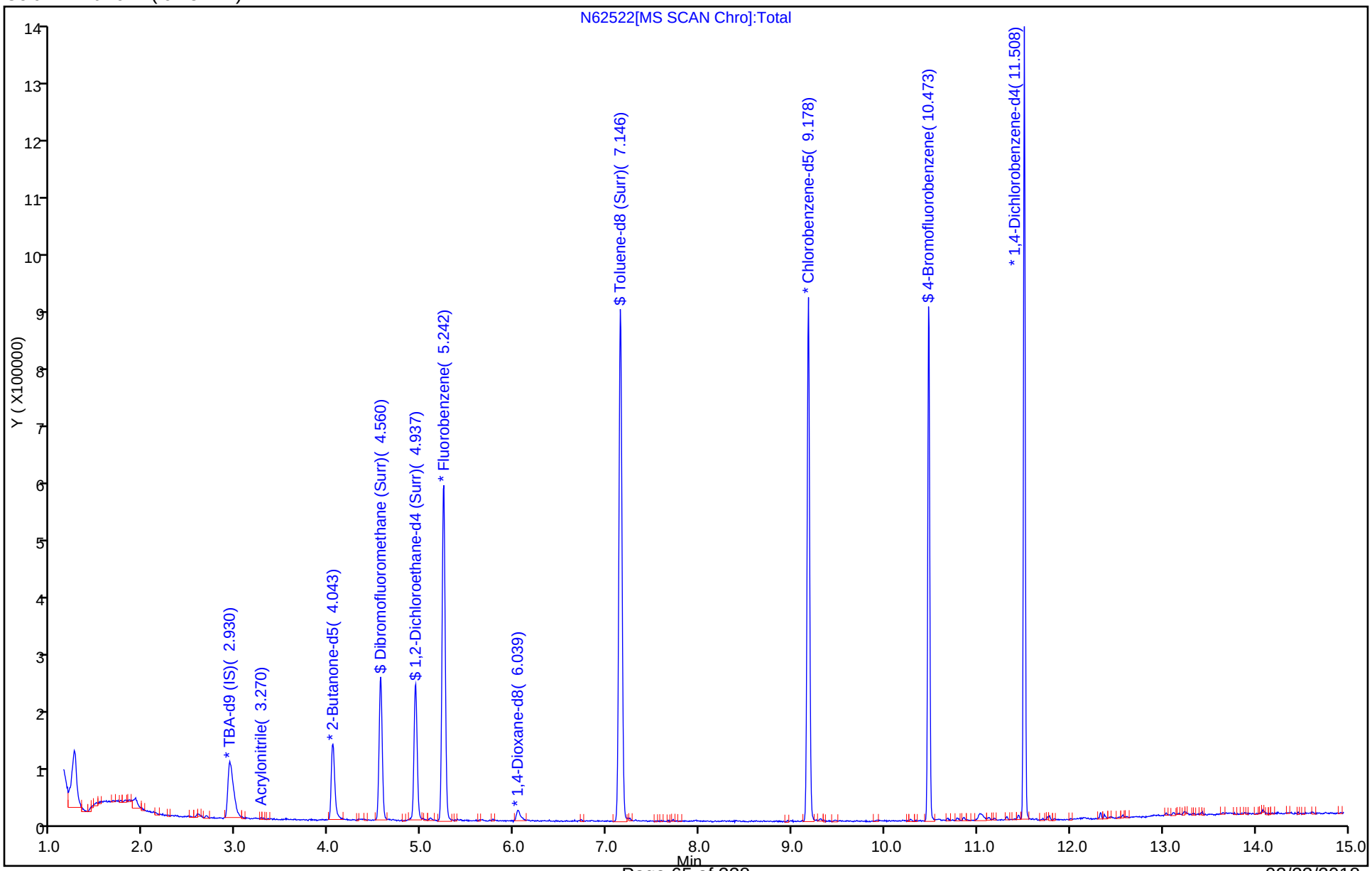

Manual Integration/User Assign Peak Report

TestAmerica Edison

Data File: \\ChromNA\Edison\ChromData\CVOAMS11\20180126-66625.b\N62522.D
Injection Date: 26-Jan-2018 10:56:30 Instrument ID: CVOAMS11
Lims ID: STD7
Client ID:
Operator ID: ALS Bottle#: 1 Worklist Smp#: 2
Purge Vol: 5.000 mL Dil. Factor: 1.0000
Method: 8260W_11 Limit Group: VOA - 8260C DKQP Water and Solid
Column: Rtx-624 (0.25 mm) Detector MS SCAN

76 Epichlorohydrin, CAS: 106-89-8

Signal: 1

Processing Integration Results

RT: 6.72
Area: 953
Amount: 4.019817
Amount Units: ug/l

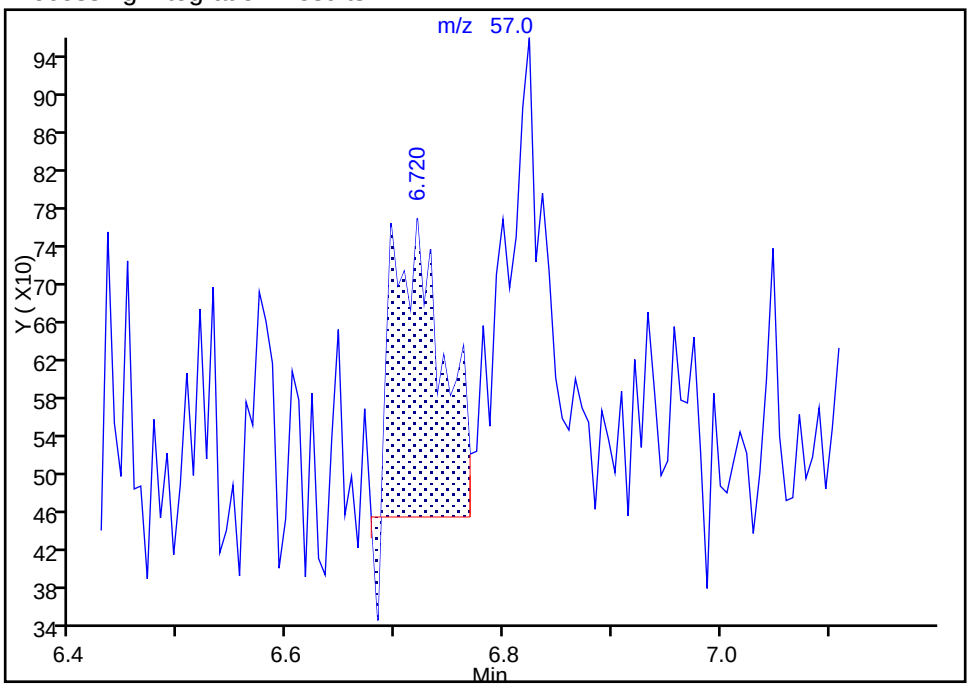

Manual Integration Results

RT: 6.82
Area: 988
Amount: 4.432040
Amount Units: ug/l

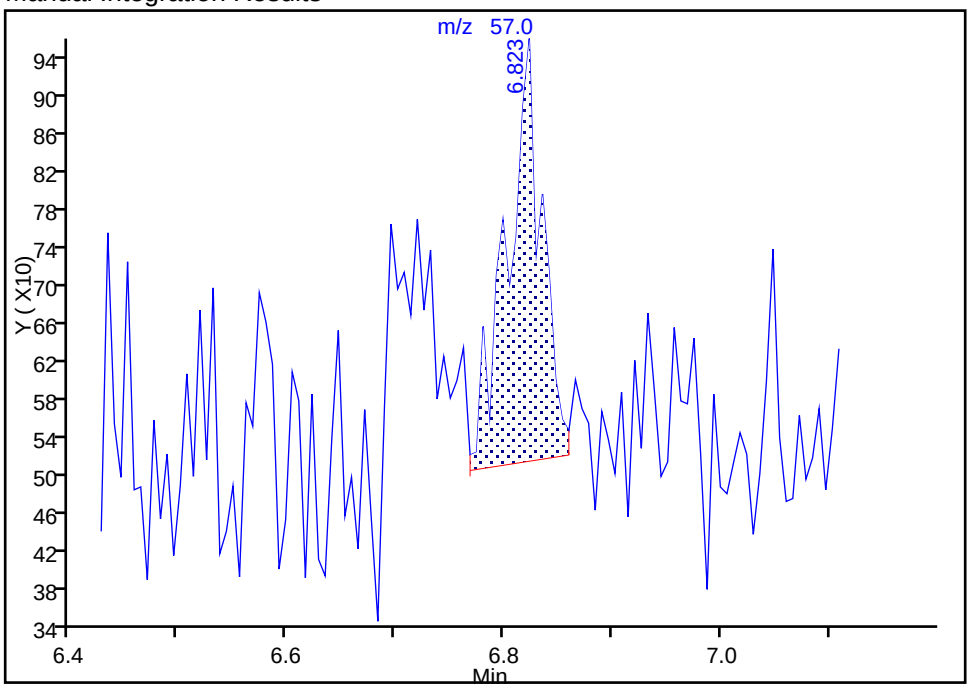

Reviewer: delpolitov, 29-Jan-2018 15:46:13
Audit Action: Assigned Compound ID Audit Reason: User Assigned

User Disabled Compound Report

TestAmerica Edison

Data File: \\ChromNA\Edison\ChromData\CVOAMS11\20180126-66625.b\N62522.D
Injection Date: 26-Jan-2018 10:56:30 Instrument ID: CVOAMS11
Lims ID: STD7
Client ID:
Operator ID: ALS Bottle#: 1 Worklist Smp#: 2
Purge Vol: 5.000 mL Dil. Factor: 1.0000
Method: 8260W_11 Limit Group: VOA - 8260C DKQP Water and Solid
Column: Rtx-624 (0.25 mm) Detector MS SCAN

93 1,1,1,2-Tetrachloroethane, CAS: 630-20-6

Processing Results

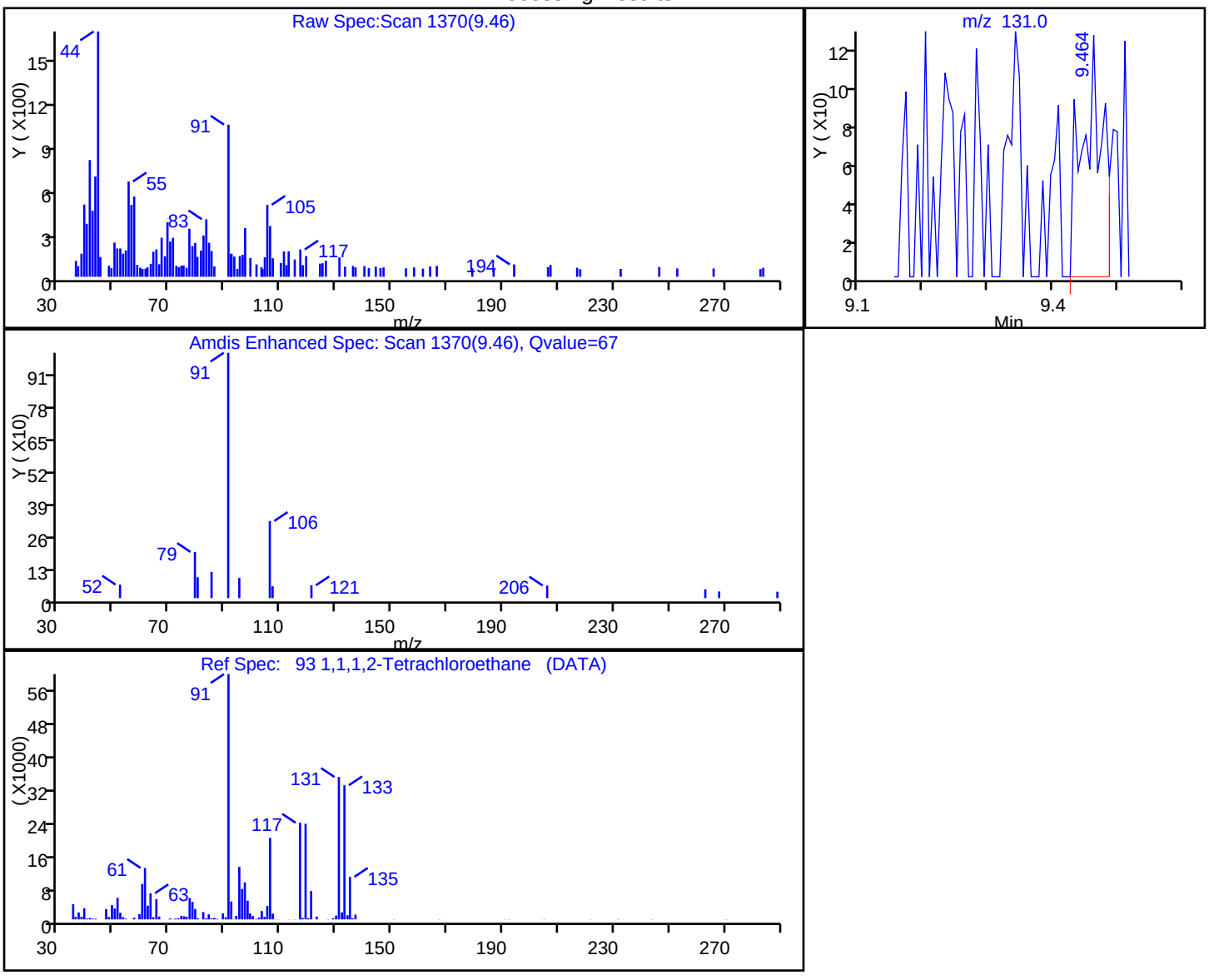

RT	Mass	Response	Amount
9.46	131.00	273	0.076391

Reviewer: delpolitov, 29-Jan-2018 15:47:04
Audit Action: Marked Compound Undetected Audit Reason: Invalid Compound ID

User Disabled Compound Report

TestAmerica Edison

Data File: \\ChromNA\Edison\ChromData\CVOAMS11\20180126-66625.b\N62522.D
Injection Date: 26-Jan-2018 10:56:30 Instrument ID: CVOAMS11
Lims ID: STD7
Client ID:
Operator ID: ALS Bottle#: 1 Worklist Smp#: 2
Purge Vol: 5.000 mL Dil. Factor: 1.0000
Method: 8260W_11 Limit Group: VOA - 8260C DKQP Water and Solid
Column: Rtx-624 (0.25 mm) Detector MS SCAN

50 1,1,1-Trichloroethane, CAS: 71-55-6

Processing Results

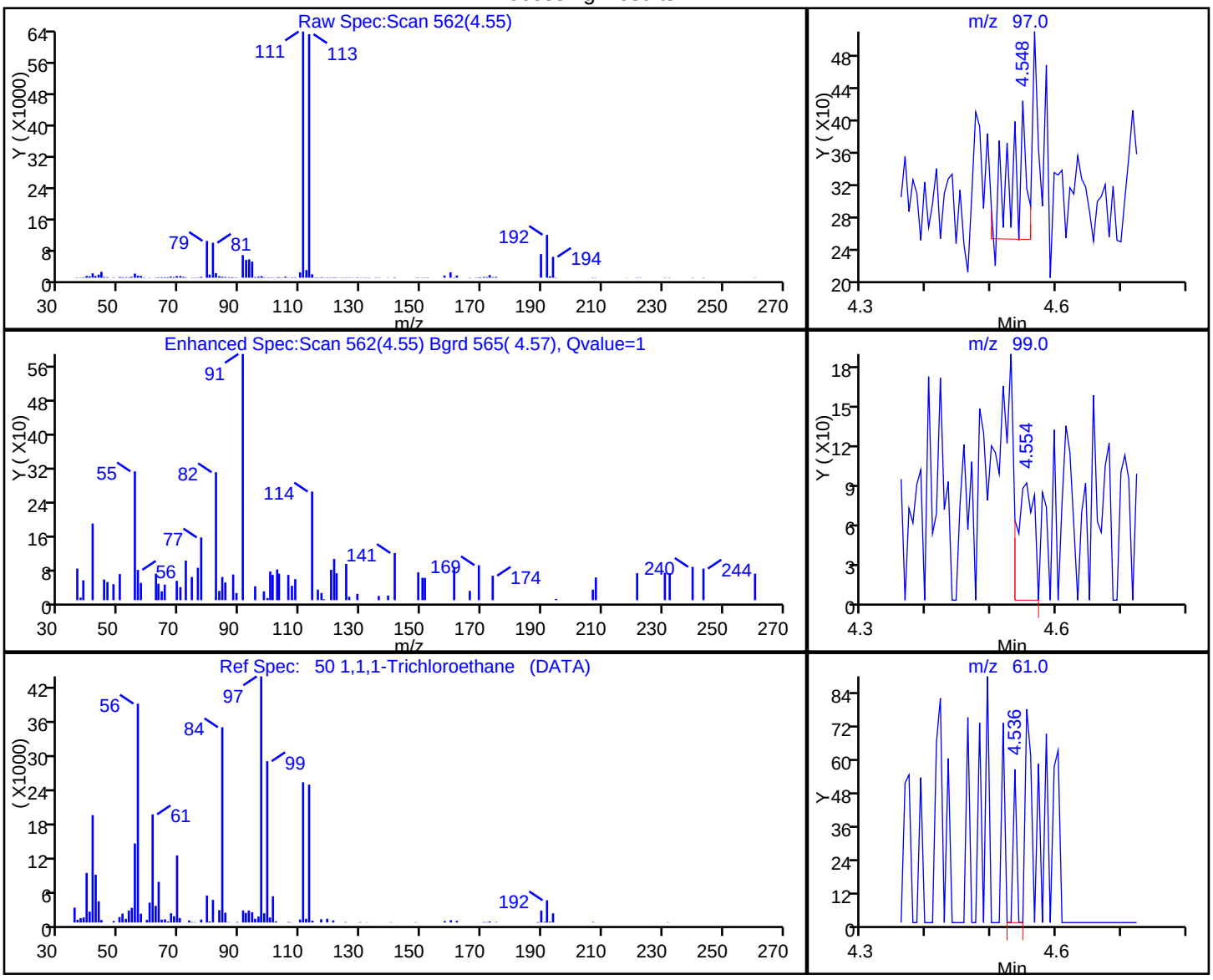

RT	Mass	Response	Amount
4.55	97.00	256	0.038681
4.55	99.00	156	
4.54	61.00	20	

Reviewer: delpolitov, 29-Jan-2018 15:47:04
Audit Action: Marked Compound Undetected Audit Reason: Invalid Compound ID

User Disabled Compound Report

TestAmerica Edison

Data File: \\ChromNA\Edison\ChromData\CVOAMS11\20180126-66625.b\N62522.D
Injection Date: 26-Jan-2018 10:56:30 Instrument ID: CVOAMS11
Lims ID: STD7
Client ID:
Operator ID: ALS Bottle#: 1 Worklist Smp#: 2
Purge Vol: 5.000 mL Dil. Factor: 1.0000
Method: 8260W_11 Limit Group: VOA - 8260C DKQP Water and Solid
Column: Rtx-624 (0.25 mm) Detector MS SCAN

103 1,1,2,2-Tetrachloroethane, CAS: 79-34-5

Processing Results

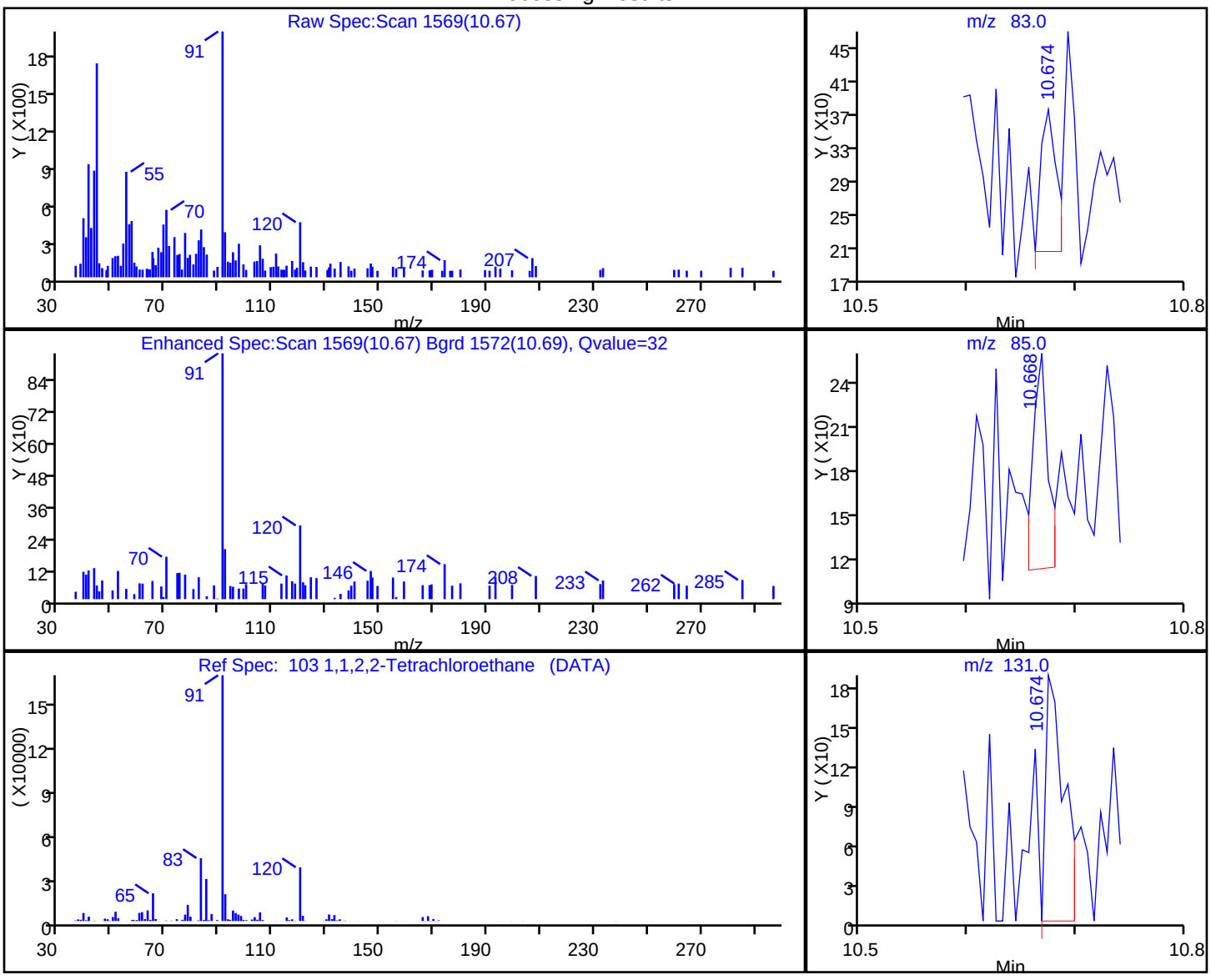

RT	Mass	Response	Amount
10.67	83.00	167	0.049098
10.67	85.00	138	
10.67	131.00	218	

Reviewer: delpolitov, 29-Jan-2018 15:47:04
Audit Action: Marked Compound Undetected Audit Reason: Invalid Compound ID

User Disabled Compound Report

TestAmerica Edison

Data File: \\ChromNA\Edison\ChromData\CVOAMS11\20180126-66625.b\N62522.D
Injection Date: 26-Jan-2018 10:56:30 Instrument ID: CVOAMS11
Lims ID: STD7
Client ID:
Operator ID: ALS Bottle#: 1 Worklist Smp#: 2
Purge Vol: 5.000 mL Dil. Factor: 1.0000
Method: 8260W_11 Limit Group: VOA - 8260C DKQP Water and Solid
Column: Rtx-624 (0.25 mm) Detector MS SCAN

83 1,1,2-Trichloroethane, CAS: 79-00-5

Processing Results

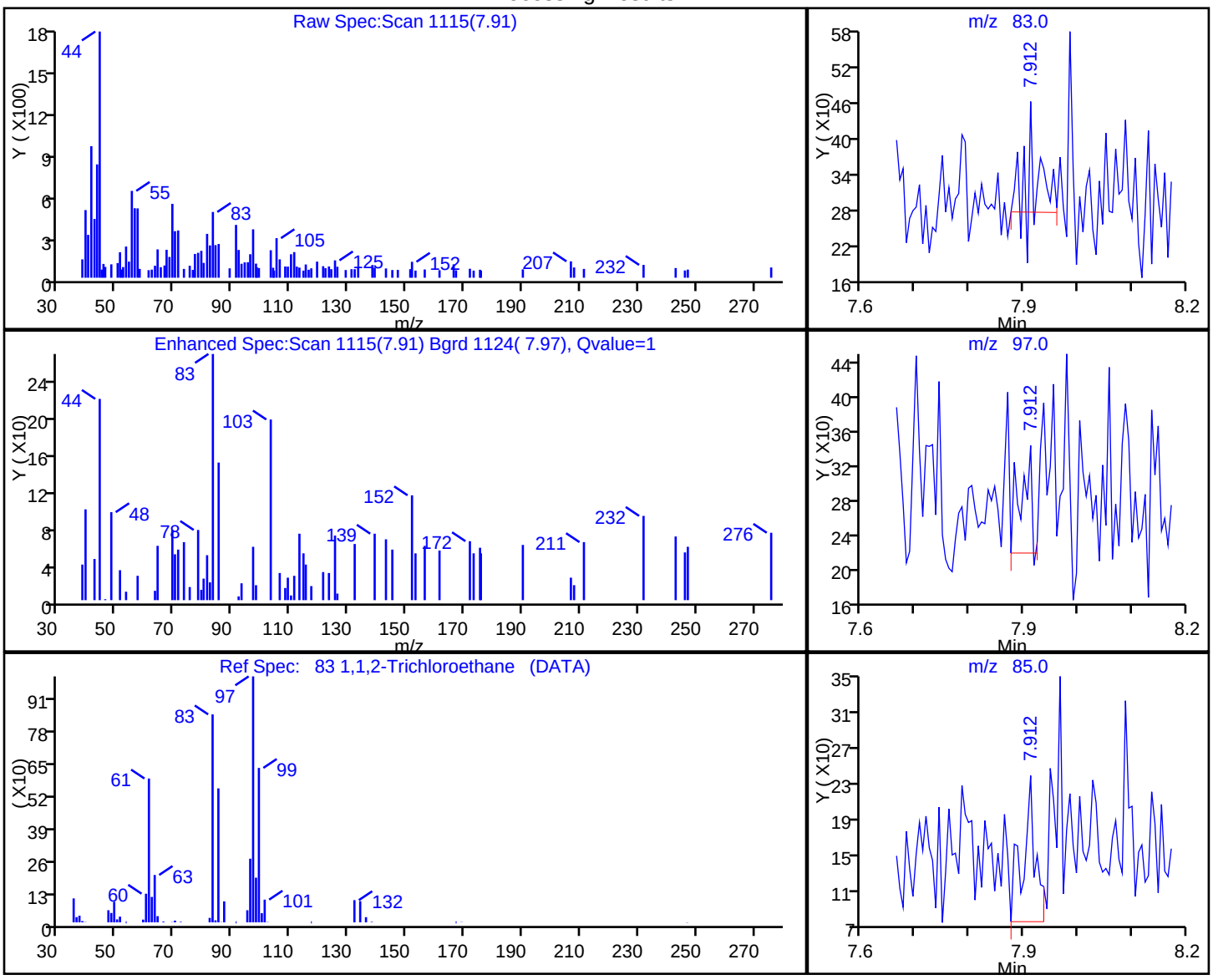

RT	Mass	Response	Amount
7.91	83.00	230	0.088383
7.91	97.00	168	
7.91	85.00	261	

Reviewer: delpolitov, 29-Jan-2018 15:47:04
Audit Action: Marked Compound Undetected Audit Reason: Invalid Compound ID

User Disabled Compound Report

TestAmerica Edison

Data File: \\ChromNA\Edison\ChromData\CVOAMS11\20180126-66625.b\N62522.D
Injection Date: 26-Jan-2018 10:56:30 Instrument ID: CVOAMS11
Lims ID: STD7
Client ID:
Operator ID: ALS Bottle#: 1 Worklist Smp#: 2
Purge Vol: 5.000 mL Dil. Factor: 1.0000
Method: 8260W_11 Limit Group: VOA - 8260C DKQP Water and Solid
Column: Rtx-624 (0.25 mm) Detector MS SCAN

34 1,1-Dichloroethane, CAS: 75-34-3

Processing Results

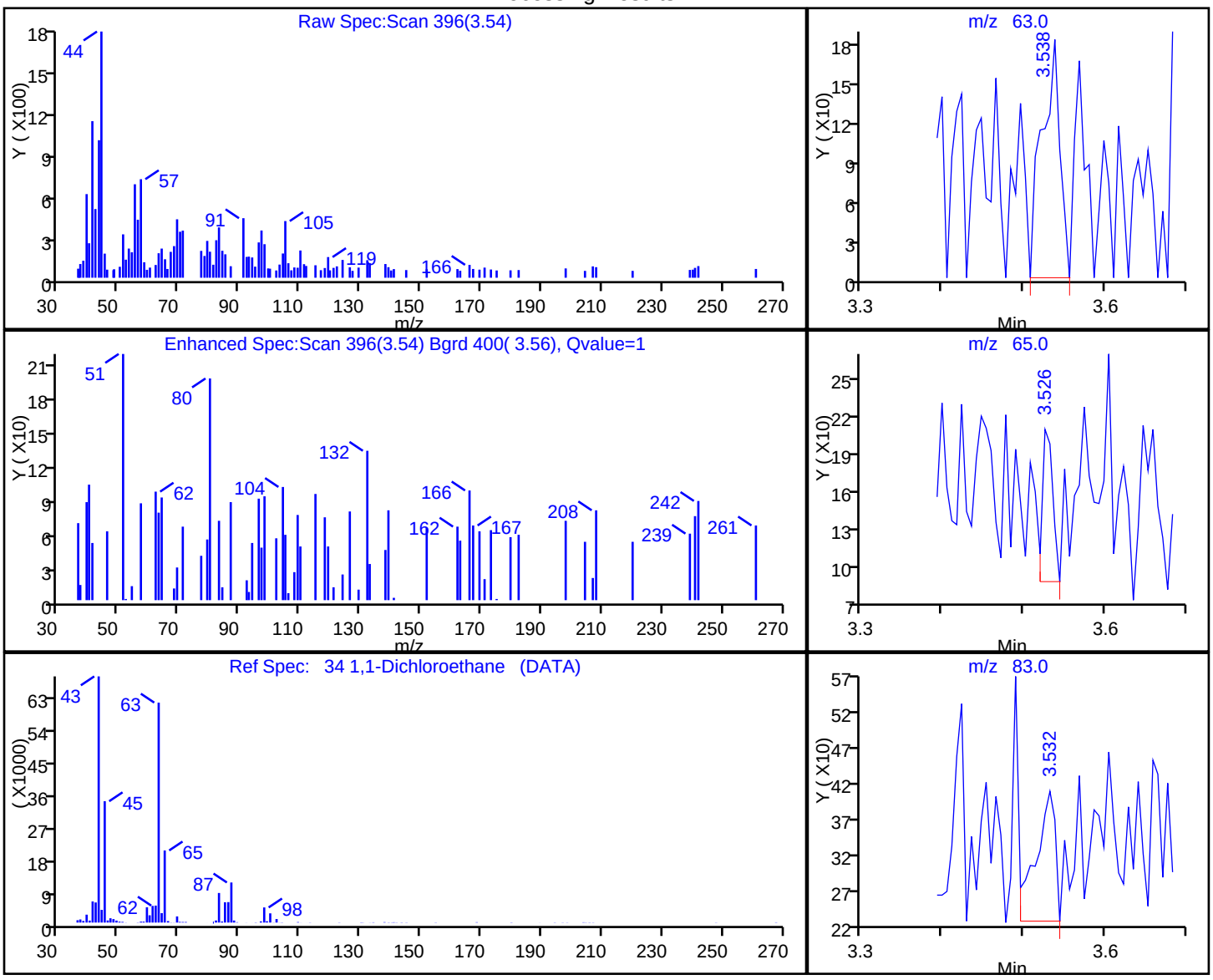

RT	Mass	Response	Amount
3.54	63.00	278	0.038012
3.53	65.00	103	
3.53	83.00	292	

Reviewer: delpolitov, 29-Jan-2018 15:47:04
Audit Action: Marked Compound Undetected Audit Reason: Invalid Compound ID

User Disabled Compound Report

TestAmerica Edison

Data File: \\ChromNA\Edison\ChromData\CVOAMS11\20180126-66625.b\N62522.D
Injection Date: 26-Jan-2018 10:56:30 Instrument ID: CVOAMS11
Lims ID: STD7
Client ID:
Operator ID: ALS Bottle#: 1 Worklist Smp#: 2
Purge Vol: 5.000 mL Dil. Factor: 1.0000
Method: 8260W_11 Limit Group: VOA - 8260C DKQP Water and Solid
Column: Rtx-624 (0.25 mm) Detector MS SCAN

17 1,1-Dichloroethene, CAS: 75-35-4

Processing Results

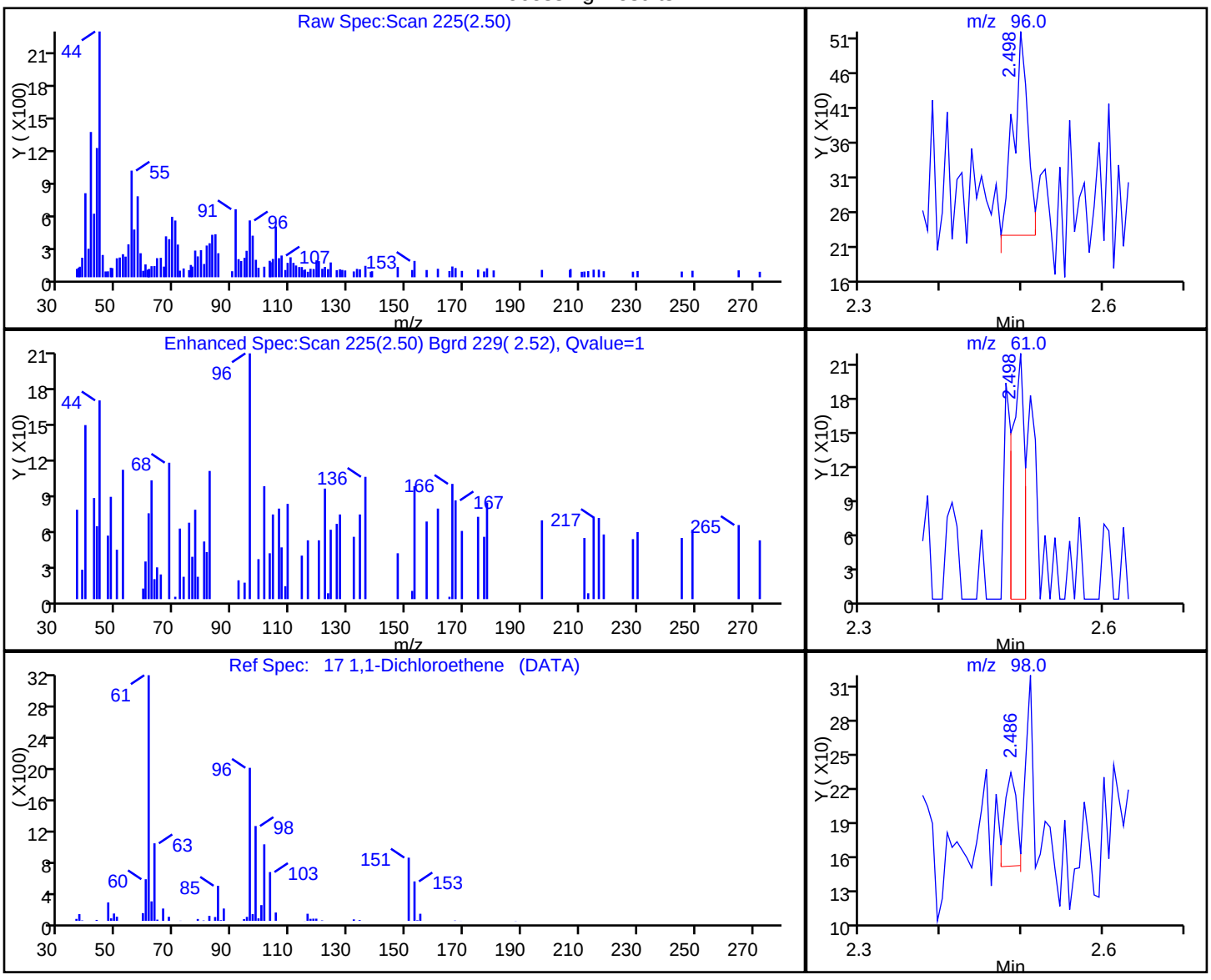

RT	Mass	Response	Amount
2.50	96.00	364	0.094342
2.50	61.00	233	
2.49	98.00	86	
2.51	63.00	90	

Reviewer: delpolitov, 29-Jan-2018 15:47:04
Audit Action: Marked Compound Undetected Audit Reason: Invalid Compound ID

User Disabled Compound Report

TestAmerica Edison

Data File: \\ChromNA\Edison\ChromData\CVOAMS11\20180126-66625.b\N62522.D
Injection Date: 26-Jan-2018 10:56:30 Instrument ID: CVOAMS11
Lims ID: STD7
Client ID:
Operator ID: ALS Bottle#: 1 Worklist Smp#: 2
Purge Vol: 5.000 mL Dil. Factor: 1.0000
Method: 8260W_11 Limit Group: VOA - 8260C DKQP Water and Solid
Column: Rtx-624 (0.25 mm) Detector MS SCAN

53 1,1-Dichloropropene, CAS: 563-58-6

Processing Results

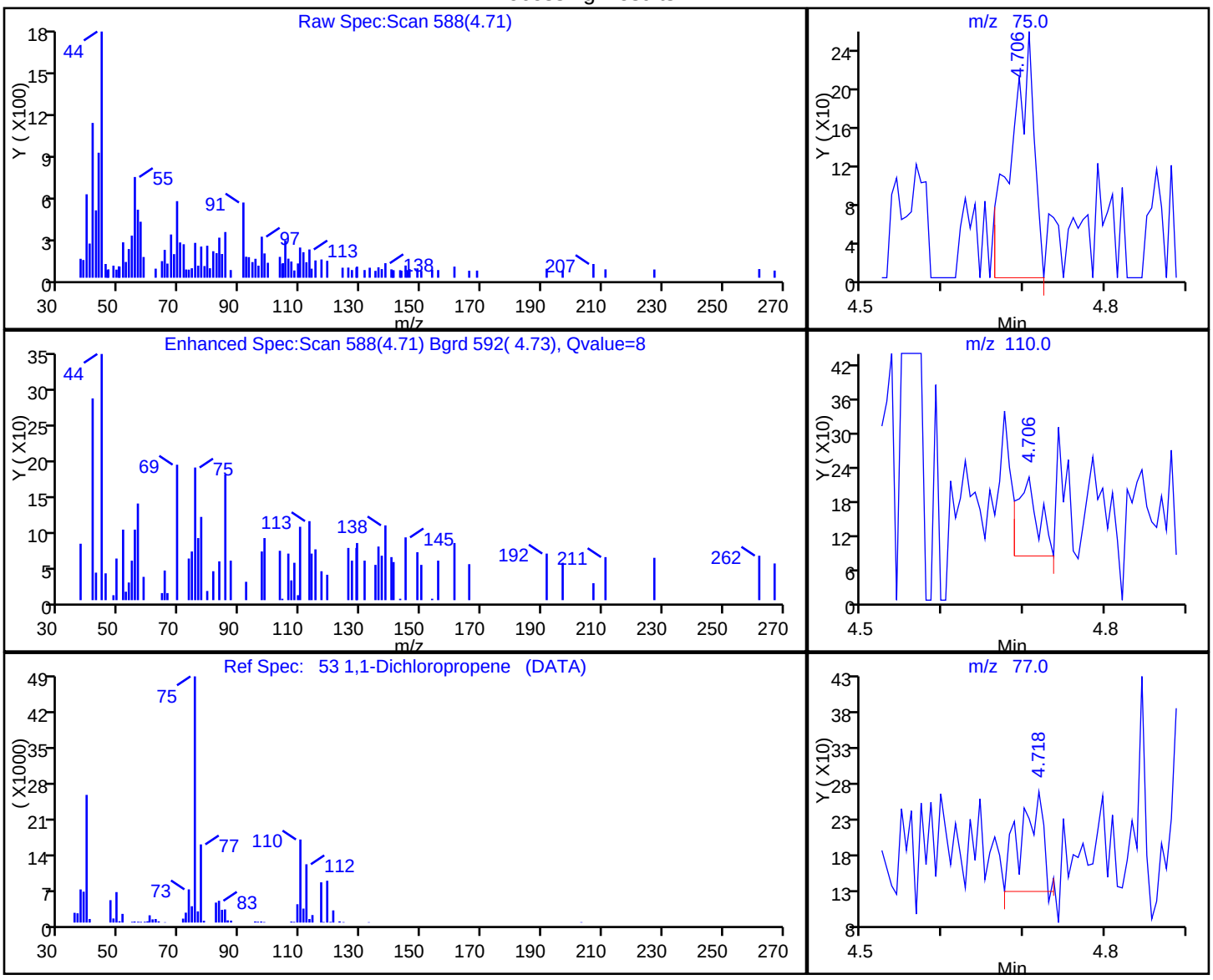

RT	Mass	Response	Amount
4.71	75.00	497	0.089636
4.71	110.00	253	
4.72	77.00	272	

Reviewer: delpolitov, 29-Jan-2018 15:47:04
Audit Action: Marked Compound Undetected Audit Reason: Invalid Compound ID

User Disabled Compound Report

TestAmerica Edison

Data File: \\ChromNA\Edison\ChromData\CVOAMS11\20180126-66625.b\N62522.D
Injection Date: 26-Jan-2018 10:56:30 Instrument ID: CVOAMS11
Lims ID: STD7
Client ID:
Operator ID: ALS Bottle#: 1 Worklist Smp#: 2
Purge Vol: 5.000 mL Dil. Factor: 1.0000
Method: 8260W_11 Limit Group: VOA - 8260C DKQP Water and Solid
Column: Rtx-624 (0.25 mm) Detector MS SCAN

130 1,2,3-Trichlorobenzene, CAS: 87-61-6

Processing Results

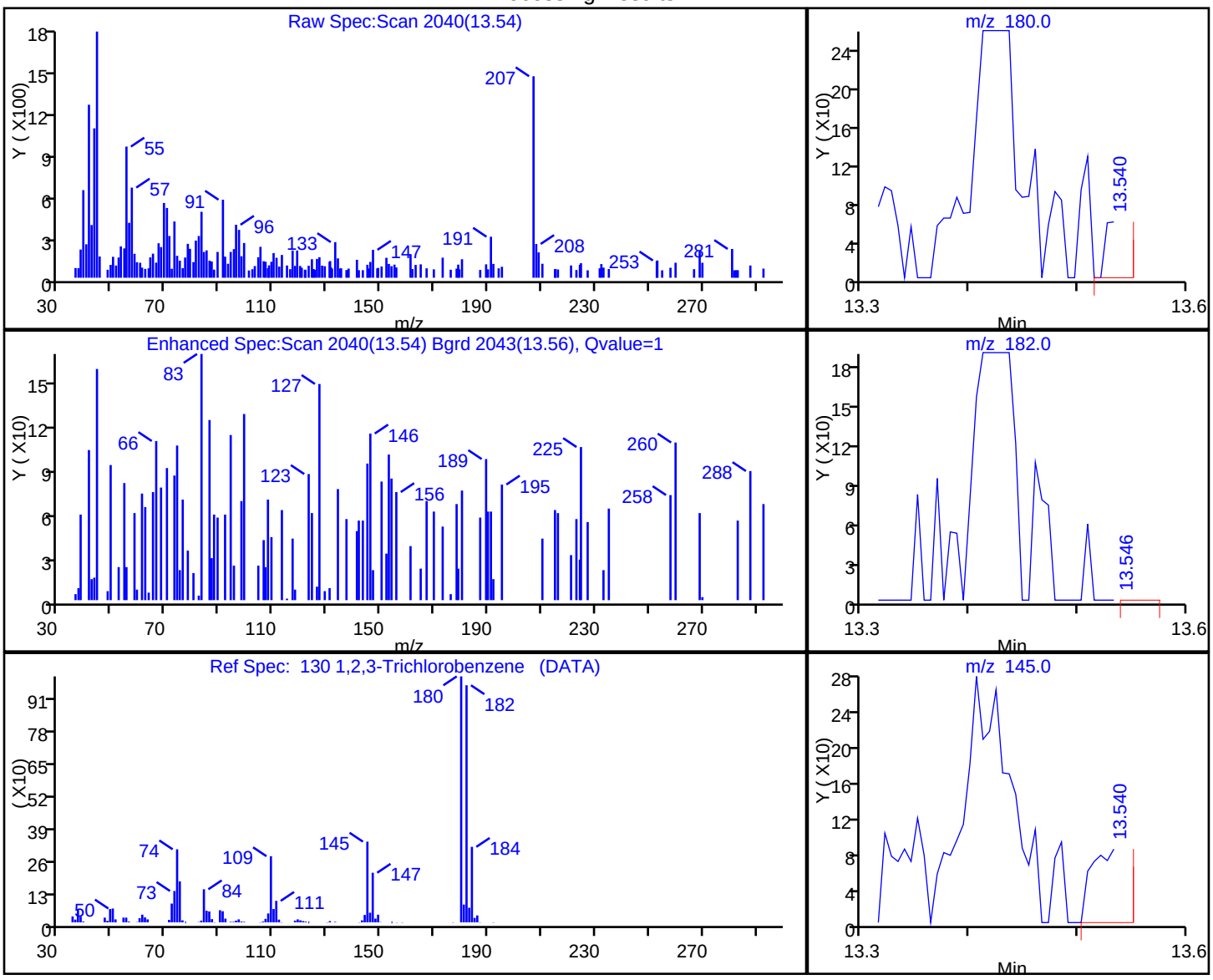

RT	Mass	Response	Amount
13.54	180.00	108	0.022081
13.55	182.00	75	
13.54	145.00	187	

Reviewer: delpolitov, 29-Jan-2018 15:47:04
Audit Action: Marked Compound Undetected Audit Reason: Invalid Compound ID

User Disabled Compound Report

TestAmerica Edison

Data File: \\ChromNA\Edison\ChromData\CVOAMS11\20180126-66625.b\N62522.D
Injection Date: 26-Jan-2018 10:56:30 Instrument ID: CVOAMS11
Lims ID: STD7
Client ID:
Operator ID: ALS Bottle#: 1 Worklist Smp#: 2
Purge Vol: 5.000 mL Dil. Factor: 1.0000
Method: 8260W_11 Limit Group: VOA - 8260C DKQP Water and Solid
Column: Rtx-624 (0.25 mm) Detector MS SCAN

105 1,2,3-Trichloropropane, CAS: 96-18-4

Processing Results

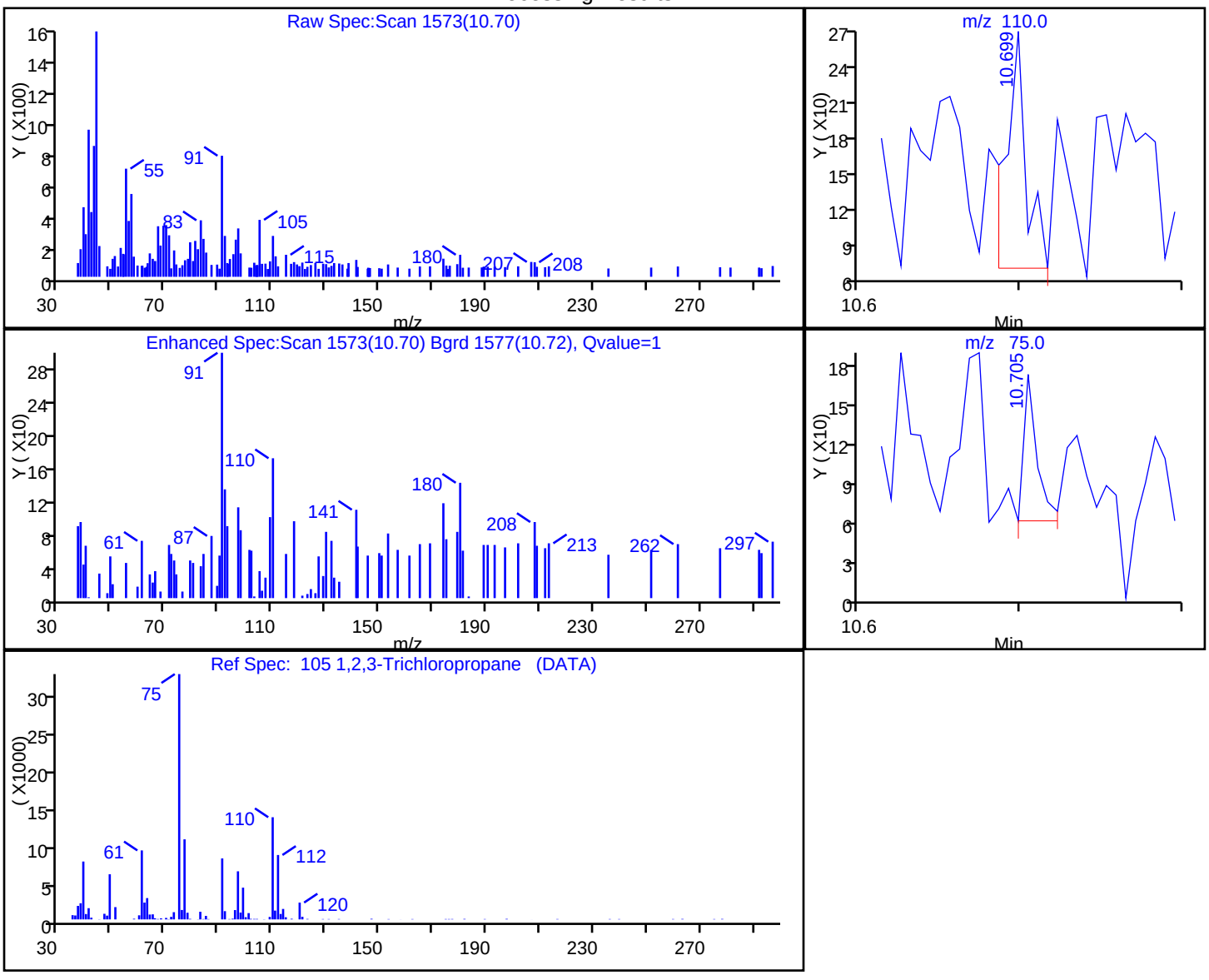

RT	Mass	Response	Amount
10.70	110.00	168	0.158602
10.70	75.00	61	

Reviewer: delpolitov, 29-Jan-2018 15:47:04
Audit Action: Marked Compound Undetected Audit Reason: Invalid Compound ID

User Disabled Compound Report

TestAmerica Edison

Data File: \\ChromNA\Edison\ChromData\CVOAMS11\20180126-66625.b\N62522.D
Injection Date: 26-Jan-2018 10:56:30 Instrument ID: CVOAMS11
Lims ID: STD7
Client ID:
Operator ID: ALS Bottle#: 1 Worklist Smp#: 2
Purge Vol: 5.000 mL Dil. Factor: 1.0000
Method: 8260W_11 Limit Group: VOA - 8260C DKQP Water and Solid
Column: Rtx-624 (0.25 mm) Detector MS SCAN

124 1,2,4,5-Tetramethylbenzene, CAS: 95-93-2

Processing Results

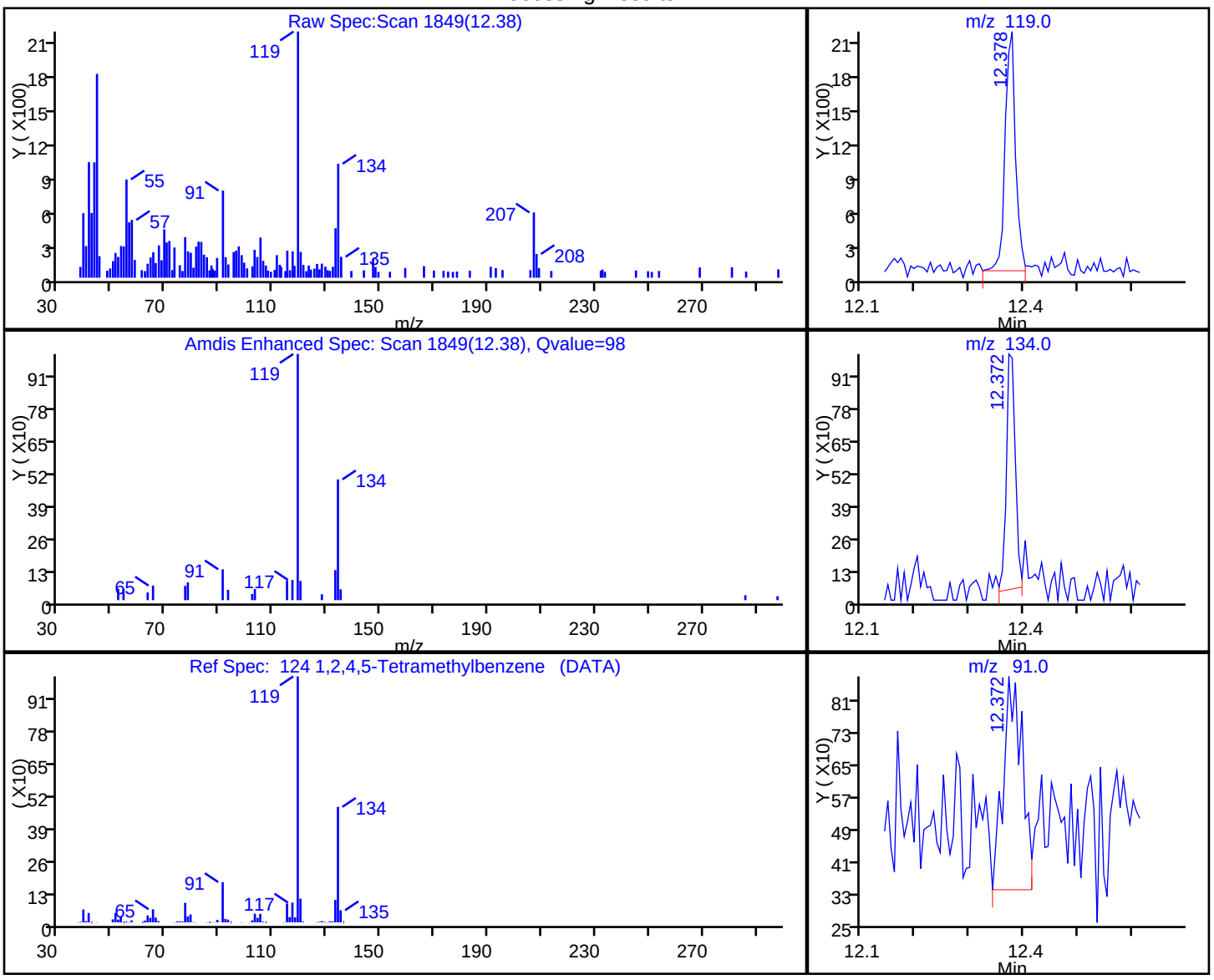

RT	Mass	Response	Amount
12.38	119.00	2674	0.150904
12.37	134.00	1097	
12.37	91.00	1281	

Reviewer: delpolitov, 29-Jan-2018 15:47:04
Audit Action: Marked Compound Undetected Audit Reason: Invalid Compound ID

User Disabled Compound Report

TestAmerica Edison

Data File: \\ChromNA\Edison\ChromData\CVOAMS11\20180126-66625.b\N62522.D
Injection Date: 26-Jan-2018 10:56:30 Instrument ID: CVOAMS11
Lims ID: STD7
Client ID:
Operator ID: ALS Bottle#: 1 Worklist Smp#: 2
Purge Vol: 5.000 mL Dil. Factor: 1.0000
Method: 8260W_11 Limit Group: VOA - 8260C DKQP Water and Solid
Column: Rtx-624 (0.25 mm) Detector MS SCAN

127 1,2,4-Trichlorobenzene, CAS: 120-82-1

Processing Results

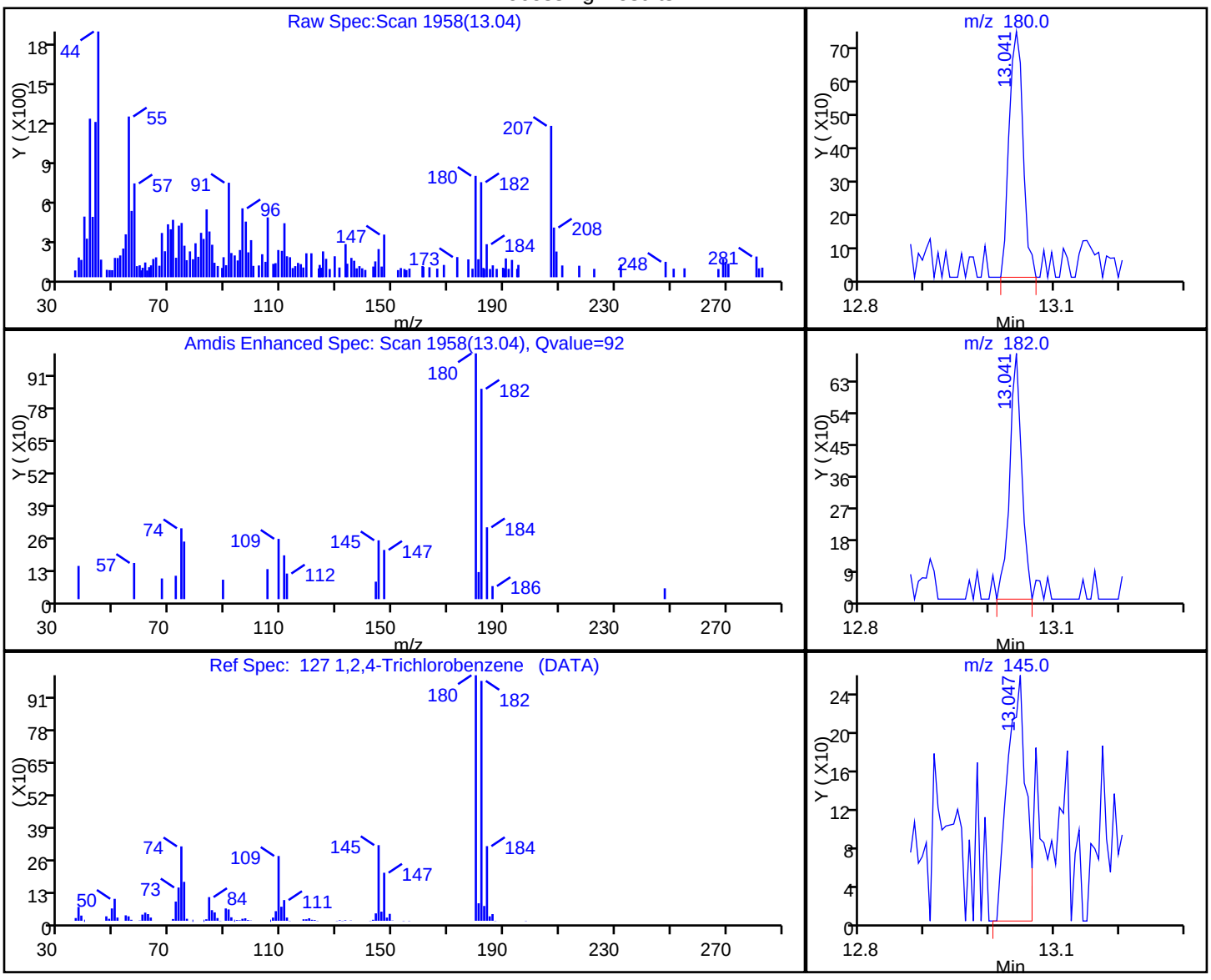

RT	Mass	Response	Amount
13.04	180.00	1120	0.190576
13.04	182.00	909	
13.05	145.00	487	

Reviewer: delpolitov, 29-Jan-2018 15:47:04
Audit Action: Marked Compound Undetected Audit Reason: Invalid Compound ID

User Disabled Compound Report

TestAmerica Edison

Data File: \\ChromNA\Edison\ChromData\CVOAMS11\20180126-66625.b\N62522.D
Injection Date: 26-Jan-2018 10:56:30 Instrument ID: CVOAMS11
Lims ID: STD7
Client ID:
Operator ID: ALS Bottle#: 1 Worklist Smp#: 2
Purge Vol: 5.000 mL Dil. Factor: 1.0000
Method: 8260W_11 Limit Group: VOA - 8260C DKQP Water and Solid
Column: Rtx-624 (0.25 mm) Detector MS SCAN

113 1,2,4-Trimethylbenzene, CAS: 95-63-6

Processing Results

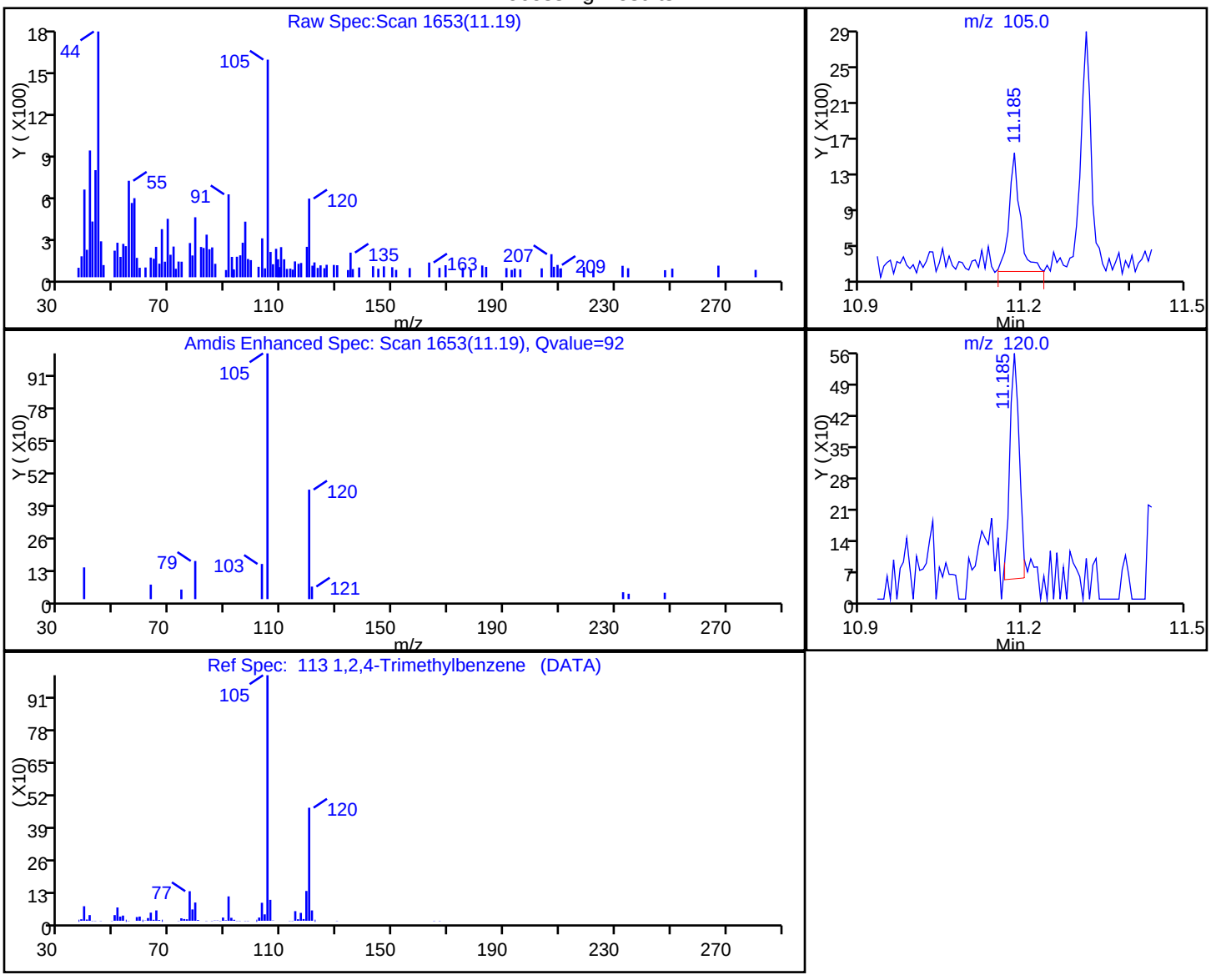

RT	Mass	Response	Amount
11.19	105.00	1871	0.108120
11.19	120.00	623	

Reviewer: delpolitov, 29-Jan-2018 15:47:04
Audit Action: Marked Compound Undetected Audit Reason: Invalid Compound ID

User Disabled Compound Report

TestAmerica Edison

Data File: \\ChromNA\Edison\ChromData\CVOAMS11\20180126-66625.b\N62522.D
Injection Date: 26-Jan-2018 10:56:30 Instrument ID: CVOAMS11
Lims ID: STD7
Client ID:
Operator ID: ALS Bottle#: 1 Worklist Smp#: 2
Purge Vol: 5.000 mL Dil. Factor: 1.0000
Method: 8260W_11 Limit Group: VOA - 8260C DKQP Water and Solid
Column: Rtx-624 (0.25 mm) Detector MS SCAN

125 1,2-Dibromo-3-Chloropropane, CAS: 96-12-8

Processing Results

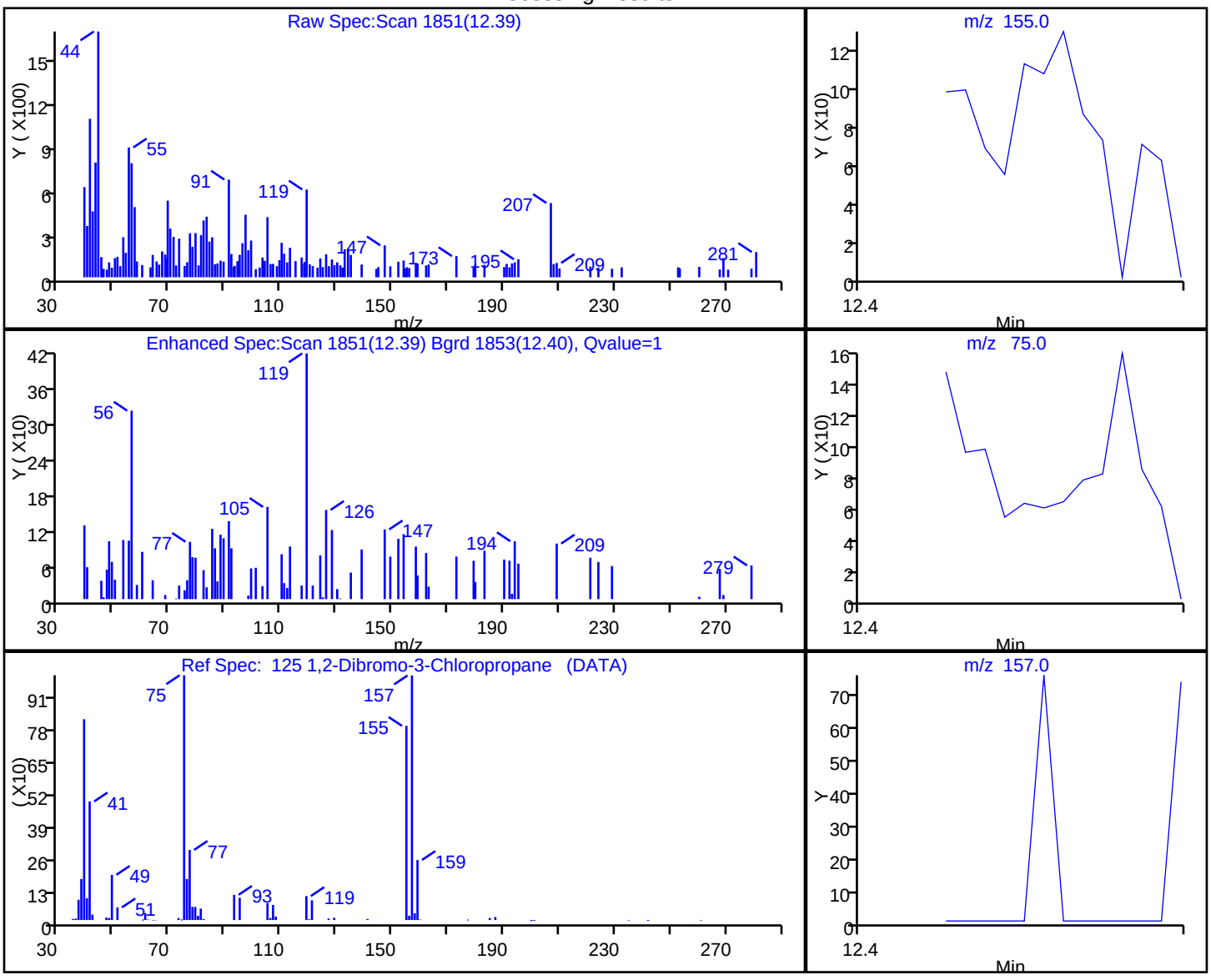

RT	Mass	Response	Amount
12.39	155.00	45	0.094952
12.38	75.00	72	
12.38	157.00	37	

Reviewer: delpolitov, 29-Jan-2018 15:47:04
Audit Action: Marked Compound Undetected Audit Reason: Invalid Compound ID

User Disabled Compound Report

TestAmerica Edison

Data File: \\ChromNA\Edison\ChromData\CVOAMS11\20180126-66625.b\N62522.D
Injection Date: 26-Jan-2018 10:56:30 Instrument ID: CVOAMS11
Lims ID: STD7
Client ID:
Operator ID: ALS Bottle#: 1 Worklist Smp#: 2
Purge Vol: 5.000 mL Dil. Factor: 1.0000
Method: 8260W_11 Limit Group: VOA - 8260C DKQP Water and Solid
Column: Rtx-624 (0.25 mm) Detector MS SCAN

14 1,2-Dichloro-1,1,2-trifluoroethane, CAS: 354-23-4

Processing Results

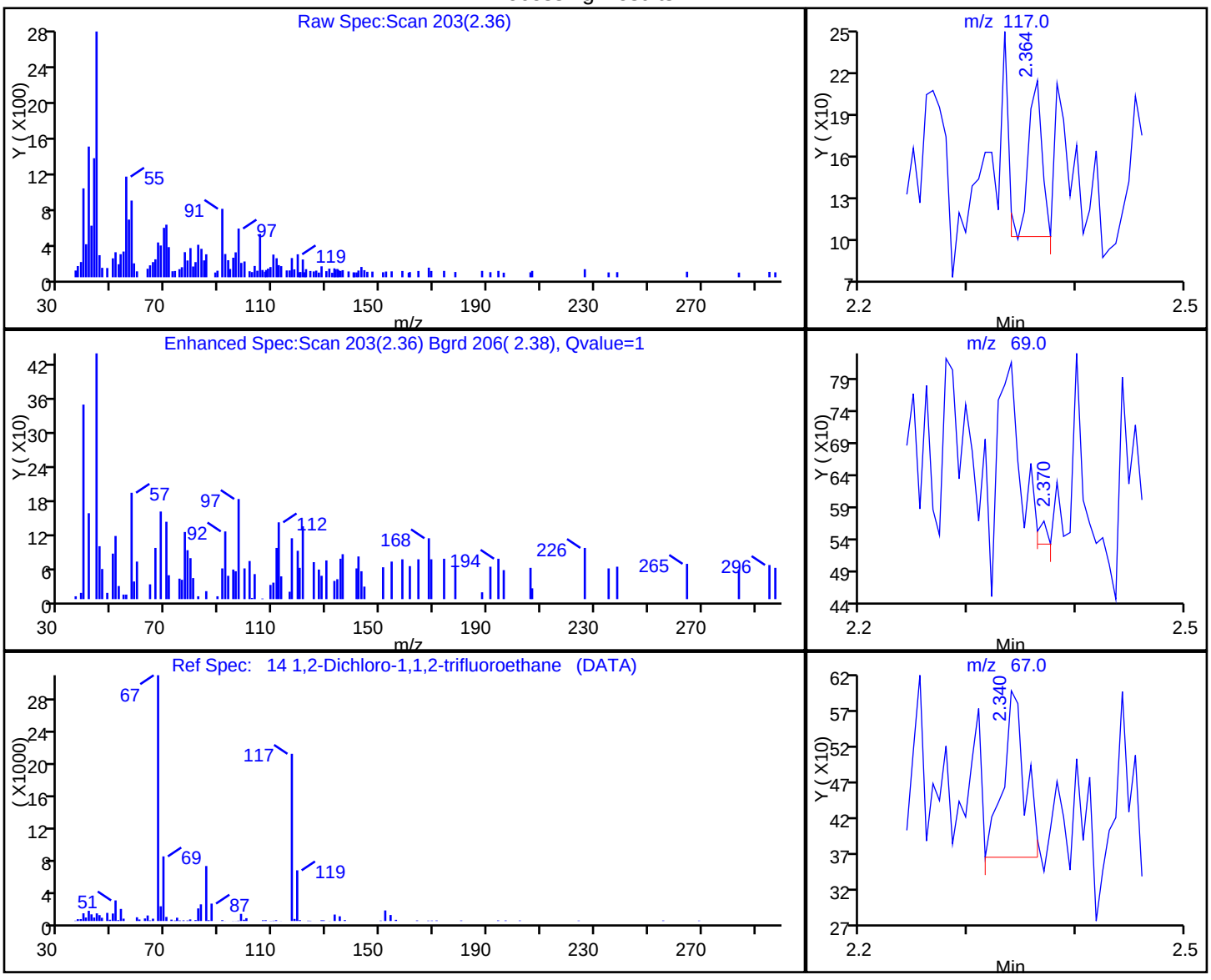

RT	Mass	Response	Amount
2.36	117.00	100	0.026666
2.37	69.00	20	
2.34	67.00	328	
2.36	119.00	105	

Reviewer: delpolitov, 29-Jan-2018 15:47:04
Audit Action: Marked Compound Undetected Audit Reason: Invalid Compound ID

User Disabled Compound Report

TestAmerica Edison

Data File: \\ChromNA\Edison\ChromData\CVOAMS11\20180126-66625.b\N62522.D
Injection Date: 26-Jan-2018 10:56:30 Instrument ID: CVOAMS11
Lims ID: STD7
Client ID:
Operator ID: ALS Bottle#: 1 Worklist Smp#: 2
Purge Vol: 5.000 mL Dil. Factor: 1.0000
Method: 8260W_11 Limit Group: VOA - 8260C DKQP Water and Solid
Column: Rtx-624 (0.25 mm) Detector MS SCAN

123 1,2-Dichlorobenzene, CAS: 95-50-1

Processing Results

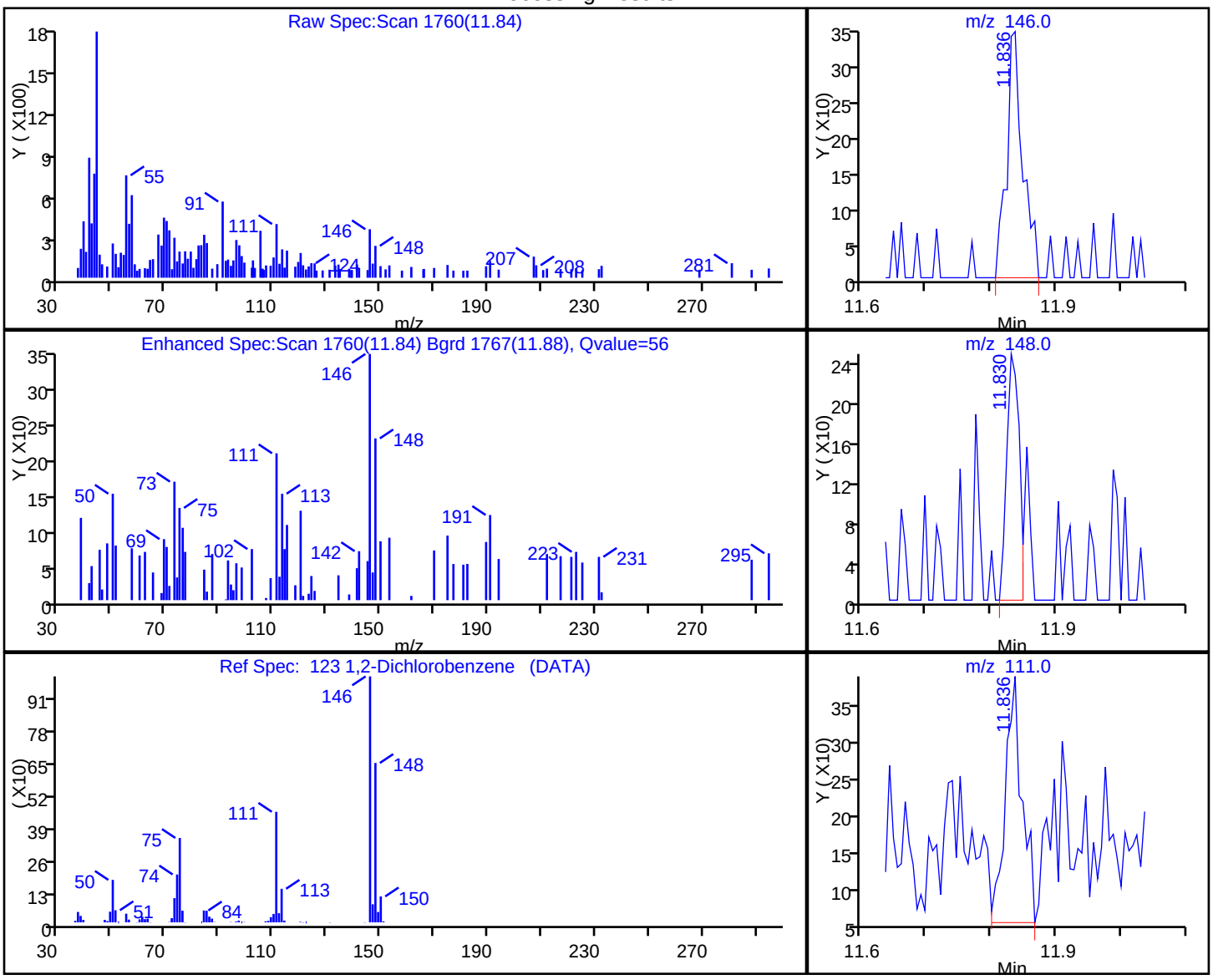

RT	Mass	Response	Amount
11.84	146.00	601	0.072689
11.83	148.00	339	
11.84	111.00	588	

Reviewer: delpolitov, 29-Jan-2018 15:47:04
Audit Action: Marked Compound Undetected Audit Reason: Invalid Compound ID

User Disabled Compound Report

TestAmerica Edison

Data File: \\ChromNA\Edison\ChromData\CVOAMS11\20180126-66625.b\N62522.D
Injection Date: 26-Jan-2018 10:56:30 Instrument ID: CVOAMS11
Lims ID: STD7
Client ID:
Operator ID: ALS Bottle#: 1 Worklist Smp#: 2
Purge Vol: 5.000 mL Dil. Factor: 1.0000
Method: 8260W_11 Limit Group: VOA - 8260C DKQP Water and Solid
Column: Rtx-624 (0.25 mm) Detector MS SCAN

60 1,2-Dichloroethane, CAS: 107-06-2

Processing Results

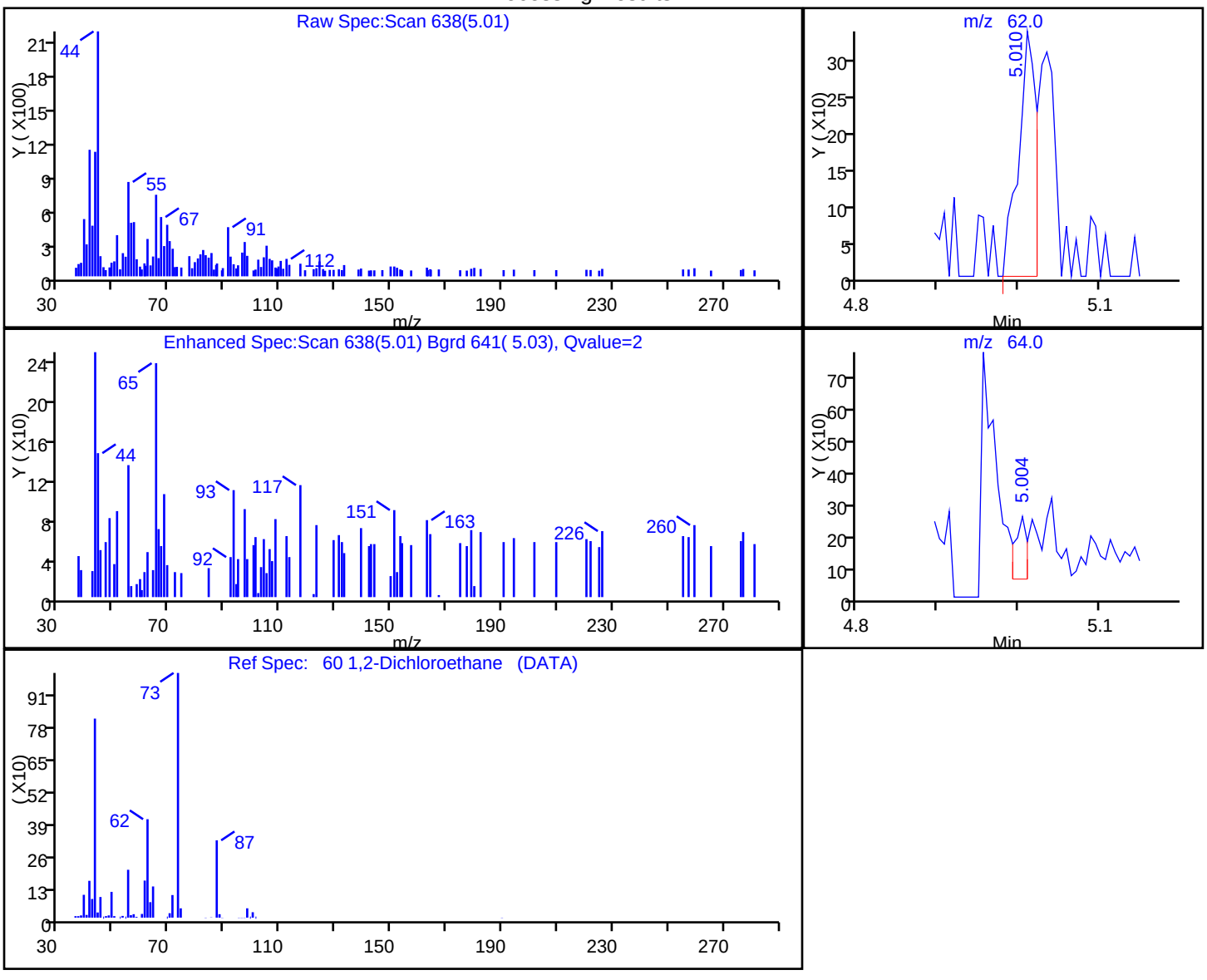

RT	Mass	Response	Amount
5.01	62.00	505	0.101739
5.00	64.00	204	

Reviewer: delpolitov, 29-Jan-2018 15:47:04
Audit Action: Marked Compound Undetected Audit Reason: Invalid Compound ID

User Disabled Compound Report

TestAmerica Edison

Data File: \\ChromNA\Edison\ChromData\CVOAMS11\20180126-66625.b\N62522.D
Injection Date: 26-Jan-2018 10:56:30 Instrument ID: CVOAMS11
Lims ID: STD7
Client ID:
Operator ID: ALS Bottle#: 1 Worklist Smp#: 2
Purge Vol: 5.000 mL Dil. Factor: 1.0000
Method: 8260W_11 Limit Group: VOA - 8260C DKQP Water and Solid
Column: Rtx-624 (0.25 mm) Detector MS SCAN

67 1,2-Dichloropropane, CAS: 78-87-5

Processing Results

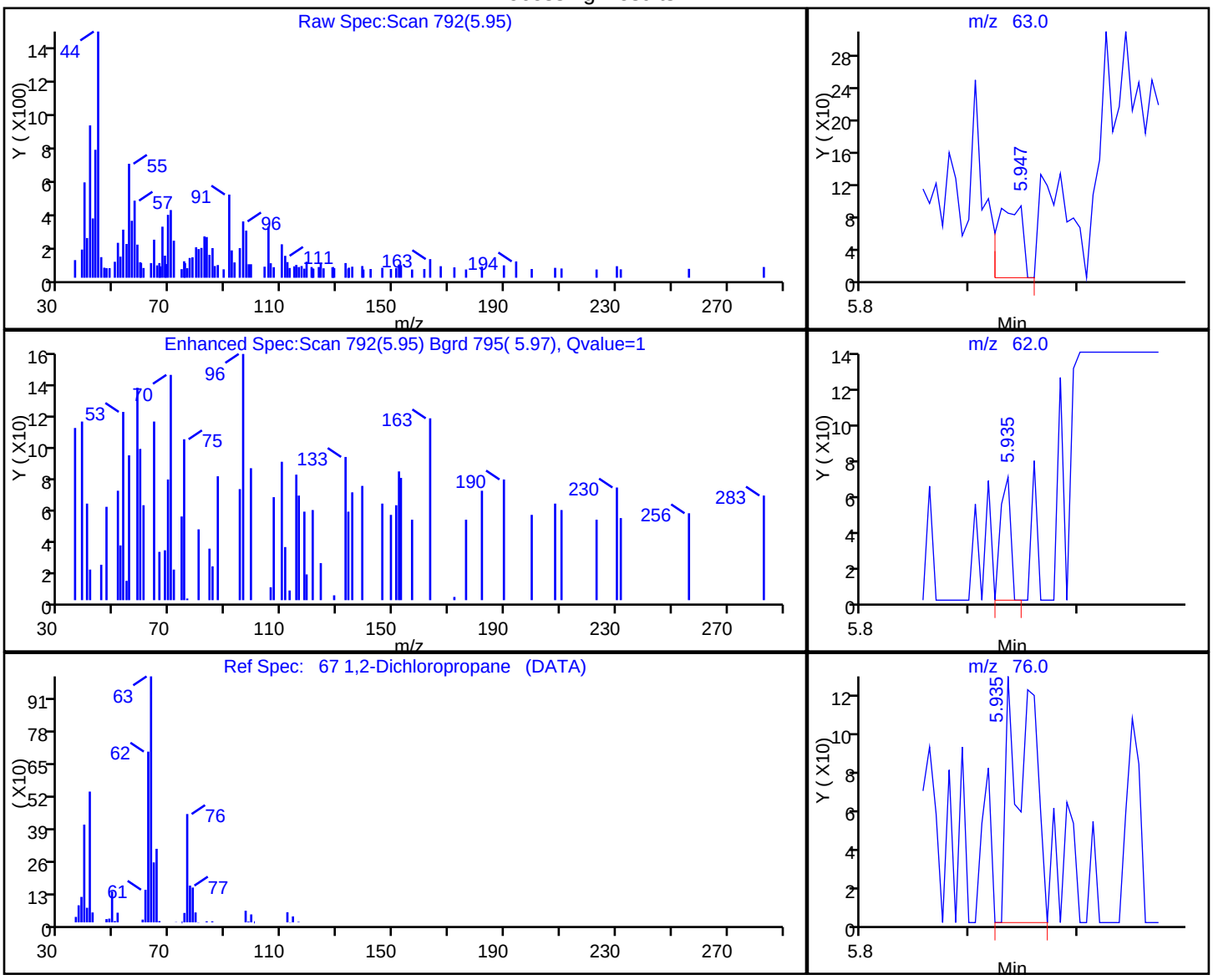

RT	Mass	Response	Amount
5.95	63.00	142	0.034512
5.94	62.00	44	
5.94	76.00	200	
5.97	112.00	0	

Reviewer: delpolitov, 29-Jan-2018 15:47:04
Audit Action: Marked Compound Undetected Audit Reason: Invalid Compound ID

User Disabled Compound Report

TestAmerica Edison

Data File: \\ChromNA\Edison\ChromData\CVOAMS11\20180126-66625.b\N62522.D
Injection Date: 26-Jan-2018 10:56:30 Instrument ID: CVOAMS11
Lims ID: STD7
Client ID:
Operator ID: ALS Bottle#: 1 Worklist Smp#: 2
Purge Vol: 5.000 mL Dil. Factor: 1.0000
Method: 8260W_11 Limit Group: VOA - 8260C DKQP Water and Solid
Column: Rtx-624 (0.25 mm) Detector MS SCAN

126 1,3,5-Trichlorobenzene, CAS: 108-70-3

Processing Results

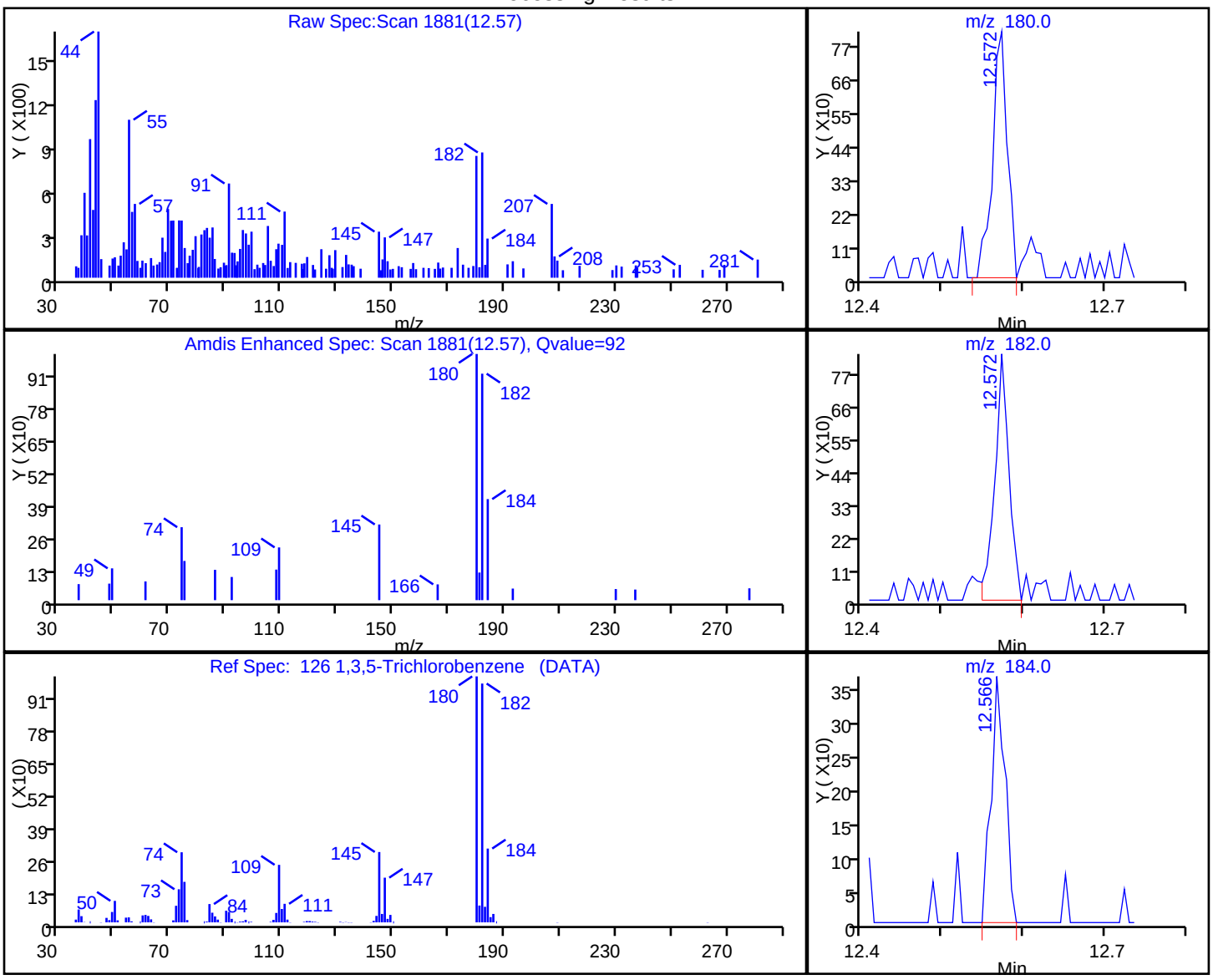

RT	Mass	Response	Amount
12.57	180.00	1035	0.163599
12.57	182.00	1020	
12.57	184.00	442	

Reviewer: delpolitov, 29-Jan-2018 15:47:04
Audit Action: Marked Compound Undetected Audit Reason: Invalid Compound ID

User Disabled Compound Report

TestAmerica Edison

Data File: \\ChromNA\Edison\ChromData\CVOAMS11\20180126-66625.b\N62522.D
Injection Date: 26-Jan-2018 10:56:30 Instrument ID: CVOAMS11
Lims ID: STD7
Client ID:
Operator ID: ALS Bottle#: 1 Worklist Smp#: 2
Purge Vol: 5.000 mL Dil. Factor: 1.0000
Method: 8260W_11 Limit Group: VOA - 8260C DKQP Water and Solid
Column: Rtx-624 (0.25 mm) Detector MS SCAN

109 1,3,5-Trimethylbenzene, CAS: 108-67-8

Processing Results

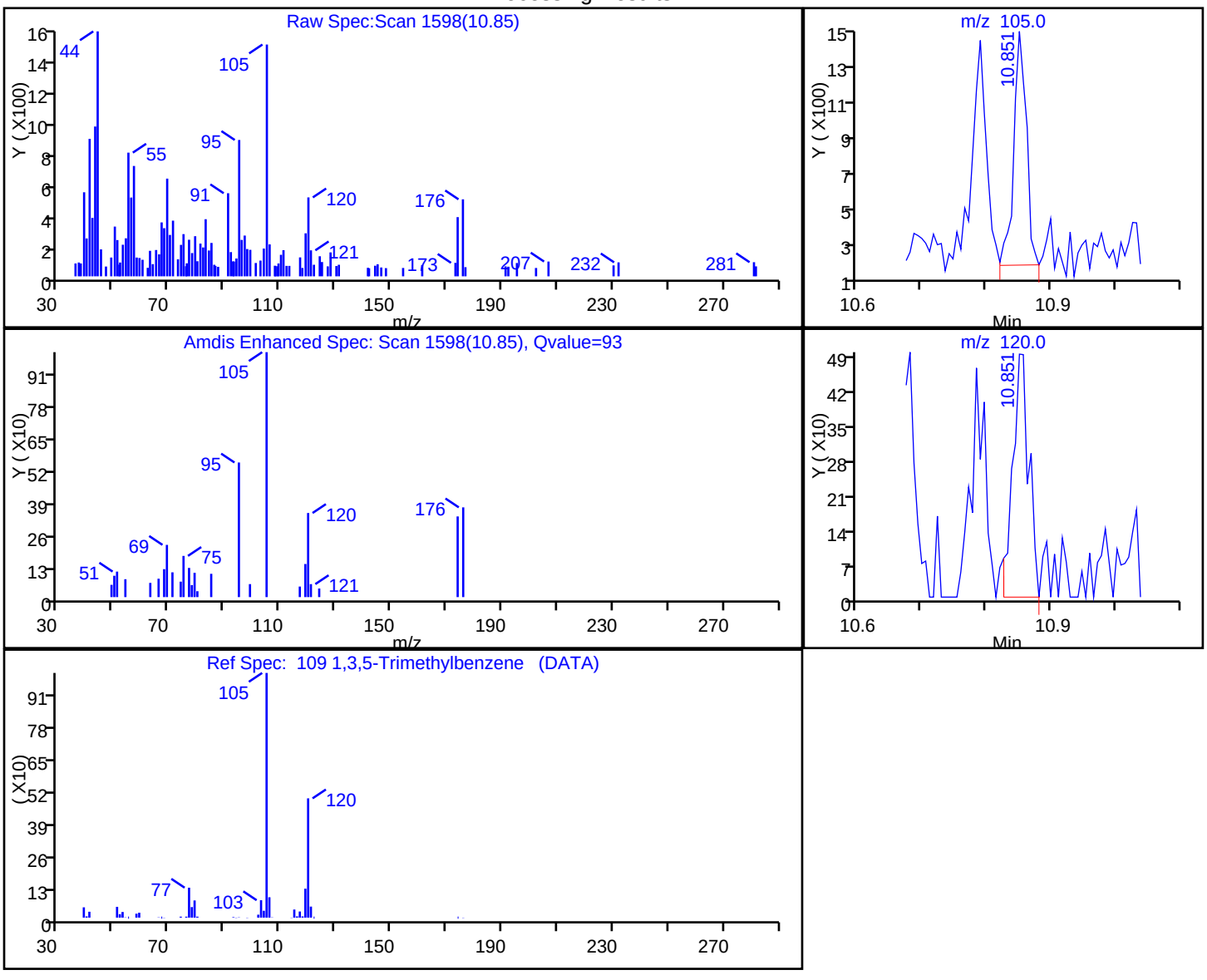

RT	Mass	Response	Amount
10.85	105.00	1653	0.098301
10.85	120.00	855	

Reviewer: delpolitov, 29-Jan-2018 15:47:04
Audit Action: Marked Compound Undetected Audit Reason: Invalid Compound ID

User Disabled Compound Report

TestAmerica Edison

Data File: \\ChromNA\Edison\ChromData\CVOAMS11\20180126-66625.b\N62522.D
Injection Date: 26-Jan-2018 10:56:30 Instrument ID: CVOAMS11
Lims ID: STD7
Client ID:
Operator ID: ALS Bottle#: 1 Worklist Smp#: 2
Purge Vol: 5.000 mL Dil. Factor: 1.0000
Method: 8260W_11 Limit Group: VOA - 8260C DKQP Water and Solid
Column: Rtx-624 (0.25 mm) Detector MS SCAN

116 1,3-Dichlorobenzene, CAS: 541-73-1

Processing Results

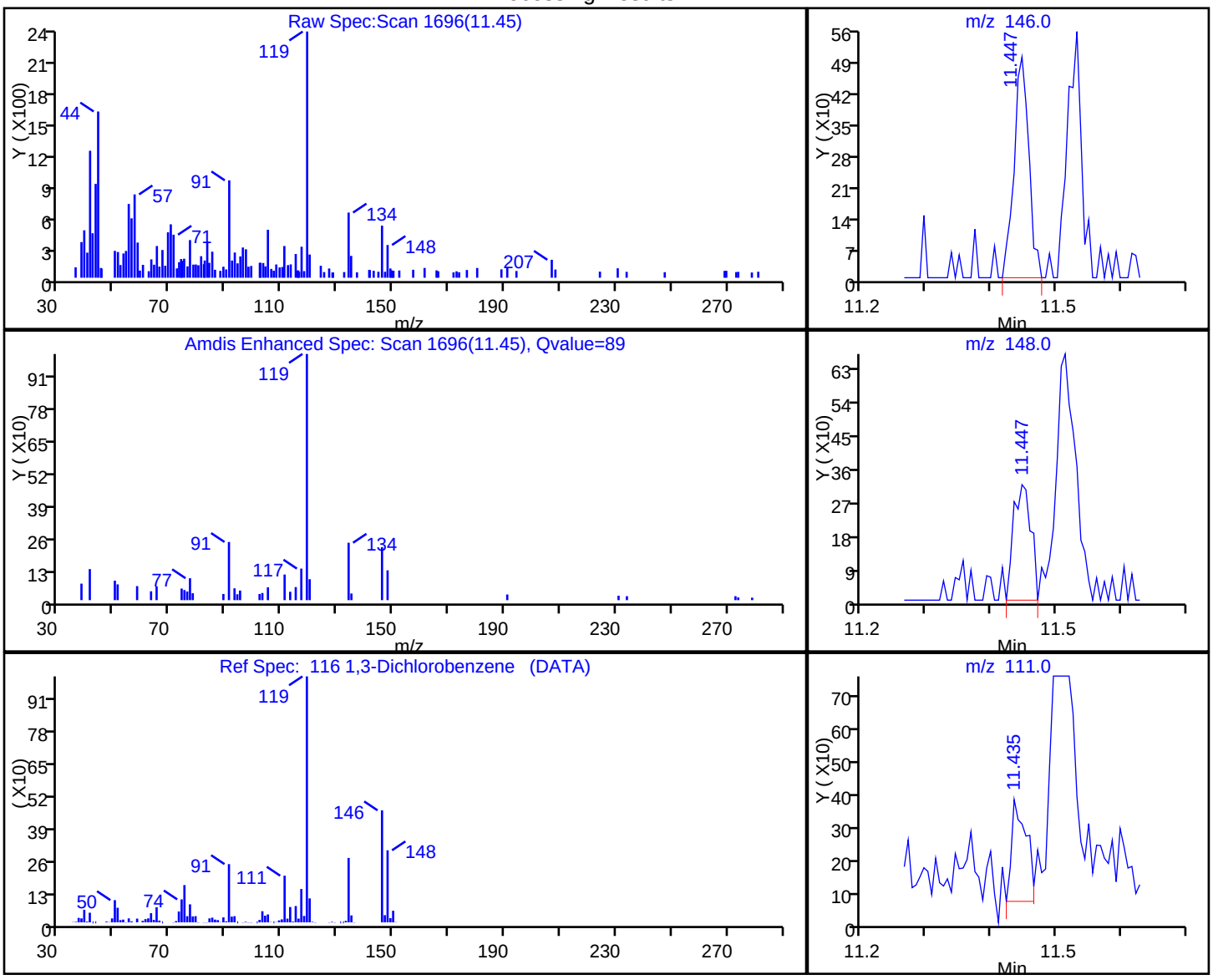

RT	Mass	Response	Amount
11.45	146.00	789	0.094348
11.45	148.00	581	
11.43	111.00	493	

Reviewer: delpolitov, 29-Jan-2018 15:47:04
Audit Action: Marked Compound Undetected Audit Reason: Invalid Compound ID

User Disabled Compound Report

TestAmerica Edison

Data File: \\ChromNA\Edison\ChromData\CVOAMS11\20180126-66625.b\N62522.D
Injection Date: 26-Jan-2018 10:56:30 Instrument ID: CVOAMS11
Lims ID: STD7
Client ID:
Operator ID: ALS Bottle#: 1 Worklist Smp#: 2
Purge Vol: 5.000 mL Dil. Factor: 1.0000
Method: 8260W_11 Limit Group: VOA - 8260C DKQP Water and Solid
Column: Rtx-624 (0.25 mm) Detector MS SCAN

85 1,3-Dichloropropane, CAS: 142-28-9

Processing Results

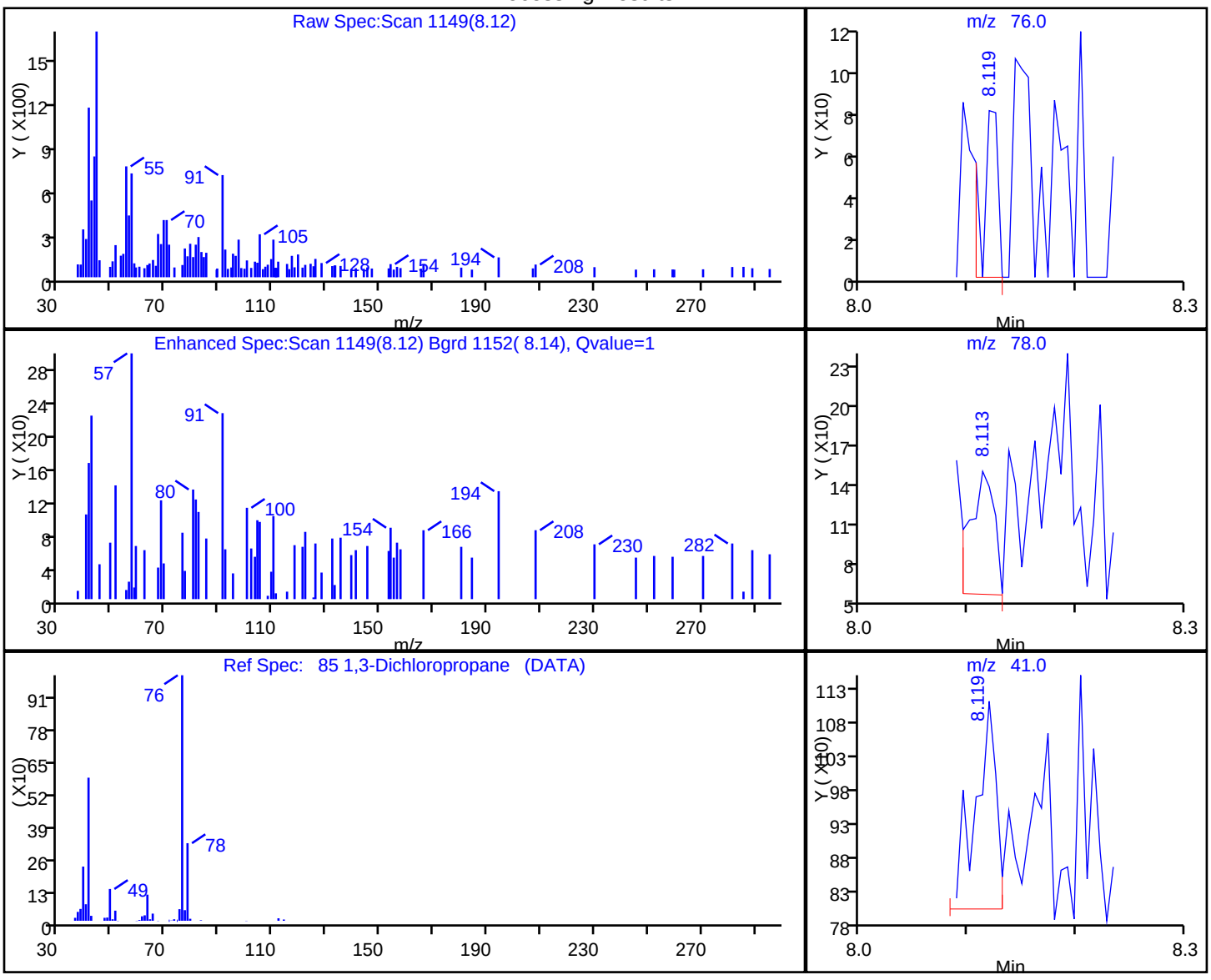

RT	Mass	Response	Amount
8.12	76.00	78	0.014219
8.11	78.00	138	
8.12	41.00	420	

Reviewer: delpolitov, 29-Jan-2018 15:47:04
Audit Action: Marked Compound Undetected Audit Reason: Invalid Compound ID

User Disabled Compound Report

TestAmerica Edison

Data File: \\ChromNA\Edison\ChromData\CVOAMS11\20180126-66625.b\N62522.D
Injection Date: 26-Jan-2018 10:56:30 Instrument ID: CVOAMS11
Lims ID: STD7
Client ID:
Operator ID: ALS Bottle#: 1 Worklist Smp#: 2
Purge Vol: 5.000 mL Dil. Factor: 1.0000
Method: 8260W_11 Limit Group: VOA - 8260C DKQP Water and Solid
Column: Rtx-624 (0.25 mm) Detector MS SCAN

118 1,4-Dichlorobenzene, CAS: 106-46-7

Processing Results

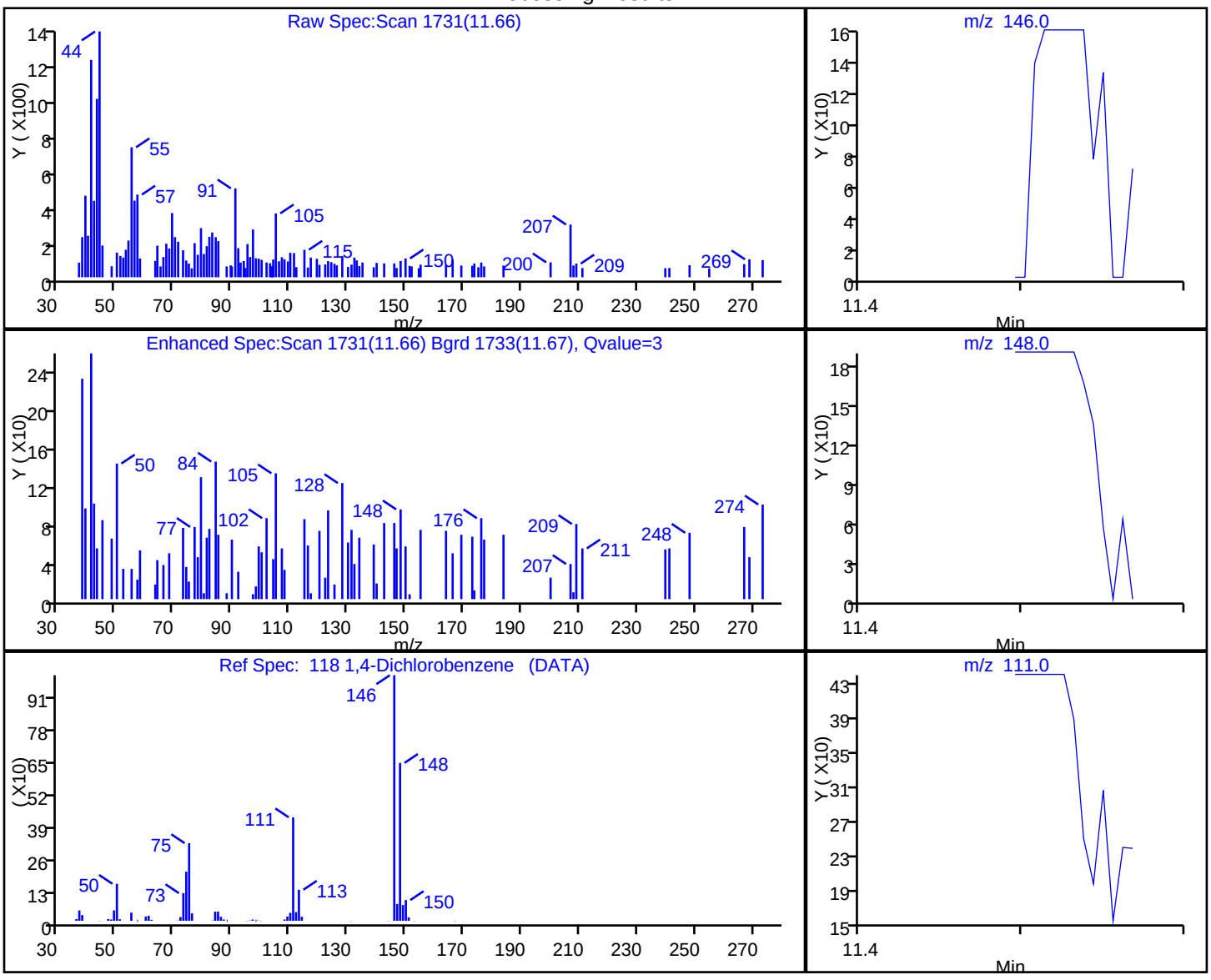

RT	Mass	Response	Amount
11.66	146.00	28	0.003041
11.66	148.00	54	
11.67	111.00	161	

Reviewer: delpolitov, 29-Jan-2018 15:47:04
Audit Action: Marked Compound Undetected Audit Reason: Invalid Compound ID

User Disabled Compound Report

TestAmerica Edison

Data File: \\ChromNA\Edison\ChromData\CVOAMS11\20180126-66625.b\N62522.D
Injection Date: 26-Jan-2018 10:56:30 Instrument ID: CVOAMS11
Lims ID: STD7
Client ID:
Operator ID: ALS Bottle#: 1 Worklist Smp#: 2
Purge Vol: 5.000 mL Dil. Factor: 1.0000
Method: 8260W_11 Limit Group: VOA - 8260C DKQP Water and Solid
Column: Rtx-624 (0.25 mm) Detector MS SCAN

70 1,4-Dioxane, CAS: 123-91-1

Processing Results

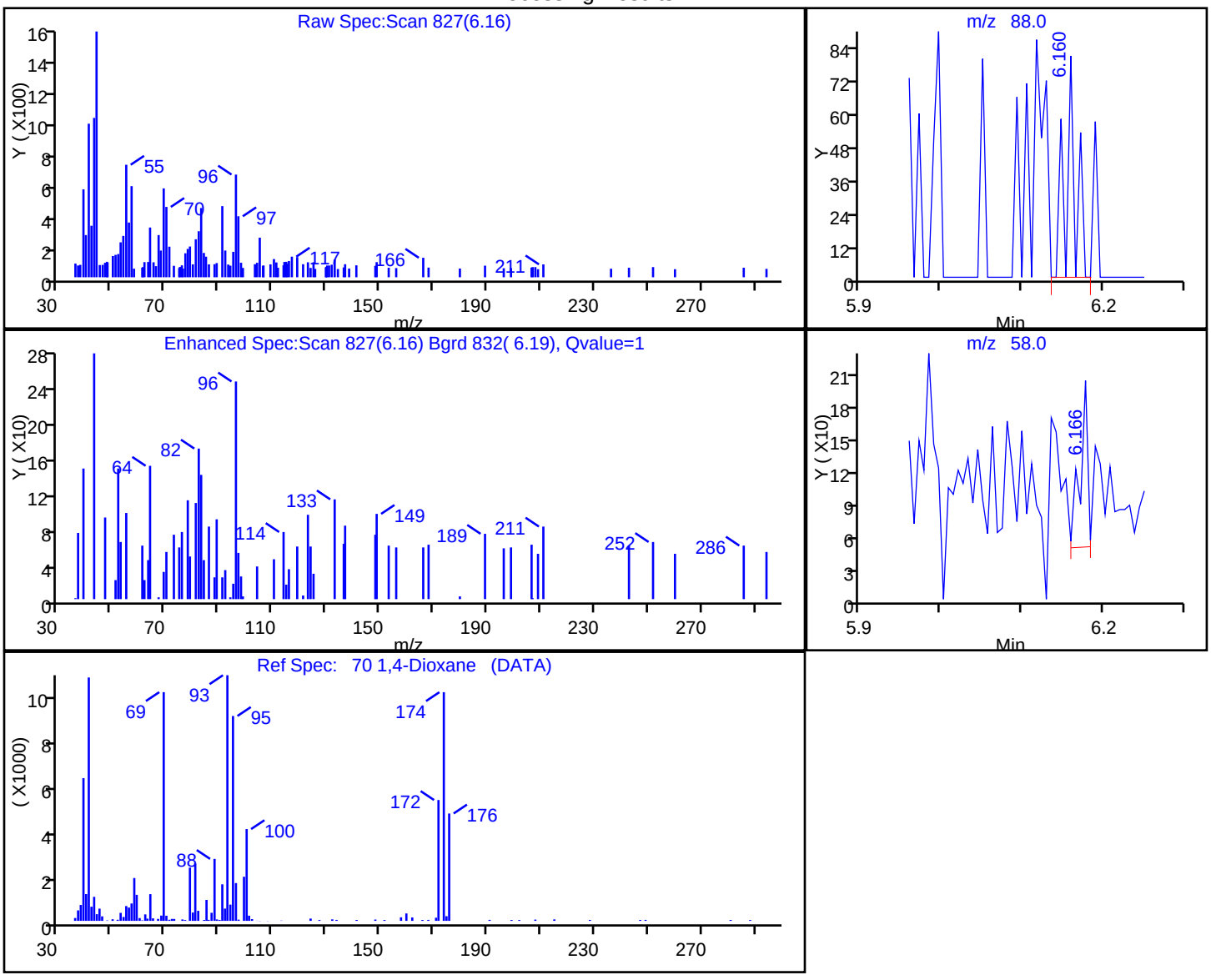

RT	Mass	Response	Amount
6.16	88.00	70	3.786689
6.17	58.00	101	

Reviewer: delpolitov, 29-Jan-2018 15:47:04
Audit Action: Marked Compound Undetected Audit Reason: Invalid Compound ID

User Disabled Compound Report

TestAmerica Edison

Data File: \\ChromNA\Edison\ChromData\CVOAMS11\20180126-66625.b\N62522.D
Injection Date: 26-Jan-2018 10:56:30 Instrument ID: CVOAMS11
Lims ID: STD7
Client ID:
Operator ID: ALS Bottle#: 1 Worklist Smp#: 2
Purge Vol: 5.000 mL Dil. Factor: 1.0000
Method: 8260W_11 Limit Group: VOA - 8260C DKQP Water and Solid
Column: Rtx-624 (0.25 mm) Detector MS SCAN

38 2,2-Dichloropropane, CAS: 594-20-7

Processing Results

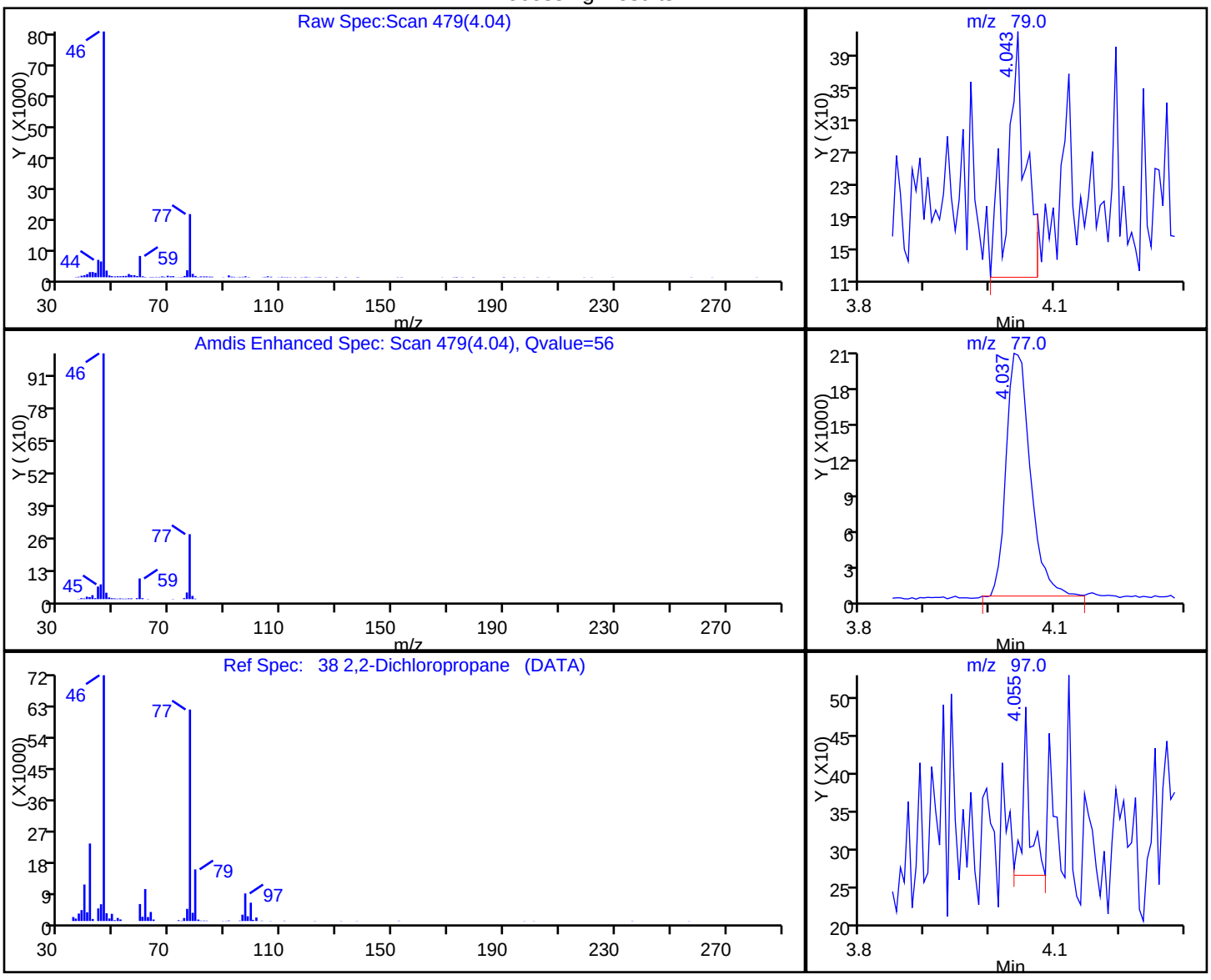

RT	Mass	Response	Amount
4.04	79.00	589	0.240478
4.04	77.00	54102	
4.06	97.00	164	

Reviewer: delpolitov, 29-Jan-2018 15:47:04
Audit Action: Marked Compound Undetected Audit Reason: Invalid Compound ID

User Disabled Compound Report

TestAmerica Edison

Data File: \\ChromNA\Edison\ChromData\CVOAMS11\20180126-66625.b\N62522.D
Injection Date: 26-Jan-2018 10:56:30 Instrument ID: CVOAMS11
Lims ID: STD7
Client ID:
Operator ID: ALS Bottle#: 1 Worklist Smp#: 2
Purge Vol: 5.000 mL Dil. Factor: 1.0000
Method: 8260W_11 Limit Group: VOA - 8260C DKQP Water and Solid
Column: Rtx-624 (0.25 mm) Detector MS SCAN

120 2,3-Dihydroindene, CAS: 496-11-7

Processing Results

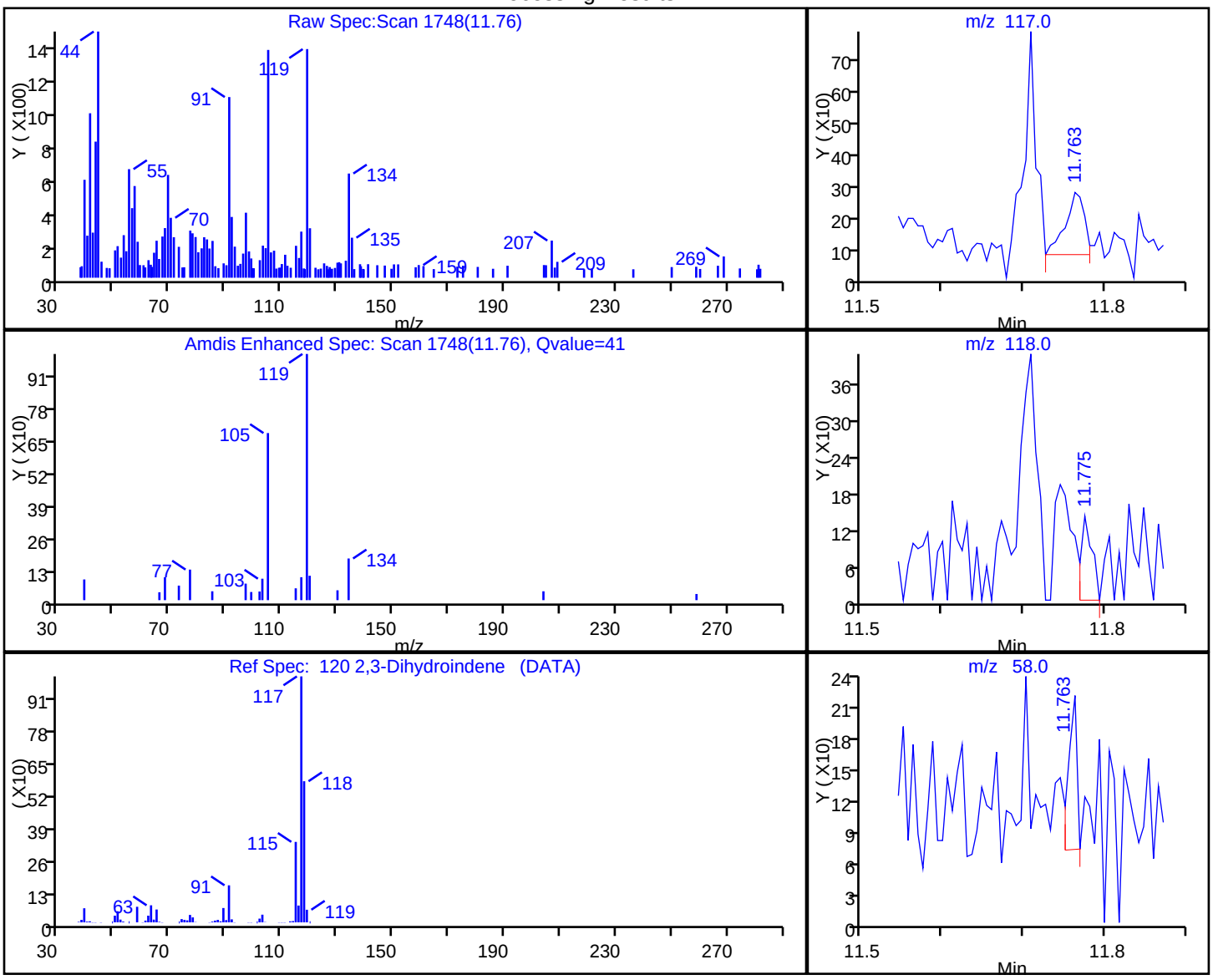

RT	Mass	Response	Amount
11.76	117.00	326	0.019696
11.78	118.00	133	
11.76	58.00	103	

Reviewer: delpolitov, 29-Jan-2018 15:47:04
Audit Action: Marked Compound Undetected Audit Reason: Invalid Compound ID

User Disabled Compound Report

TestAmerica Edison

Data File: \\ChromNA\Edison\ChromData\CVOAMS11\20180126-66625.b\N62522.D
Injection Date: 26-Jan-2018 10:56:30 Instrument ID: CVOAMS11
Lims ID: STD7
Client ID:
Operator ID: ALS Bottle#: 1 Worklist Smp#: 2
Purge Vol: 5.000 mL Dil. Factor: 1.0000
Method: 8260W_11 Limit Group: VOA - 8260C DKQP Water and Solid
Column: Rtx-624 (0.25 mm) Detector MS SCAN

41 2-Butanone (MEK), CAS: 78-93-3

Processing Results

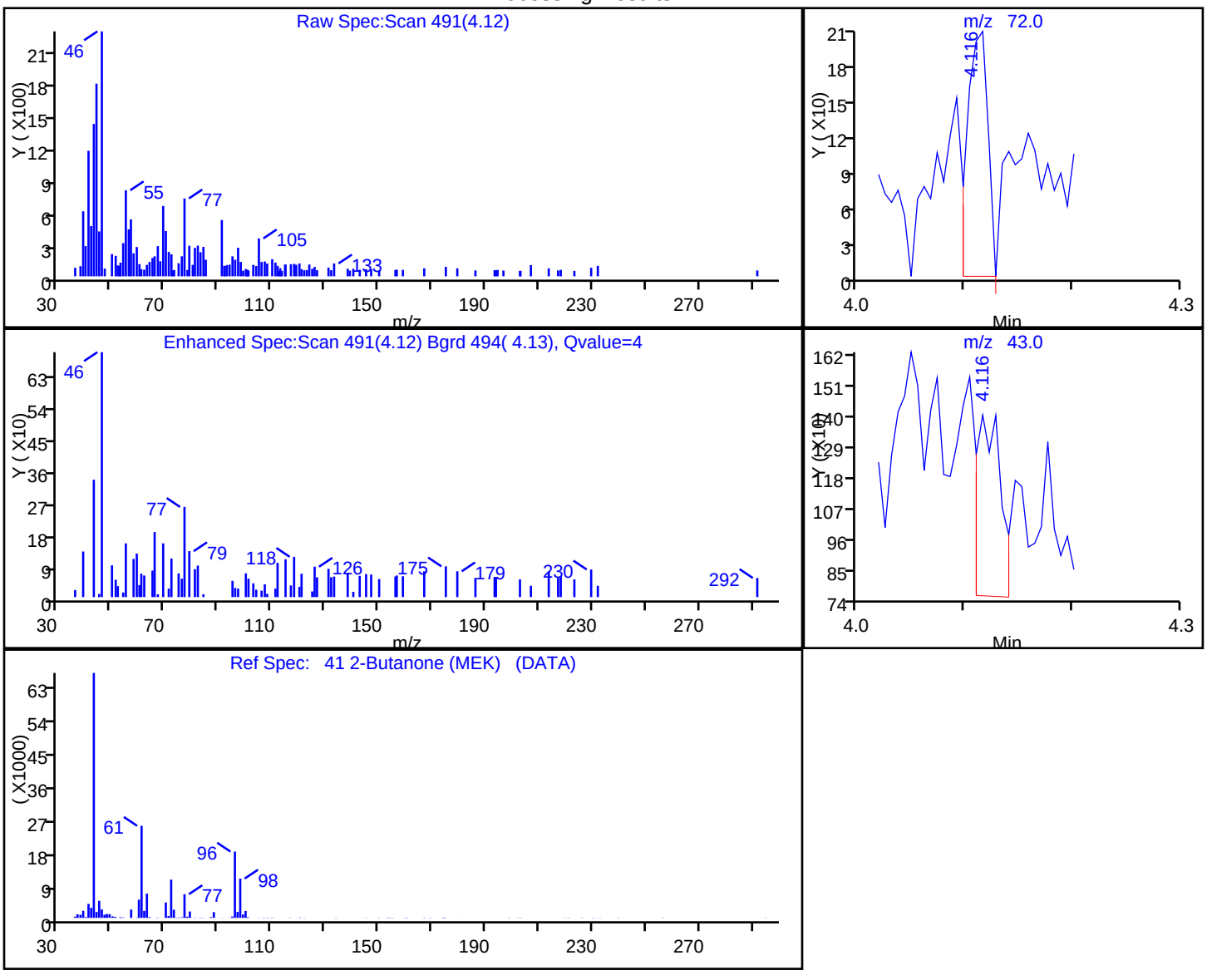

RT	Mass	Response	Amount
4.12	72.00	268	0.882260
4.12	43.00	1042	

Reviewer: delpolitov, 29-Jan-2018 15:47:04
Audit Action: Marked Compound Undetected Audit Reason: Invalid Compound ID

User Disabled Compound Report

TestAmerica Edison

Data File: \\ChromNA\Edison\ChromData\CVOAMS11\20180126-66625.b\N62522.D
Injection Date: 26-Jan-2018 10:56:30 Instrument ID: CVOAMS11
Lims ID: STD7
Client ID:
Operator ID: ALS Bottle#: 1 Worklist Smp#: 2
Purge Vol: 5.000 mL Dil. Factor: 1.0000
Method: 8260W_11 Limit Group: VOA - 8260C DKQP Water and Solid
Column: Rtx-624 (0.25 mm) Detector MS SCAN

36 2-Chloro-1,3-butadiene, CAS: 126-99-8

Processing Results

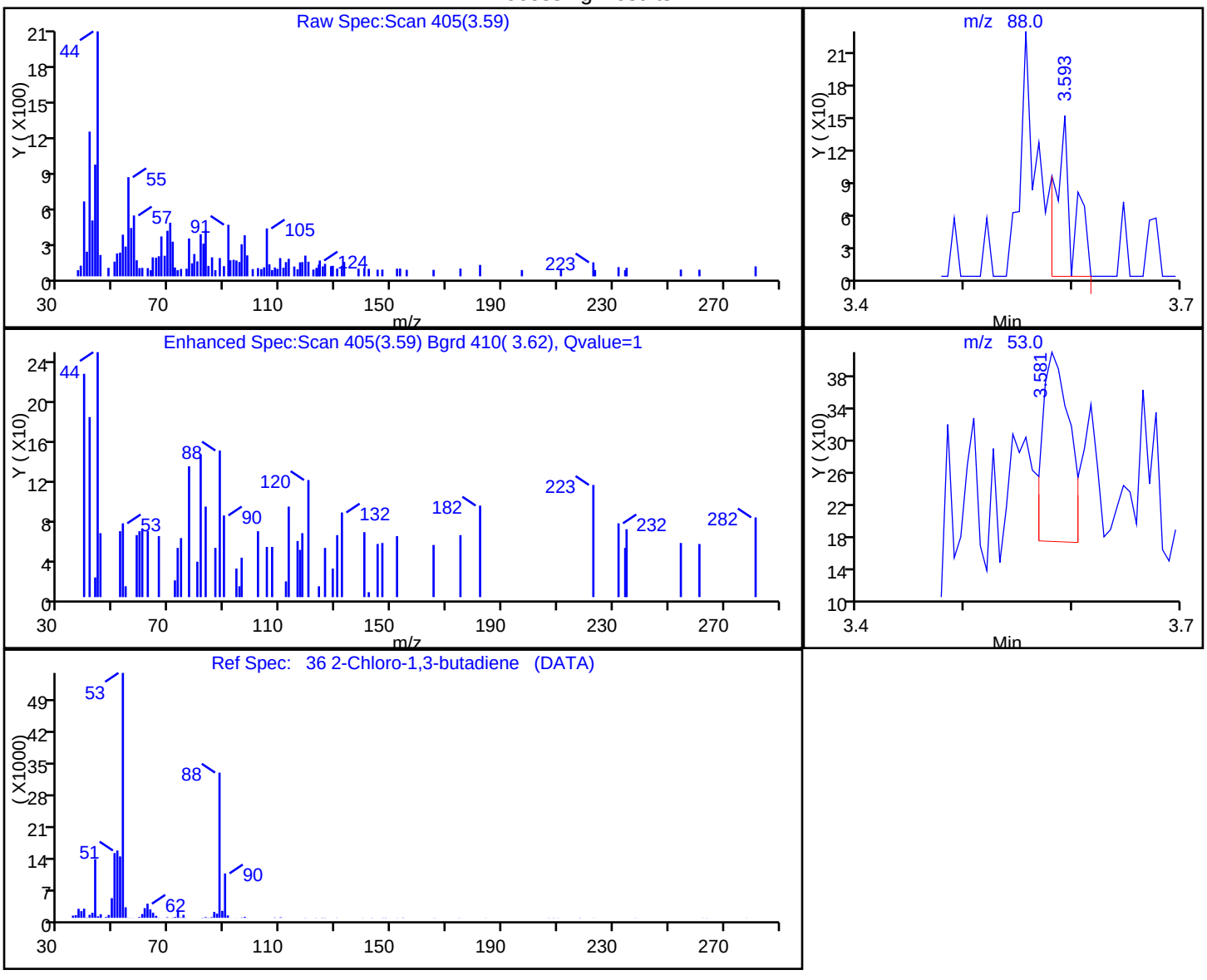

RT	Mass	Response	Amount
3.59	88.00	166	0.045205
3.58	53.00	410	

Reviewer: delpolitov, 29-Jan-2018 15:47:04
Audit Action: Marked Compound Undetected Audit Reason: Invalid Compound ID

User Disabled Compound Report

TestAmerica Edison

Data File: \\ChromNA\Edison\ChromData\CVOAMS11\20180126-66625.b\N62522.D
Injection Date: 26-Jan-2018 10:56:30 Instrument ID: CVOAMS11
Lims ID: STD7
Client ID:
Operator ID: ALS Bottle#: 1 Worklist Smp#: 2
Purge Vol: 5.000 mL Dil. Factor: 1.0000
Method: 8260W_11 Limit Group: VOA - 8260C DKQP Water and Solid
Column: Rtx-624 (0.25 mm) Detector MS SCAN

75 2-Chloroethyl vinyl ether, CAS: 110-75-8

Processing Results

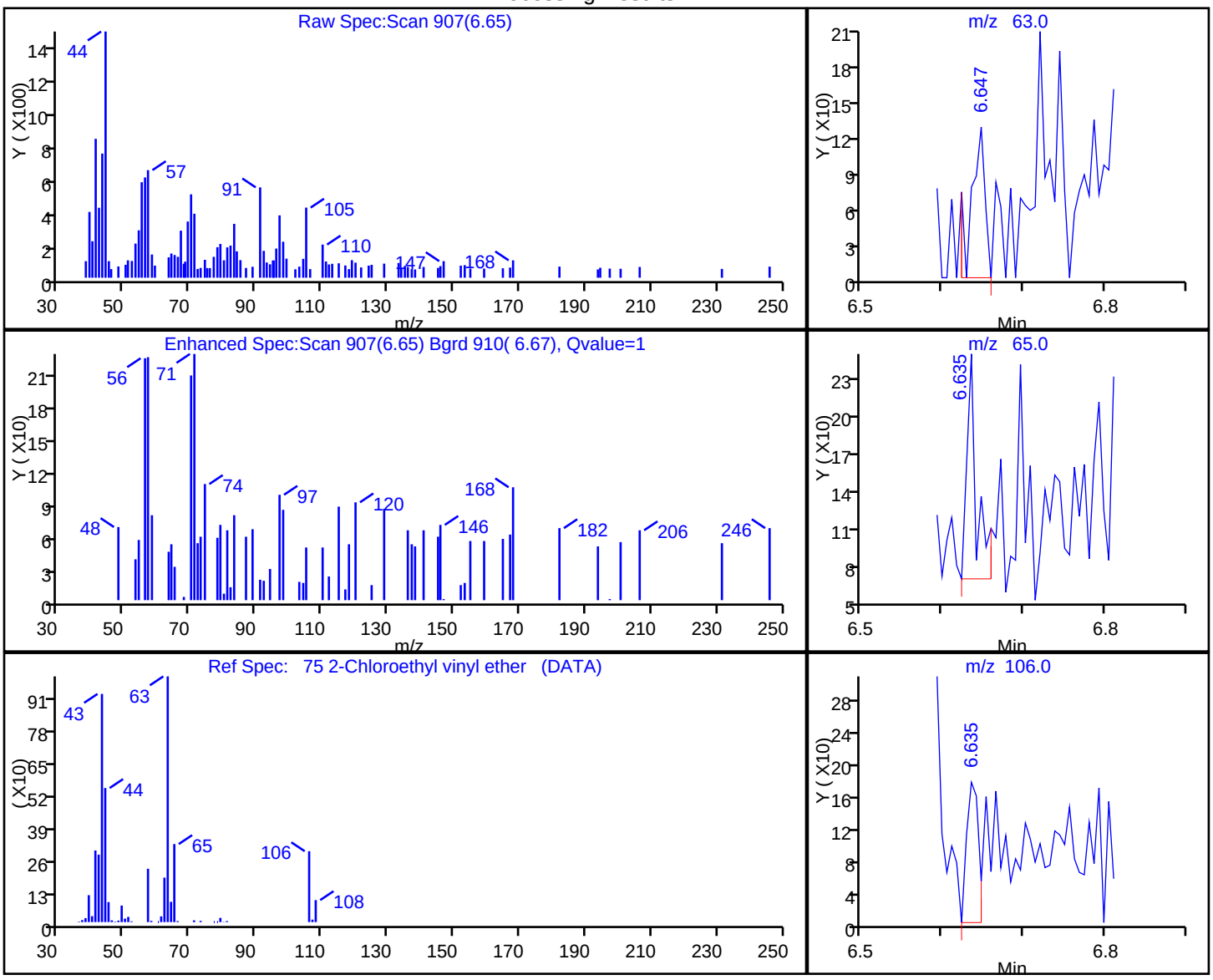

RT	Mass	Response	Amount
6.65	63.00	147	0.071795
6.63	65.00	143	
6.63	106.00	181	

Reviewer: delpolitov, 29-Jan-2018 15:47:04
Audit Action: Marked Compound Undetected Audit Reason: Invalid Compound ID

User Disabled Compound Report

TestAmerica Edison

Data File: \\ChromNA\Edison\ChromData\CVOAMS11\20180126-66625.b\N62522.D
Injection Date: 26-Jan-2018 10:56:30 Instrument ID: CVOAMS11
Lims ID: STD7
Client ID:
Operator ID: ALS Bottle#: 1 Worklist Smp#: 2
Purge Vol: 5.000 mL Dil. Factor: 1.0000
Method: 8260W_11 Limit Group: VOA - 8260C DKQP Water and Solid
Column: Rtx-624 (0.25 mm) Detector MS SCAN

107 2-Chlorotoluene, CAS: 95-49-8

Processing Results

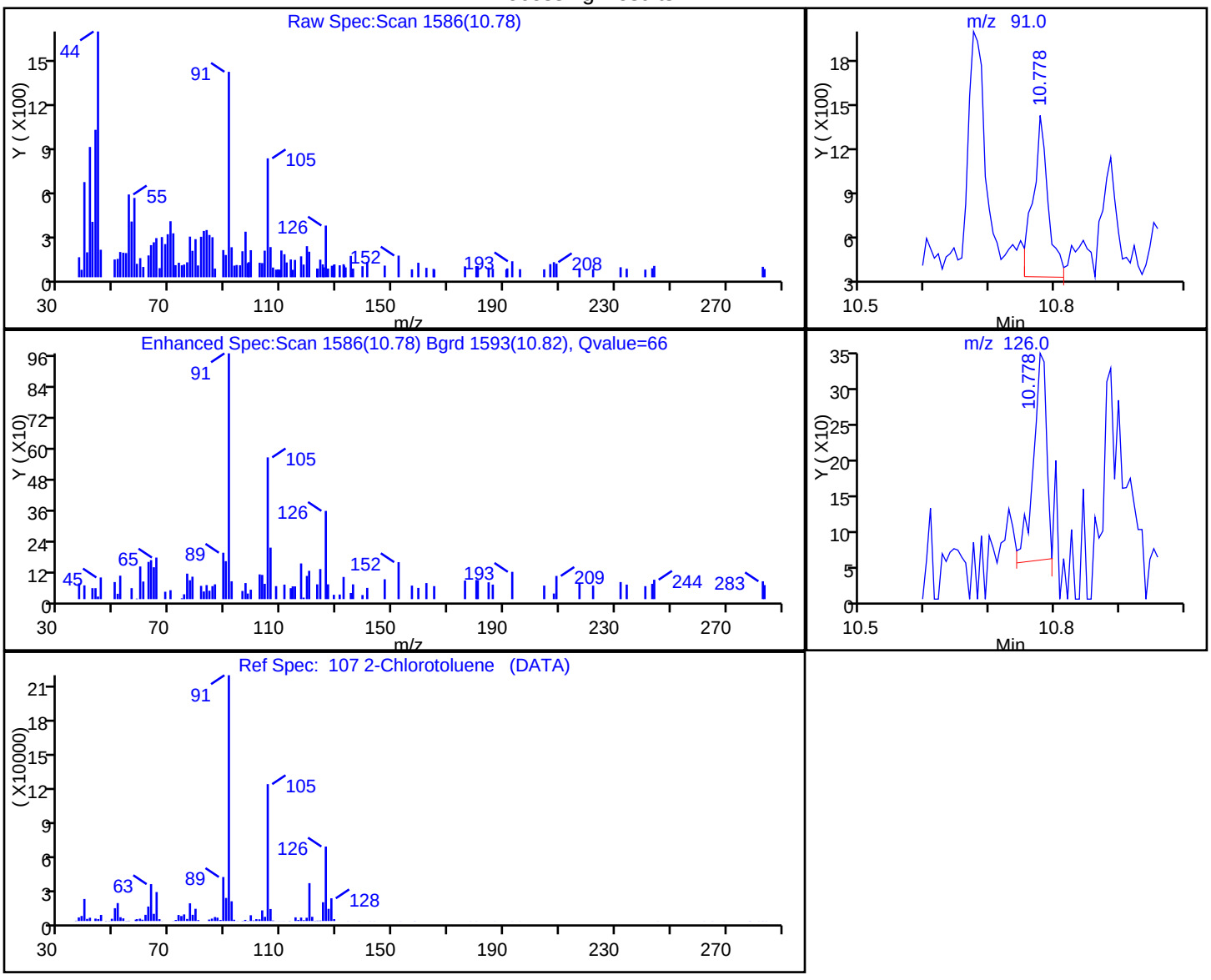

RT	Mass	Response	Amount
10.78	91.00	1686	0.107118
10.78	126.00	414	

Reviewer: delpolitov, 29-Jan-2018 15:47:04
Audit Action: Marked Compound Undetected Audit Reason: Invalid Compound ID

User Disabled Compound Report

TestAmerica Edison

Data File: \\ChromNA\Edison\ChromData\CVOAMS11\20180126-66625.b\N62522.D
Injection Date: 26-Jan-2018 10:56:30 Instrument ID: CVOAMS11
Lims ID: STD7
Client ID:
Operator ID: ALS Bottle#: 1 Worklist Smp#: 2
Purge Vol: 5.000 mL Dil. Factor: 1.0000
Method: 8260W_11 Limit Group: VOA - 8260C DKQP Water and Solid
Column: Rtx-624 (0.25 mm) Detector MS SCAN

13 2-Methyl-1,3-butadiene, CAS: 78-79-5

Processing Results

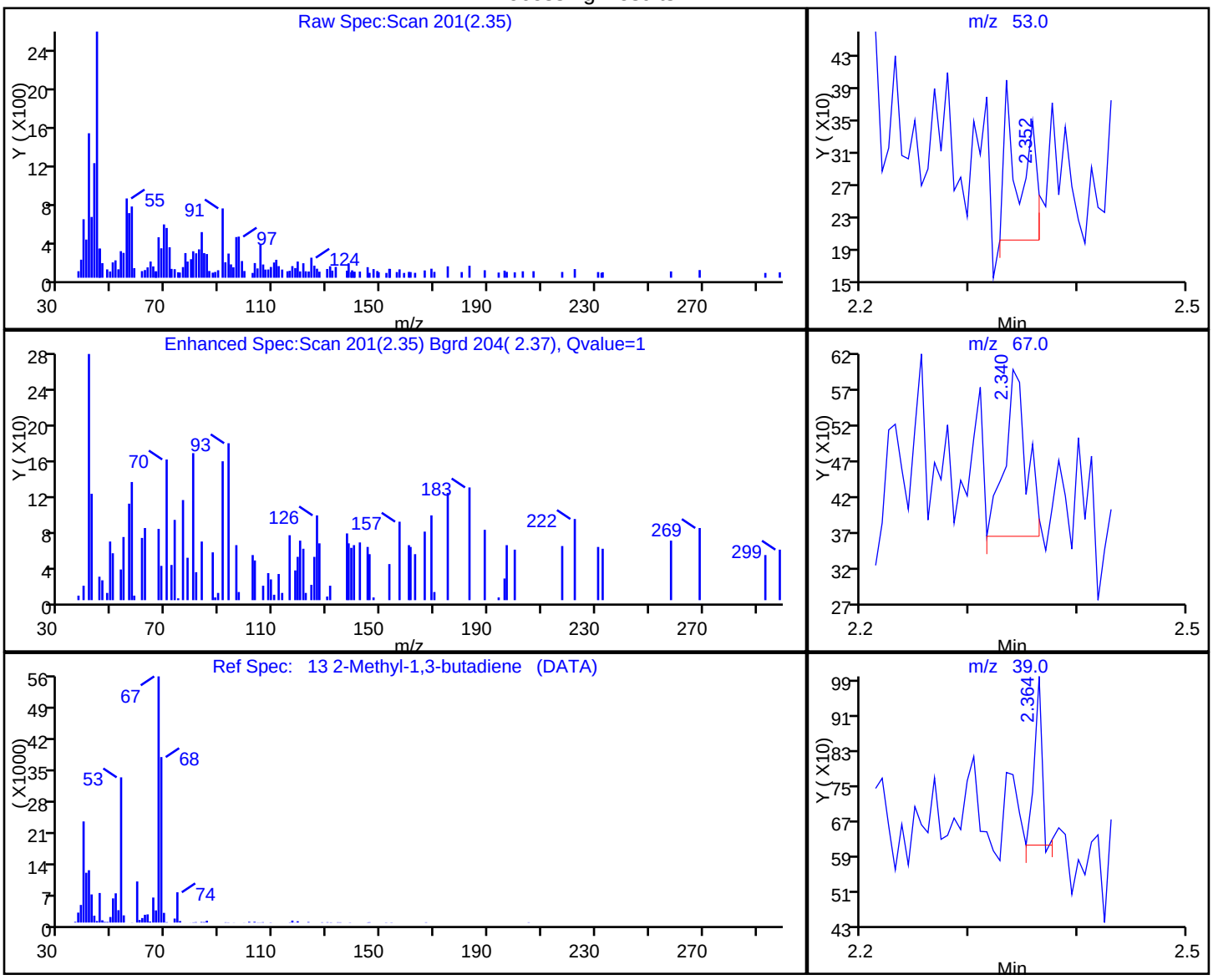

RT	Mass	Response	Amount
2.35	53.00	210	0.063230
2.34	67.00	328	
2.36	39.00	182	

Reviewer: delpolitov, 29-Jan-2018 15:47:04
Audit Action: Marked Compound Undetected Audit Reason: Invalid Compound ID

User Disabled Compound Report

TestAmerica Edison

Data File: \\ChromNA\Edison\ChromData\CVOAMS11\20180126-66625.b\N62522.D
Injection Date: 26-Jan-2018 10:56:30 Instrument ID: CVOAMS11
Lims ID: STD7
Client ID:
Operator ID: ALS Bottle#: 1 Worklist Smp#: 2
Purge Vol: 5.000 mL Dil. Factor: 1.0000
Method: 8260W_11 Limit Group: VOA - 8260C DKQP Water and Solid
Column: Rtx-624 (0.25 mm) Detector MS SCAN

28 2-Methyl-2-propanol, CAS: 75-65-0

Processing Results

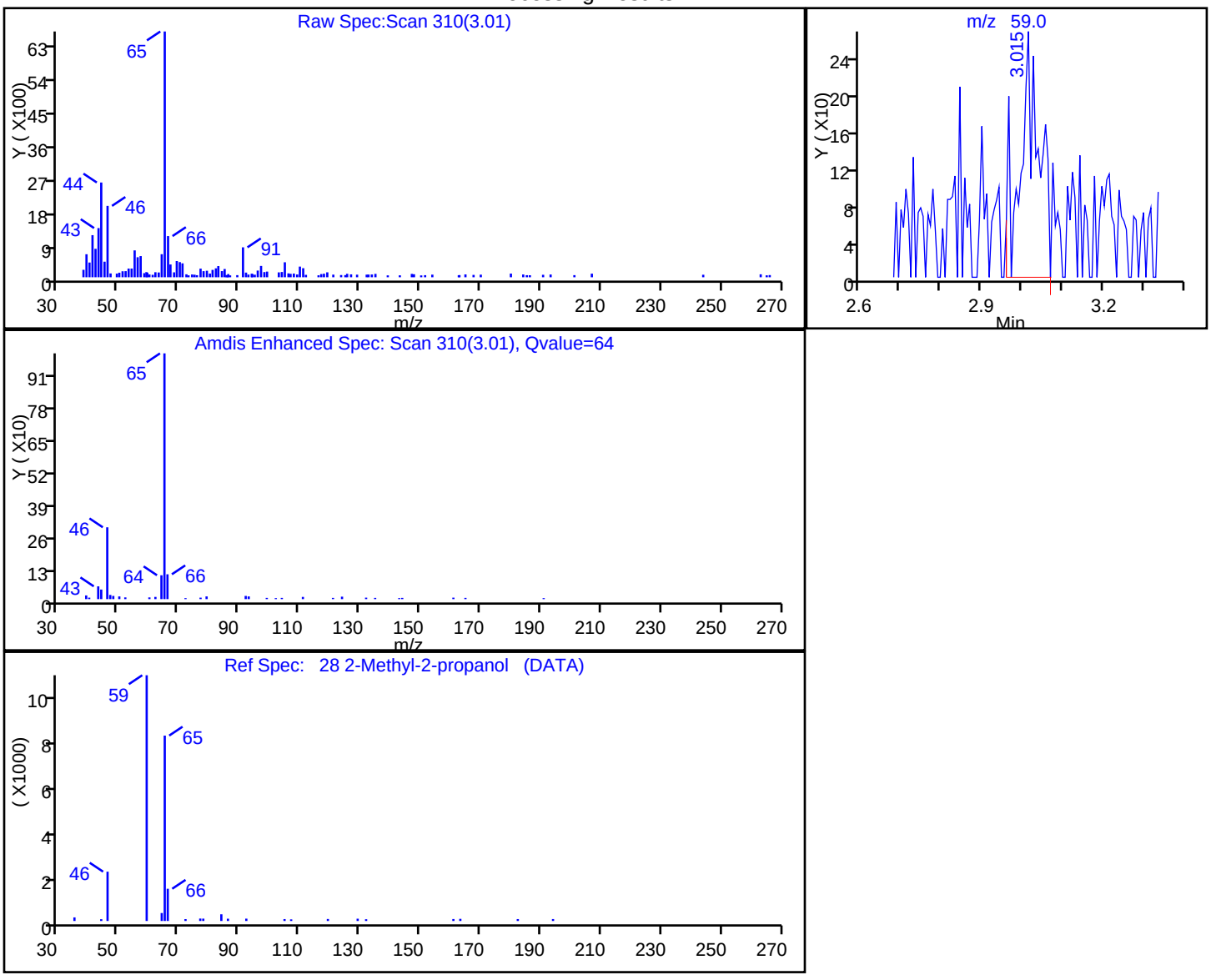

RT	Mass	Response	Amount
3.01	59.00	848	2.739031

Reviewer: delpolitov, 29-Jan-2018 15:47:04
Audit Action: Marked Compound Undetected Audit Reason: Invalid Compound ID

User Disabled Compound Report

TestAmerica Edison

Data File: \\ChromNA\Edison\ChromData\CVOAMS11\20180126-66625.b\N62522.D
Injection Date: 26-Jan-2018 10:56:30 Instrument ID: CVOAMS11
Lims ID: STD7
Client ID:
Operator ID: ALS Bottle#: 1 Worklist Smp#: 2
Purge Vol: 5.000 mL Dil. Factor: 1.0000
Method: 8260W_11 Limit Group: VOA - 8260C DKQP Water and Solid
Column: Rtx-624 (0.25 mm) Detector MS SCAN

74 2-Nitropropane, CAS: 79-46-9

Processing Results

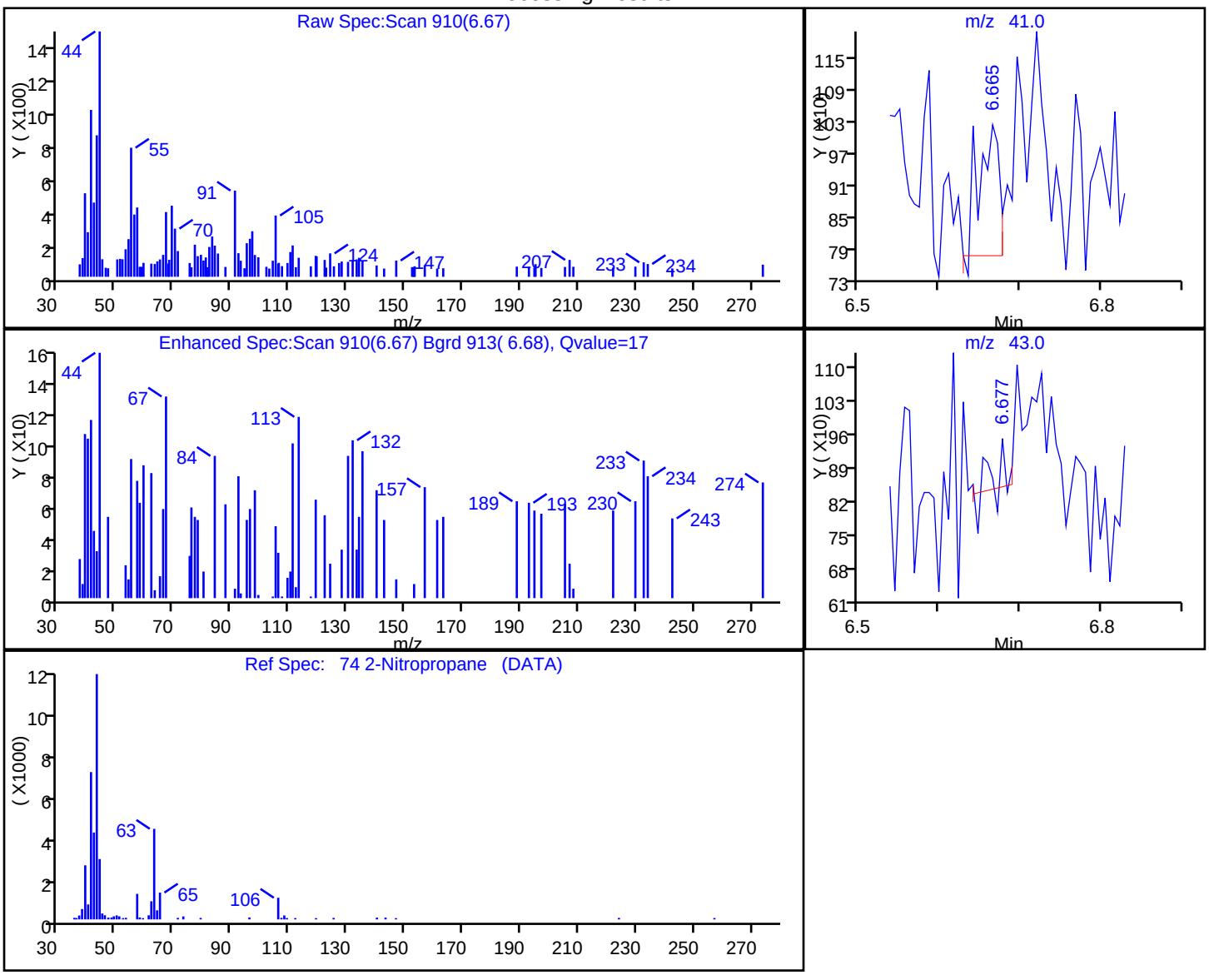

RT	Mass	Response	Amount
6.67	41.00	427	0.644860
6.68	43.00	59	

Reviewer: delpolitov, 29-Jan-2018 15:47:04
Audit Action: Marked Compound Undetected Audit Reason: Invalid Compound ID

User Disabled Compound Report

TestAmerica Edison

Data File: \\ChromNA\Edison\ChromData\CVOAMS11\20180126-66625.b\N62522.D
Injection Date: 26-Jan-2018 10:56:30 Instrument ID: CVOAMS11
Lims ID: STD7
Client ID:
Operator ID: ALS Bottle#: 1 Worklist Smp#: 2
Purge Vol: 5.000 mL Dil. Factor: 1.0000
Method: 8260W_11 Limit Group: VOA - 8260C DKQP Water and Solid
Column: Rtx-624 (0.25 mm) Detector MS SCAN

22 3-Chloro-1-propene, CAS: 107-05-1

Processing Results

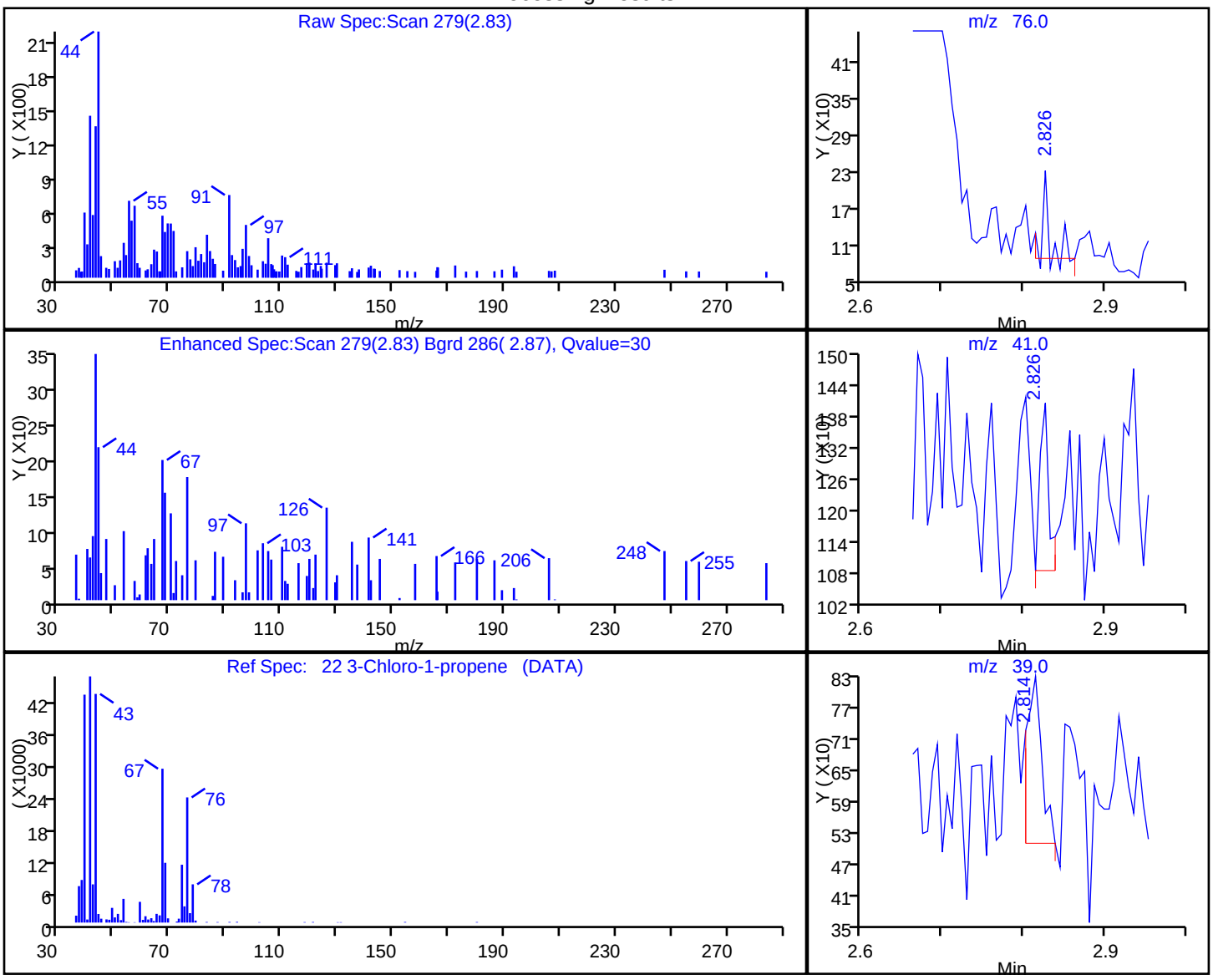

RT	Mass	Response	Amount
2.83	76.00	77	0.030311
2.83	41.00	243	
2.81	39.00	413	

Reviewer: delpolitov, 29-Jan-2018 15:47:04
Audit Action: Marked Compound Undetected Audit Reason: Invalid Compound ID

User Disabled Compound Report

TestAmerica Edison

Data File: \\ChromNA\Edison\ChromData\CVOAMS11\20180126-66625.b\N62522.D
Injection Date: 26-Jan-2018 10:56:30 Instrument ID: CVOAMS11
Lims ID: STD7
Client ID:
Operator ID: ALS Bottle#: 1 Worklist Smp#: 2
Purge Vol: 5.000 mL Dil. Factor: 1.0000
Method: 8260W_11 Limit Group: VOA - 8260C DKQP Water and Solid
Column: Rtx-624 (0.25 mm) Detector MS SCAN

110 4-Chlorotoluene, CAS: 106-43-4

Processing Results

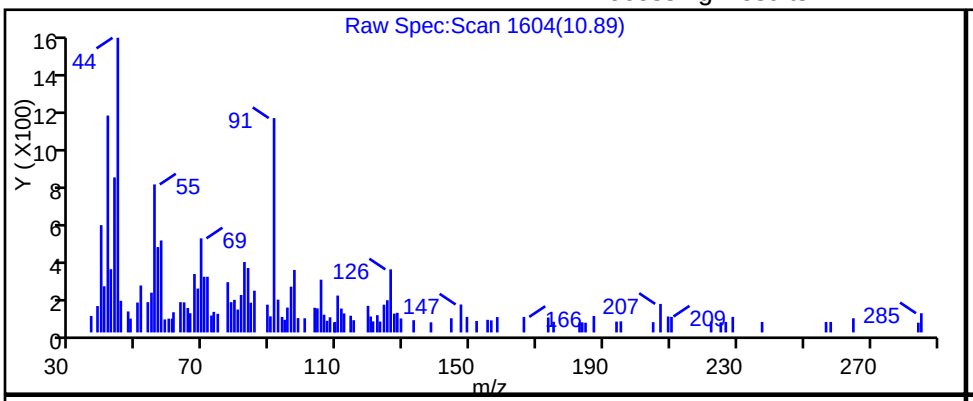

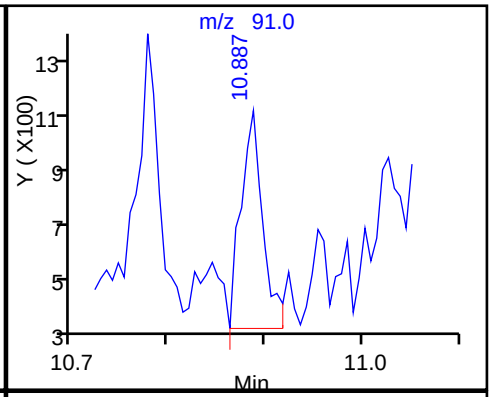

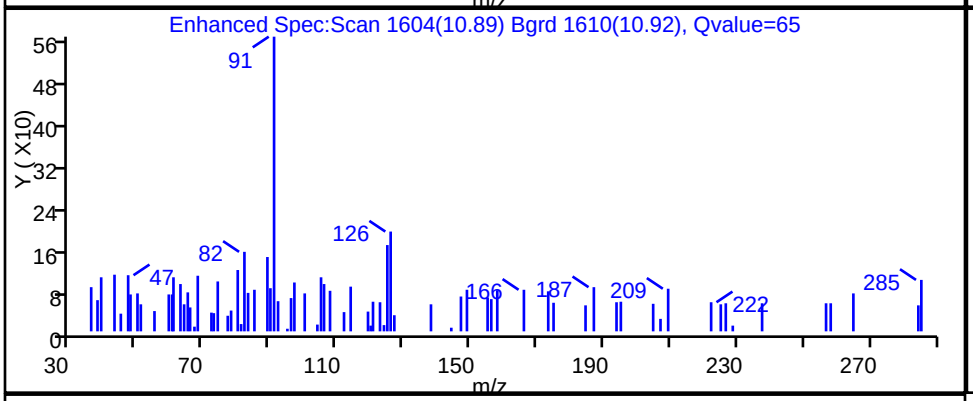

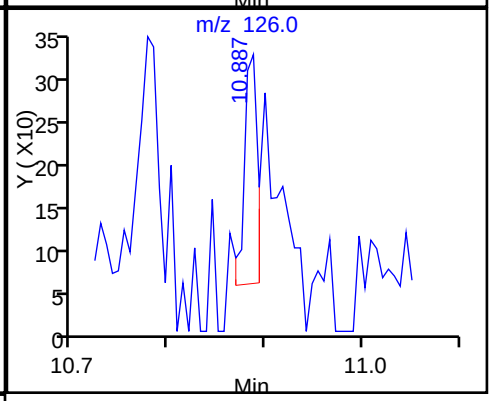

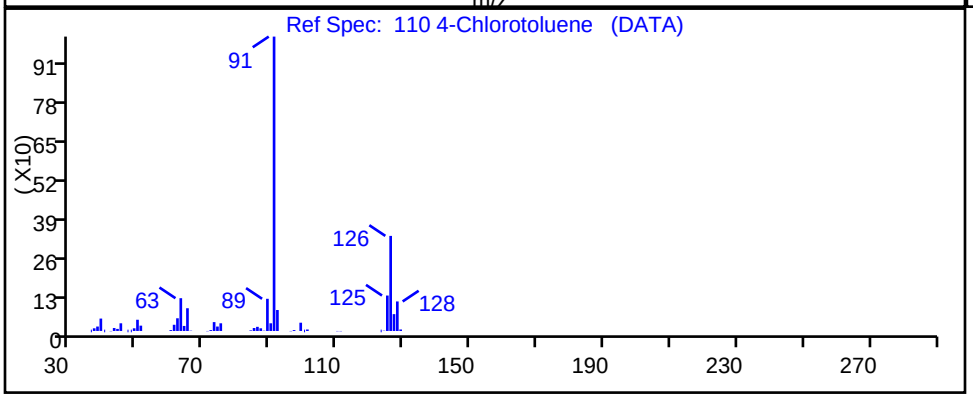

RT	Mass	Response	Amount
10.89	91.00	1198	0.081534
10.89	126.00	257	

Reviewer: delpolitov, 29-Jan-2018 15:47:04
Audit Action: Marked Compound Undetected Audit Reason: Invalid Compound ID

User Disabled Compound Report

TestAmerica Edison

Data File: \\ChromNA\Edison\ChromData\CVOAMS11\20180126-66625.b\N62522.D
Injection Date: 26-Jan-2018 10:56:30 Instrument ID: CVOAMS11
Lims ID: STD7
Client ID:
Operator ID: ALS Bottle#: 1 Worklist Smp#: 2
Purge Vol: 5.000 mL Dil. Factor: 1.0000
Method: 8260W_11 Limit Group: VOA - 8260C DKQP Water and Solid
Column: Rtx-624 (0.25 mm) Detector MS SCAN

108 4-Ethyltoluene, CAS: 622-96-8

Processing Results

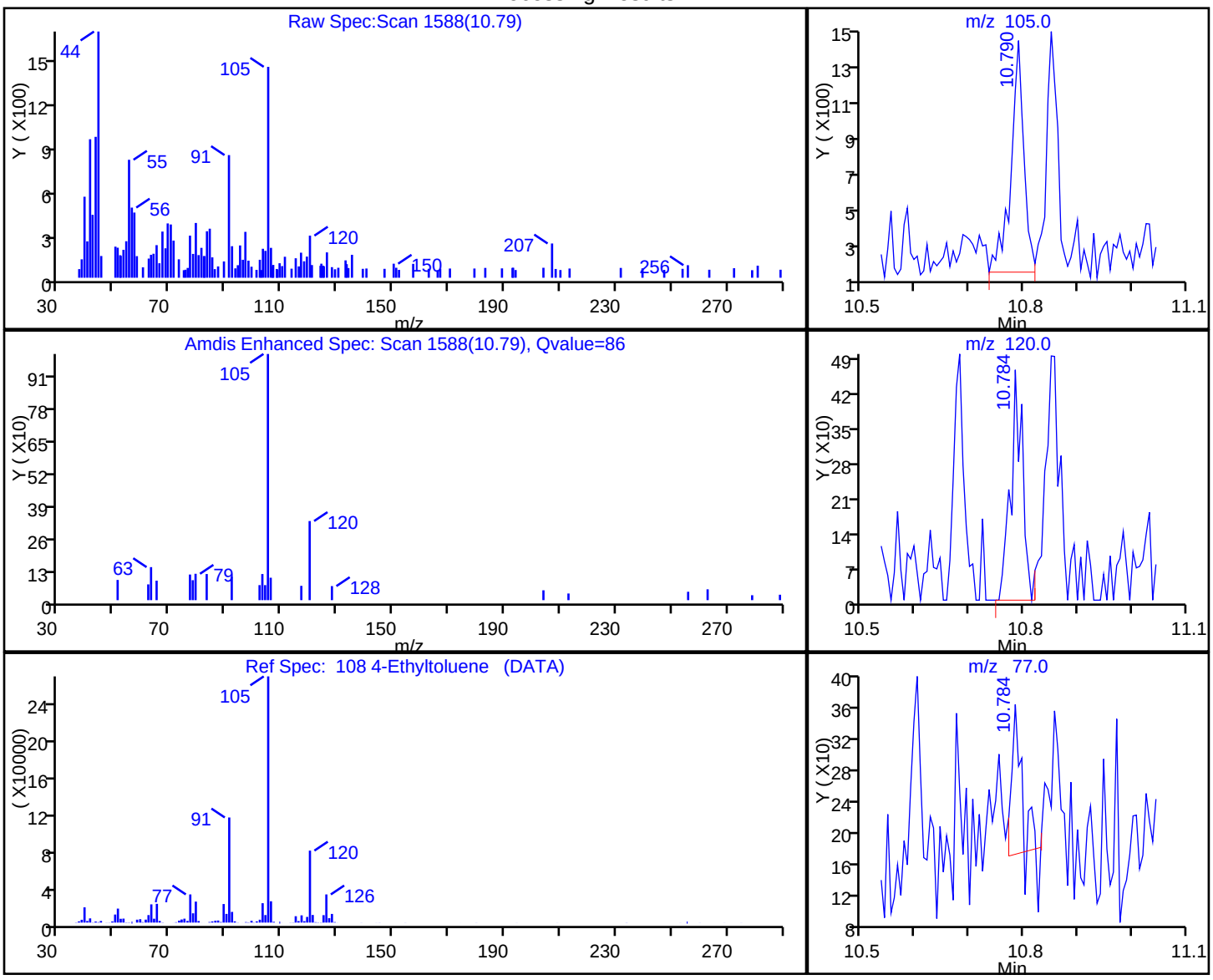

RT	Mass	Response	Amount
10.79	105.00	2013	0.109427
10.78	120.00	719	
10.78	77.00	210	

Reviewer: delpolitov, 29-Jan-2018 15:47:04
Audit Action: Marked Compound Undetected Audit Reason: Invalid Compound ID

User Disabled Compound Report

TestAmerica Edison

Data File: \\ChromNA\Edison\ChromData\CVOAMS11\20180126-66625.b\N62522.D
Injection Date: 26-Jan-2018 10:56:30 Instrument ID: CVOAMS11
Lims ID: STD7
Client ID:
Operator ID: ALS Bottle#: 1 Worklist Smp#: 2
Purge Vol: 5.000 mL Dil. Factor: 1.0000
Method: 8260W_11 Limit Group: VOA - 8260C DKQP Water and Solid
Column: Rtx-624 (0.25 mm) Detector MS SCAN

115 4-Isopropyltoluene, CAS: 99-87-6

Processing Results

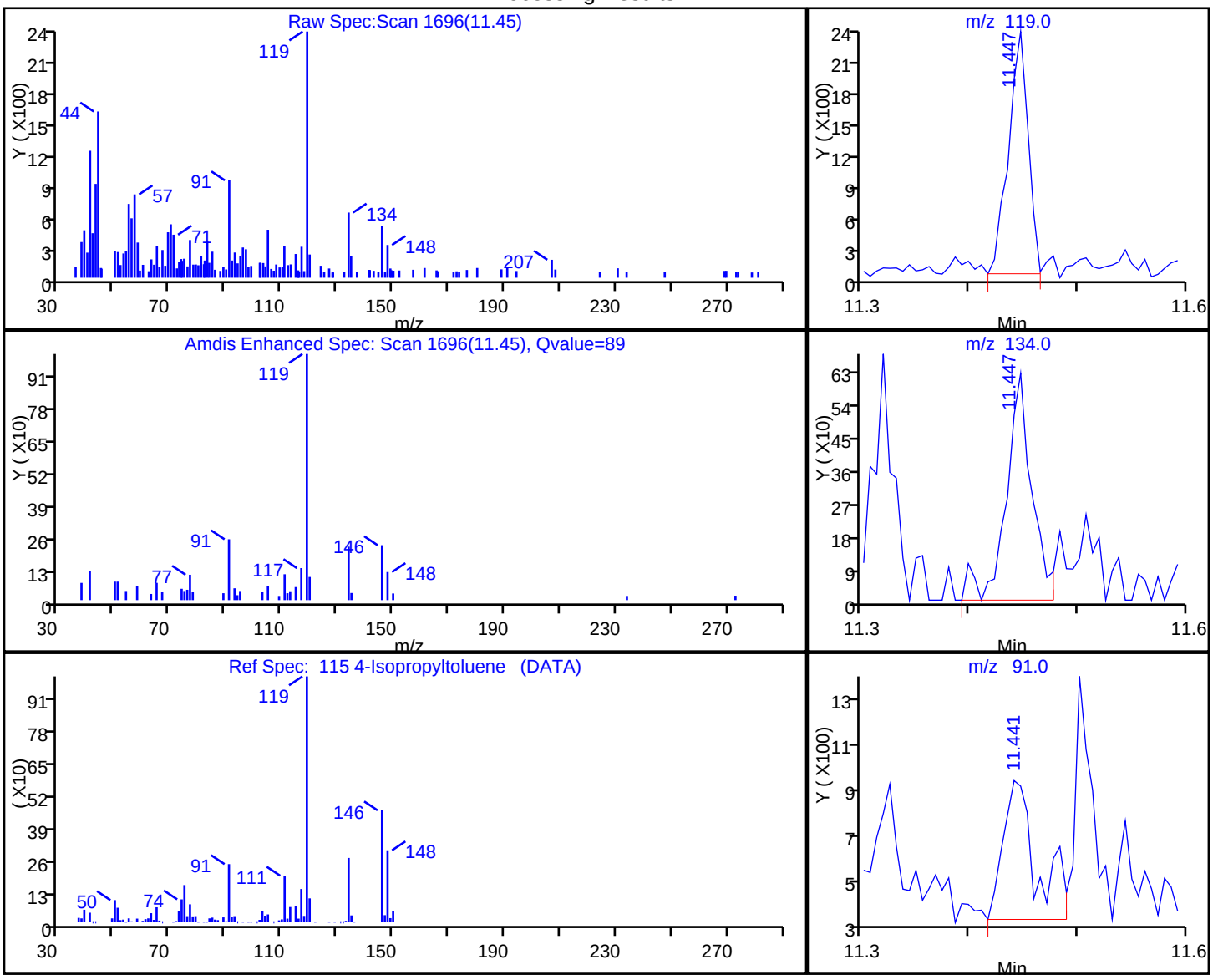

RT	Mass	Response	Amount
11.45	119.00	2863	0.170990
11.45	134.00	1032	
11.44	91.00	1236	

Reviewer: delpolitov, 29-Jan-2018 15:47:04
Audit Action: Marked Compound Undetected Audit Reason: Invalid Compound ID

User Disabled Compound Report

TestAmerica Edison

Data File: \\ChromNA\Edison\ChromData\CVOAMS11\20180126-66625.b\N62522.D
Injection Date: 26-Jan-2018 10:56:30 Instrument ID: CVOAMS11
Lims ID: STD7
Client ID:
Operator ID: ALS Bottle#: 1 Worklist Smp#: 2
Purge Vol: 5.000 mL Dil. Factor: 1.0000
Method: 8260W_11 Limit Group: VOA - 8260C DKQP Water and Solid
Column: Rtx-624 (0.25 mm) Detector MS SCAN

18 Acetone, CAS: 67-64-1

Processing Results

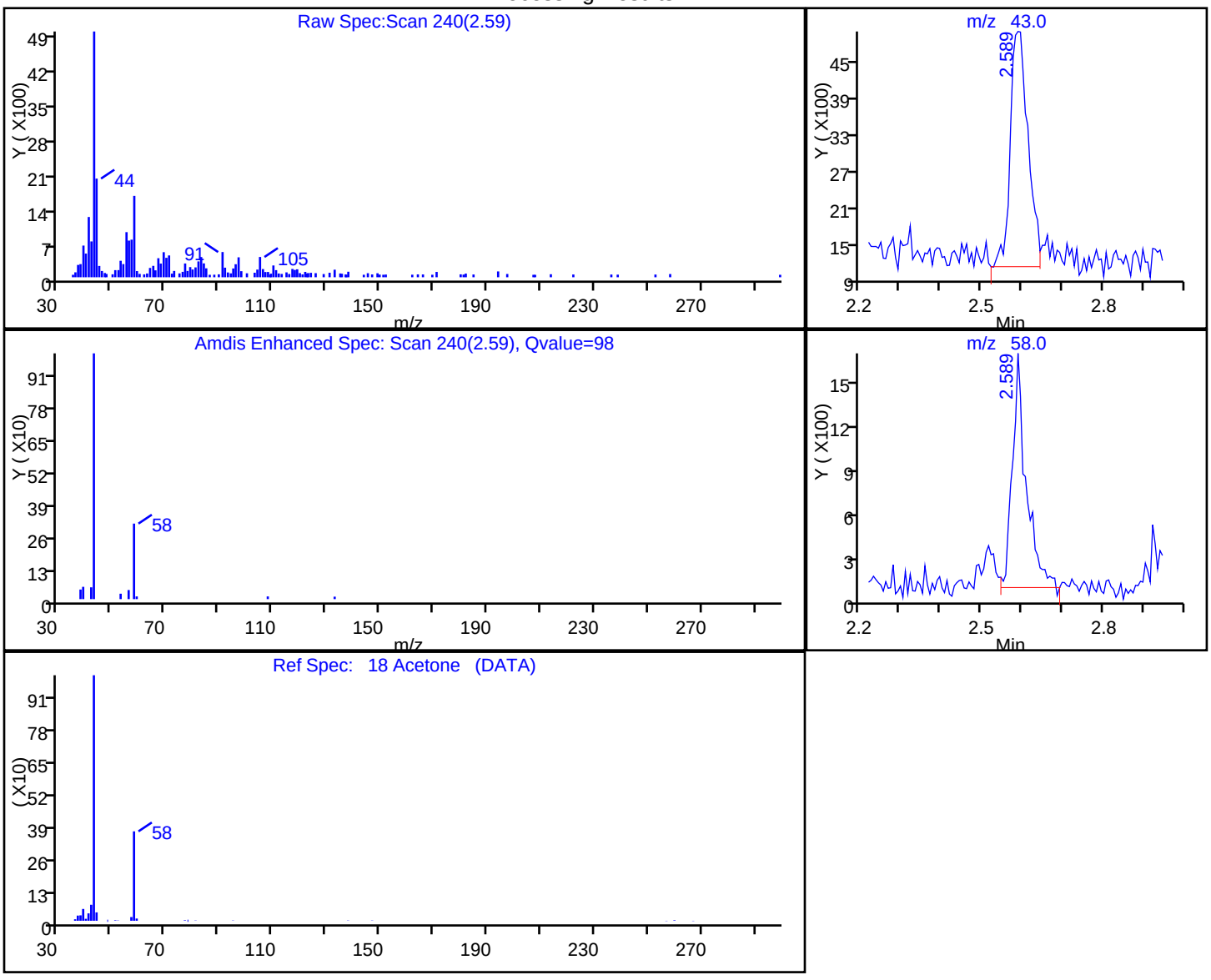

RT	Mass	Response	Amount
2.59	43.00	11859	15.098120
2.59	58.00	3590	

Reviewer: delpolitov, 29-Jan-2018 15:47:04
Audit Action: Marked Compound Undetected Audit Reason: Invalid Compound ID

User Disabled Compound Report

TestAmerica Edison

Data File: \\ChromNA\Edison\ChromData\CVOAMS11\20180126-66625.b\N62522.D
Injection Date: 26-Jan-2018 10:56:30 Instrument ID: CVOAMS11
Lims ID: STD7
Client ID:
Operator ID: ALS Bottle#: 1 Worklist Smp#: 2
Purge Vol: 5.000 mL Dil. Factor: 1.0000
Method: 8260W_11 Limit Group: VOA - 8260C DKQP Water and Solid
Column: Rtx-624 (0.25 mm) Detector MS SCAN

25 Acetonitrile, CAS: 75-05-8

Processing Results

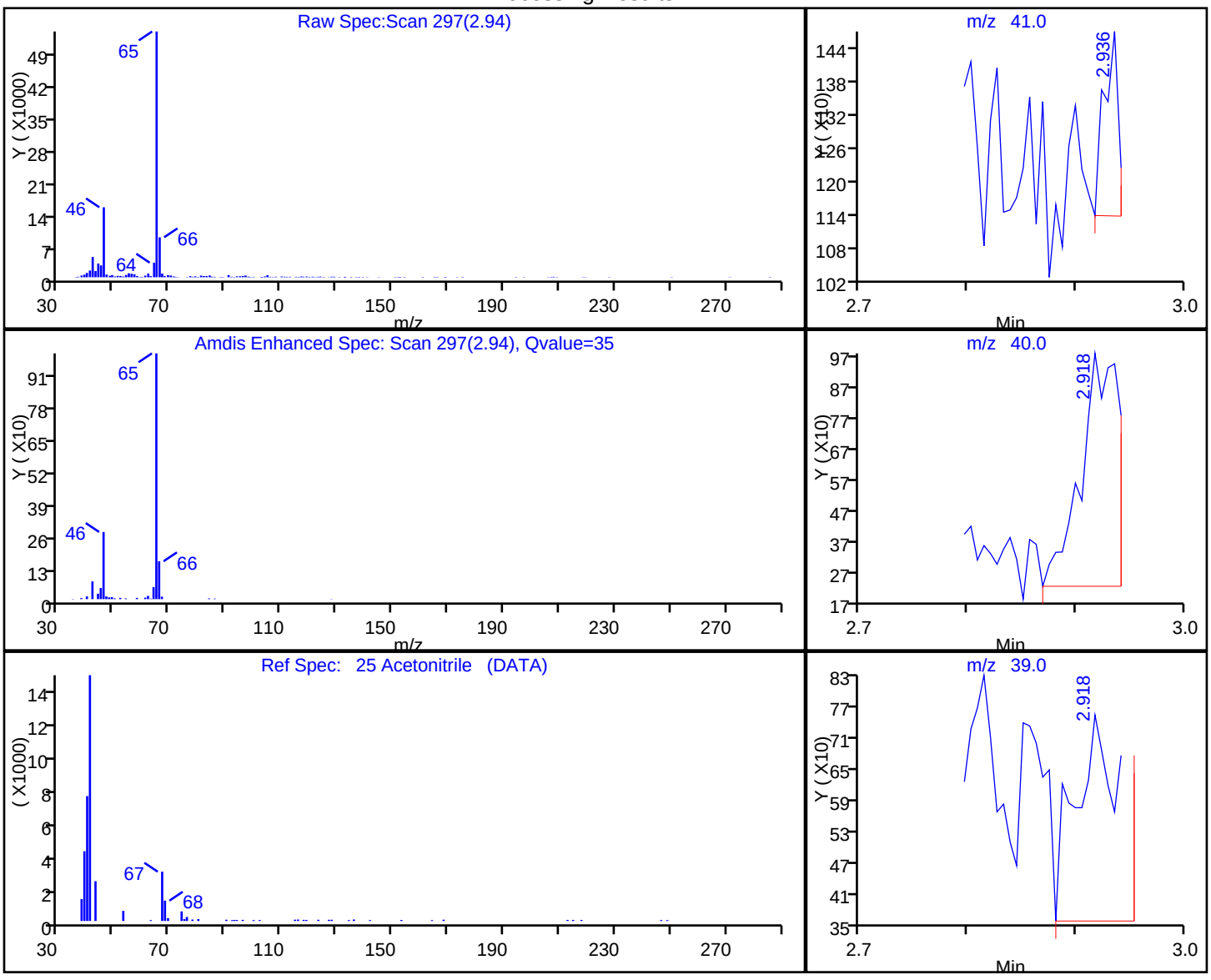

RT	Mass	Response	Amount
2.94	41.00	308	1.005516
2.92	40.00	1842	
2.92	39.00	1136	
2.93	38.00	1022	

Reviewer: delpolitov, 29-Jan-2018 15:47:04
Audit Action: Marked Compound Undetected Audit Reason: Invalid Compound ID

User Disabled Compound Report

TestAmerica Edison

Data File: \\ChromNA\Edison\ChromData\CVOAMS11\20180126-66625.b\N62522.D
Injection Date: 26-Jan-2018 10:56:30 Instrument ID: CVOAMS11
Lims ID: STD7
Client ID:
Operator ID: ALS Bottle#: 1 Worklist Smp#: 2
Purge Vol: 5.000 mL Dil. Factor: 1.0000
Method: 8260W_11 Limit Group: VOA - 8260C DKQP Water and Solid
Column: Rtx-624 (0.25 mm) Detector MS SCAN

16 Acrolein, CAS: 107-02-8

Processing Results

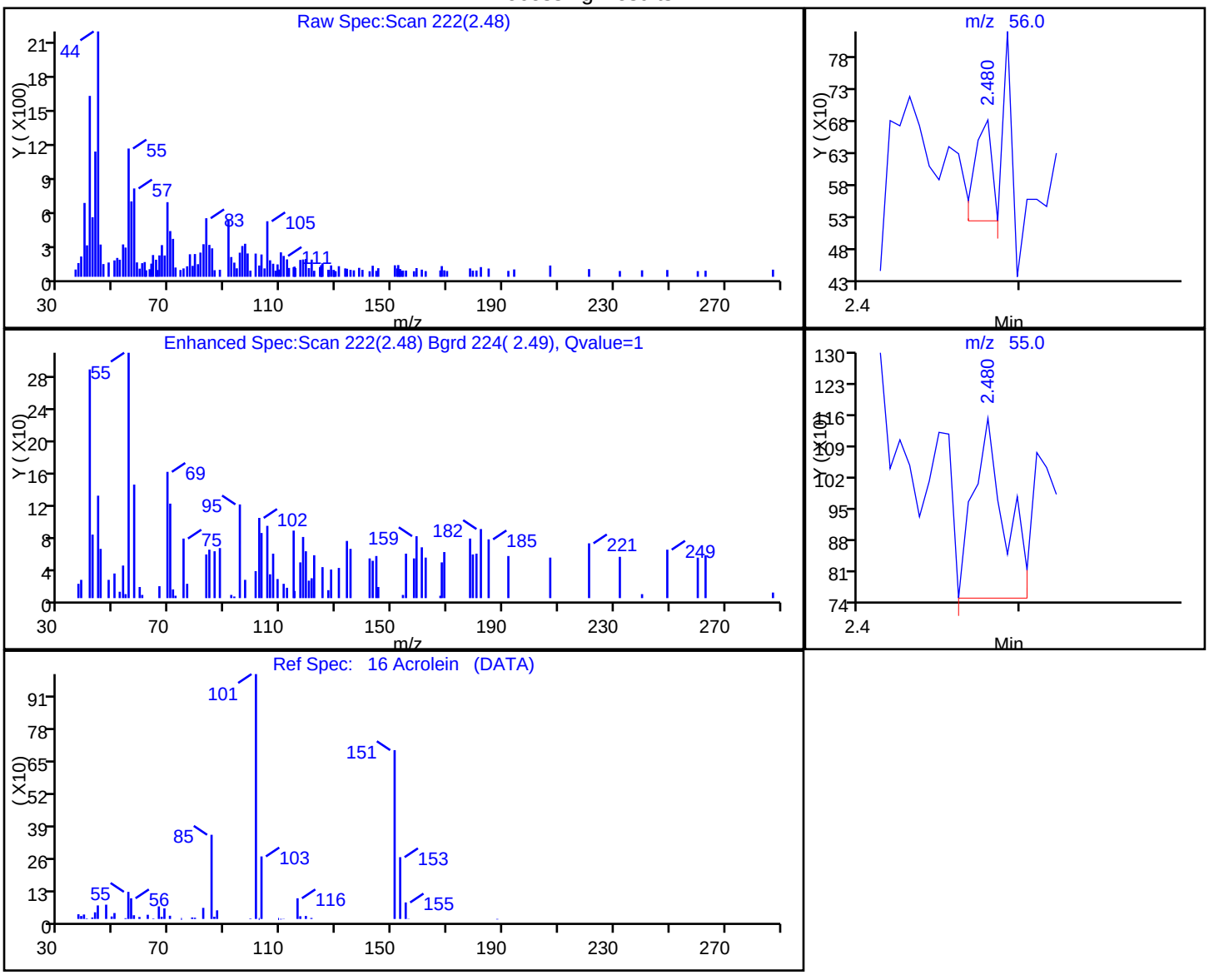

RT	Mass	Response	Amount
2.48	56.00	113	0.343101
2.48	55.00	550	

Reviewer: delpolitov, 29-Jan-2018 15:47:04
Audit Action: Marked Compound Undetected Audit Reason: Invalid Compound ID

User Disabled Compound Report

TestAmerica Edison

Data File: \\ChromNA\Edison\ChromData\CVOAMS11\20180126-66625.b\N62522.D
Injection Date: 26-Jan-2018 10:56:30 Instrument ID: CVOAMS11
Lims ID: STD7
Client ID:
Operator ID: ALS Bottle#: 1 Worklist Smp#: 2
Purge Vol: 5.000 mL Dil. Factor: 1.0000
Method: 8260W_11 Limit Group: VOA - 8260C DKQP Water and Solid
Column: Rtx-624 (0.25 mm) Detector MS SCAN

98 Amyl acetate (mixed isomers), CAS: 628-63-7

Processing Results

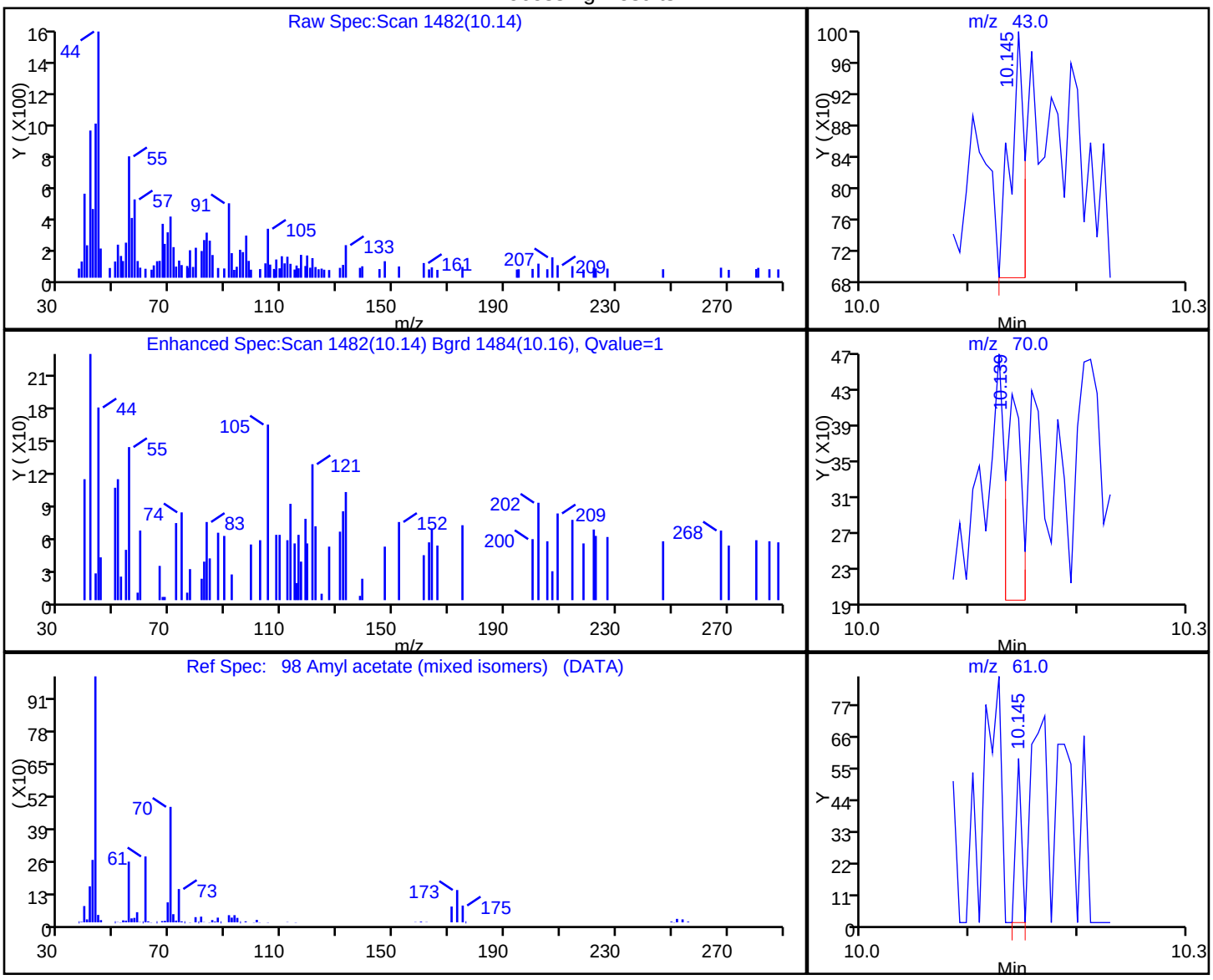

RT	Mass	Response	Amount
10.14	43.00	267	0.044906
10.14	70.00	226	
10.14	61.00	21	

Reviewer: delpolitov, 29-Jan-2018 15:47:04
Audit Action: Marked Compound Undetected Audit Reason: Invalid Compound ID

User Disabled Compound Report

TestAmerica Edison

Data File: \\ChromNA\Edison\ChromData\CVOAMS11\20180126-66625.b\N62522.D
Injection Date: 26-Jan-2018 10:56:30 Instrument ID: CVOAMS11
Lims ID: STD7
Client ID:
Operator ID: ALS Bottle#: 1 Worklist Smp#: 2
Purge Vol: 5.000 mL Dil. Factor: 1.0000
Method: 8260W_11 Limit Group: VOA - 8260C DKQP Water and Solid
Column: Rtx-624 (0.25 mm) Detector MS SCAN

55 Benzene, CAS: 71-43-2

Processing Results

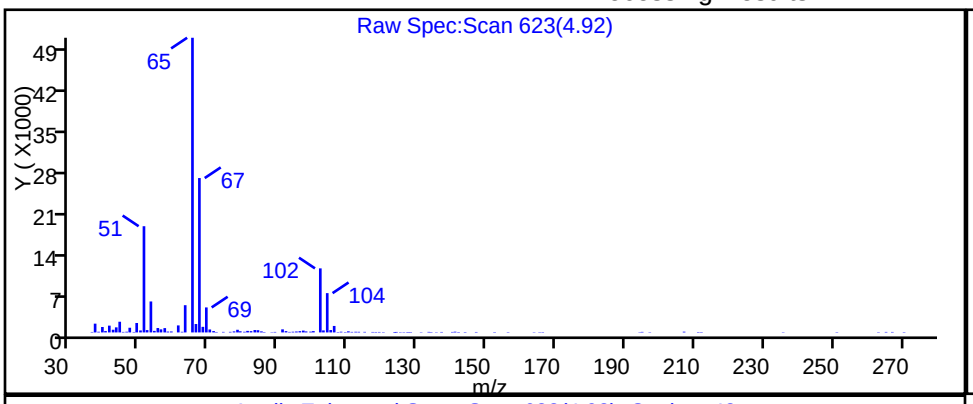

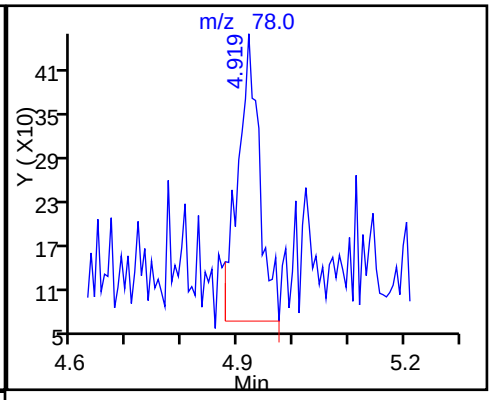

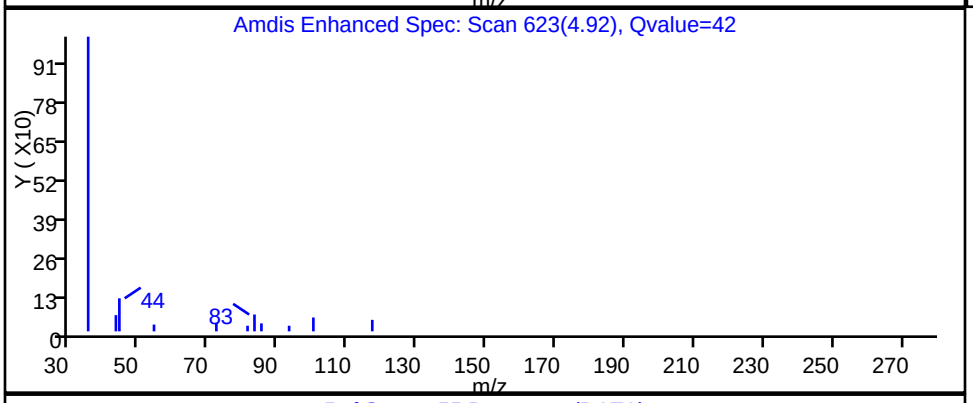

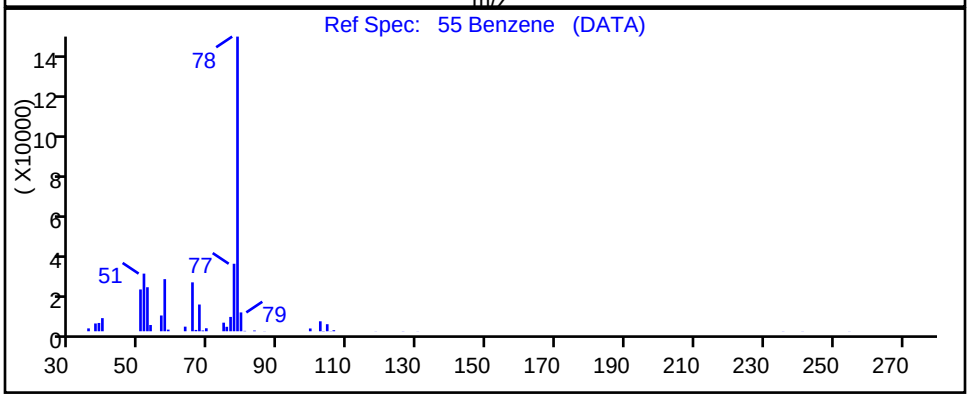

RT	Mass	Response	Amount
4.92	78.00	1058	0.063023

Reviewer: delpolitov, 29-Jan-2018 15:47:04
Audit Action: Marked Compound Undetected Audit Reason: Invalid Compound ID

User Disabled Compound Report

TestAmerica Edison

Data File: \\ChromNA\Edison\ChromData\CVOAMS11\20180126-66625.b\N62522.D
Injection Date: 26-Jan-2018 10:56:30 Instrument ID: CVOAMS11
Lims ID: STD7
Client ID:
Operator ID: ALS Bottle#: 1 Worklist Smp#: 2
Purge Vol: 5.000 mL Dil. Factor: 1.0000
Method: 8260W_11 Limit Group: VOA - 8260C DKQP Water and Solid
Column: Rtx-624 (0.25 mm) Detector MS SCAN

119 Benzyl chloride, CAS: 100-44-7

Processing Results

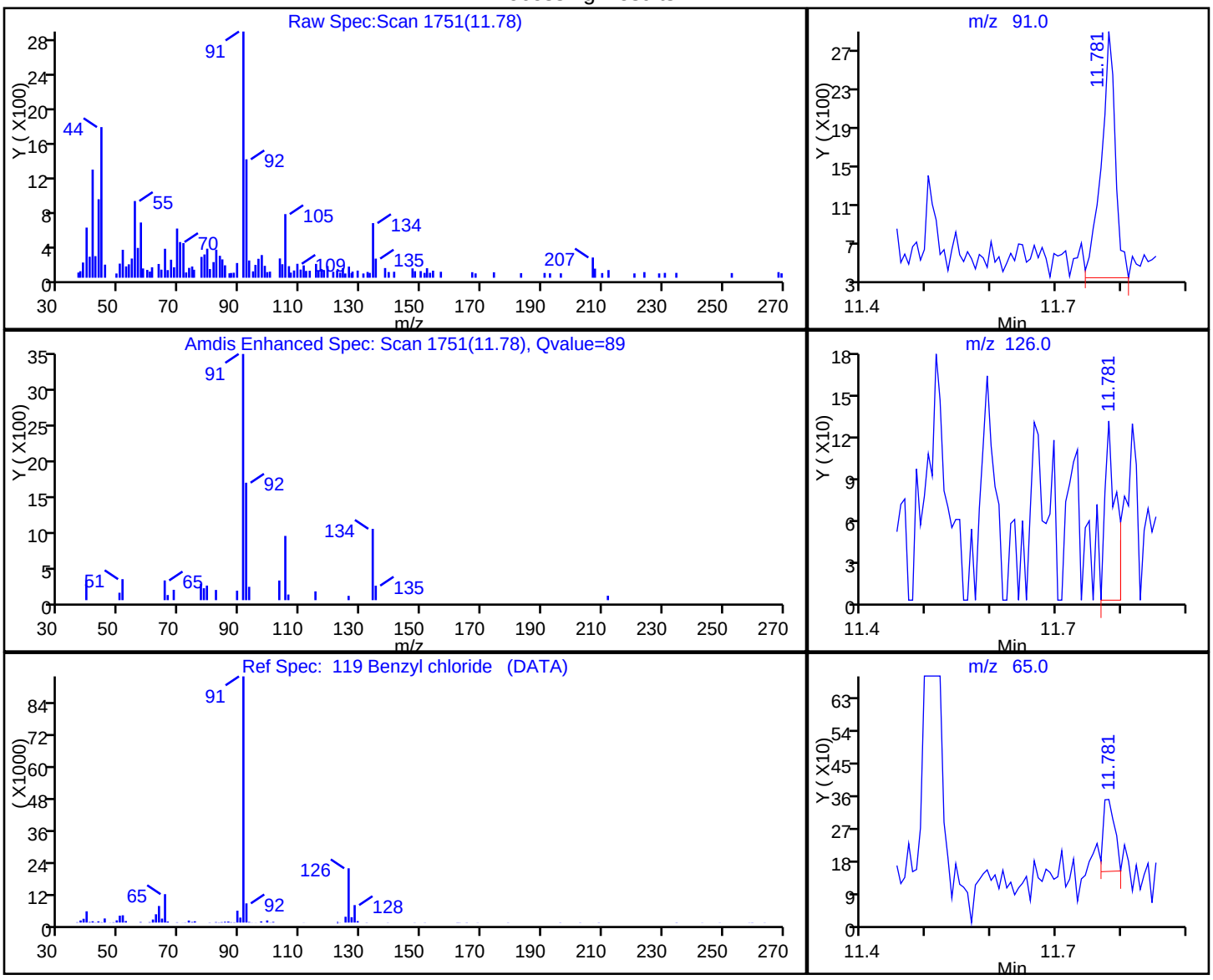

RT	Mass	Response	Amount
11.78	91.00	3900	0.520357
11.78	126.00	151	
11.78	65.00	245	

Reviewer: delpolitov, 29-Jan-2018 15:47:04
Audit Action: Marked Compound Undetected Audit Reason: Invalid Compound ID

User Disabled Compound Report

TestAmerica Edison

Data File: \\ChromNA\Edison\ChromData\CVOAMS11\20180126-66625.b\N62522.D
Injection Date: 26-Jan-2018 10:56:30 Instrument ID: CVOAMS11
Lims ID: STD7
Client ID:
Operator ID: ALS Bottle#: 1 Worklist Smp#: 2
Purge Vol: 5.000 mL Dil. Factor: 1.0000
Method: 8260W_11 Limit Group: VOA - 8260C DKQP Water and Solid
Column: Rtx-624 (0.25 mm) Detector MS SCAN

102 Bromobenzene, CAS: 108-86-1

Processing Results

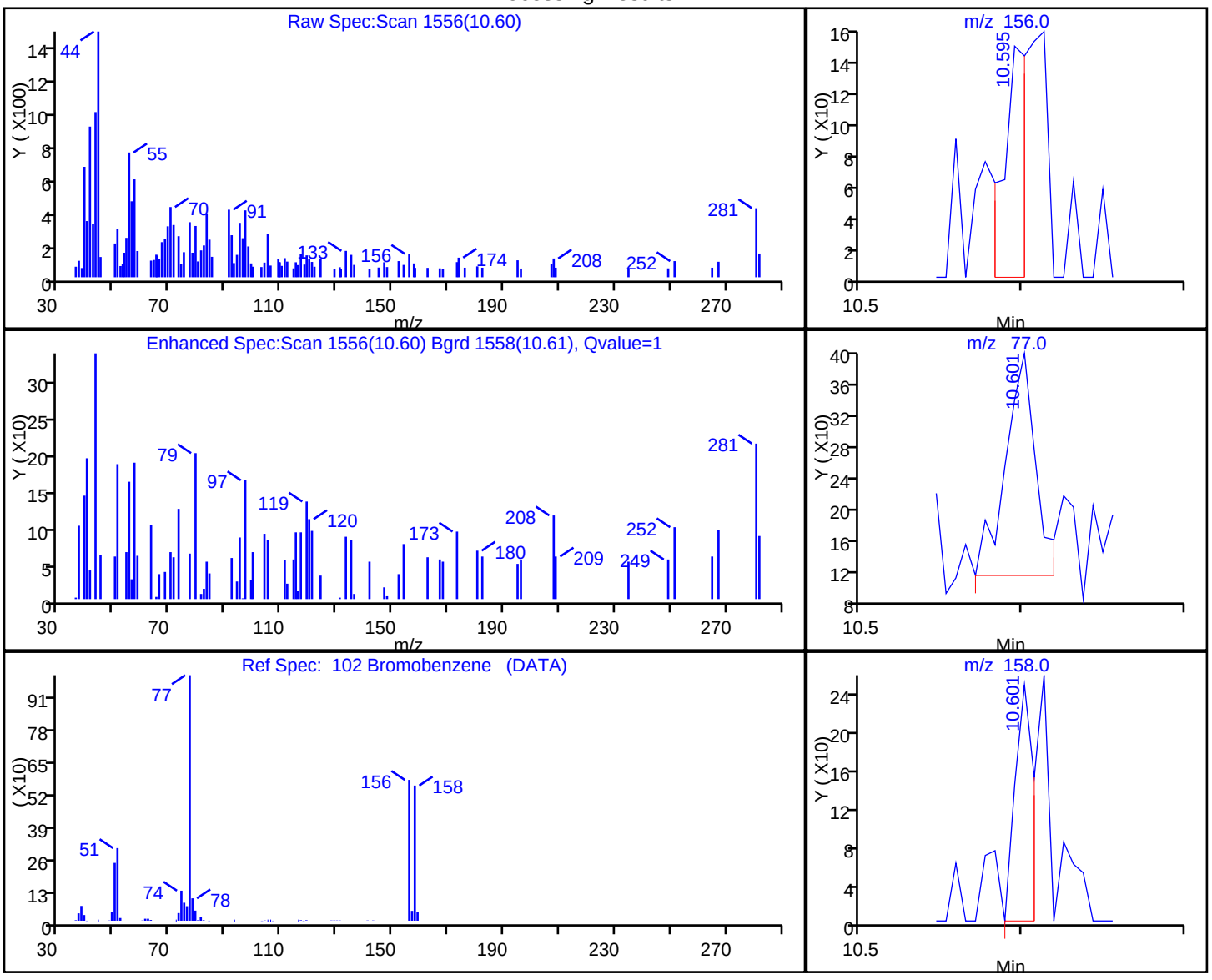

RT	Mass	Response	Amount
10.60	156.00	145	0.031779
10.60	77.00	356	
10.60	158.00	195	

Reviewer: delpolitov, 29-Jan-2018 15:47:04
Audit Action: Marked Compound Undetected Audit Reason: Invalid Compound ID

User Disabled Compound Report

TestAmerica Edison

Data File: \\ChromNA\Edison\ChromData\CVOAMS11\20180126-66625.b\N62522.D
Injection Date: 26-Jan-2018 10:56:30 Instrument ID: CVOAMS11
Lims ID: STD7
Client ID:
Operator ID: ALS Bottle#: 1 Worklist Smp#: 2
Purge Vol: 5.000 mL Dil. Factor: 1.0000
Method: 8260W_11 Limit Group: VOA - 8260C DKQP Water and Solid
Column: Rtx-624 (0.25 mm) Detector MS SCAN

6 Bromomethane, CAS: 74-83-9

Processing Results

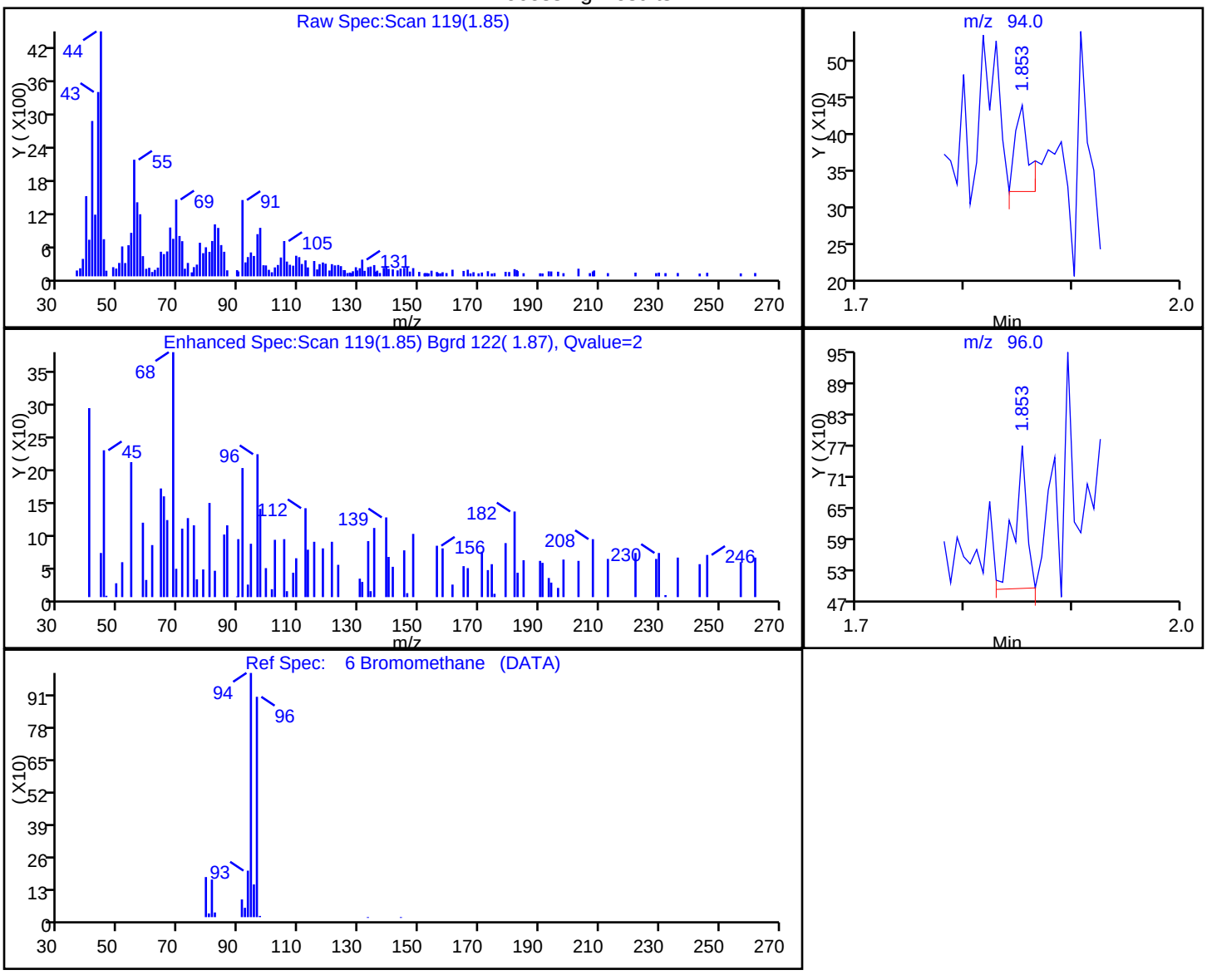

RT	Mass	Response	Amount
1.85	94.00	102	0.047799
1.85	96.00	227	

Reviewer: delpolitov, 29-Jan-2018 15:47:04
Audit Action: Marked Compound Undetected Audit Reason: Invalid Compound ID

User Disabled Compound Report

TestAmerica Edison

Data File: \\ChromNA\Edison\ChromData\CVOAMS11\20180126-66625.b\N62522.D
Injection Date: 26-Jan-2018 10:56:30 Instrument ID: CVOAMS11
Lims ID: STD7
Client ID:
Operator ID: ALS Bottle#: 1 Worklist Smp#: 2
Purge Vol: 5.000 mL Dil. Factor: 1.0000
Method: 8260W_11 Limit Group: VOA - 8260C DKQP Water and Solid
Column: Rtx-624 (0.25 mm) Detector MS SCAN

5 Butadiene, CAS: 106-99-0

Processing Results

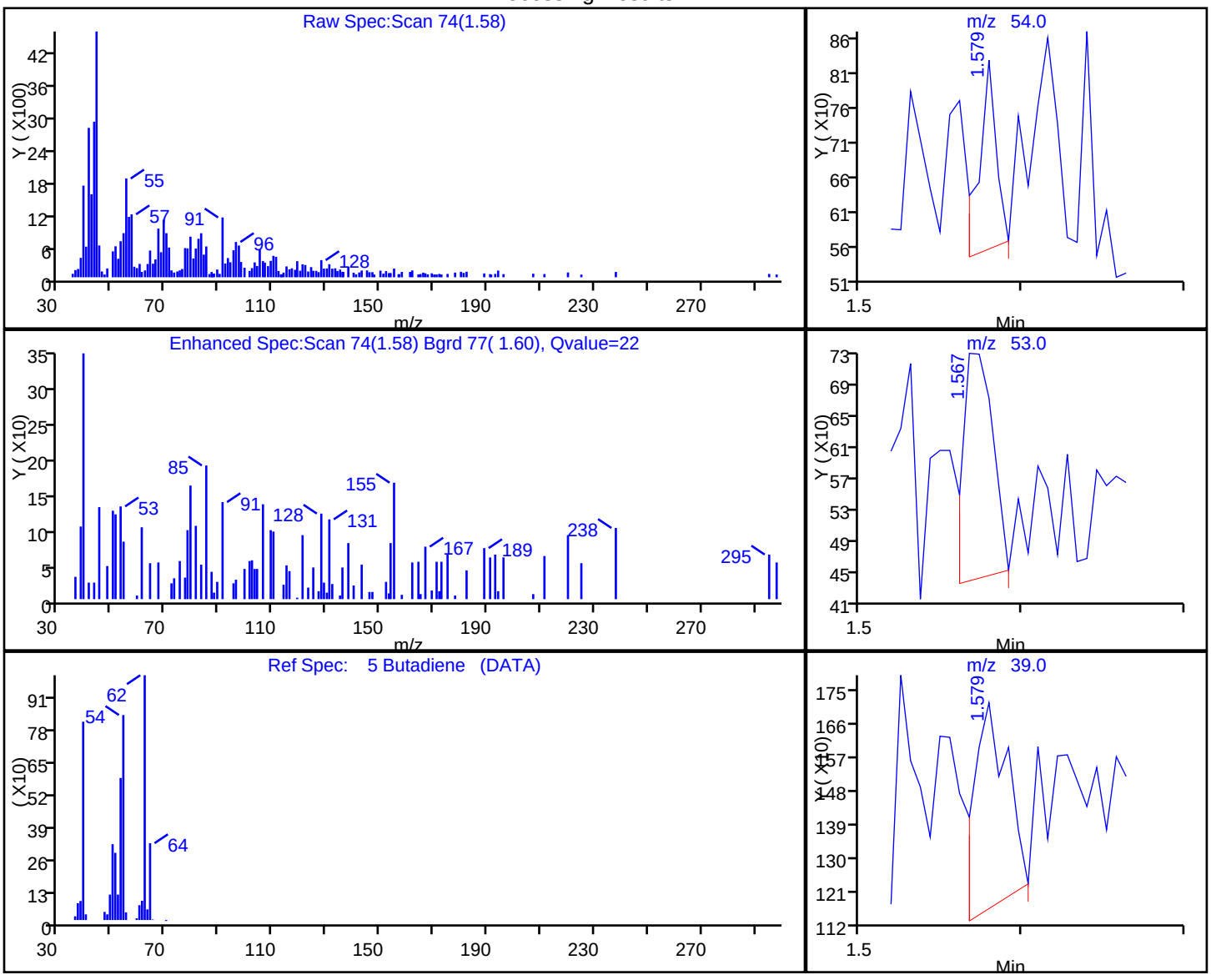

RT	Mass	Response	Amount
1.58	54.00	203	0.068065
1.57	53.00	375	
1.58	39.00	798	

Reviewer: delpolitov, 29-Jan-2018 15:47:04
Audit Action: Marked Compound Undetected Audit Reason: Invalid Compound ID

User Disabled Compound Report

TestAmerica Edison

Data File: \\ChromNA\Edison\ChromData\CVOAMS11\20180126-66625.b\N62522.D
Injection Date: 26-Jan-2018 10:56:30 Instrument ID: CVOAMS11
Lims ID: STD7
Client ID:
Operator ID: ALS Bottle#: 1 Worklist Smp#: 2
Purge Vol: 5.000 mL Dil. Factor: 1.0000
Method: 8260W_11 Limit Group: VOA - 8260C DKQP Water and Solid
Column: Rtx-624 (0.25 mm) Detector MS SCAN

111 Butyl Methacrylate, CAS: 97-88-1

Processing Results

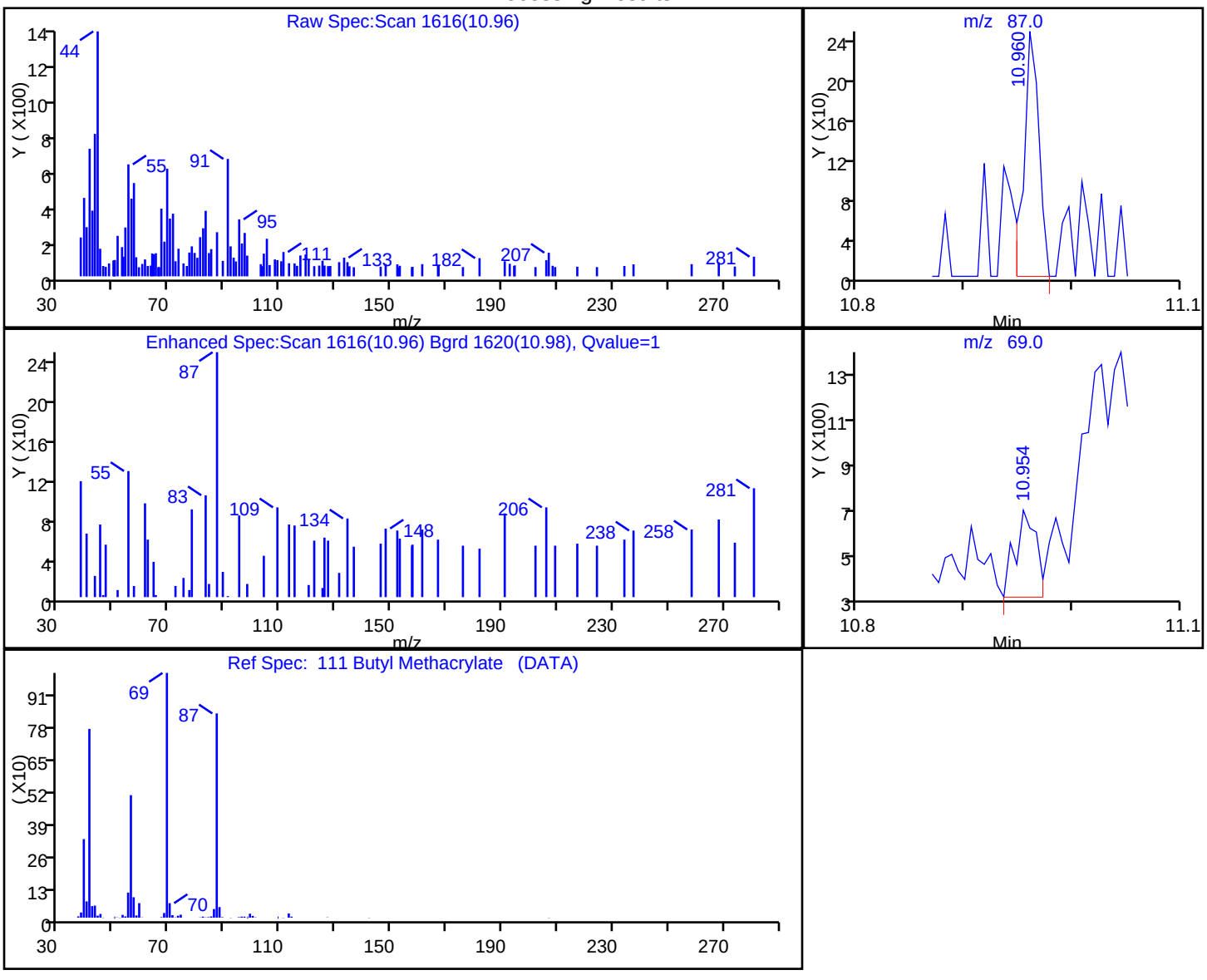

RT	Mass	Response	Amount
10.96	87.00	234	0.040951
10.95	69.00	489	

Reviewer: delpolitov, 29-Jan-2018 15:47:04
Audit Action: Marked Compound Undetected Audit Reason: Invalid Compound ID

User Disabled Compound Report

TestAmerica Edison

Data File: \\ChromNA\Edison\ChromData\CVOAMS11\20180126-66625.b\N62522.D
Injection Date: 26-Jan-2018 10:56:30 Instrument ID: CVOAMS11
Lims ID: STD7
Client ID:
Operator ID: ALS Bottle#: 1 Worklist Smp#: 2
Purge Vol: 5.000 mL Dil. Factor: 1.0000
Method: 8260W_11 Limit Group: VOA - 8260C DKQP Water and Solid
Column: Rtx-624 (0.25 mm) Detector MS SCAN

20 Carbon disulfide, CAS: 75-15-0

Processing Results

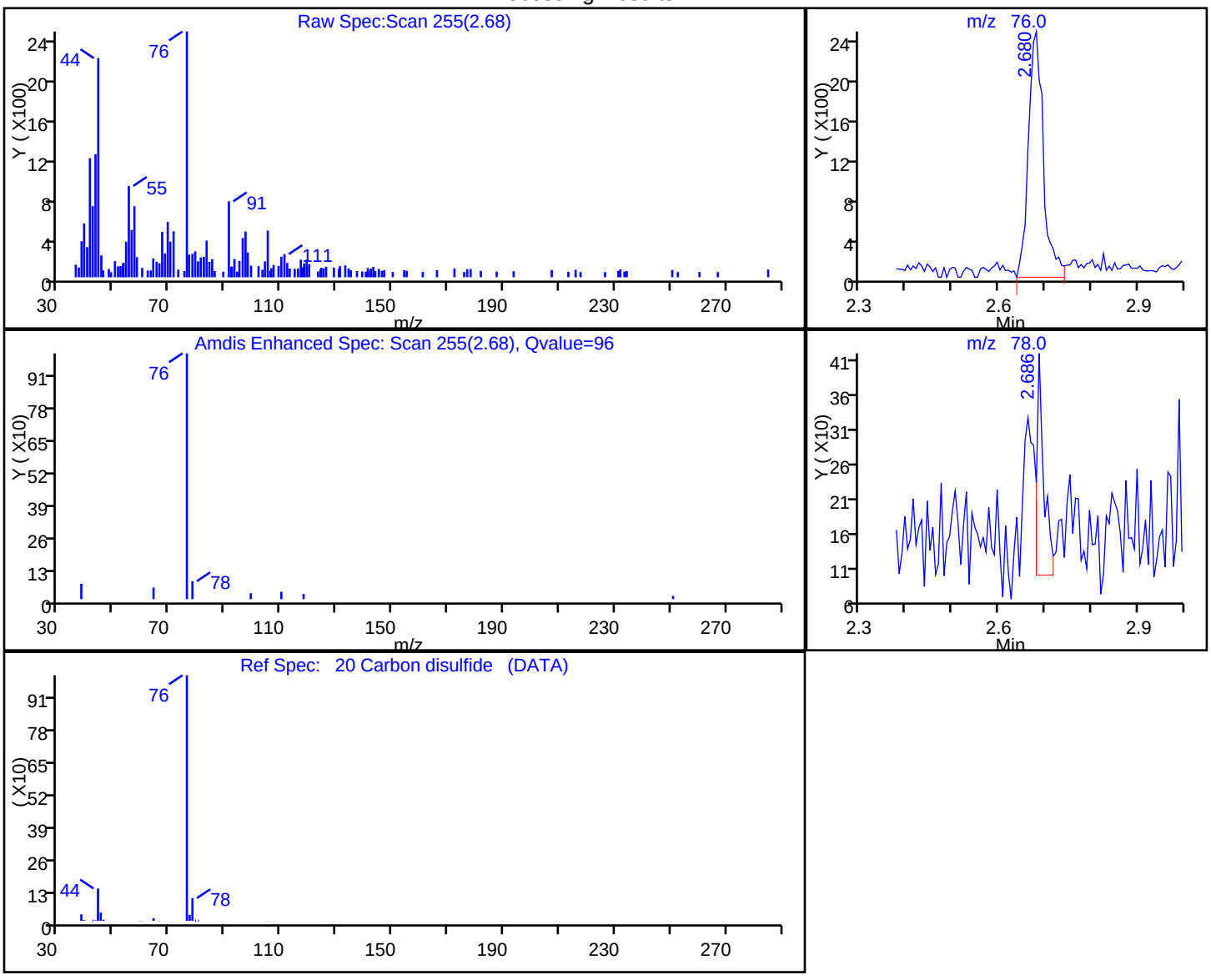

RT	Mass	Response	Amount
2.68	76.00	5441	0.407064
2.69	78.00	331	

Reviewer: delpolitov, 29-Jan-2018 15:47:04
Audit Action: Marked Compound Undetected Audit Reason: Invalid Compound ID

User Disabled Compound Report

TestAmerica Edison

Data File: \\ChromNA\Edison\ChromData\CVOAMS11\20180126-66625.b\N62522.D
Injection Date: 26-Jan-2018 10:56:30 Instrument ID: CVOAMS11
Lims ID: STD7
Client ID:
Operator ID: ALS Bottle#: 1 Worklist Smp#: 2
Purge Vol: 5.000 mL Dil. Factor: 1.0000
Method: 8260W_11 Limit Group: VOA - 8260C DKQP Water and Solid
Column: Rtx-624 (0.25 mm) Detector MS SCAN

52 Carbon tetrachloride, CAS: 56-23-5

Processing Results

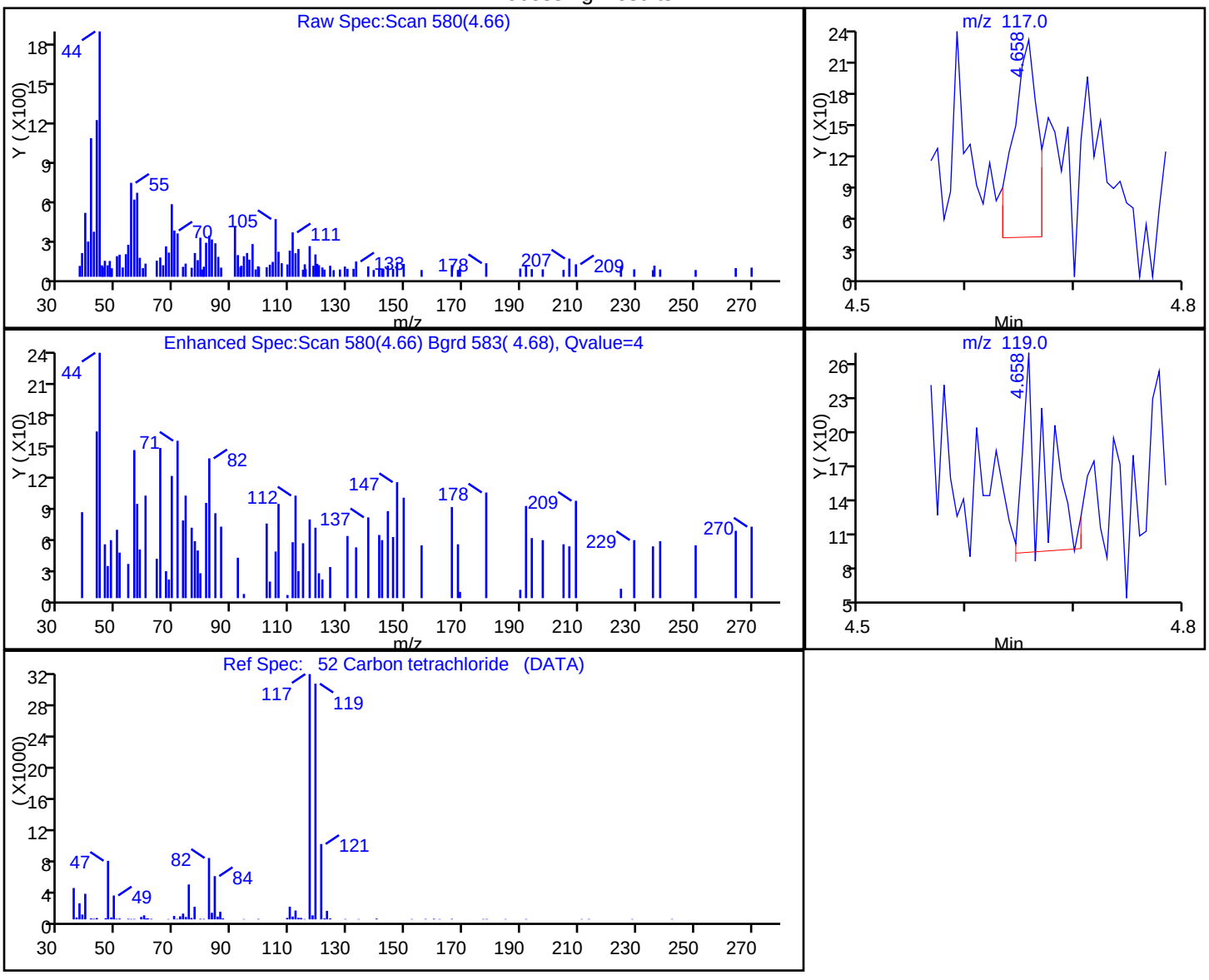

RT	Mass	Response	Amount
4.66	117.00	299	0.061503
4.66	119.00	228	

Reviewer: delpolitov, 29-Jan-2018 15:47:04
Audit Action: Marked Compound Undetected Audit Reason: Invalid Compound ID

User Disabled Compound Report

TestAmerica Edison

Data File: \\ChromNA\Edison\ChromData\CVOAMS11\20180126-66625.b\N62522.D
Injection Date: 26-Jan-2018 10:56:30 Instrument ID: CVOAMS11
Lims ID: STD7
Client ID:
Operator ID: ALS Bottle#: 1 Worklist Smp#: 2
Purge Vol: 5.000 mL Dil. Factor: 1.0000
Method: 8260W_11 Limit Group: VOA - 8260C DKQP Water and Solid
Column: Rtx-624 (0.25 mm) Detector MS SCAN

91 Chlorobenzene, CAS: 108-90-7

Processing Results

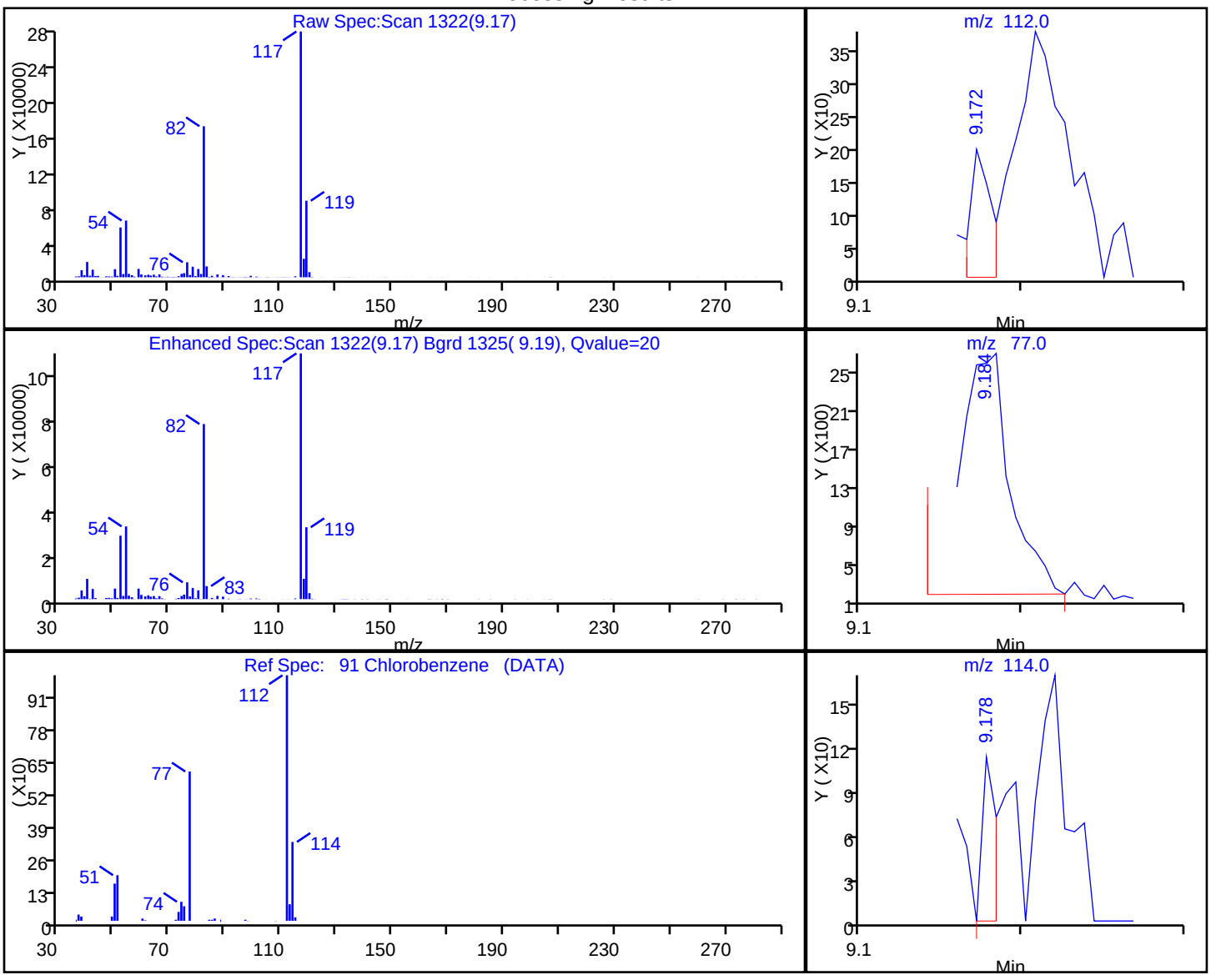

RT	Mass	Response	Amount
9.17	112.00	174	0.015754
9.18	77.00	5081	
9.18	114.00	67	

Reviewer: delpolitov, 29-Jan-2018 15:47:04
Audit Action: Marked Compound Undetected Audit Reason: Invalid Compound ID

User Disabled Compound Report

TestAmerica Edison

Data File: \\ChromNA\Edison\ChromData\CVOAMS11\20180126-66625.b\N62522.D
Injection Date: 26-Jan-2018 10:56:30 Instrument ID: CVOAMS11
Lims ID: STD7
Client ID:
Operator ID: ALS Bottle#: 1 Worklist Smp#: 2
Purge Vol: 5.000 mL Dil. Factor: 1.0000
Method: 8260W_11 Limit Group: VOA - 8260C DKQP Water and Solid
Column: Rtx-624 (0.25 mm) Detector MS SCAN

46 Chlorobromomethane, CAS: 74-97-5

Processing Results

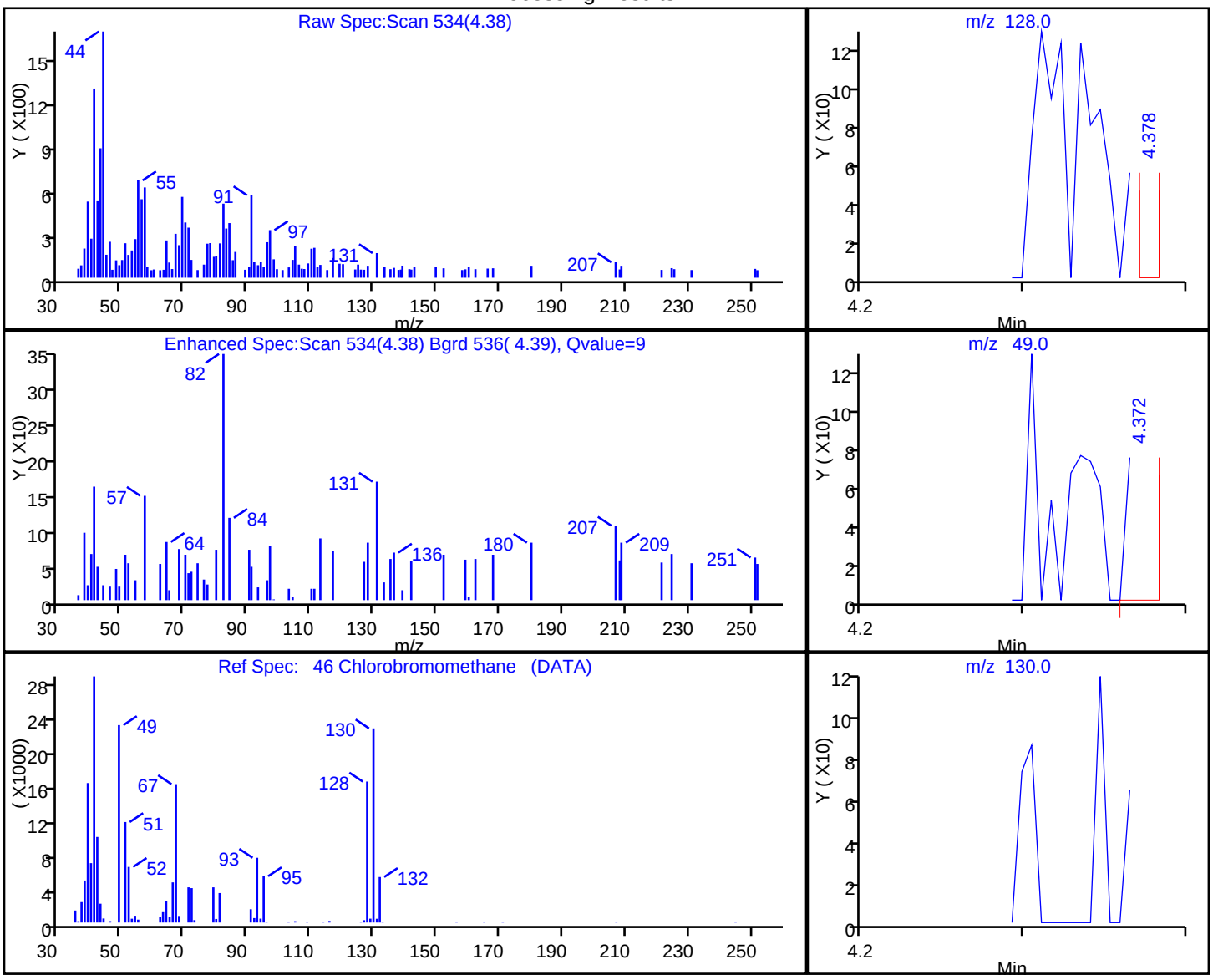

RT	Mass	Response	Amount
4.38	128.00	30	0.015328
4.37	49.00	87	
4.38	130.00	127	

Reviewer: delpolitov, 29-Jan-2018 15:47:04
Audit Action: Marked Compound Undetected Audit Reason: Invalid Compound ID

User Disabled Compound Report

TestAmerica Edison

Data File:	\\ChromNA\Edison\ChromData\CVOAMS11\20180126-66625.b\N62522.D		
Injection Date:	26-Jan-2018 10:56:30	Instrument ID:	CVOAMS11
Lims ID:	STD7		
Client ID:			
Operator ID:		ALS Bottle#:	1 Worklist Smp#: 2
Purge Vol:	5.000 mL	Dil. Factor:	1.0000
Method:	8260W_11	Limit Group:	VOA - 8260C DKQP Water and Solid
Column:	Rtx-624 (0.25 mm)	Detector	MS SCAN

88 Chlorodibromomethane, CAS: 124-48-1

Processing Results

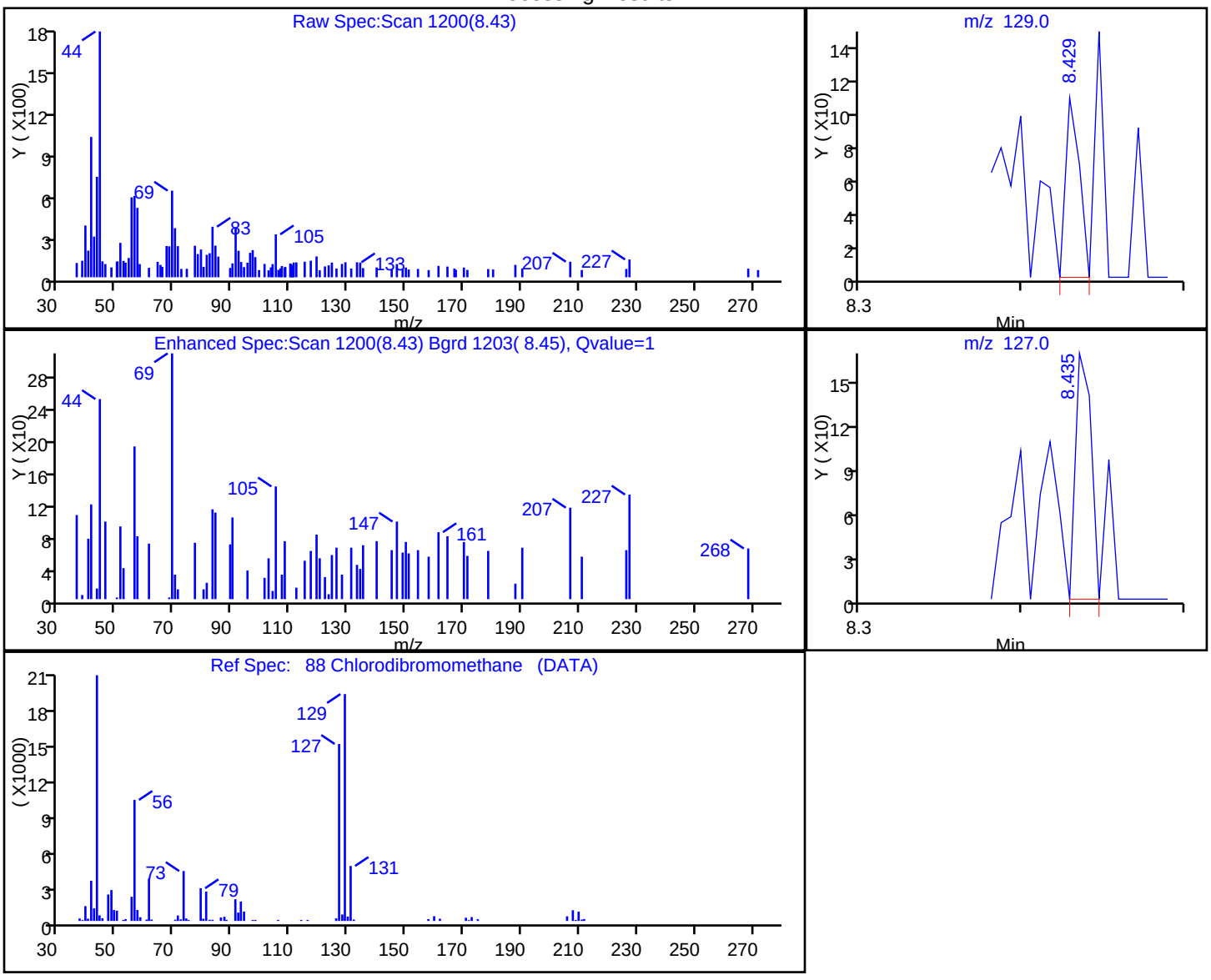

RT	Mass	Response	Amount
8.43	129.00	64	0.021474
8.44	127.00	110	

Reviewer: delpolitov, 29-Jan-2018 15:47:04

Audit Action: Marked Compound Undetected Audit Reason: Invalid Compound ID

User Disabled Compound Report

TestAmerica Edison

Data File: \\ChromNA\Edison\ChromData\CVOAMS11\20180126-66625.b\N62522.D
Injection Date: 26-Jan-2018 10:56:30 Instrument ID: CVOAMS11
Lims ID: STD7
Client ID:
Operator ID: ALS Bottle#: 1 Worklist Smp#: 2
Purge Vol: 5.000 mL Dil. Factor: 1.0000
Method: 8260W_11 Limit Group: VOA - 8260C DKQP Water and Solid
Column: Rtx-624 (0.25 mm) Detector MS SCAN

7 Chloroethane, CAS: 75-00-3

Processing Results

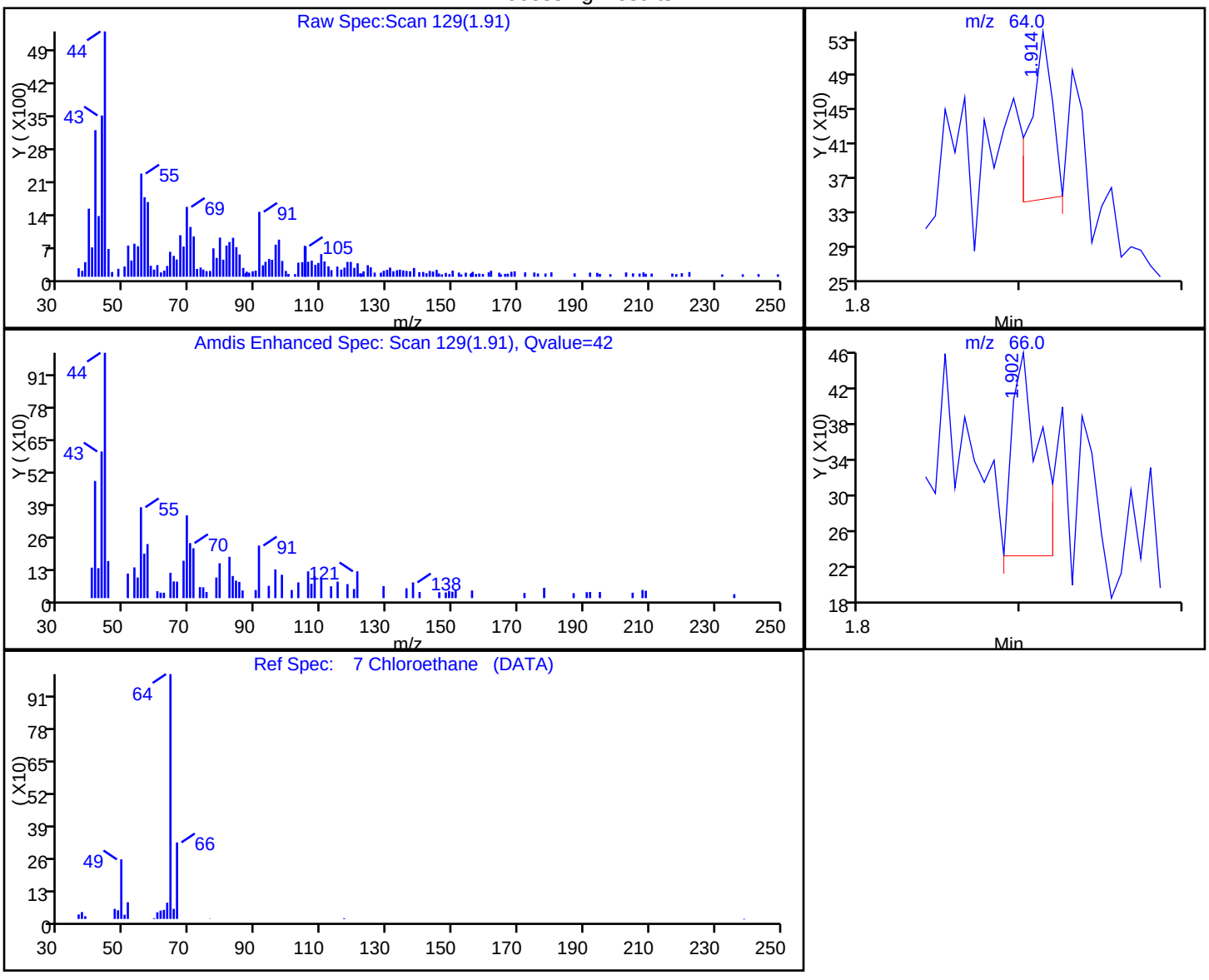

RT	Mass	Response	Amount
1.91	64.00	175	0.097853
1.90	66.00	260	

Reviewer: delpolitov, 29-Jan-2018 15:47:04
Audit Action: Marked Compound Undetected Audit Reason: Invalid Compound ID

User Disabled Compound Report

TestAmerica Edison

Data File: \\ChromNA\Edison\ChromData\CVOAMS11\20180126-66625.b\N62522.D
Injection Date: 26-Jan-2018 10:56:30 Instrument ID: CVOAMS11
Lims ID: STD7
Client ID:
Operator ID: ALS Bottle#: 1 Worklist Smp#: 2
Purge Vol: 5.000 mL Dil. Factor: 1.0000
Method: 8260W_11 Limit Group: VOA - 8260C DKQP Water and Solid
Column: Rtx-624 (0.25 mm) Detector MS SCAN

48 Chloroform, CAS: 67-66-3

Processing Results

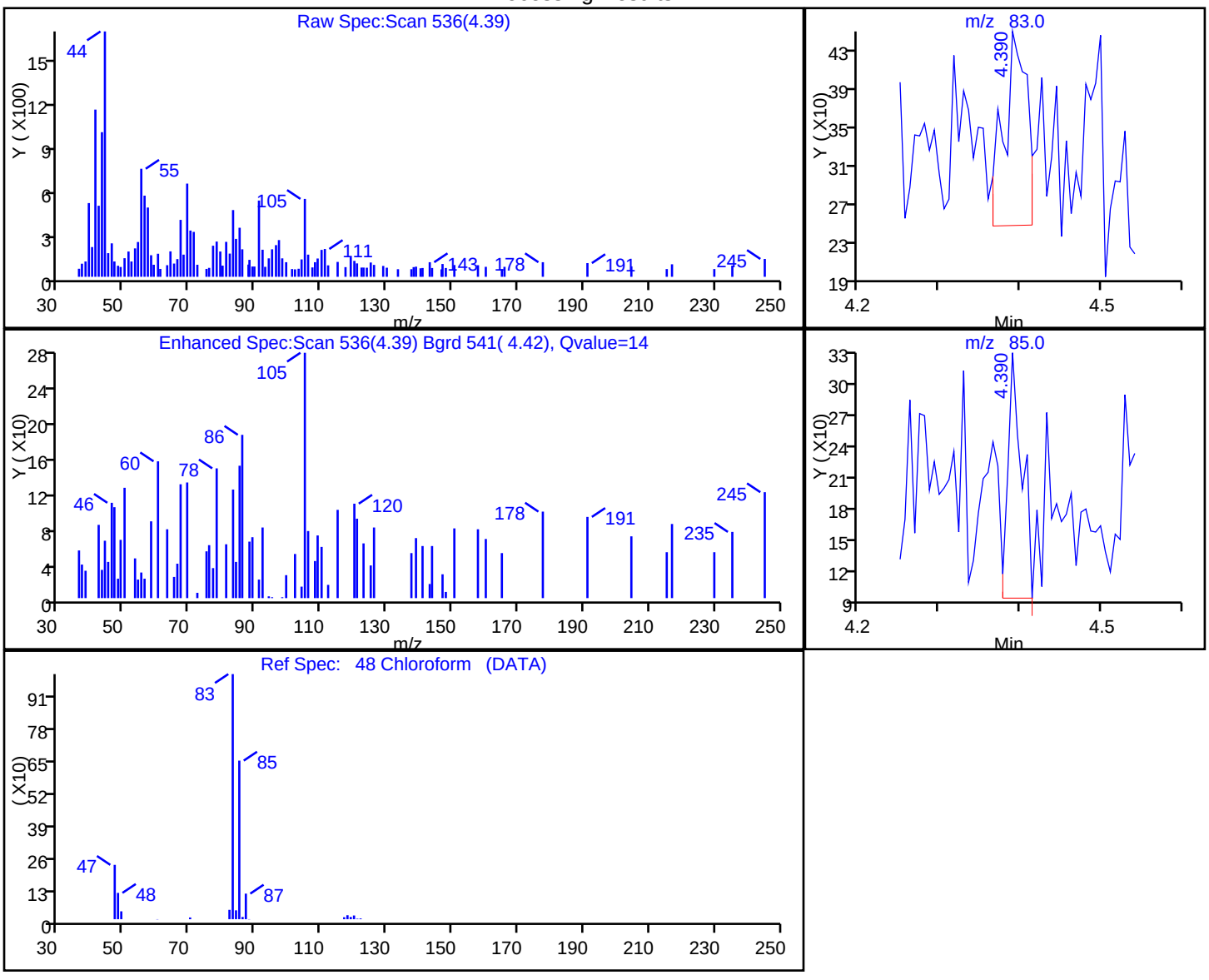

RT	Mass	Response	Amount
4.39	83.00	404	0.057239
4.39	85.00	281	

Reviewer: delpolitov, 29-Jan-2018 15:47:04
Audit Action: Marked Compound Undetected Audit Reason: Invalid Compound ID

User Disabled Compound Report

TestAmerica Edison

Data File: \\ChromNA\Edison\ChromData\CVOAMS11\20180126-66625.b\N62522.D
Injection Date: 26-Jan-2018 10:56:30 Instrument ID: CVOAMS11
Lims ID: STD7
Client ID:
Operator ID: ALS Bottle#: 1 Worklist Smp#: 2
Purge Vol: 5.000 mL Dil. Factor: 1.0000
Method: 8260W_11 Limit Group: VOA - 8260C DKQP Water and Solid
Column: Rtx-624 (0.25 mm) Detector MS SCAN

3 Chloromethane, CAS: 74-87-3

Processing Results

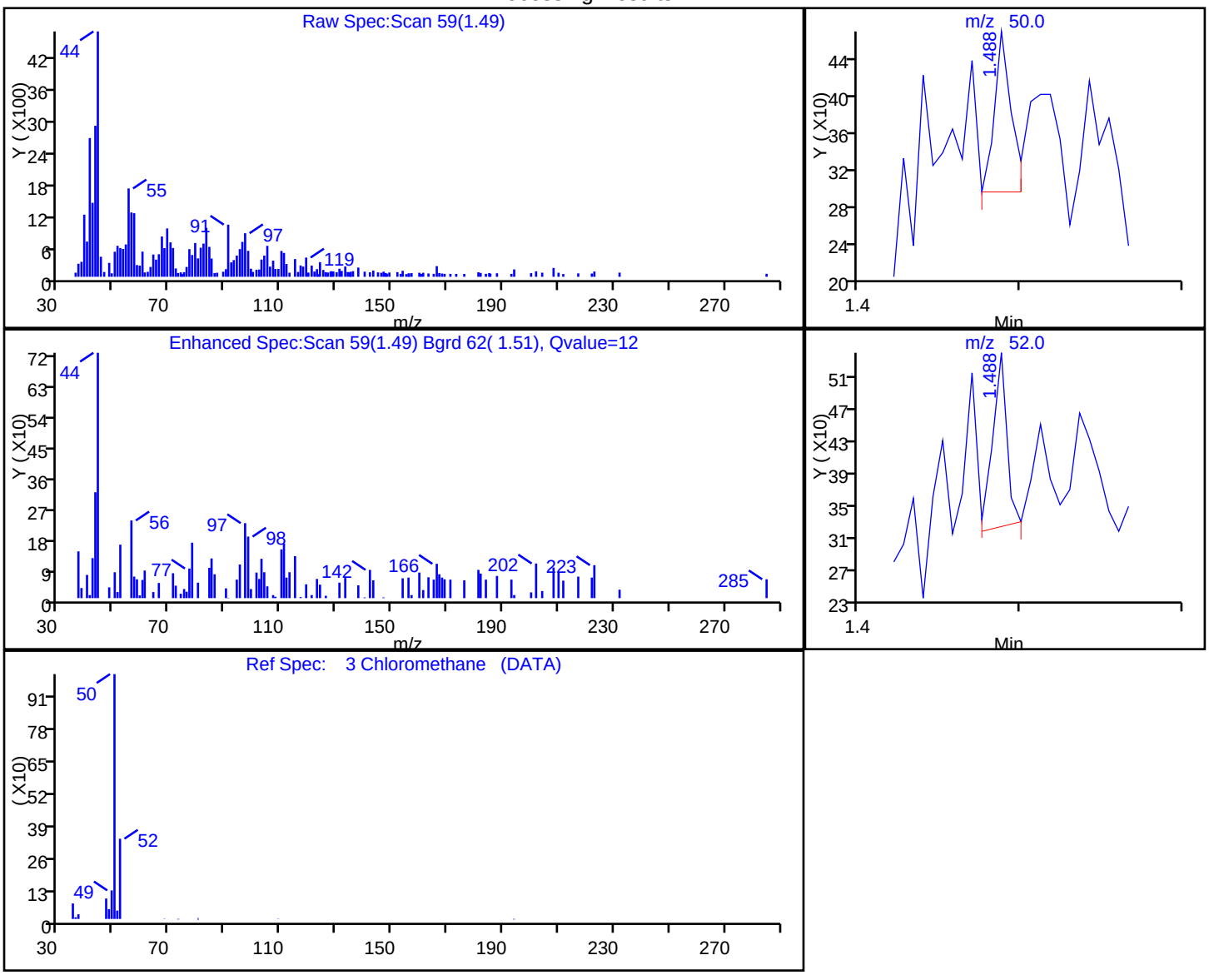

RT	Mass	Response	Amount
1.49	50.00	128	0.038168
1.49	52.00	132	

Reviewer: delpolitov, 29-Jan-2018 15:47:04
Audit Action: Marked Compound Undetected Audit Reason: Invalid Compound ID

User Disabled Compound Report

TestAmerica Edison

Data File: \\ChromNA\Edison\ChromData\CVOAMS11\20180126-66625.b\N62522.D
Injection Date: 26-Jan-2018 10:56:30 Instrument ID: CVOAMS11
Lims ID: STD7
Client ID:
Operator ID: ALS Bottle#: 1 Worklist Smp#: 2
Purge Vol: 5.000 mL Dil. Factor: 1.0000
Method: 8260W_11 Limit Group: VOA - 8260C DKQP Water and Solid
Column: Rtx-624 (0.25 mm) Detector MS SCAN

1 Chlorotrifluoroethene, CAS: 79-38-9

Processing Results

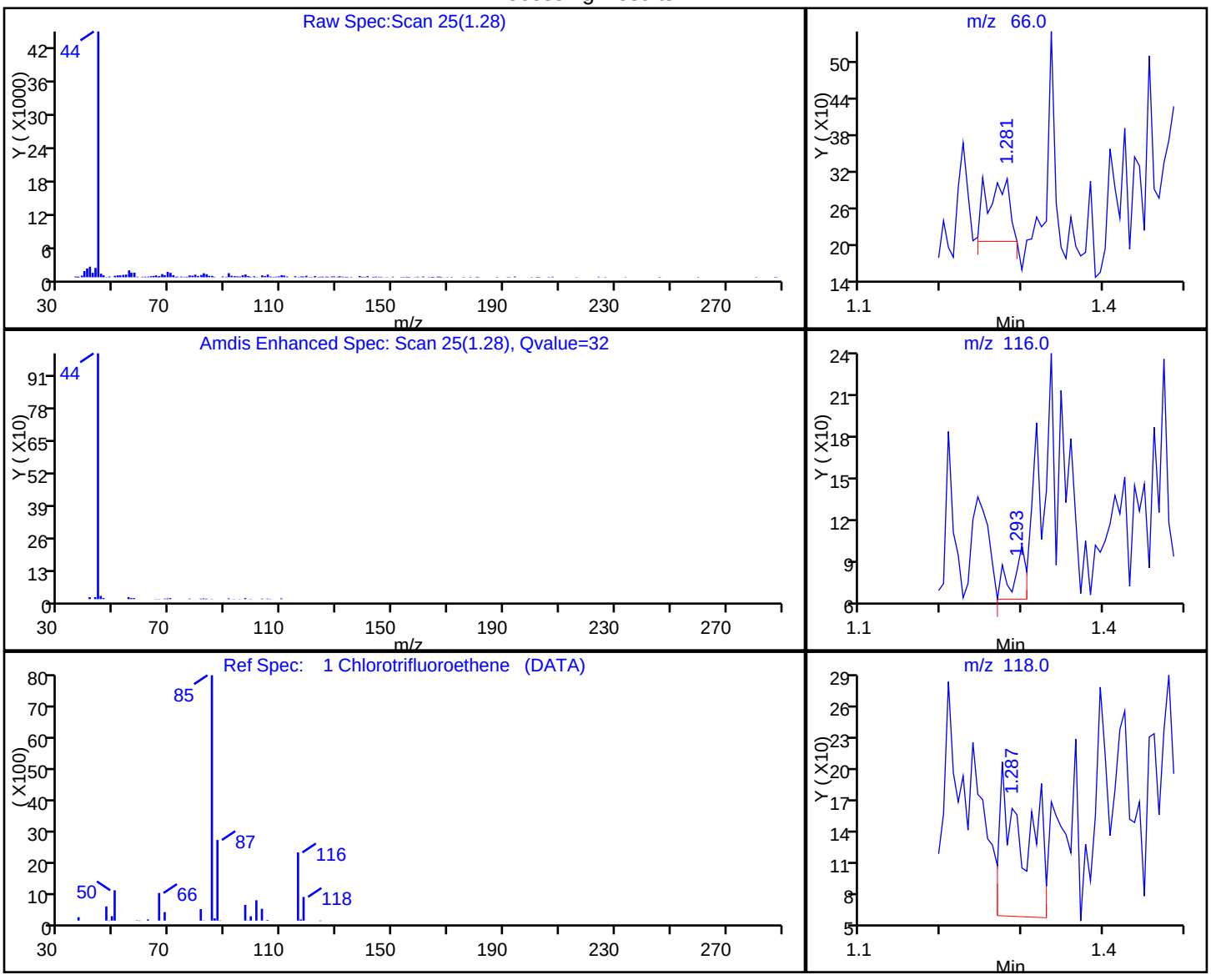

RT	Mass	Response	Amount
1.28	66.00	193	0.206035
1.29	116.00	42	
1.29	118.00	311	

Reviewer: delpolitov, 29-Jan-2018 15:47:04
Audit Action: Marked Compound Undetected Audit Reason: Invalid Compound ID

User Disabled Compound Report

TestAmerica Edison

Data File: \\ChromNA\Edison\ChromData\CVOAMS11\20180126-66625.b\N62522.D
Injection Date: 26-Jan-2018 10:56:30 Instrument ID: CVOAMS11
Lims ID: STD7
Client ID:
Operator ID: ALS Bottle#: 1 Worklist Smp#: 2
Purge Vol: 5.000 mL Dil. Factor: 1.0000
Method: 8260W_11 Limit Group: VOA - 8260C DKQP Water and Solid
Column: Rtx-624 (0.25 mm) Detector MS SCAN

40 cis-1,2-Dichloroethene, CAS: 156-59-2

Processing Results

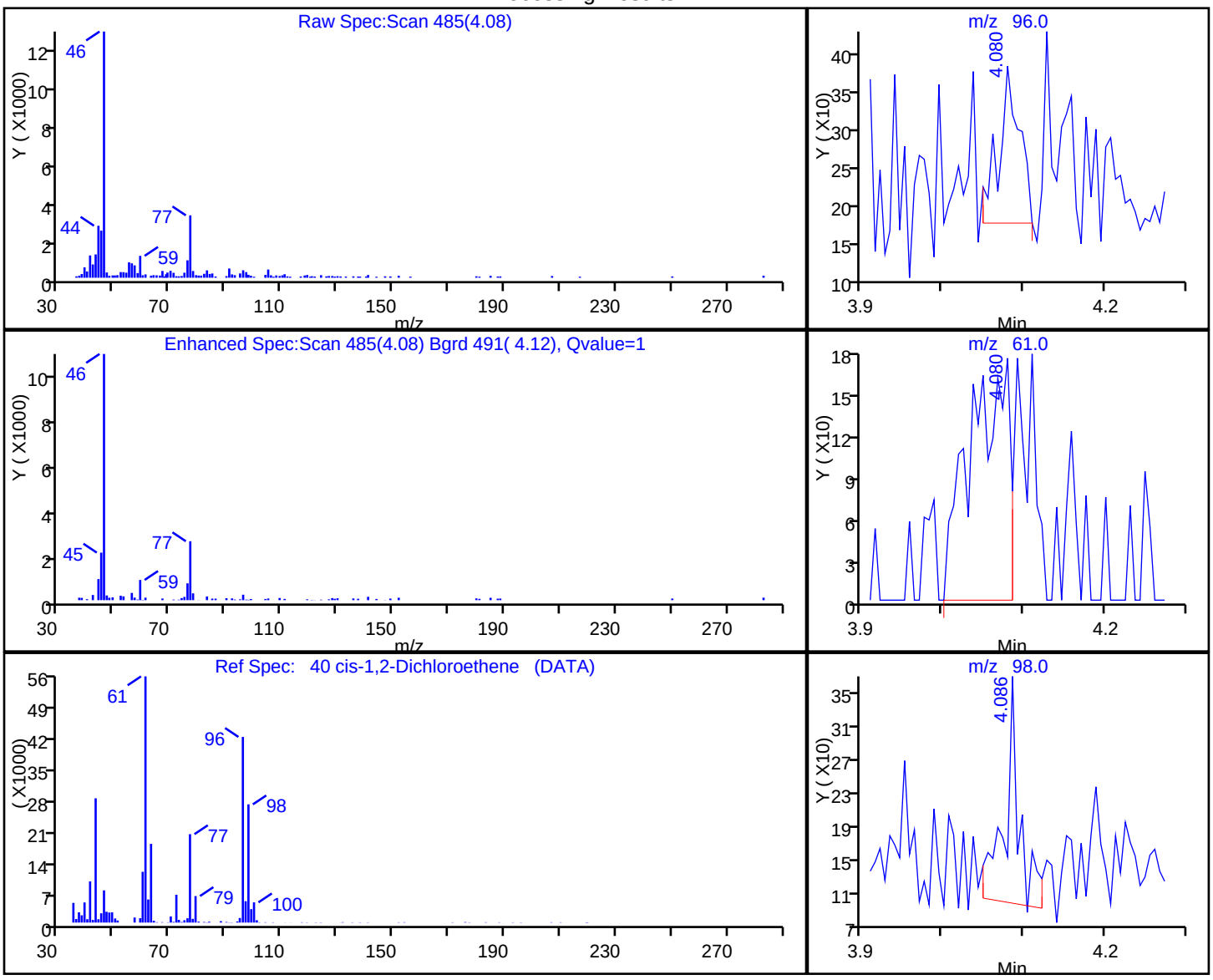

RT	Mass	Response	Amount
4.08	96.00	368	0.080502
4.08	61.00	570	
4.09	98.00	340	

Reviewer: delpolitov, 29-Jan-2018 15:47:04
Audit Action: Marked Compound Undetected Audit Reason: Invalid Compound ID

User Disabled Compound Report

TestAmerica Edison

Data File: \\ChromNA\Edison\ChromData\CVOAMS11\20180126-66625.b\N62522.D
Injection Date: 26-Jan-2018 10:56:30 Instrument ID: CVOAMS11
Lims ID: STD7
Client ID:
Operator ID: ALS Bottle#: 1 Worklist Smp#: 2
Purge Vol: 5.000 mL Dil. Factor: 1.0000
Method: 8260W_11 Limit Group: VOA - 8260C DKQP Water and Solid
Column: Rtx-624 (0.25 mm) Detector MS SCAN

77 cis-1,3-Dichloropropene, CAS: 10061-01-5

Processing Results

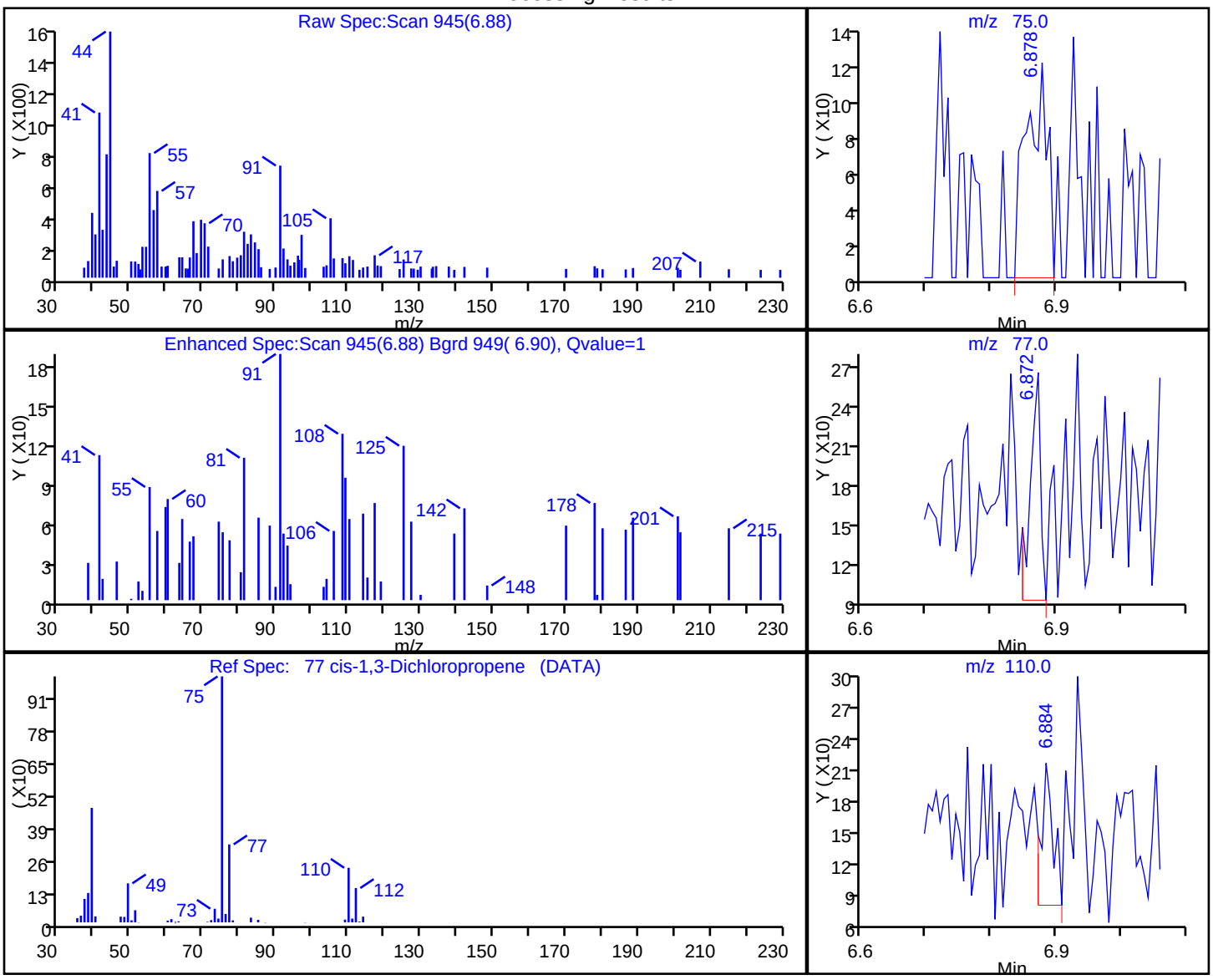

RT	Mass	Response	Amount
6.88	75.00	262	0.039638
6.87	77.00	190	
6.88	110.00	164	

Reviewer: delpolitov, 29-Jan-2018 15:47:04
Audit Action: Marked Compound Undetected Audit Reason: Invalid Compound ID

User Disabled Compound Report

TestAmerica Edison

Data File: \\ChromNA\Edison\ChromData\CVOAMS11\20180126-66625.b\N62522.D
Injection Date: 26-Jan-2018 10:56:30 Instrument ID: CVOAMS11
Lims ID: STD7
Client ID:
Operator ID: ALS Bottle#: 1 Worklist Smp#: 2
Purge Vol: 5.000 mL Dil. Factor: 1.0000
Method: 8260W_11 Limit Group: VOA - 8260C DKQP Water and Solid
Column: Rtx-624 (0.25 mm) Detector MS SCAN

49 Cyclohexane, CAS: 110-82-7

Processing Results

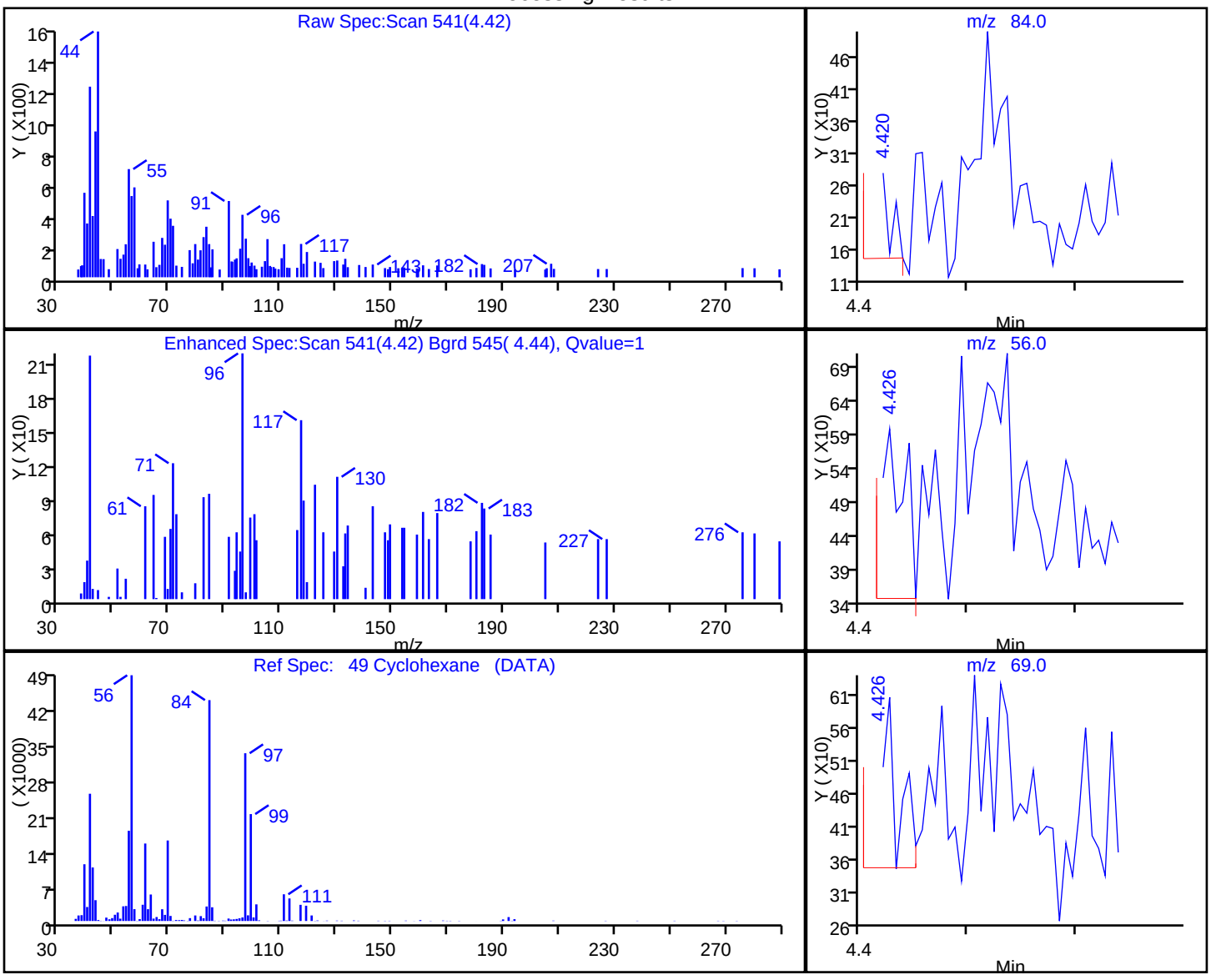

RT	Mass	Response	Amount
4.42	84.00	177	0.026217
4.43	56.00	377	
4.43	69.00	289	

Reviewer: delpolitov, 29-Jan-2018 15:47:04
Audit Action: Marked Compound Undetected Audit Reason: Invalid Compound ID

User Disabled Compound Report

TestAmerica Edison

Data File: \\ChromNA\Edison\ChromData\CVOAMS11\20180126-66625.b\N62522.D
Injection Date: 26-Jan-2018 10:56:30 Instrument ID: CVOAMS11
Lims ID: STD7
Client ID:
Operator ID: ALS Bottle#: 1 Worklist Smp#: 2
Purge Vol: 5.000 mL Dil. Factor: 1.0000
Method: 8260W_11 Limit Group: VOA - 8260C DKQP Water and Solid
Column: Rtx-624 (0.25 mm) Detector MS SCAN

23 Cyclopentene, CAS: 142-29-0

Processing Results

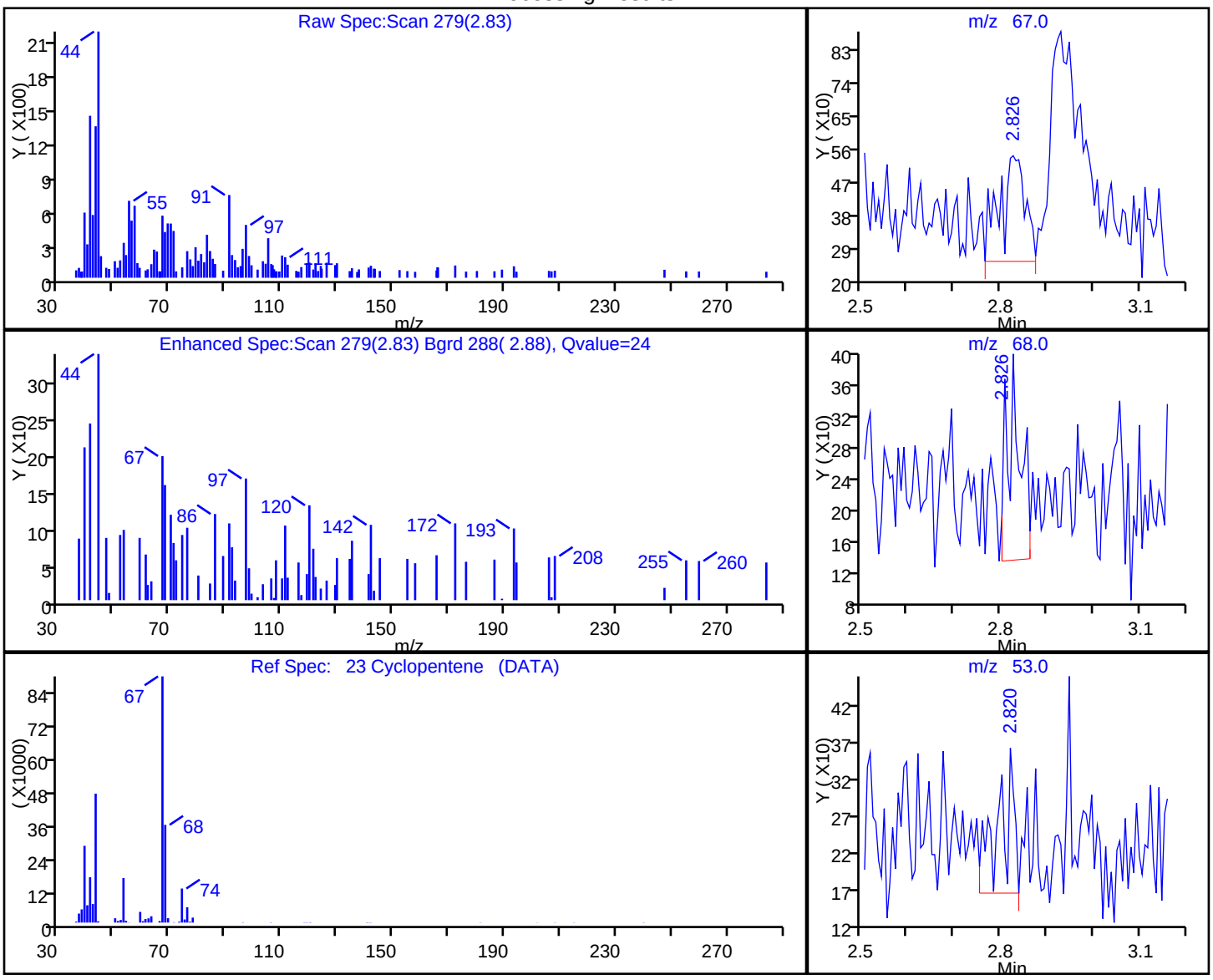

RT	Mass	Response	Amount
2.83	67.00	1117	0.118633
2.83	68.00	526	
2.82	53.00	443	

Reviewer: delpolitov, 29-Jan-2018 15:47:04
Audit Action: Marked Compound Undetected Audit Reason: Invalid Compound ID

User Disabled Compound Report

TestAmerica Edison

Data File: \\ChromNA\Edison\ChromData\CVOAMS11\20180126-66625.b\N62522.D
Injection Date: 26-Jan-2018 10:56:30 Instrument ID: CVOAMS11
Lims ID: STD7
Client ID:
Operator ID: ALS Bottle#: 1 Worklist Smp#: 2
Purge Vol: 5.000 mL Dil. Factor: 1.0000
Method: 8260W_11 Limit Group: VOA - 8260C DKQP Water and Solid
Column: Rtx-624 (0.25 mm) Detector MS SCAN

73 Dichlorobromomethane, CAS: 75-27-4

Processing Results

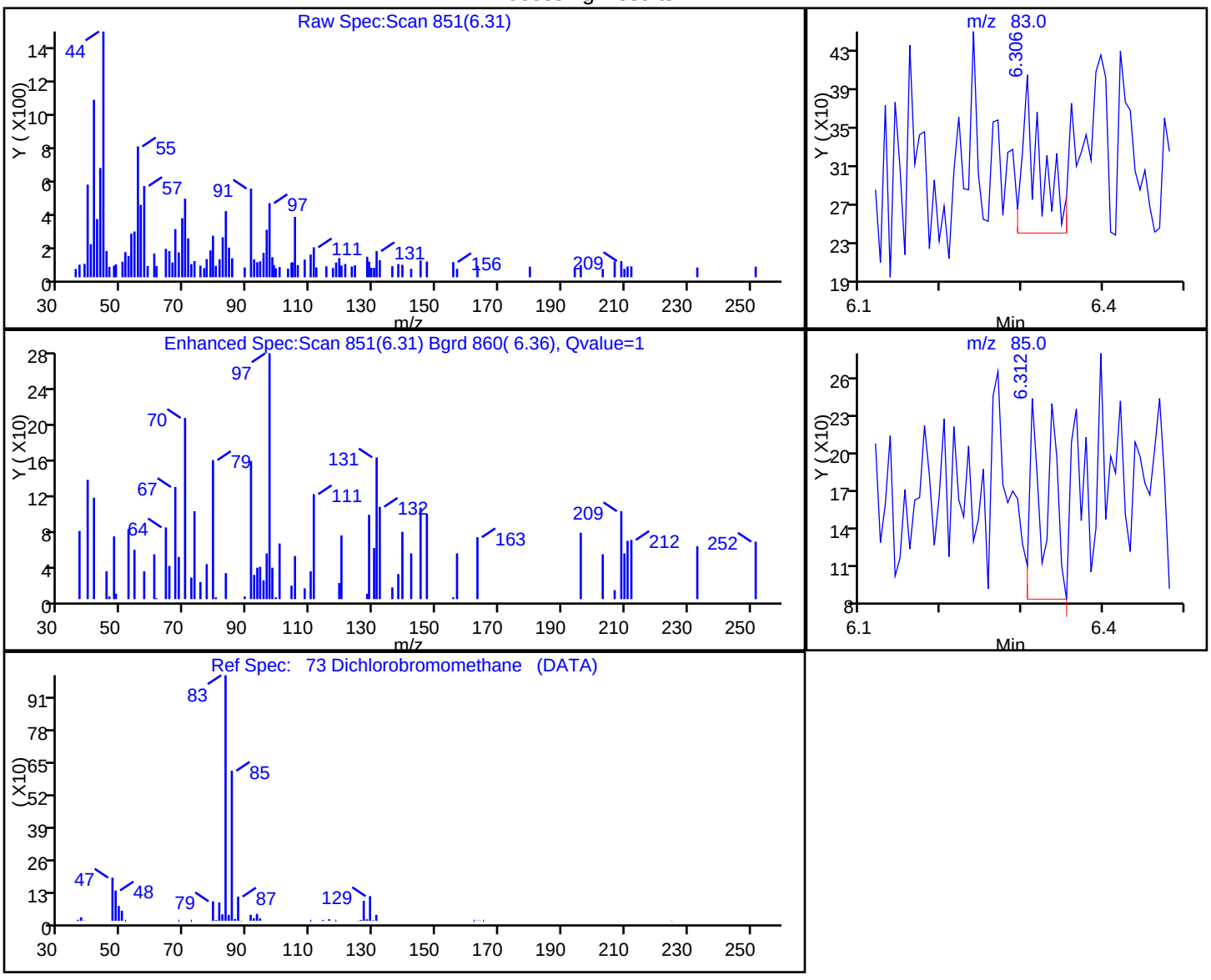

RT	Mass	Response	Amount
6.31	83.00	244	0.051891
6.31	85.00	234	

Reviewer: delpolitov, 29-Jan-2018 15:47:04
Audit Action: Marked Compound Undetected Audit Reason: Invalid Compound ID

User Disabled Compound Report

TestAmerica Edison

Data File: \\ChromNA\Edison\ChromData\CVOAMS11\20180126-66625.b\N62522.D
Injection Date: 26-Jan-2018 10:56:30 Instrument ID: CVOAMS11
Lims ID: STD7
Client ID:
Operator ID: ALS Bottle#: 1 Worklist Smp#: 2
Purge Vol: 5.000 mL Dil. Factor: 1.0000
Method: 8260W_11 Limit Group: VOA - 8260C DKQP Water and Solid
Column: Rtx-624 (0.25 mm) Detector MS SCAN

2 Dichlorodifluoromethane, CAS: 75-71-8

Processing Results

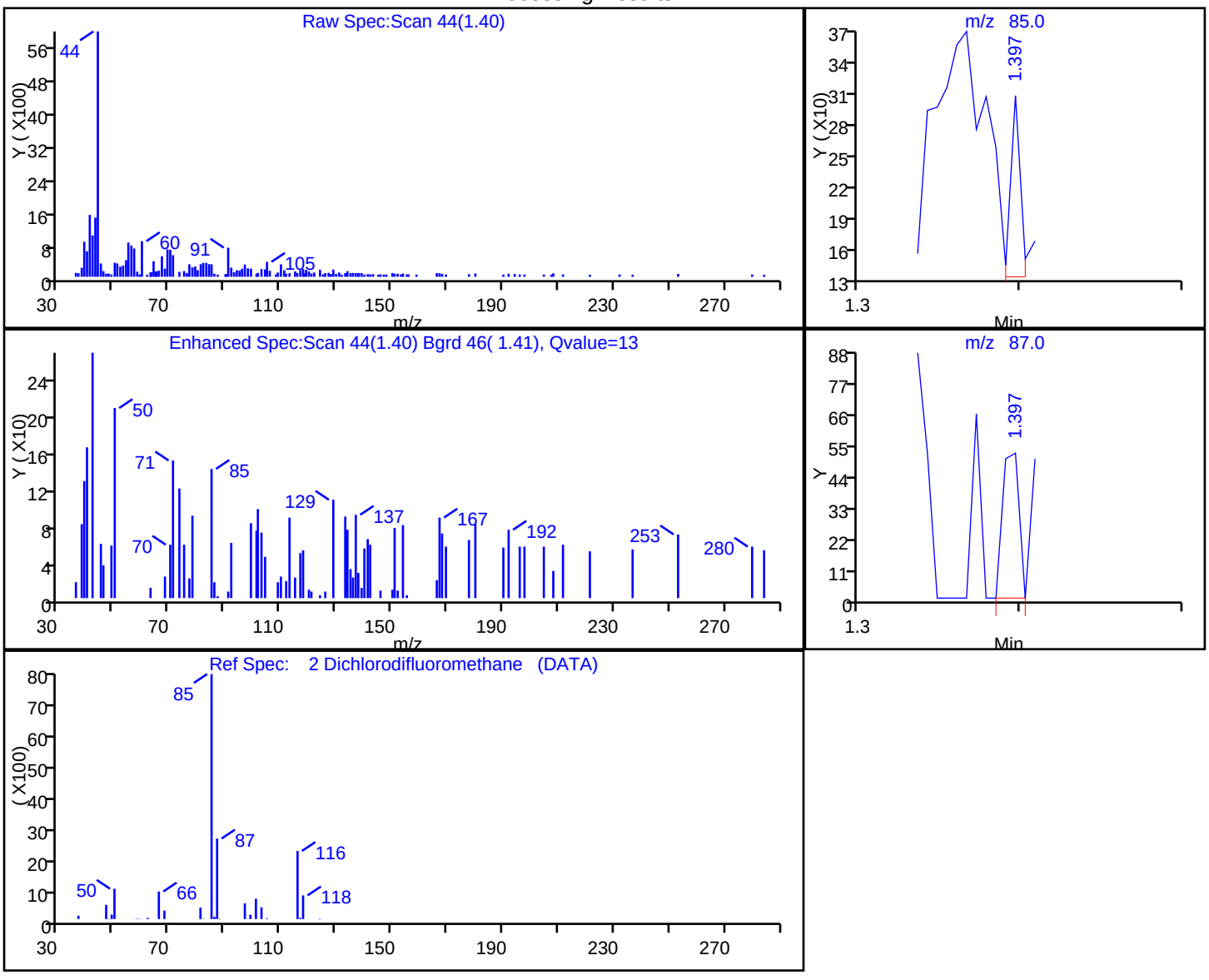

RT	Mass	Response	Amount
1.40	85.00	73	0.010804
1.40	87.00	37	

Reviewer: delpolitov, 29-Jan-2018 15:47:04
Audit Action: Marked Compound Undetected Audit Reason: Invalid Compound ID

User Disabled Compound Report

TestAmerica Edison

Data File: \\ChromNA\Edison\ChromData\CVOAMS11\20180126-66625.b\N62522.D
Injection Date: 26-Jan-2018 10:56:30 Instrument ID: CVOAMS11
Lims ID: STD7
Client ID:
Operator ID: ALS Bottle#: 1 Worklist Smp#: 2
Purge Vol: 5.000 mL Dil. Factor: 1.0000
Method: 8260W_11 Limit Group: VOA - 8260C DKQP Water and Solid
Column: Rtx-624 (0.25 mm) Detector MS SCAN

11 Ethanol, CAS: 64-17-5

Processing Results

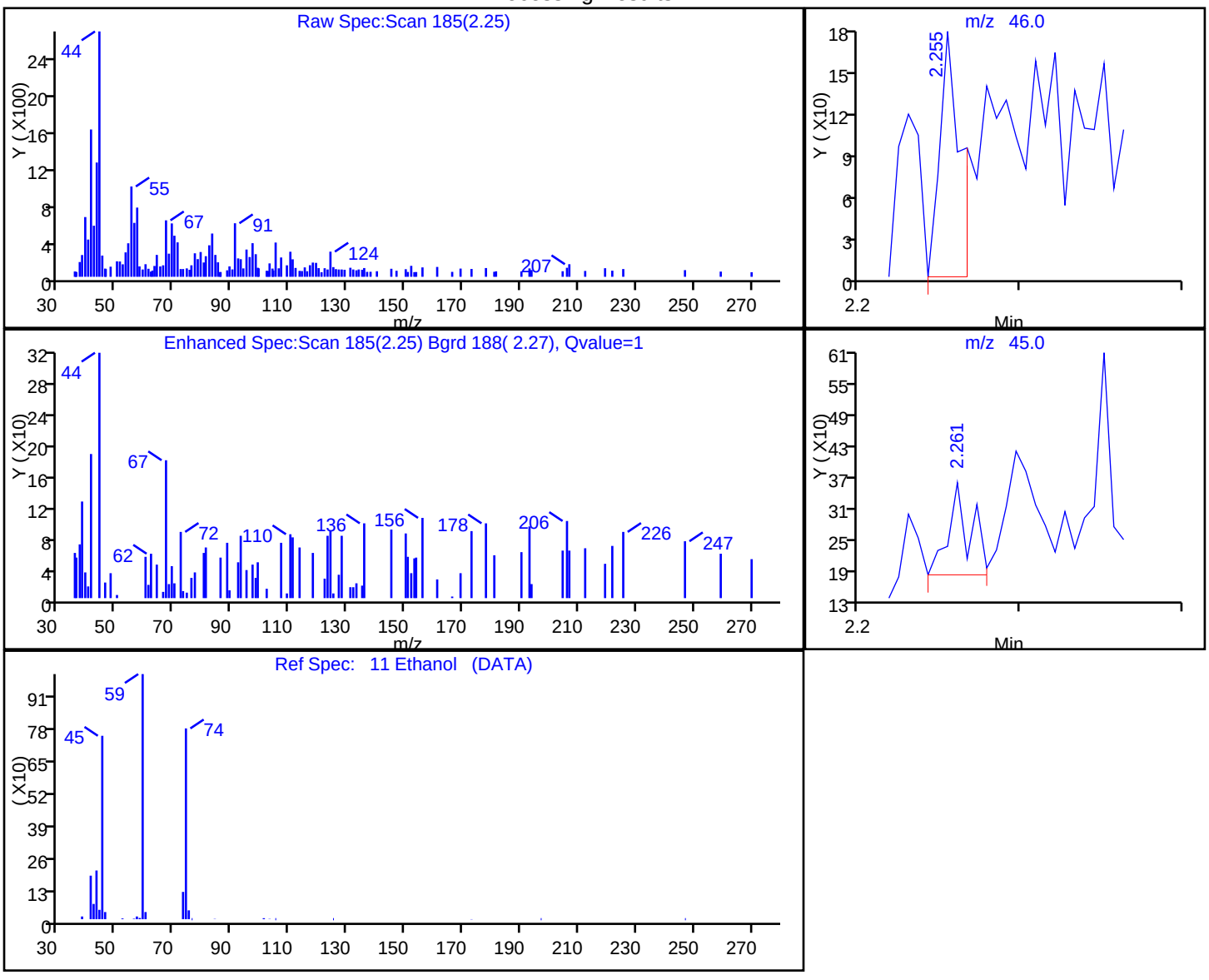

RT	Mass	Response	Amount
2.25	46.00	156	17.516633
2.26	45.00	168	

Reviewer: delpolitov, 29-Jan-2018 15:47:04
Audit Action: Marked Compound Undetected Audit Reason: Invalid Compound ID

User Disabled Compound Report

TestAmerica Edison

Data File: \\ChromNA\Edison\ChromData\CVOAMS11\20180126-66625.b\N62522.D
Injection Date: 26-Jan-2018 10:56:30 Instrument ID: CVOAMS11
Lims ID: STD7
Client ID:
Operator ID: ALS Bottle#: 1 Worklist Smp#: 2
Purge Vol: 5.000 mL Dil. Factor: 1.0000
Method: 8260W_11 Limit Group: VOA - 8260C DKQP Water and Solid
Column: Rtx-624 (0.25 mm) Detector MS SCAN

42 Ethyl acetate, CAS: 141-78-6

Processing Results

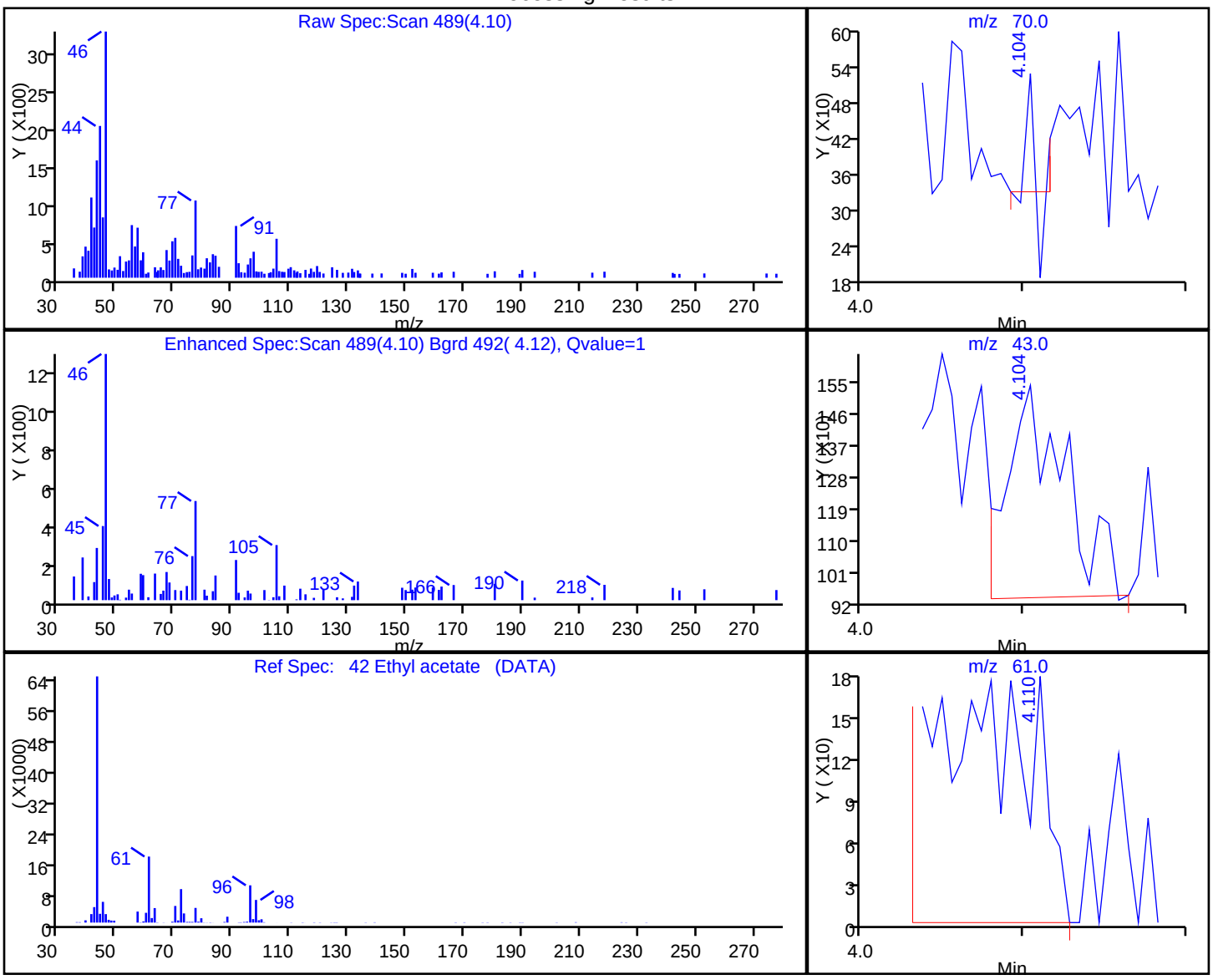

RT	Mass	Response	Amount
4.10	70.00	45	0.146996
4.10	43.00	1507	
4.11	61.00	685	

Reviewer: delpolitov, 29-Jan-2018 15:47:04
Audit Action: Marked Compound Undetected Audit Reason: Invalid Compound ID

User Disabled Compound Report

TestAmerica Edison

Data File: \\ChromNA\Edison\ChromData\CVOAMS11\20180126-66625.b\N62522.D
Injection Date: 26-Jan-2018 10:56:30 Instrument ID: CVOAMS11
Lims ID: STD7
Client ID:
Operator ID: ALS Bottle#: 1 Worklist Smp#: 2
Purge Vol: 5.000 mL Dil. Factor: 1.0000
Method: 8260W_11 Limit Group: VOA - 8260C DKQP Water and Solid
Column: Rtx-624 (0.25 mm) Detector MS SCAN

66 Ethyl acrylate, CAS: 140-88-5

Processing Results

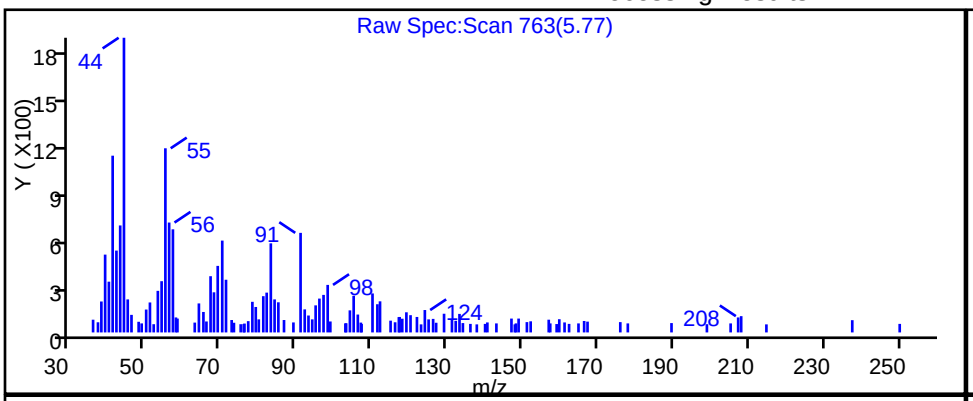

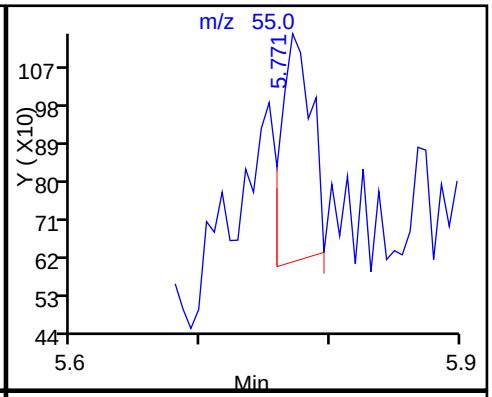

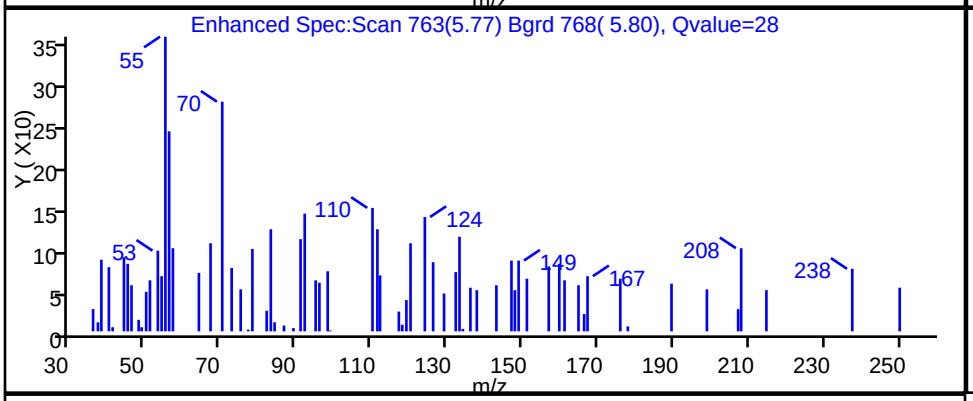

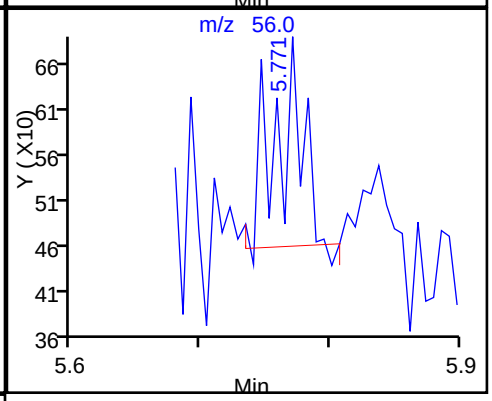

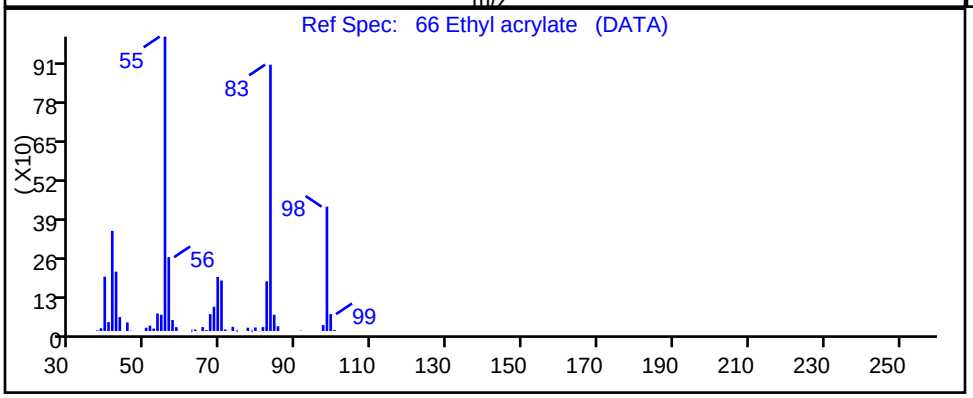

RT	Mass	Response	Amount
5.77	55.00	870	0.105041
5.77	56.00	310	

Reviewer: delpolitov, 29-Jan-2018 15:47:04
Audit Action: Marked Compound Undetected Audit Reason: Invalid Compound ID

User Disabled Compound Report

TestAmerica Edison

Data File: \\ChromNA\Edison\ChromData\CVOAMS11\20180126-66625.b\N62522.D
Injection Date: 26-Jan-2018 10:56:30 Instrument ID: CVOAMS11
Lims ID: STD7
Client ID:
Operator ID: ALS Bottle#: 1 Worklist Smp#: 2
Purge Vol: 5.000 mL Dil. Factor: 1.0000
Method: 8260W_11 Limit Group: VOA - 8260C DKQP Water and Solid
Column: Rtx-624 (0.25 mm) Detector MS SCAN

12 Ethyl ether, CAS: 60-29-7

Processing Results

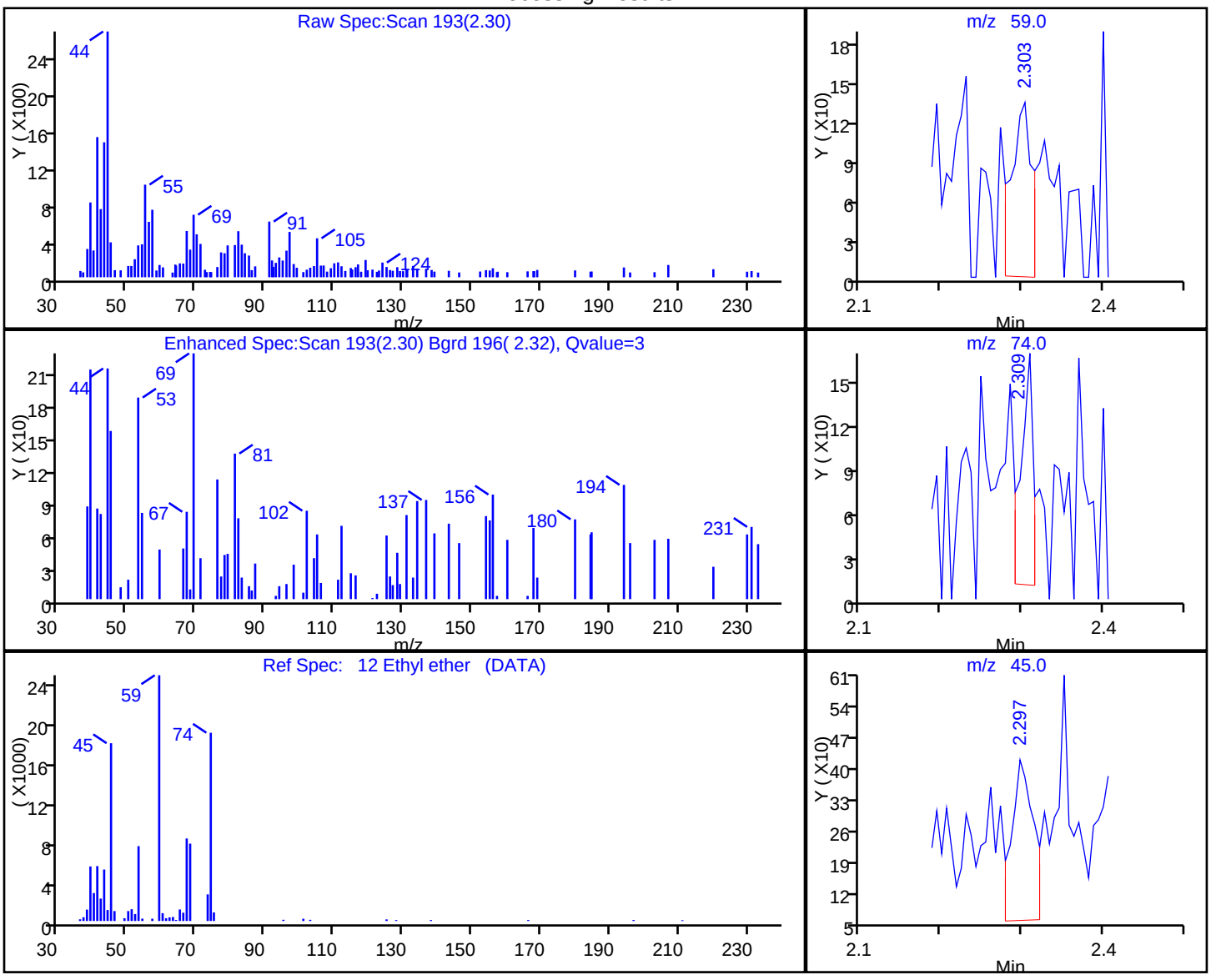

RT	Mass	Response	Amount
2.30	59.00	237	0.077861
2.31	74.00	162	
2.30	45.00	683	

Reviewer: delpolitov, 29-Jan-2018 15:47:04
Audit Action: Marked Compound Undetected Audit Reason: Invalid Compound ID

User Disabled Compound Report

TestAmerica Edison

Data File: \\ChromNA\Edison\ChromData\CVOAMS11\20180126-66625.b\N62522.D
Injection Date: 26-Jan-2018 10:56:30 Instrument ID: CVOAMS11
Lims ID: STD7
Client ID:
Operator ID: ALS Bottle#: 1 Worklist Smp#: 2
Purge Vol: 5.000 mL Dil. Factor: 1.0000
Method: 8260W_11 Limit Group: VOA - 8260C DKQP Water and Solid
Column: Rtx-624 (0.25 mm) Detector MS SCAN

82 Ethyl methacrylate, CAS: 97-63-2

Processing Results

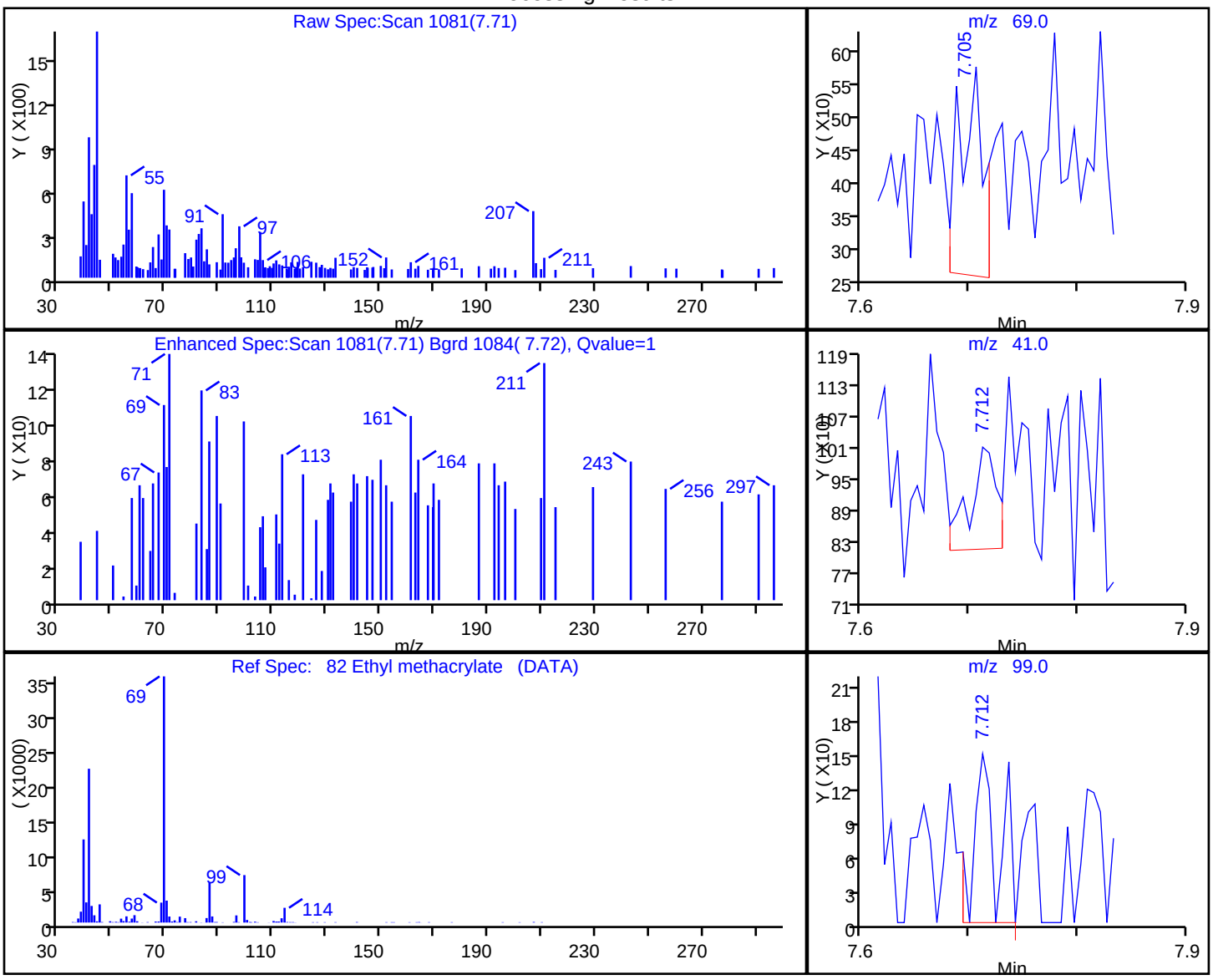

RT	Mass	Response	Amount
7.71	69.00	479	0.109799
7.71	41.00	340	
7.71	99.00	228	

Reviewer: delpolitov, 29-Jan-2018 15:47:04
Audit Action: Marked Compound Undetected Audit Reason: Invalid Compound ID

User Disabled Compound Report

TestAmerica Edison

Data File: \\ChromNA\Edison\ChromData\CVOAMS11\20180126-66625.b\N62522.D
Injection Date: 26-Jan-2018 10:56:30 Instrument ID: CVOAMS11
Lims ID: STD7
Client ID:
Operator ID: ALS Bottle#: 1 Worklist Smp#: 2
Purge Vol: 5.000 mL Dil. Factor: 1.0000
Method: 8260W_11 Limit Group: VOA - 8260C DKQP Water and Solid
Column: Rtx-624 (0.25 mm) Detector MS SCAN

92 Ethylbenzene, CAS: 100-41-4

Processing Results

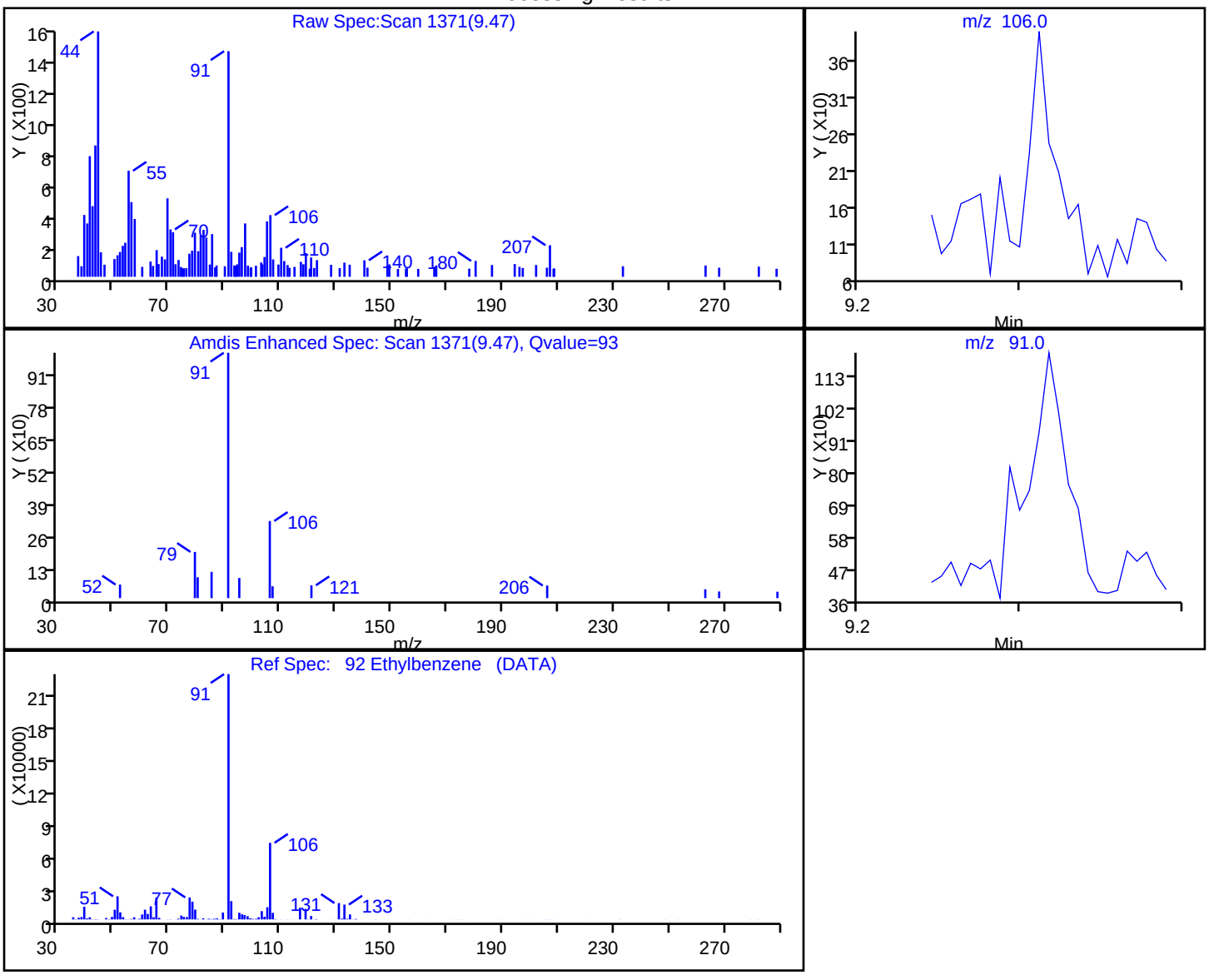

RT	Mass	Response	Amount
9.47	106.00	370	0.059166
9.47	91.00	1280	

Reviewer: delpolitov, 29-Jan-2018 15:47:04
Audit Action: Marked Compound Undetected Audit Reason: Invalid Compound ID

User Disabled Compound Report

TestAmerica Edison

Data File: \\ChromNA\Edison\ChromData\CVOAMS11\20180126-66625.b\N62522.D
Injection Date: 26-Jan-2018 10:56:30 Instrument ID: CVOAMS11
Lims ID: STD7
Client ID:
Operator ID: ALS Bottle#: 1 Worklist Smp#: 2
Purge Vol: 5.000 mL Dil. Factor: 1.0000
Method: 8260W_11 Limit Group: VOA - 8260C DKQP Water and Solid
Column: Rtx-624 (0.25 mm) Detector MS SCAN

89 Ethylene Dibromide, CAS: 106-93-4

Processing Results

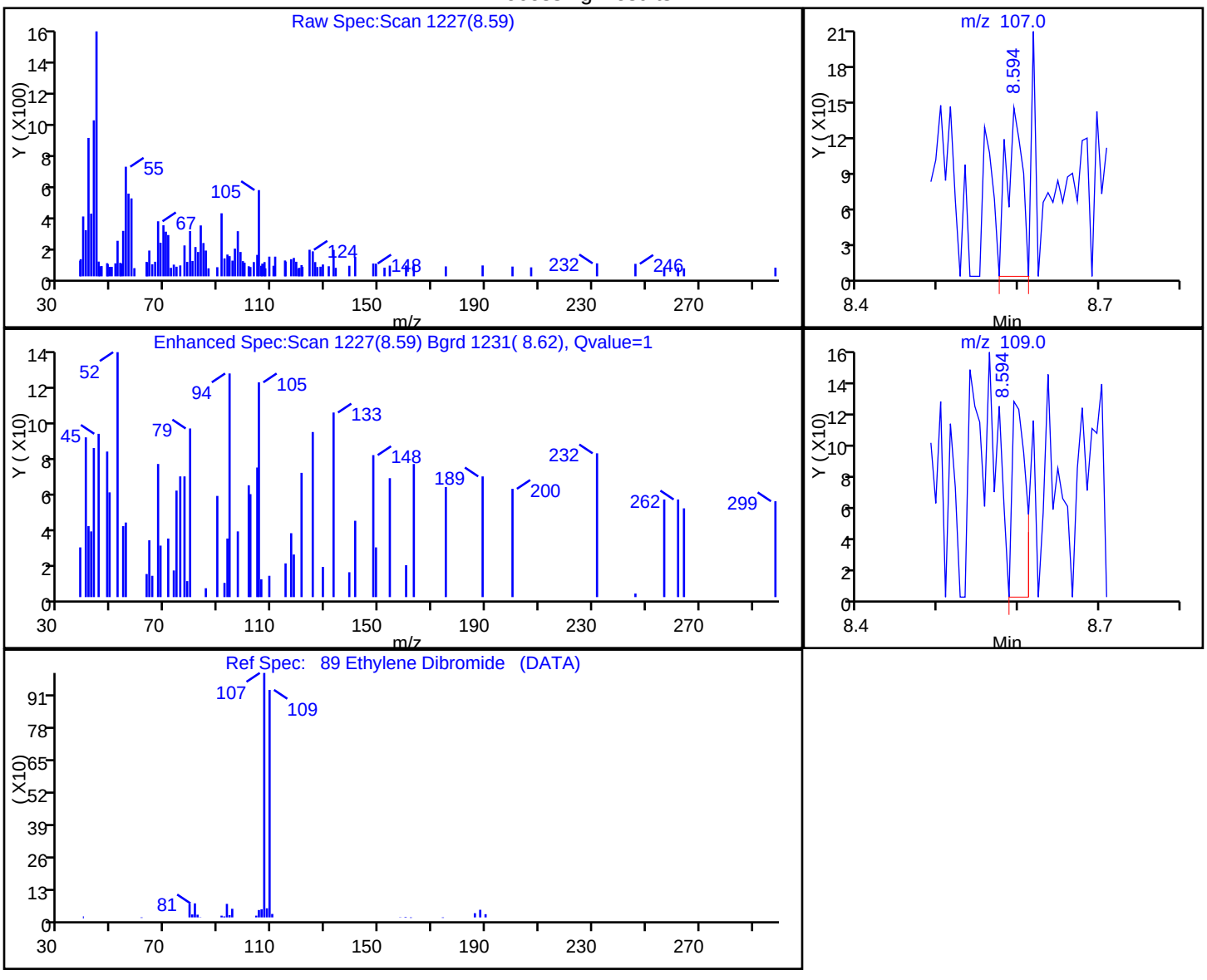

RT	Mass	Response	Amount
8.59	107.00	185	0.064978
8.59	109.00	140	

Reviewer: delpolitov, 29-Jan-2018 15:47:04
Audit Action: Marked Compound Undetected Audit Reason: Invalid Compound ID

User Disabled Compound Report

TestAmerica Edison

Data File: \\ChromNA\Edison\ChromData\CVOAMS11\20180126-66625.b\N62522.D
Injection Date: 26-Jan-2018 10:56:30 Instrument ID: CVOAMS11
Lims ID: STD7
Client ID:
Operator ID: ALS Bottle#: 1 Worklist Smp#: 2
Purge Vol: 5.000 mL Dil. Factor: 1.0000
Method: 8260W_11 Limit Group: VOA - 8260C DKQP Water and Solid
Column: Rtx-624 (0.25 mm) Detector MS SCAN

128 Hexachlorobutadiene, CAS: 87-68-3

Processing Results

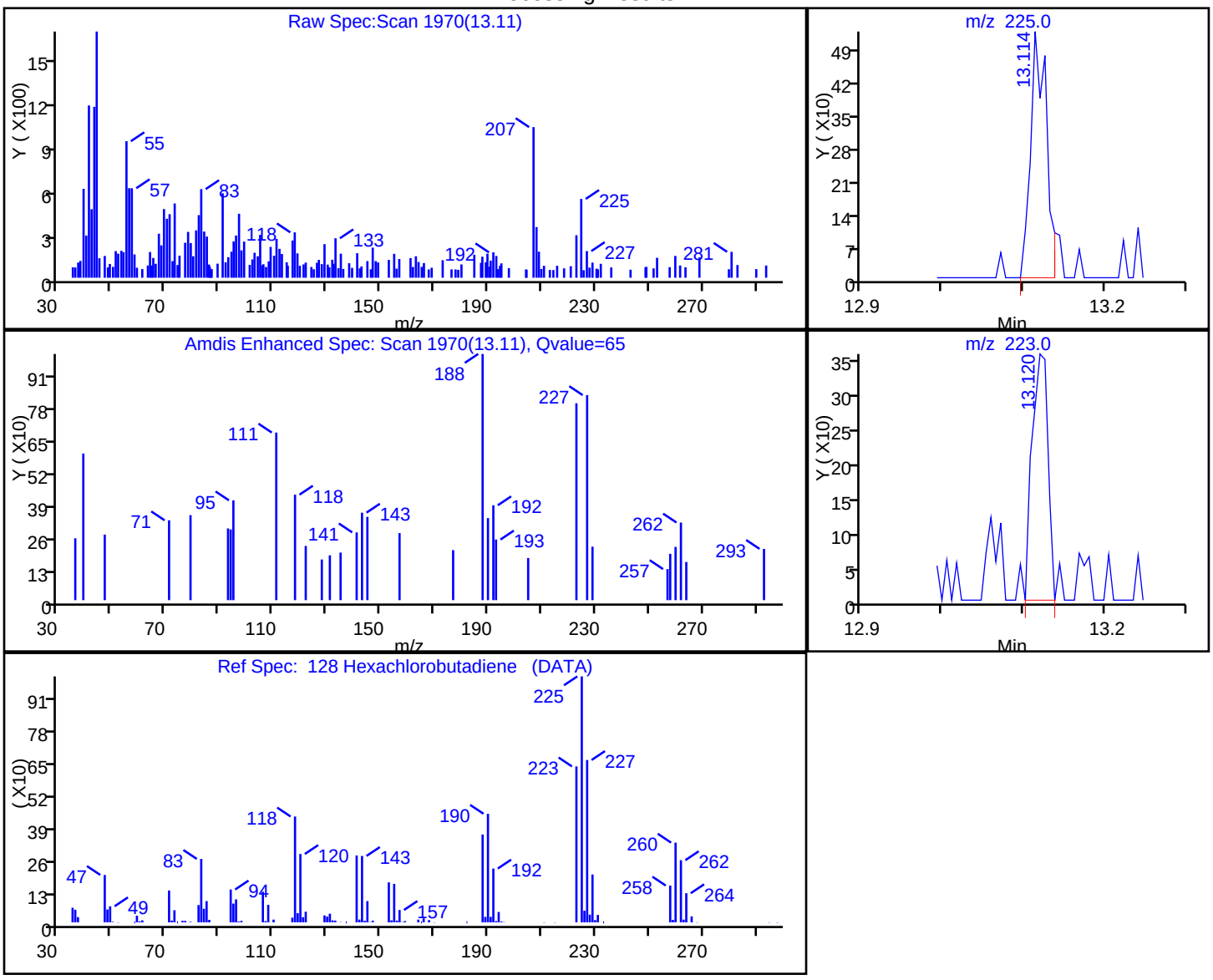

RT	Mass	Response	Amount
13.11	225.00	712	0.358867
13.12	223.00	489	

Reviewer: delpolitov, 29-Jan-2018 15:47:04
Audit Action: Marked Compound Undetected Audit Reason: Invalid Compound ID

User Disabled Compound Report

TestAmerica Edison

Data File: \\ChromNA\Edison\ChromData\CVOAMS11\20180126-66625.b\N62522.D
Injection Date: 26-Jan-2018 10:56:30 Instrument ID: CVOAMS11
Lims ID: STD7
Client ID:
Operator ID: ALS Bottle#: 1 Worklist Smp#: 2
Purge Vol: 5.000 mL Dil. Factor: 1.0000
Method: 8260W_11 Limit Group: VOA - 8260C DKQP Water and Solid
Column: Rtx-624 (0.25 mm) Detector MS SCAN

19 Iodomethane, CAS: 74-88-4

Processing Results

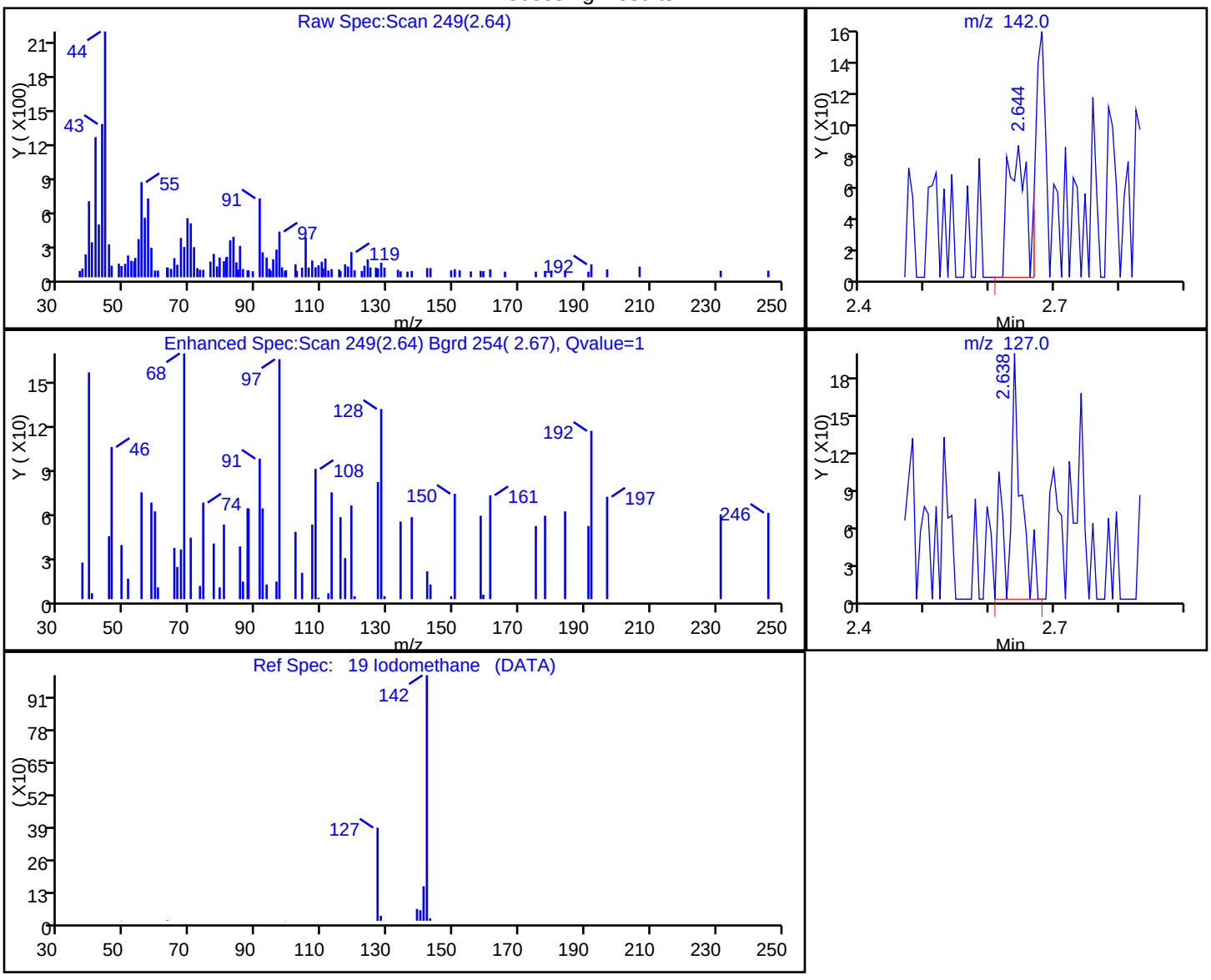

RT	Mass	Response	Amount
2.64	142.00	167	0.024658
2.64	127.00	246	

Reviewer: delpolitov, 29-Jan-2018 15:47:04
Audit Action: Marked Compound Undetected Audit Reason: Invalid Compound ID

User Disabled Compound Report

TestAmerica Edison

Data File: \\ChromNA\Edison\ChromData\CVOAMS11\20180126-66625.b\N62522.D
Injection Date: 26-Jan-2018 10:56:30 Instrument ID: CVOAMS11
Lims ID: STD7
Client ID:
Operator ID: ALS Bottle#: 1 Worklist Smp#: 2
Purge Vol: 5.000 mL Dil. Factor: 1.0000
Method: 8260W_11 Limit Group: VOA - 8260C DKQP Water and Solid
Column: Rtx-624 (0.25 mm) Detector MS SCAN

58 Isobutyl alcohol, CAS: 78-83-1

Processing Results

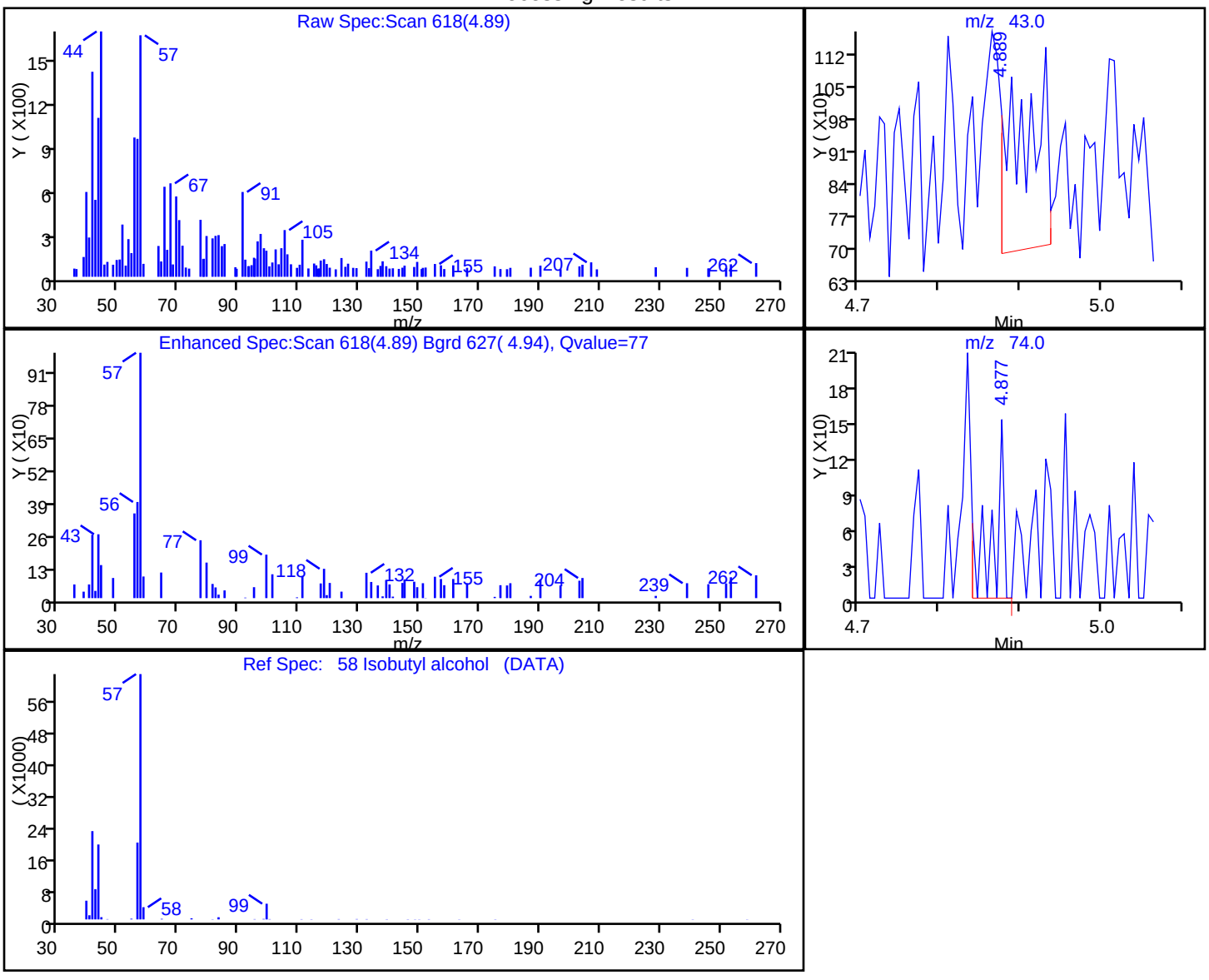

RT	Mass	Response	Amount
4.89	43.00	969	9.794235
4.88	74.00	133	

Reviewer: delpolitov, 29-Jan-2018 15:47:04
Audit Action: Marked Compound Undetected Audit Reason: Invalid Compound ID

User Disabled Compound Report

TestAmerica Edison

Data File: \\ChromNA\Edison\ChromData\CVOAMS11\20180126-66625.b\N62522.D
Injection Date: 26-Jan-2018 10:56:30 Instrument ID: CVOAMS11
Lims ID: STD7
Client ID:
Operator ID: ALS Bottle#: 1 Worklist Smp#: 2
Purge Vol: 5.000 mL Dil. Factor: 1.0000
Method: 8260W_11 Limit Group: VOA - 8260C DKQP Water and Solid
Column: Rtx-624 (0.25 mm) Detector MS SCAN

54 Isooctane, CAS: 540-84-1

Processing Results

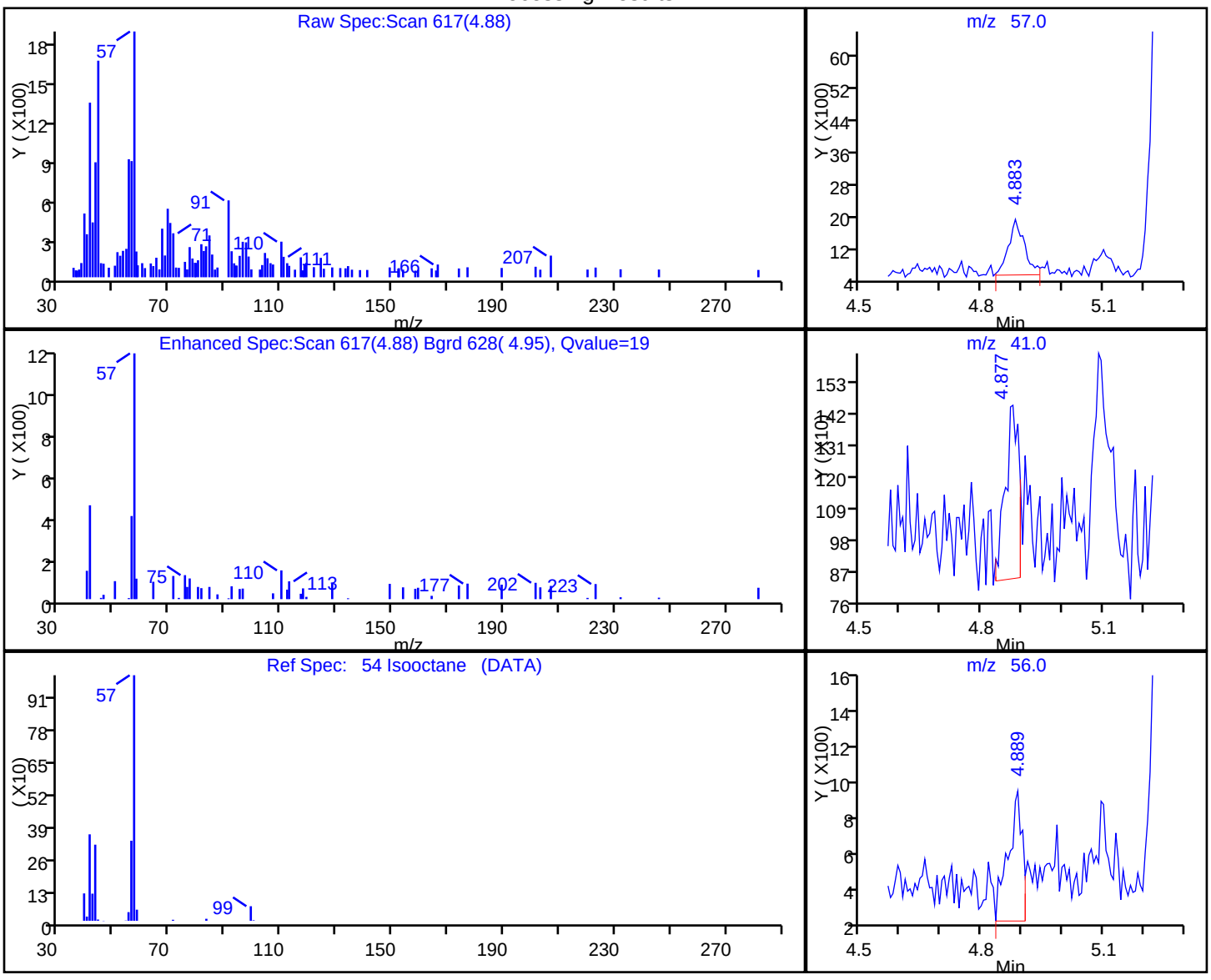

RT	Mass	Response	Amount
4.88	57.00	3859	0.389413
4.88	41.00	1421	
4.89	56.00	1610	

Reviewer: delpolitov, 29-Jan-2018 15:47:04
Audit Action: Marked Compound Undetected Audit Reason: Invalid Compound ID

User Disabled Compound Report

TestAmerica Edison

Data File: \\ChromNA\Edison\ChromData\CVOAMS11\20180126-66625.b\N62522.D
Injection Date: 26-Jan-2018 10:56:30 Instrument ID: CVOAMS11
Lims ID: STD7
Client ID:
Operator ID: ALS Bottle#: 1 Worklist Smp#: 2
Purge Vol: 5.000 mL Dil. Factor: 1.0000
Method: 8260W_11 Limit Group: VOA - 8260C DKQP Water and Solid
Column: Rtx-624 (0.25 mm) Detector MS SCAN

59 Isopropyl acetate, CAS: 108-21-4

Processing Results

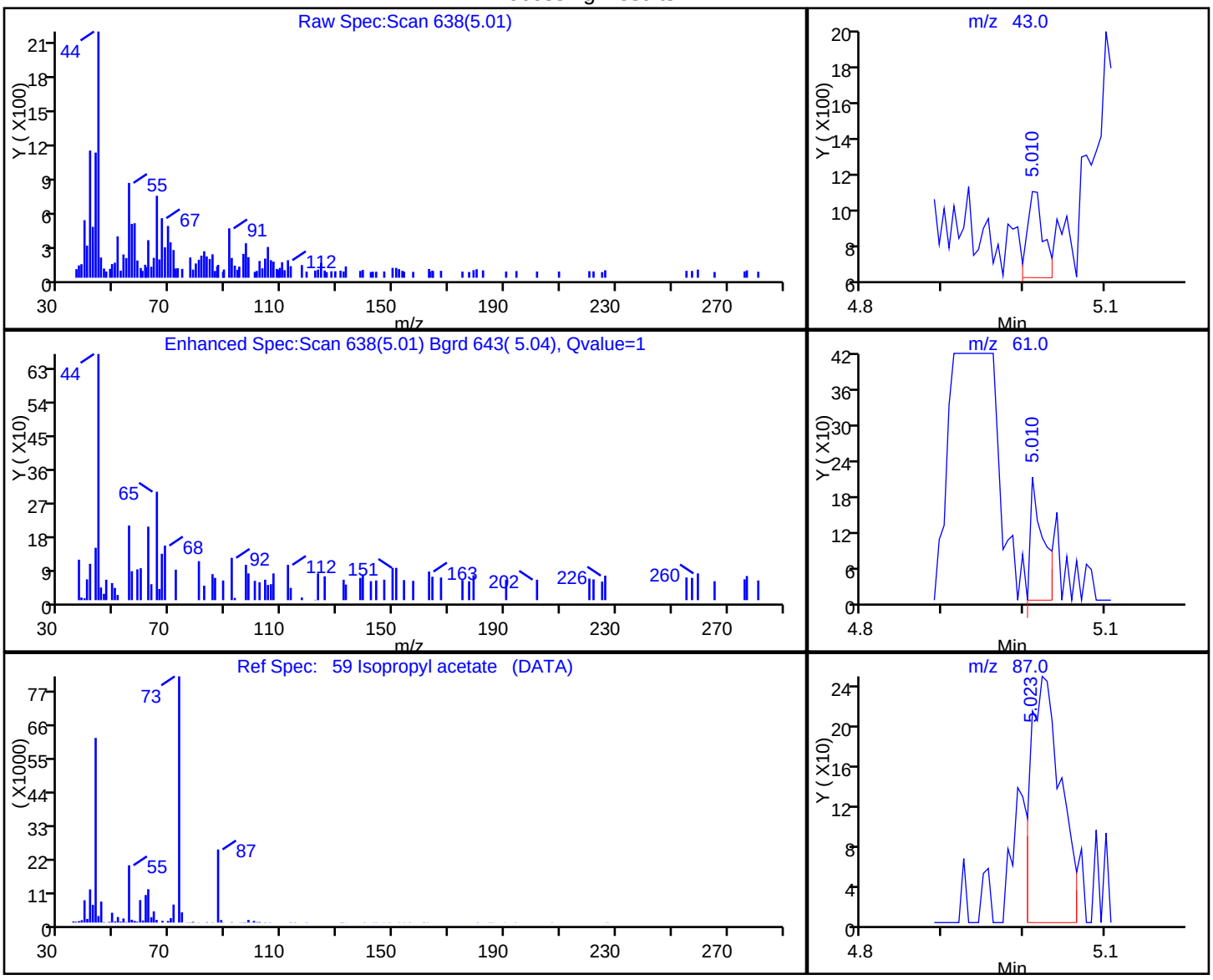

RT	Mass	Response	Amount
5.01	43.00	612	0.065689
5.01	61.00	228	
5.02	87.00	642	

Reviewer: delpolitov, 29-Jan-2018 15:47:04
Audit Action: Marked Compound Undetected Audit Reason: Invalid Compound ID

User Disabled Compound Report

TestAmerica Edison

Data File: \\ChromNA\Edison\ChromData\CVOAMS11\20180126-66625.b\N62522.D
Injection Date: 26-Jan-2018 10:56:30 Instrument ID: CVOAMS11
Lims ID: STD7
Client ID:
Operator ID: ALS Bottle#: 1 Worklist Smp#: 2
Purge Vol: 5.000 mL Dil. Factor: 1.0000
Method: 8260W_11 Limit Group: VOA - 8260C DKQP Water and Solid
Column: Rtx-624 (0.25 mm) Detector MS SCAN

21 Isopropyl alcohol, CAS: 67-63-0

Processing Results

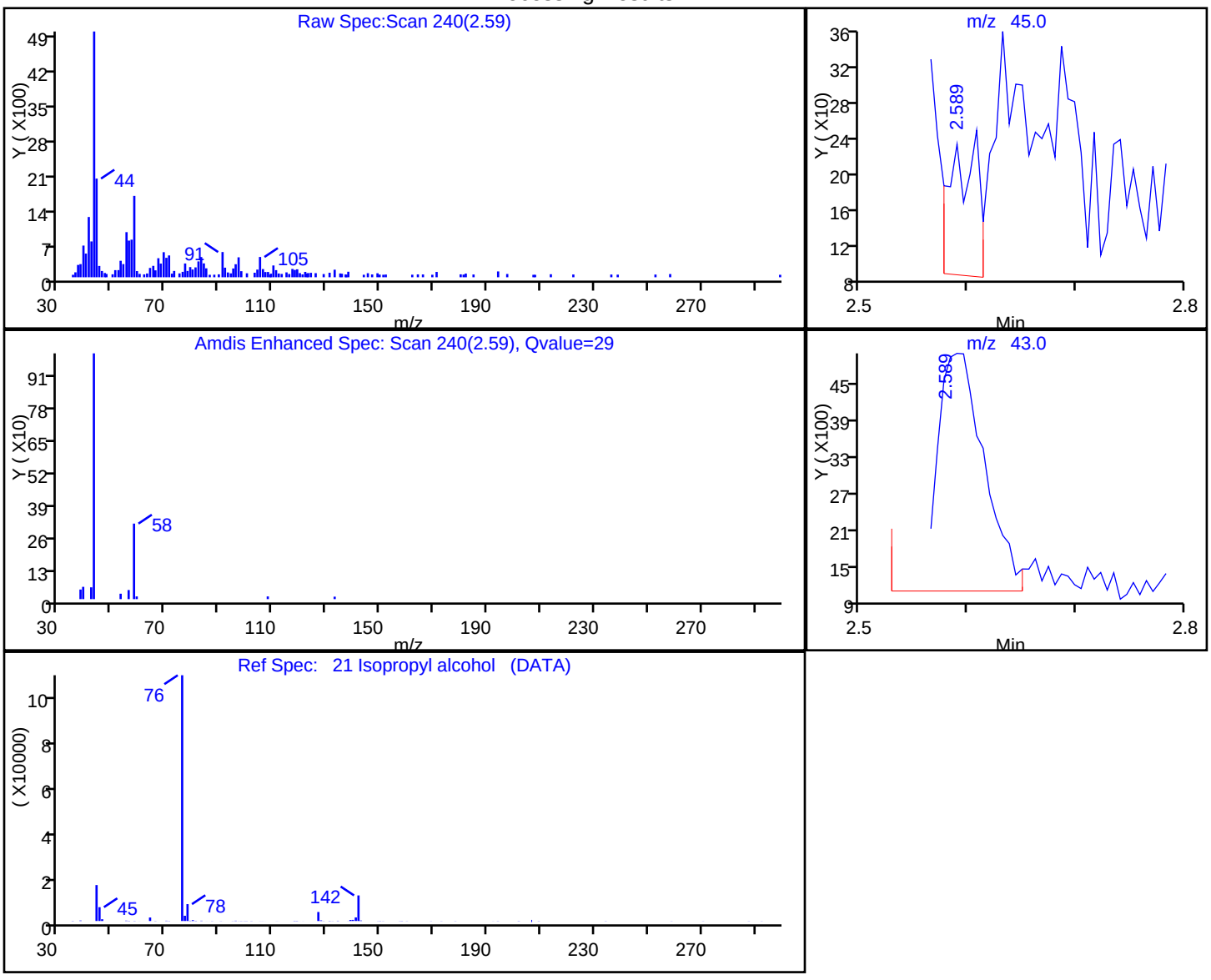

RT	Mass	Response	Amount
2.59	45.00	270	2.161166
2.59	43.00	12041	

Reviewer: delpolitov, 29-Jan-2018 15:47:04
Audit Action: Marked Compound Undetected Audit Reason: Invalid Compound ID

User Disabled Compound Report

TestAmerica Edison

Data File: \\ChromNA\Edison\ChromData\CVOAMS11\20180126-66625.b\N62522.D
Injection Date: 26-Jan-2018 10:56:30 Instrument ID: CVOAMS11
Lims ID: STD7
Client ID:
Operator ID: ALS Bottle#: 1 Worklist Smp#: 2
Purge Vol: 5.000 mL Dil. Factor: 1.0000
Method: 8260W_11 Limit Group: VOA - 8260C DKQP Water and Solid
Column: Rtx-624 (0.25 mm) Detector MS SCAN

33 Isopropyl ether, CAS: 108-20-3

Processing Results

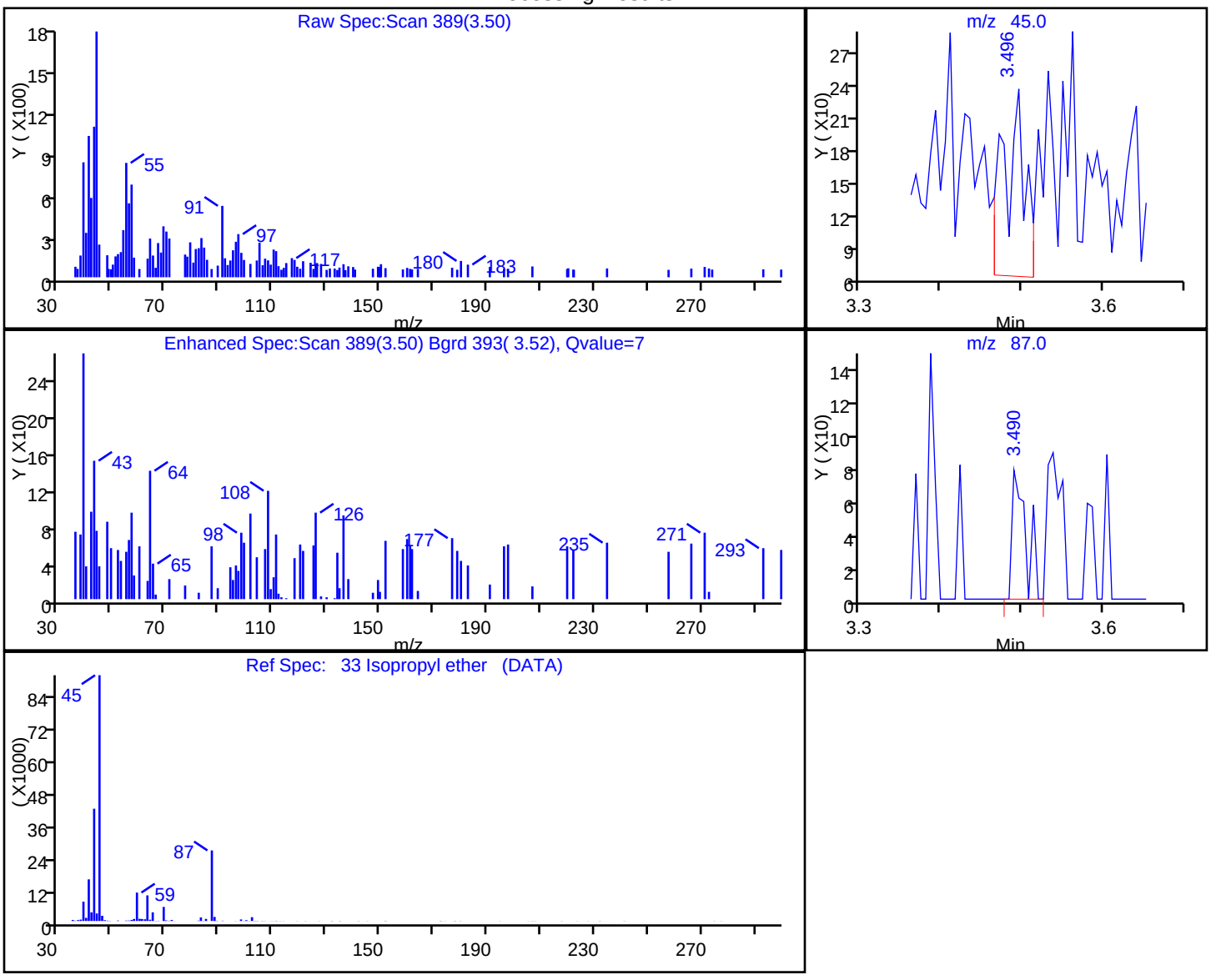

RT	Mass	Response	Amount
3.50	45.00	303	0.022845
3.49	87.00	88	

Reviewer: delpolitov, 29-Jan-2018 15:47:04
Audit Action: Marked Compound Undetected Audit Reason: Invalid Compound ID

User Disabled Compound Report

TestAmerica Edison

Data File: \\ChromNA\Edison\ChromData\CVOAMS11\20180126-66625.b\N62522.D
Injection Date: 26-Jan-2018 10:56:30 Instrument ID: CVOAMS11
Lims ID: STD7
Client ID:
Operator ID: ALS Bottle#: 1 Worklist Smp#: 2
Purge Vol: 5.000 mL Dil. Factor: 1.0000
Method: 8260W_11 Limit Group: VOA - 8260C DKQP Water and Solid
Column: Rtx-624 (0.25 mm) Detector MS SCAN

100 Isopropylbenzene, CAS: 98-82-8

Processing Results

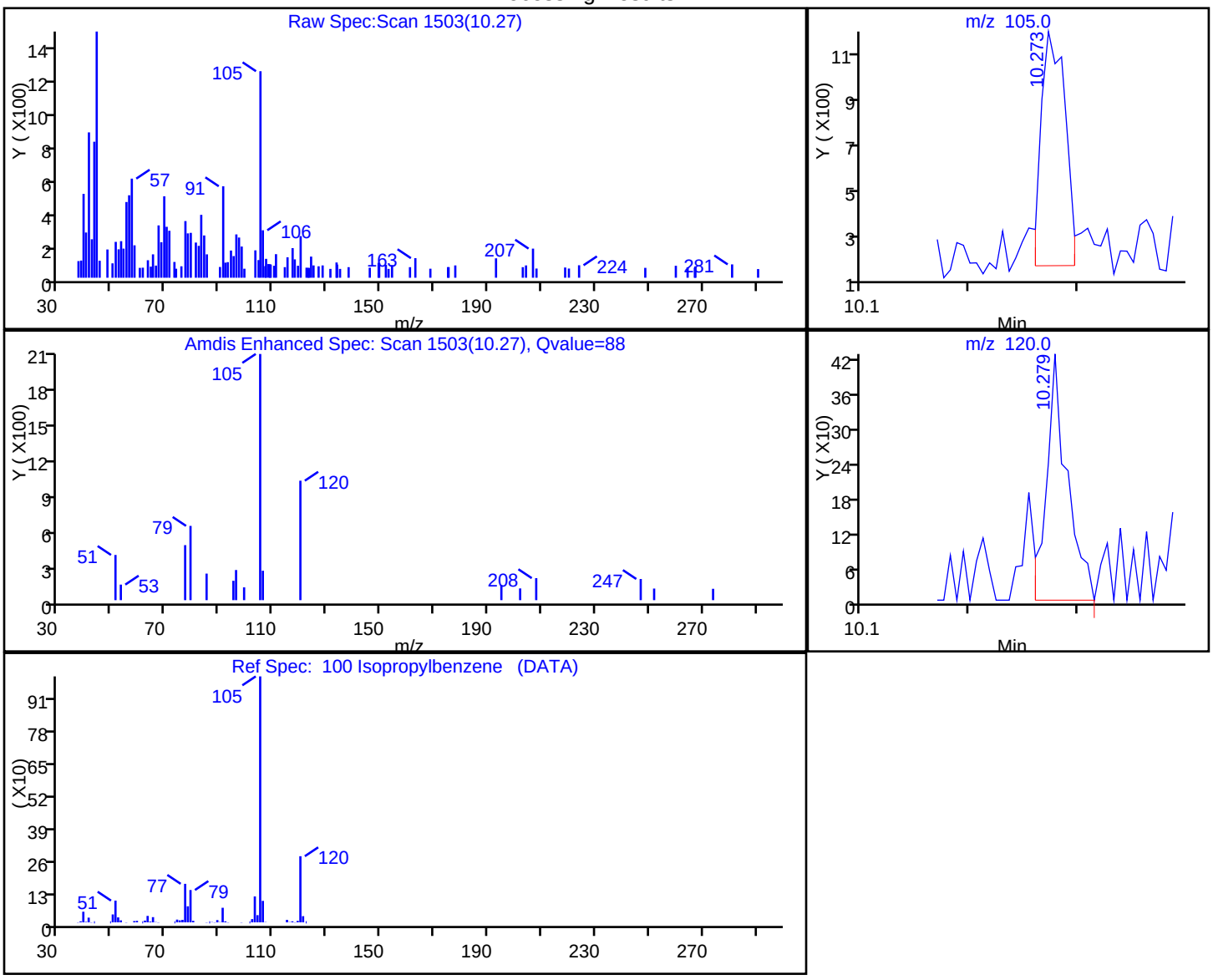

RT	Mass	Response	Amount
10.27	105.00	1495	0.076895
10.28	120.00	568	

Reviewer: delpolitov, 29-Jan-2018 15:47:04
Audit Action: Marked Compound Undetected Audit Reason: Invalid Compound ID

User Disabled Compound Report

TestAmerica Edison

Data File: \\ChromNA\Edison\ChromData\CVOAMS11\20180126-66625.b\N62522.D
Injection Date: 26-Jan-2018 10:56:30 Instrument ID: CVOAMS11
Lims ID: STD7
Client ID:
Operator ID: ALS Bottle#: 1 Worklist Smp#: 2
Purge Vol: 5.000 mL Dil. Factor: 1.0000
Method: 8260W_11 Limit Group: VOA - 8260C DKQP Water and Solid
Column: Rtx-624 (0.25 mm) Detector MS SCAN

94 m-Xylene & p-Xylene, CAS: 179601-23-1

Processing Results

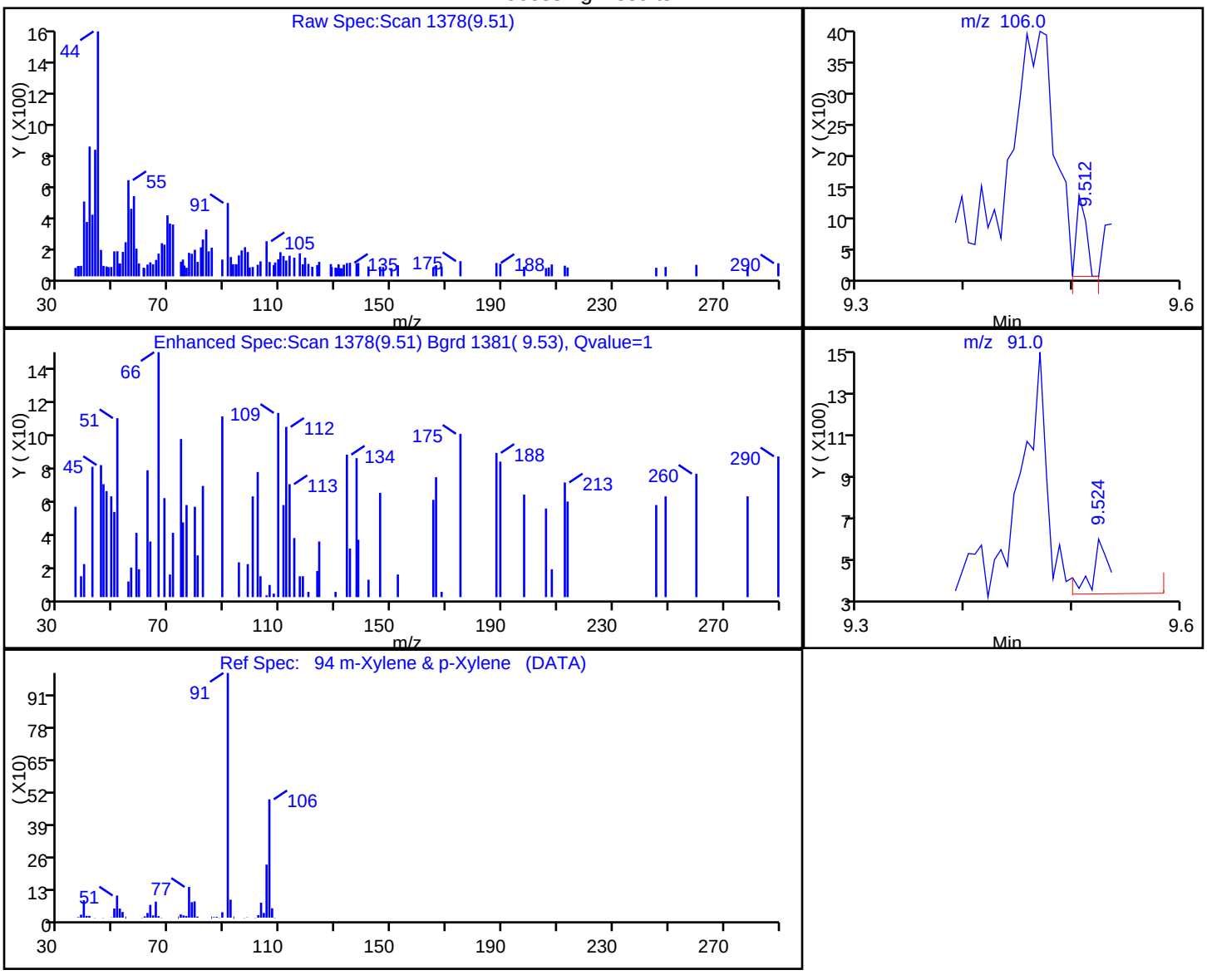

RT	Mass	Response	Amount
9.51	106.00	80	0.010422
9.52	91.00	657	

Reviewer: delpolitov, 29-Jan-2018 15:47:04
Audit Action: Marked Compound Undetected Audit Reason: Invalid Compound ID

User Disabled Compound Report

TestAmerica Edison

Data File: \\ChromNA\Edison\ChromData\CVOAMS11\20180126-66625.b\N62522.D
Injection Date: 26-Jan-2018 10:56:30 Instrument ID: CVOAMS11
Lims ID: STD7
Client ID:
Operator ID: ALS Bottle#: 1 Worklist Smp#: 2
Purge Vol: 5.000 mL Dil. Factor: 1.0000
Method: 8260W_11 Limit Group: VOA - 8260C DKQP Water and Solid
Column: Rtx-624 (0.25 mm) Detector MS SCAN

47 Methacrylonitrile, CAS: 126-98-7

Processing Results

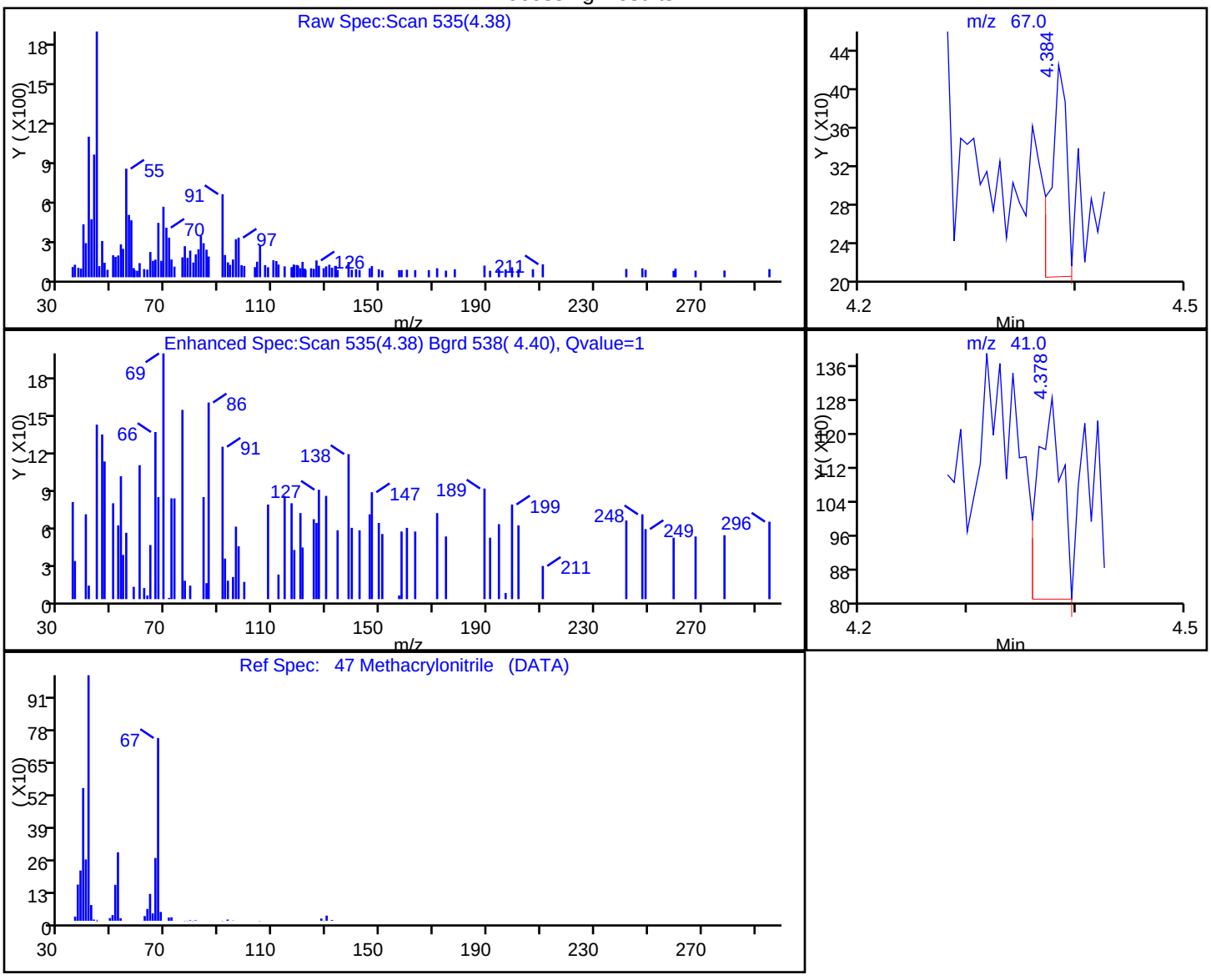

RT	Mass	Response	Amount
4.38	67.00	205	0.190377
4.38	41.00	722	

Reviewer: delpolitov, 29-Jan-2018 15:47:04
Audit Action: Marked Compound Undetected Audit Reason: Invalid Compound ID

User Disabled Compound Report

TestAmerica Edison

Data File: \\ChromNA\Edison\ChromData\CVOAMS11\20180126-66625.b\N62522.D
Injection Date: 26-Jan-2018 10:56:30 Instrument ID: CVOAMS11
Lims ID: STD7
Client ID:
Operator ID: ALS Bottle#: 1 Worklist Smp#: 2
Purge Vol: 5.000 mL Dil. Factor: 1.0000
Method: 8260W_11 Limit Group: VOA - 8260C DKQP Water and Solid
Column: Rtx-624 (0.25 mm) Detector MS SCAN

24 Methyl acetate, CAS: 79-20-9

Processing Results

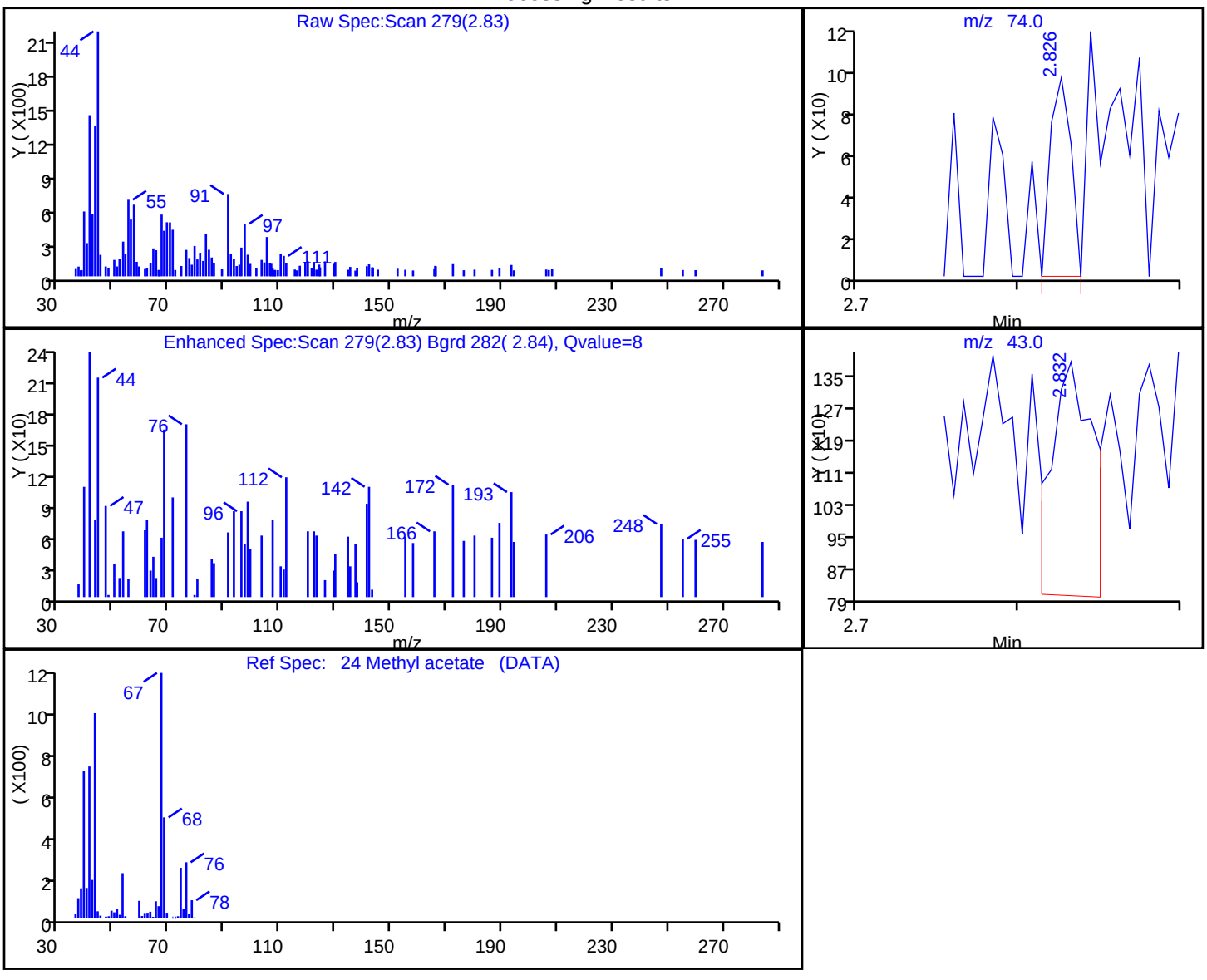

RT	Mass	Response	Amount
2.83	74.00	80	0.182809
2.83	43.00	1063	

Reviewer: delpolitov, 29-Jan-2018 15:47:04
Audit Action: Marked Compound Undetected Audit Reason: Invalid Compound ID

User Disabled Compound Report

TestAmerica Edison

Data File: \\ChromNA\Edison\ChromData\CVOAMS11\20180126-66625.b\N62522.D
Injection Date: 26-Jan-2018 10:56:30 Instrument ID: CVOAMS11
Lims ID: STD7
Client ID:
Operator ID: ALS Bottle#: 1 Worklist Smp#: 2
Purge Vol: 5.000 mL Dil. Factor: 1.0000
Method: 8260W_11 Limit Group: VOA - 8260C DKQP Water and Solid
Column: Rtx-624 (0.25 mm) Detector MS SCAN

43 Methyl acrylate, CAS: 96-33-3

Processing Results

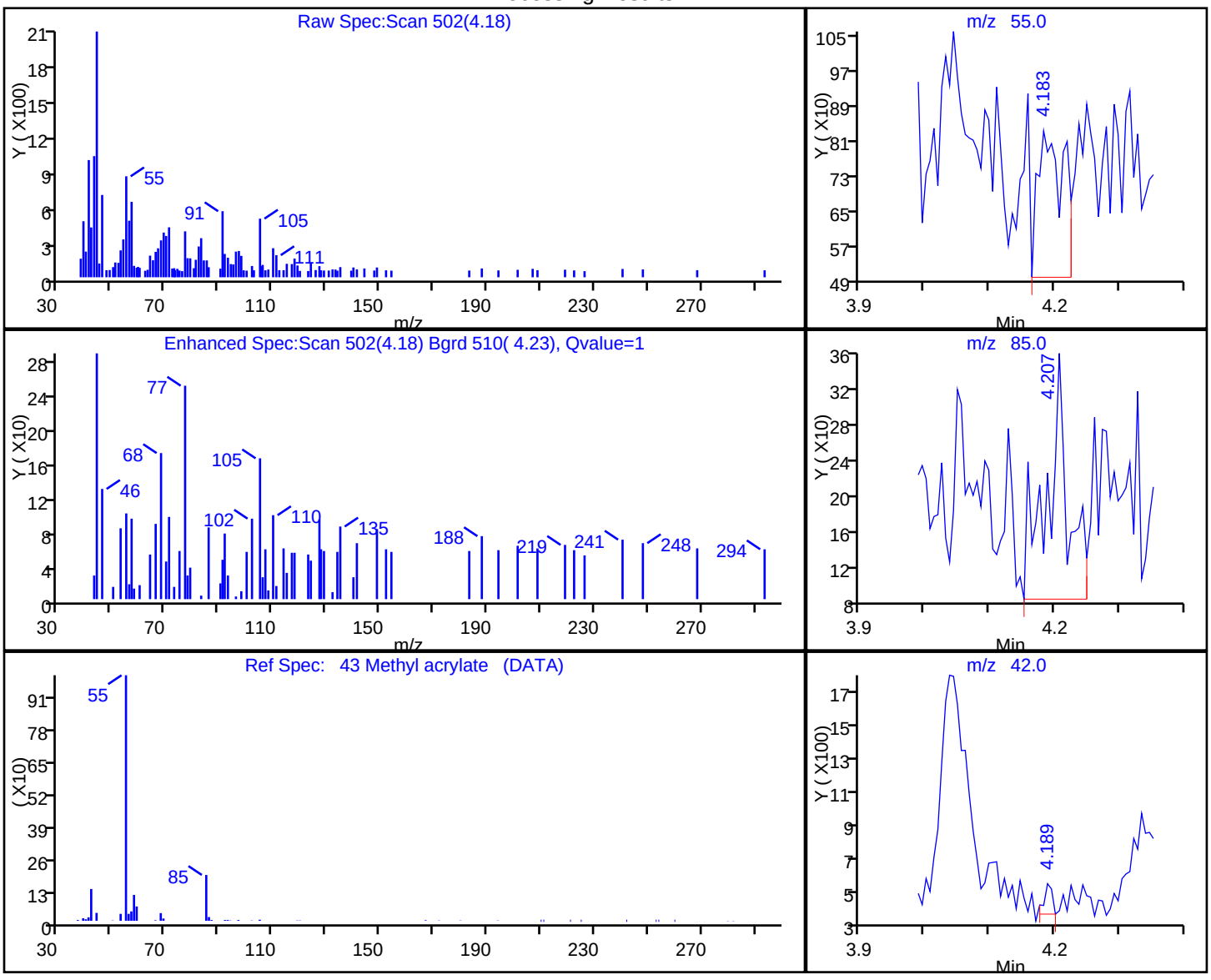

RT	Mass	Response	Amount
4.18	55.00	937	0.414565
4.21	85.00	598	
4.19	42.00	155	

Reviewer: delpolitov, 29-Jan-2018 15:47:04
Audit Action: Marked Compound Undetected Audit Reason: Invalid Compound ID

User Disabled Compound Report

TestAmerica Edison

Data File: \\ChromNA\Edison\ChromData\CVOAMS11\20180126-66625.b\N62522.D
Injection Date: 26-Jan-2018 10:56:30 Instrument ID: CVOAMS11
Lims ID: STD7
Client ID:
Operator ID: ALS Bottle#: 1 Worklist Smp#: 2
Purge Vol: 5.000 mL Dil. Factor: 1.0000
Method: 8260W_11 Limit Group: VOA - 8260C DKQP Water and Solid
Column: Rtx-624 (0.25 mm) Detector MS SCAN

69 Methyl methacrylate, CAS: 80-62-6

Processing Results

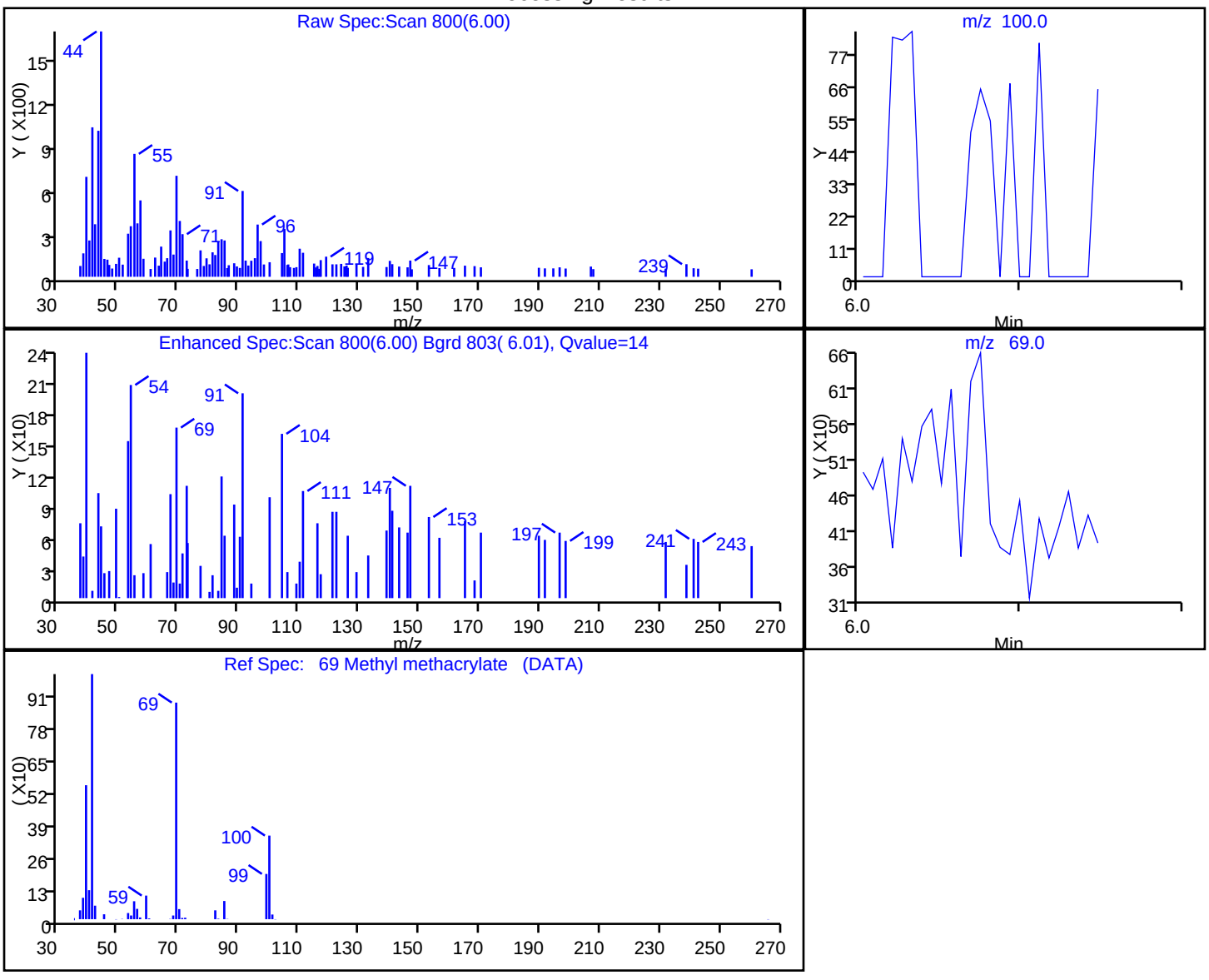

RT	Mass	Response	Amount
6.00	100.00	35	0.043145
6.00	69.00	311	

Reviewer: delpolitov, 29-Jan-2018 15:47:04
Audit Action: Marked Compound Undetected Audit Reason: Invalid Compound ID

User Disabled Compound Report

TestAmerica Edison

Data File: \\ChromNA\Edison\ChromData\CVOAMS11\20180126-66625.b\N62522.D
Injection Date: 26-Jan-2018 10:56:30 Instrument ID: CVOAMS11
Lims ID: STD7
Client ID:
Operator ID: ALS Bottle#: 1 Worklist Smp#: 2
Purge Vol: 5.000 mL Dil. Factor: 1.0000
Method: 8260W_11 Limit Group: VOA - 8260C DKQP Water and Solid
Column: Rtx-624 (0.25 mm) Detector MS SCAN

29 Methyl tert-butyl ether, CAS: 1634-04-4

Processing Results

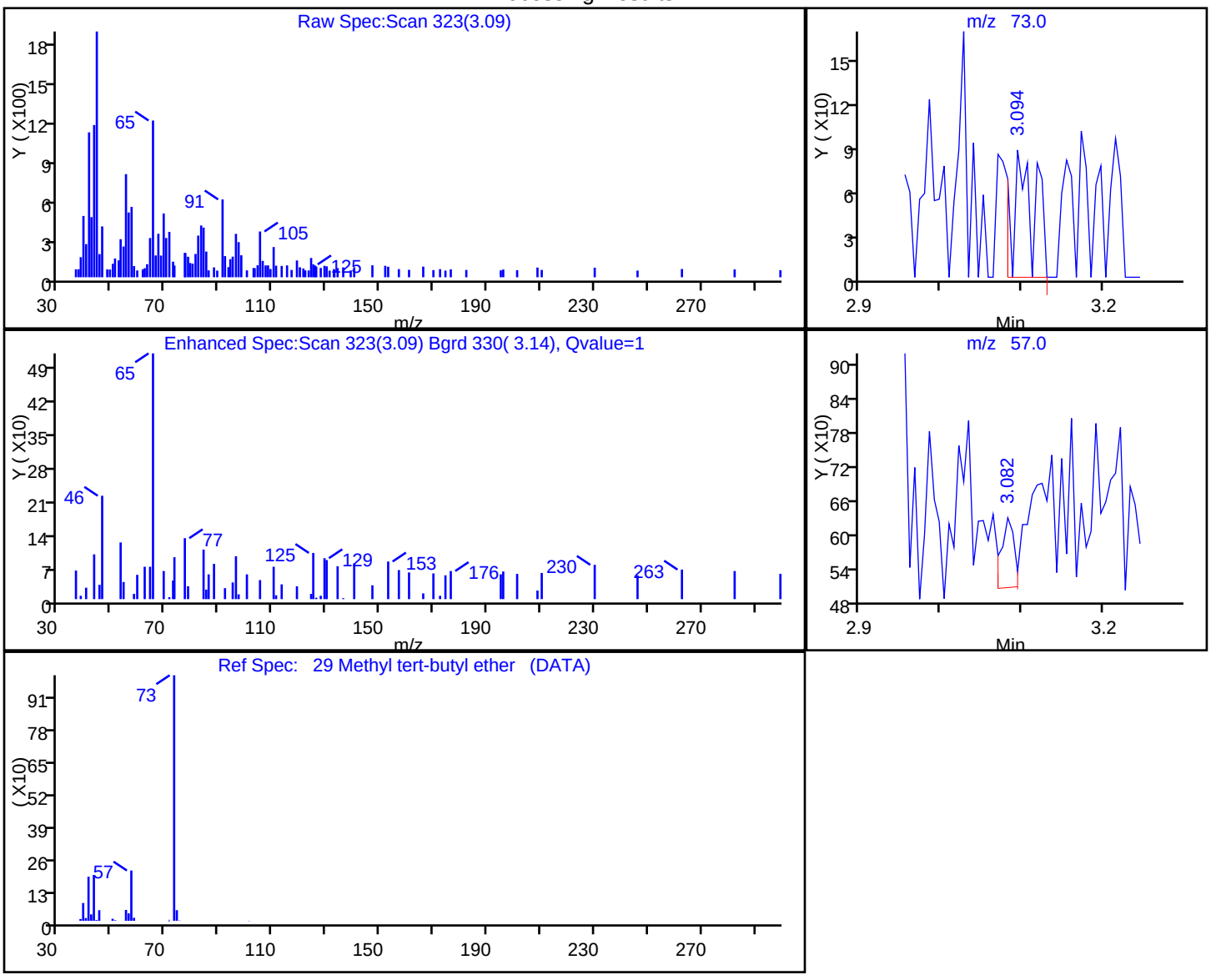

RT	Mass	Response	Amount
3.09	73.00	162	0.014049
3.08	57.00	139	

Reviewer: delpolitov, 29-Jan-2018 15:47:04
Audit Action: Marked Compound Undetected Audit Reason: Invalid Compound ID

User Disabled Compound Report

TestAmerica Edison

Data File: \\ChromNA\Edison\ChromData\CVOAMS11\20180126-66625.b\N62522.D
Injection Date: 26-Jan-2018 10:56:30 Instrument ID: CVOAMS11
Lims ID: STD7
Client ID:
Operator ID: ALS Bottle#: 1 Worklist Smp#: 2
Purge Vol: 5.000 mL Dil. Factor: 1.0000
Method: 8260W_11 Limit Group: VOA - 8260C DKQP Water and Solid
Column: Rtx-624 (0.25 mm) Detector MS SCAN

65 Methylcyclohexane, CAS: 108-87-2

Processing Results

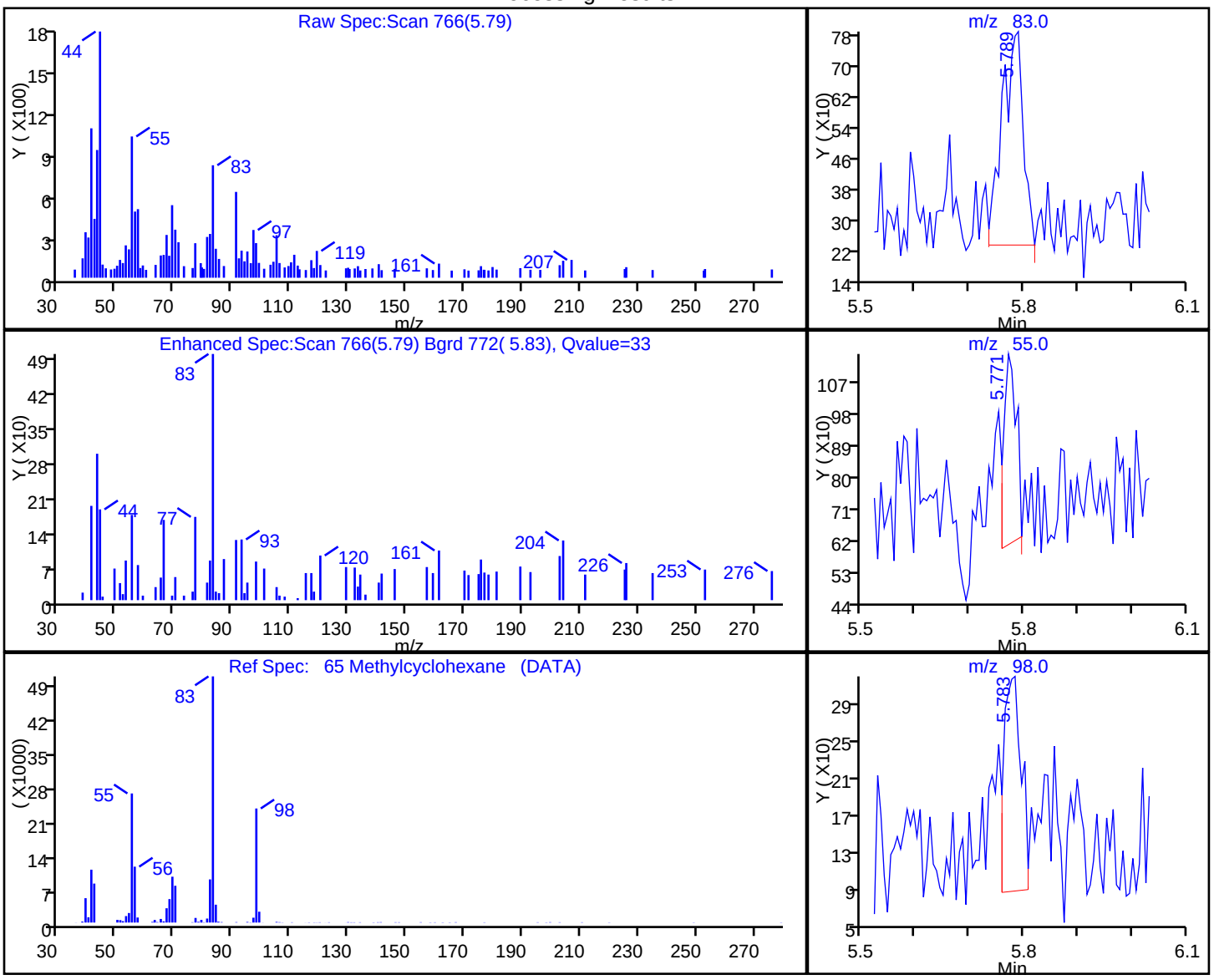

RT	Mass	Response	Amount
5.79	83.00	1510	0.216494
5.77	55.00	870	
5.78	98.00	508	

Reviewer: delpolitov, 29-Jan-2018 15:47:04
Audit Action: Marked Compound Undetected Audit Reason: Invalid Compound ID

User Disabled Compound Report

TestAmerica Edison

Data File: \\ChromNA\Edison\ChromData\CVOAMS11\20180126-66625.b\N62522.D
Injection Date: 26-Jan-2018 10:56:30 Instrument ID: CVOAMS11
Lims ID: STD7
Client ID:
Operator ID: ALS Bottle#: 1 Worklist Smp#: 2
Purge Vol: 5.000 mL Dil. Factor: 1.0000
Method: 8260W_11 Limit Group: VOA - 8260C DKQP Water and Solid
Column: Rtx-624 (0.25 mm) Detector MS SCAN

26 Methylene Chloride, CAS: 75-09-2

Processing Results

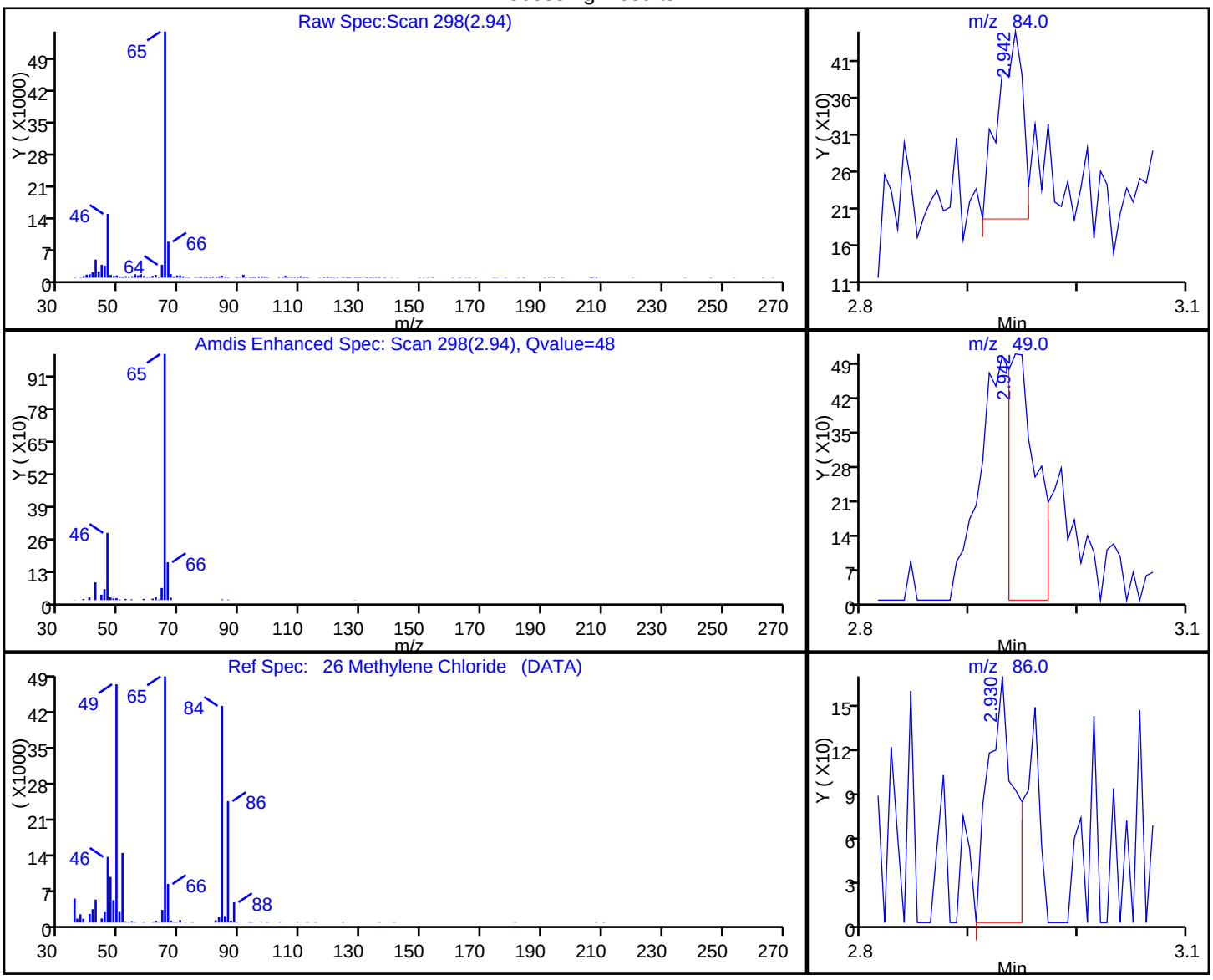

RT	Mass	Response	Amount
2.94	84.00	407	0.093741
2.94	49.00	924	
2.93	86.00	273	

Reviewer: delpolitov, 29-Jan-2018 15:47:04
Audit Action: Marked Compound Undetected Audit Reason: Invalid Compound ID

User Disabled Compound Report

TestAmerica Edison

Data File: \\ChromNA\Edison\ChromData\CVOAMS11\20180126-66625.b\N62522.D
Injection Date: 26-Jan-2018 10:56:30 Instrument ID: CVOAMS11
Lims ID: STD7
Client ID:
Operator ID: ALS Bottle#: 1 Worklist Smp#: 2
Purge Vol: 5.000 mL Dil. Factor: 1.0000
Method: 8260W_11 Limit Group: VOA - 8260C DKQP Water and Solid
Column: Rtx-624 (0.25 mm) Detector MS SCAN

87 n-Butyl acetate, CAS: 123-86-4

Processing Results

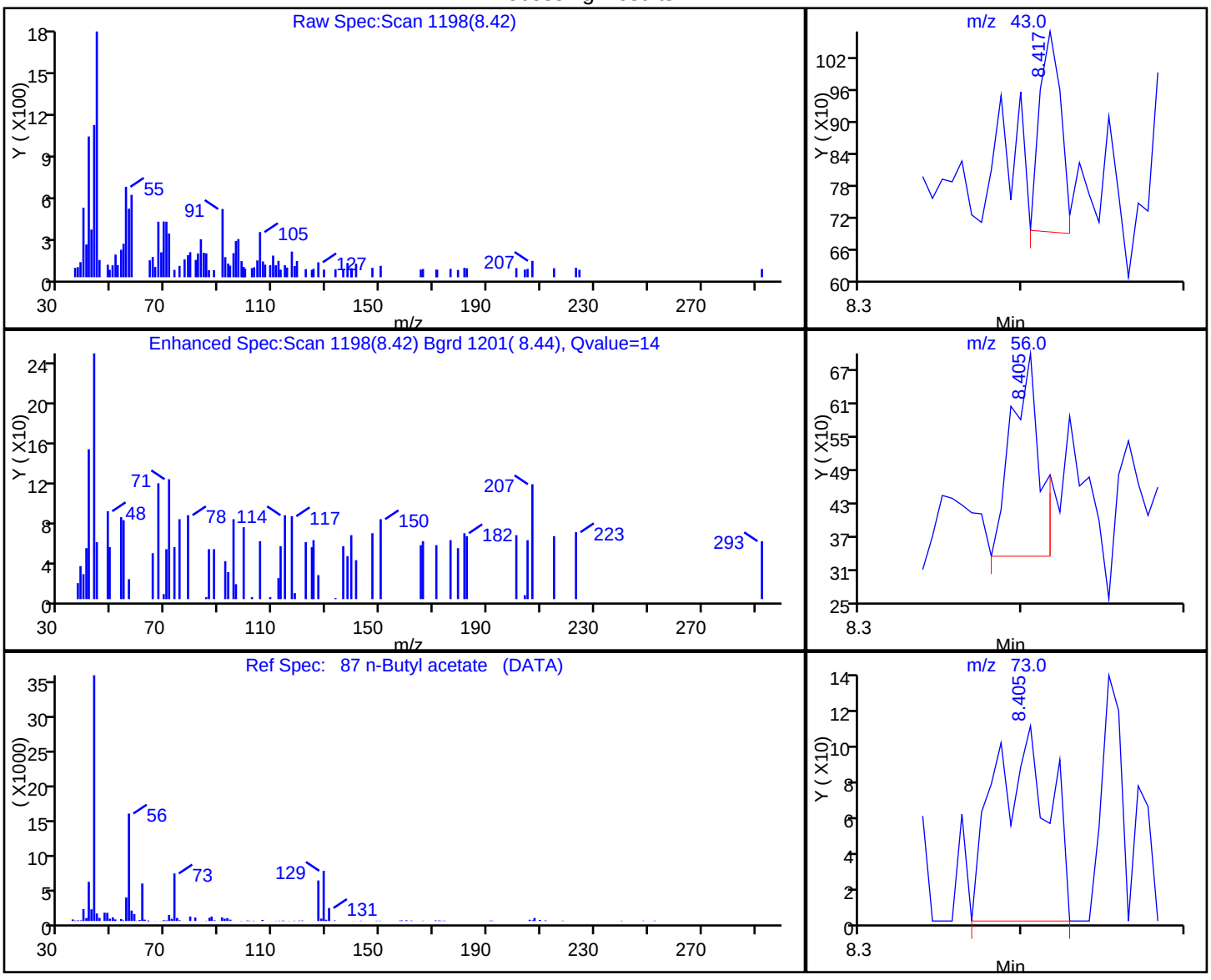

RT	Mass	Response	Amount
8.42	43.00	344	0.074916
8.41	56.00	447	
8.41	73.00	239	

Reviewer: delpolitov, 29-Jan-2018 15:47:04
Audit Action: Marked Compound Undetected Audit Reason: Invalid Compound ID

User Disabled Compound Report

TestAmerica Edison

Data File: \\ChromNA\Edison\ChromData\CVOAMS11\20180126-66625.b\N62522.D
Injection Date: 26-Jan-2018 10:56:30 Instrument ID: CVOAMS11
Lims ID: STD7
Client ID:
Operator ID: ALS Bottle#: 1 Worklist Smp#: 2
Purge Vol: 5.000 mL Dil. Factor: 1.0000
Method: 8260W_11 Limit Group: VOA - 8260C DKQP Water and Solid
Column: Rtx-624 (0.25 mm) Detector MS SCAN

95 n-Butyl acrylate, CAS: 141-32-2

Processing Results

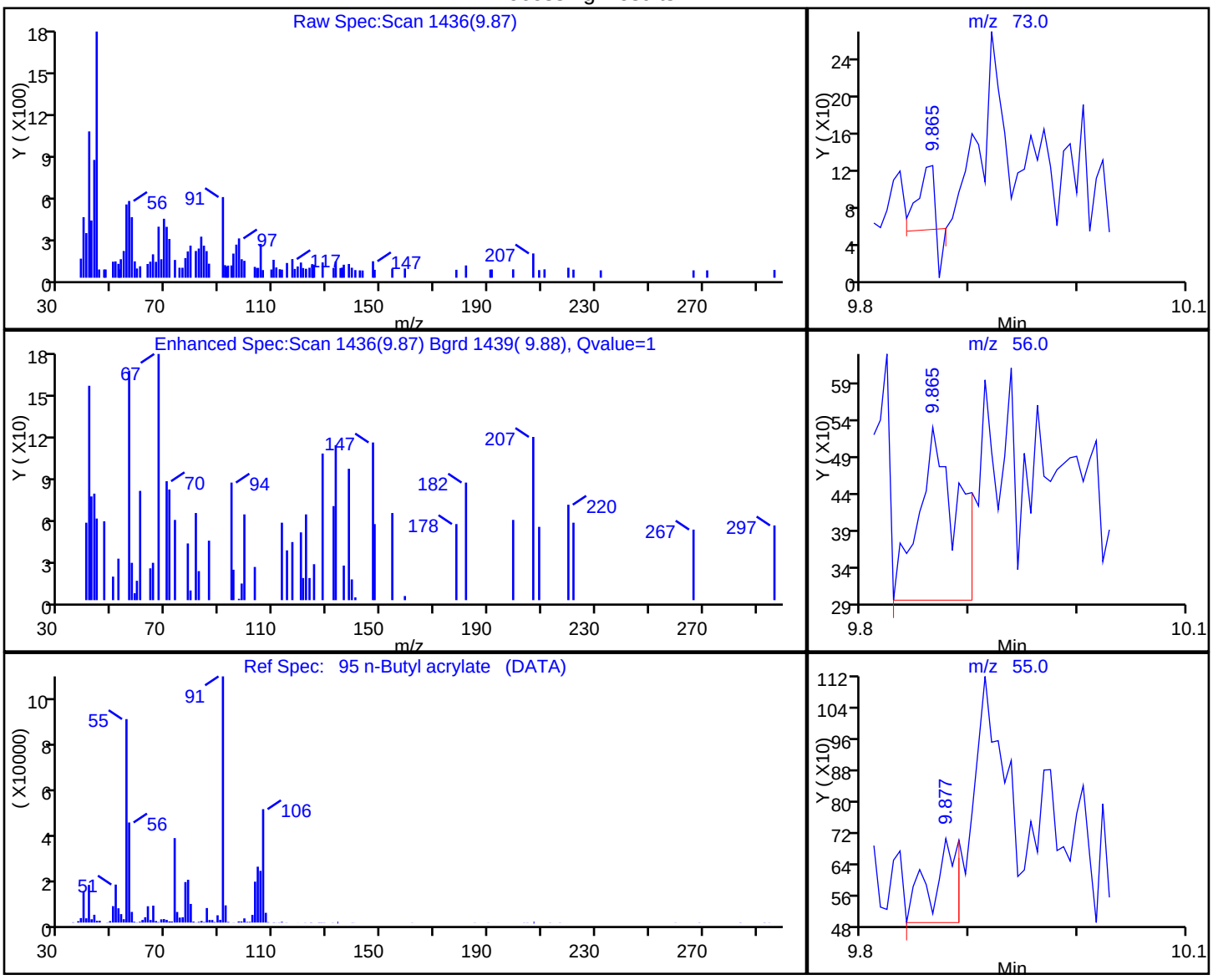

RT	Mass	Response	Amount
9.87	73.00	60	0.021992
9.87	56.00	580	
9.88	55.00	379	

Reviewer: delpolitov, 29-Jan-2018 15:47:04
Audit Action: Marked Compound Undetected Audit Reason: Invalid Compound ID

User Disabled Compound Report

TestAmerica Edison

Data File: \\ChromNA\Edison\ChromData\CVOAMS11\20180126-66625.b\N62522.D
Injection Date: 26-Jan-2018 10:56:30 Instrument ID: CVOAMS11
Lims ID: STD7
Client ID:
Operator ID: ALS Bottle#: 1 Worklist Smp#: 2
Purge Vol: 5.000 mL Dil. Factor: 1.0000
Method: 8260W_11 Limit Group: VOA - 8260C DKQP Water and Solid
Column: Rtx-624 (0.25 mm) Detector MS SCAN

122 n-Butylbenzene, CAS: 104-51-8

Processing Results

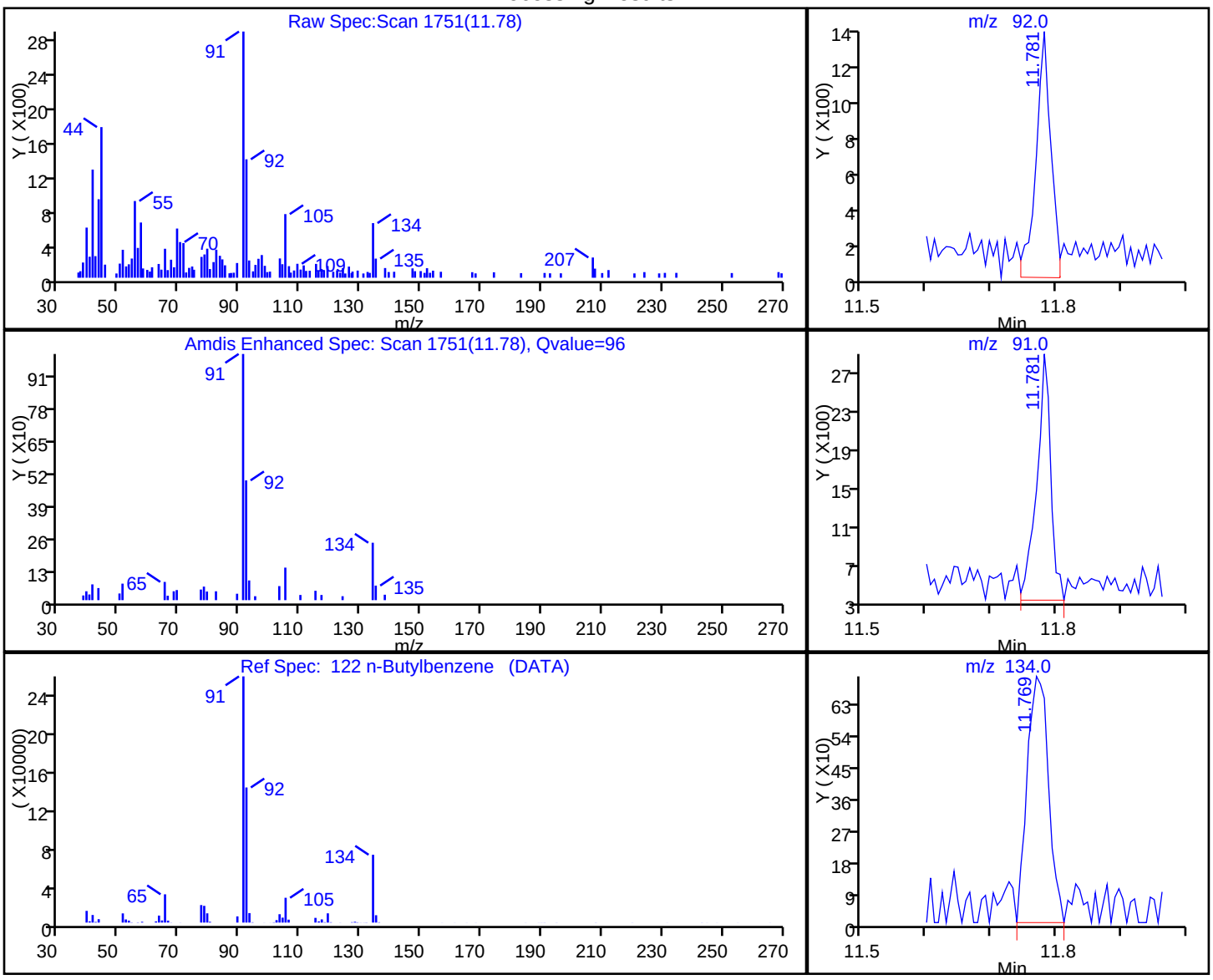

RT	Mass	Response	Amount
11.78	92.00	2232	0.261181
11.78	91.00	3900	
11.77	134.00	1620	

Reviewer: delpolitov, 29-Jan-2018 15:47:04
Audit Action: Marked Compound Undetected Audit Reason: Invalid Compound ID

User Disabled Compound Report

TestAmerica Edison

Data File: \\ChromNA\Edison\ChromData\CVOAMS11\20180126-66625.b\N62522.D
Injection Date: 26-Jan-2018 10:56:30 Instrument ID: CVOAMS11
Lims ID: STD7
Client ID:
Operator ID: ALS Bottle#: 1 Worklist Smp#: 2
Purge Vol: 5.000 mL Dil. Factor: 1.0000
Method: 8260W_11 Limit Group: VOA - 8260C DKQP Water and Solid
Column: Rtx-624 (0.25 mm) Detector MS SCAN

61 n-Heptane, CAS: 142-82-5

Processing Results

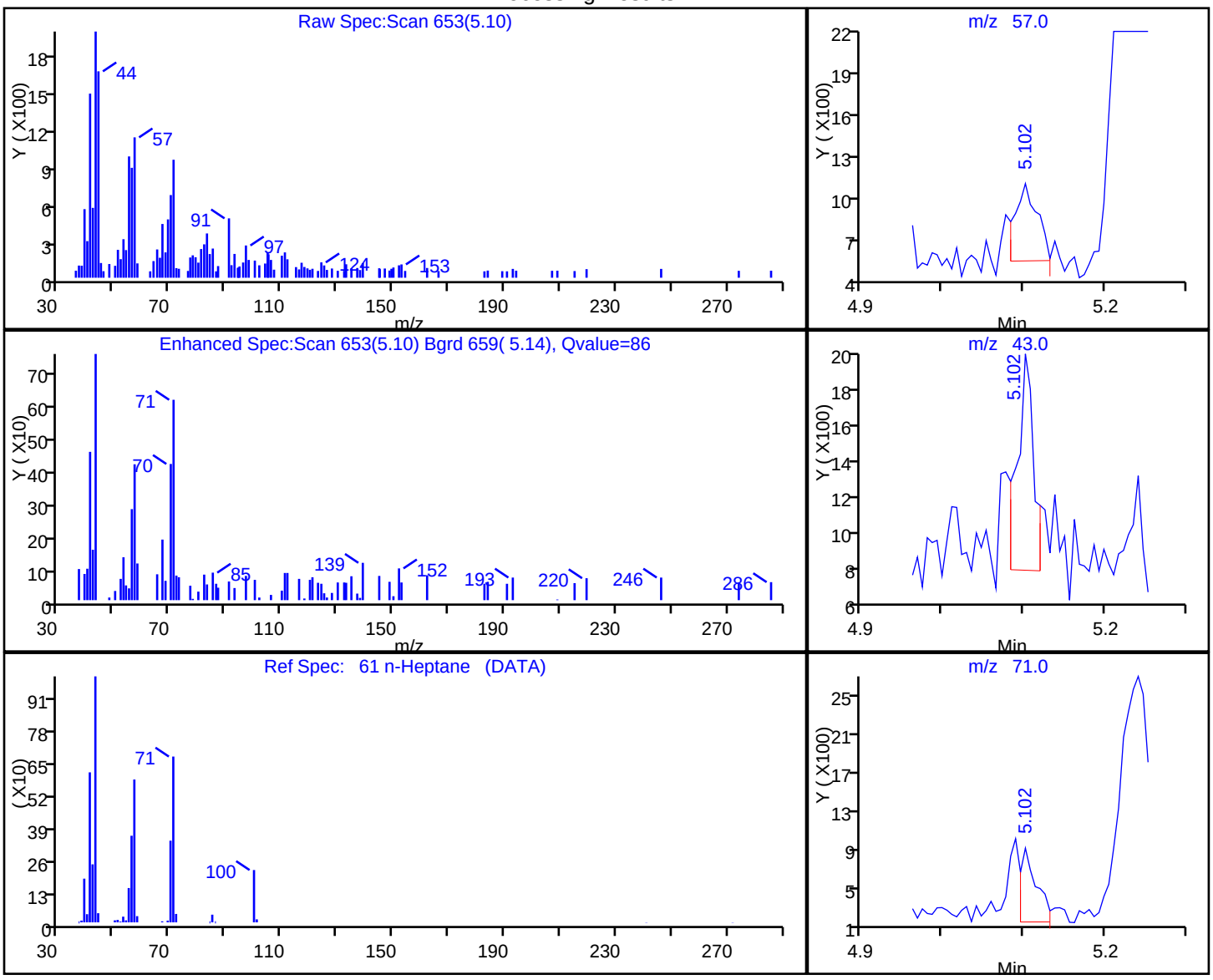

RT	Mass	Response	Amount
5.10	57.00	1064	0.457820
5.10	43.00	1637	
5.10	71.00	1058	

Reviewer: delpolitov, 29-Jan-2018 15:47:04
Audit Action: Marked Compound Undetected Audit Reason: Invalid Compound ID

User Disabled Compound Report

TestAmerica Edison

Data File: \\ChromNA\Edison\ChromData\CVOAMS11\20180126-66625.b\N62522.D
Injection Date: 26-Jan-2018 10:56:30 Instrument ID: CVOAMS11
Lims ID: STD7
Client ID:
Operator ID: ALS Bottle#: 1 Worklist Smp#: 2
Purge Vol: 5.000 mL Dil. Factor: 1.0000
Method: 8260W_11 Limit Group: VOA - 8260C DKQP Water and Solid
Column: Rtx-624 (0.25 mm) Detector MS SCAN

72 n-Propyl acetate, CAS: 109-60-4

Processing Results

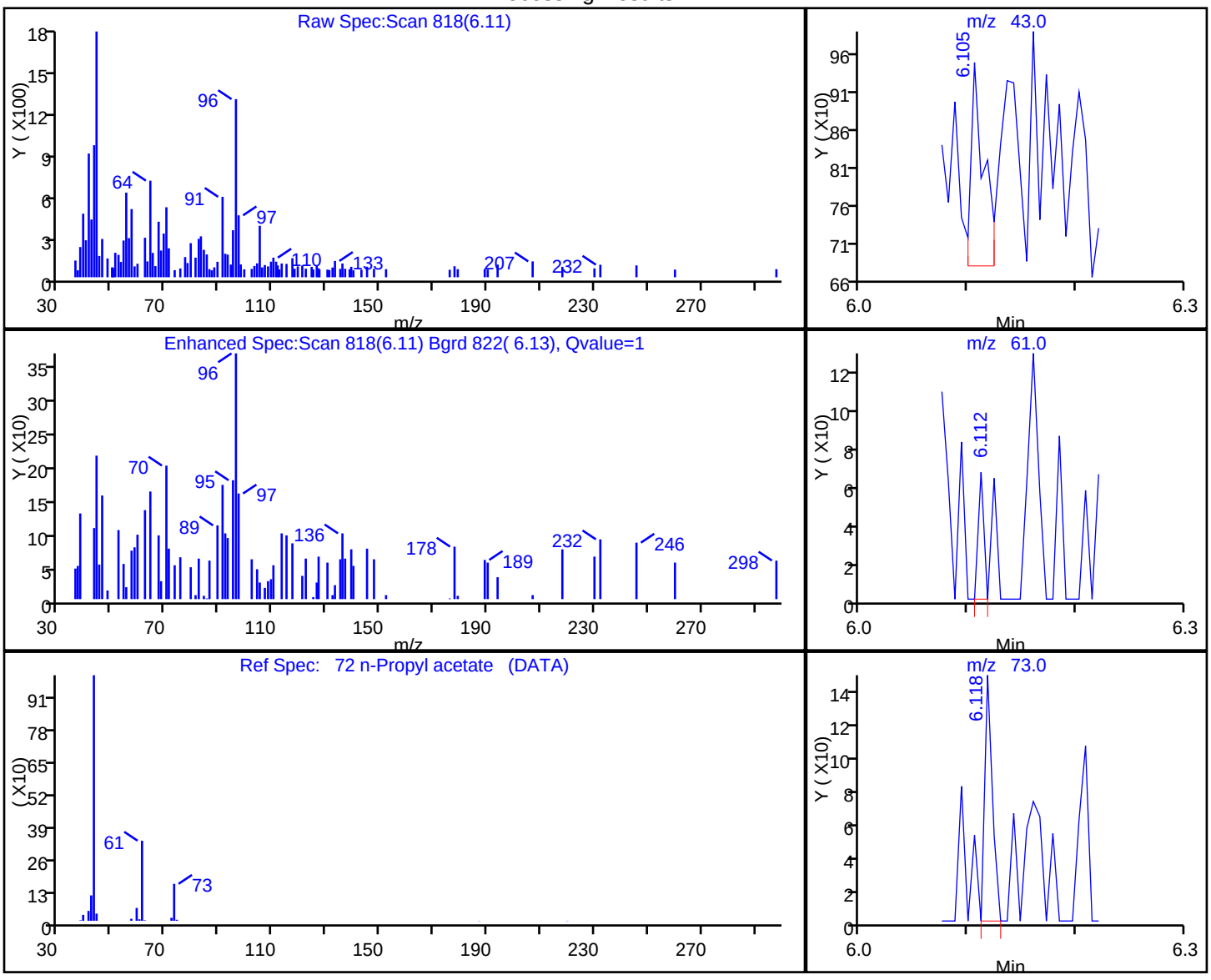

RT	Mass	Response	Amount
6.11	43.00	226	0.057567
6.11	61.00	23	
6.12	73.00	72	

Reviewer: delpolitov, 29-Jan-2018 15:47:04
Audit Action: Marked Compound Undetected Audit Reason: Invalid Compound ID

User Disabled Compound Report

TestAmerica Edison

Data File: \\ChromNA\Edison\ChromData\CVOAMS11\20180126-66625.b\N62522.D
Injection Date: 26-Jan-2018 10:56:30 Instrument ID: CVOAMS11
Lims ID: STD7
Client ID:
Operator ID: ALS Bottle#: 1 Worklist Smp#: 2
Purge Vol: 5.000 mL Dil. Factor: 1.0000
Method: 8260W_11 Limit Group: VOA - 8260C DKQP Water and Solid
Column: Rtx-624 (0.25 mm) Detector MS SCAN

104 N-Propylbenzene, CAS: 103-65-1

Processing Results

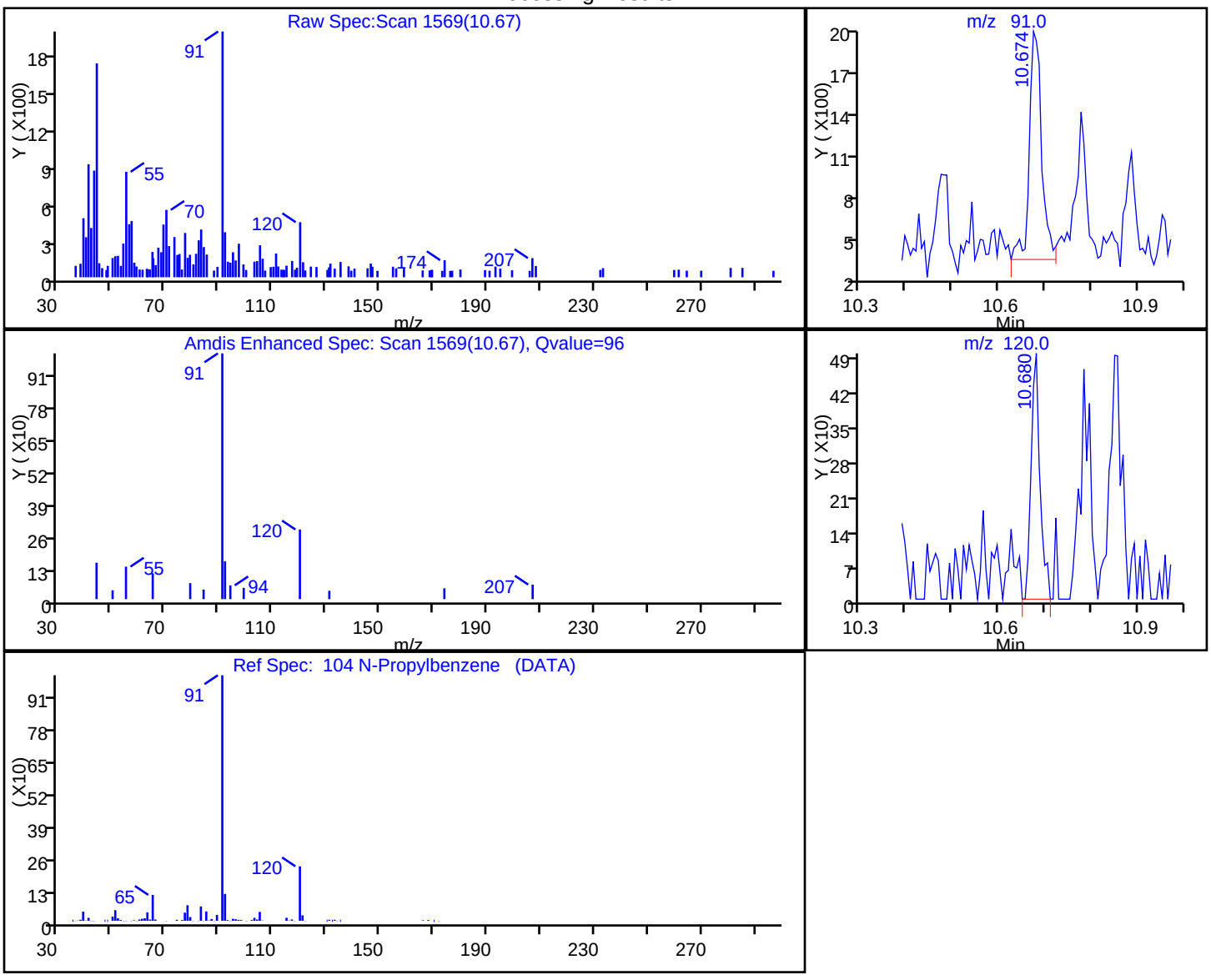

RT	Mass	Response	Amount
10.67	91.00	2847	0.126662
10.68	120.00	661	

Reviewer: delpolitov, 29-Jan-2018 15:47:04
Audit Action: Marked Compound Undetected Audit Reason: Invalid Compound ID

User Disabled Compound Report

TestAmerica Edison

Data File: \\ChromNA\Edison\ChromData\CVOAMS11\20180126-66625.b\N62522.D
Injection Date: 26-Jan-2018 10:56:30 Instrument ID: CVOAMS11
Lims ID: STD7
Client ID:
Operator ID: ALS Bottle#: 1 Worklist Smp#: 2
Purge Vol: 5.000 mL Dil. Factor: 1.0000
Method: 8260W_11 Limit Group: VOA - 8260C DKQP Water and Solid
Column: Rtx-624 (0.25 mm) Detector MS SCAN

129 Naphthalene, CAS: 91-20-3

Processing Results

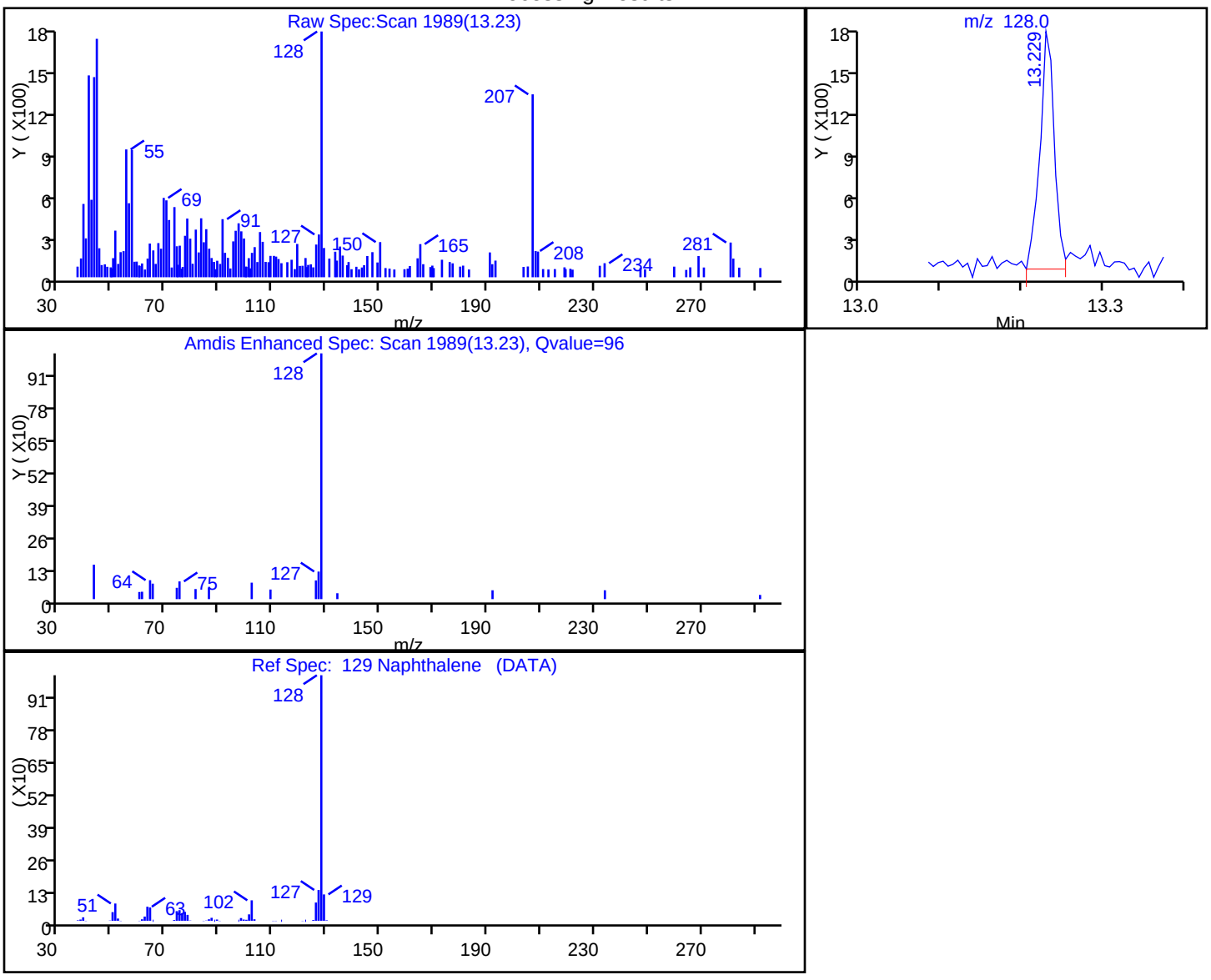

RT	Mass	Response	Amount
13.23	128.00	2070	0.170503

Reviewer: delpolitov, 29-Jan-2018 15:47:04
Audit Action: Marked Compound Undetected Audit Reason: Invalid Compound ID

User Disabled Compound Report

TestAmerica Edison

Data File: \\ChromNA\Edison\ChromData\CVOAMS11\20180126-66625.b\N62522.D
Injection Date: 26-Jan-2018 10:56:30 Instrument ID: CVOAMS11
Lims ID: STD7
Client ID:
Operator ID: ALS Bottle#: 1 Worklist Smp#: 2
Purge Vol: 5.000 mL Dil. Factor: 1.0000
Method: 8260W_11 Limit Group: VOA - 8260C DKQP Water and Solid
Column: Rtx-624 (0.25 mm) Detector MS SCAN

96 o-Xylene, CAS: 95-47-6

Processing Results

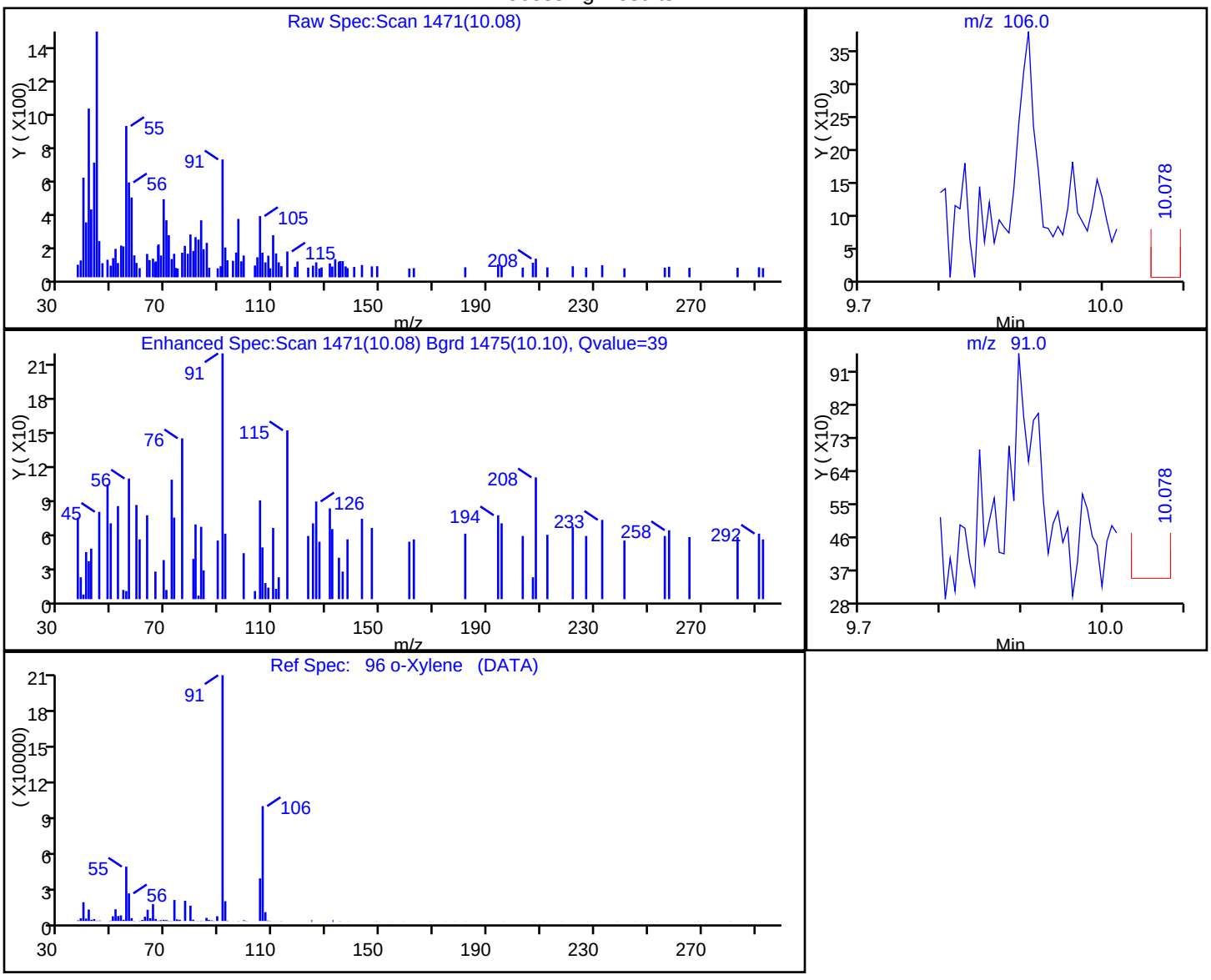

RT	Mass	Response	Amount
10.08	106.00	265	0.034307
10.08	91.00	340	

Reviewer: delpolitov, 29-Jan-2018 15:47:04
Audit Action: Marked Compound Undetected Audit Reason: Invalid Compound ID

User Disabled Compound Report

TestAmerica Edison

Data File: \\ChromNA\Edison\ChromData\CVOAMS11\20180126-66625.b\N62522.D
Injection Date: 26-Jan-2018 10:56:30 Instrument ID: CVOAMS11
Lims ID: STD7
Client ID:
Operator ID: ALS Bottle#: 1 Worklist Smp#: 2
Purge Vol: 5.000 mL Dil. Factor: 1.0000
Method: 8260W_11 Limit Group: VOA - 8260C DKQP Water and Solid
Column: Rtx-624 (0.25 mm) Detector MS SCAN

121 p-Diethylbenzene, CAS: 105-05-5

Processing Results

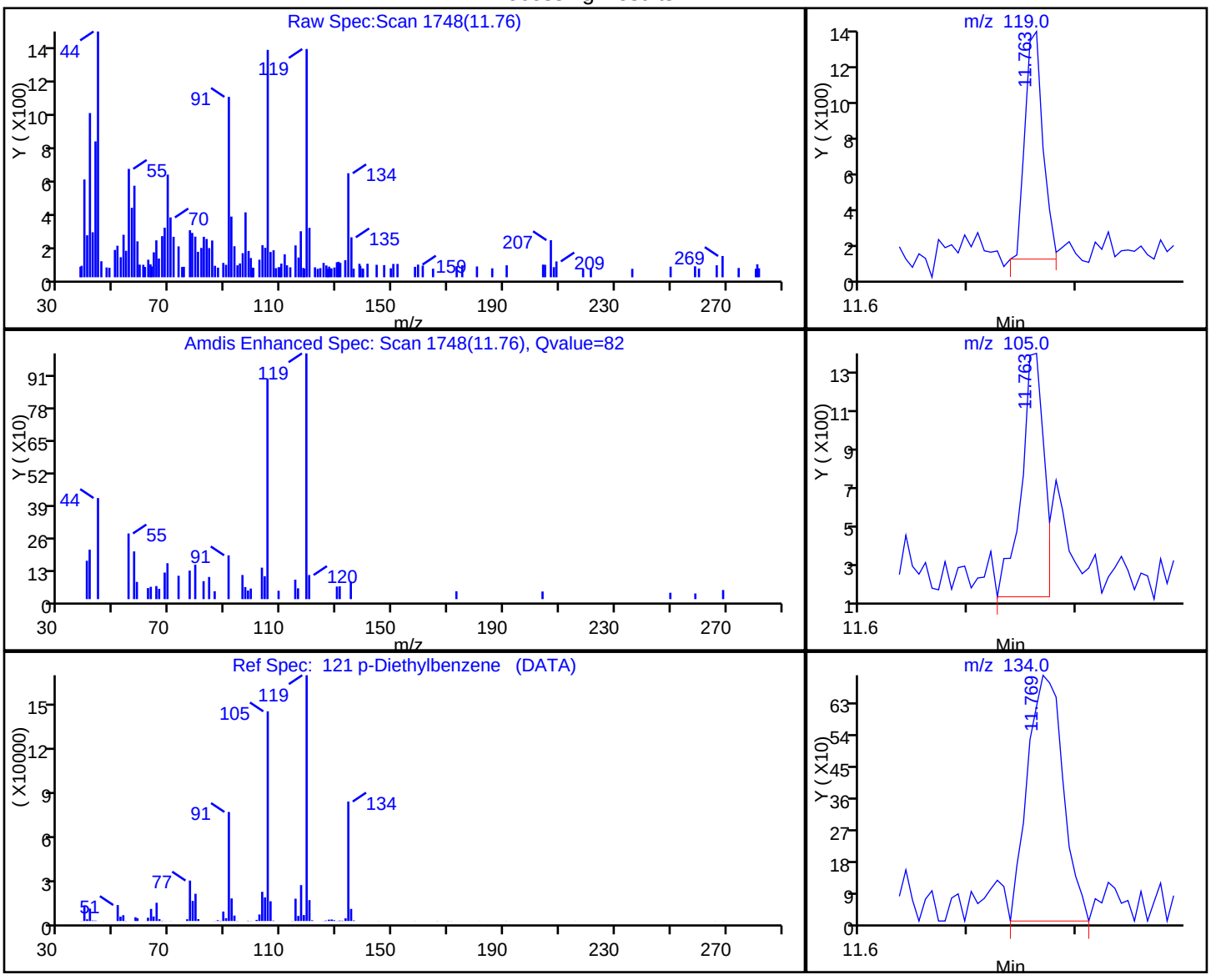

RT	Mass	Response	Amount
11.76	119.00	1451	0.157047
11.76	105.00	1698	
11.77	134.00	1620	

Reviewer: delpolitov, 29-Jan-2018 15:47:04
Audit Action: Marked Compound Undetected Audit Reason: Invalid Compound ID

User Disabled Compound Report

TestAmerica Edison

Data File: \\ChromNA\Edison\ChromData\CVOAMS11\20180126-66625.b\N62522.D
Injection Date: 26-Jan-2018 10:56:30 Instrument ID: CVOAMS11
Lims ID: STD7
Client ID:
Operator ID: ALS Bottle#: 1 Worklist Smp#: 2
Purge Vol: 5.000 mL Dil. Factor: 1.0000
Method: 8260W_11 Limit Group: VOA - 8260C DKQP Water and Solid
Column: Rtx-624 (0.25 mm) Detector MS SCAN

10 Pentane, CAS: 109-66-0

Processing Results

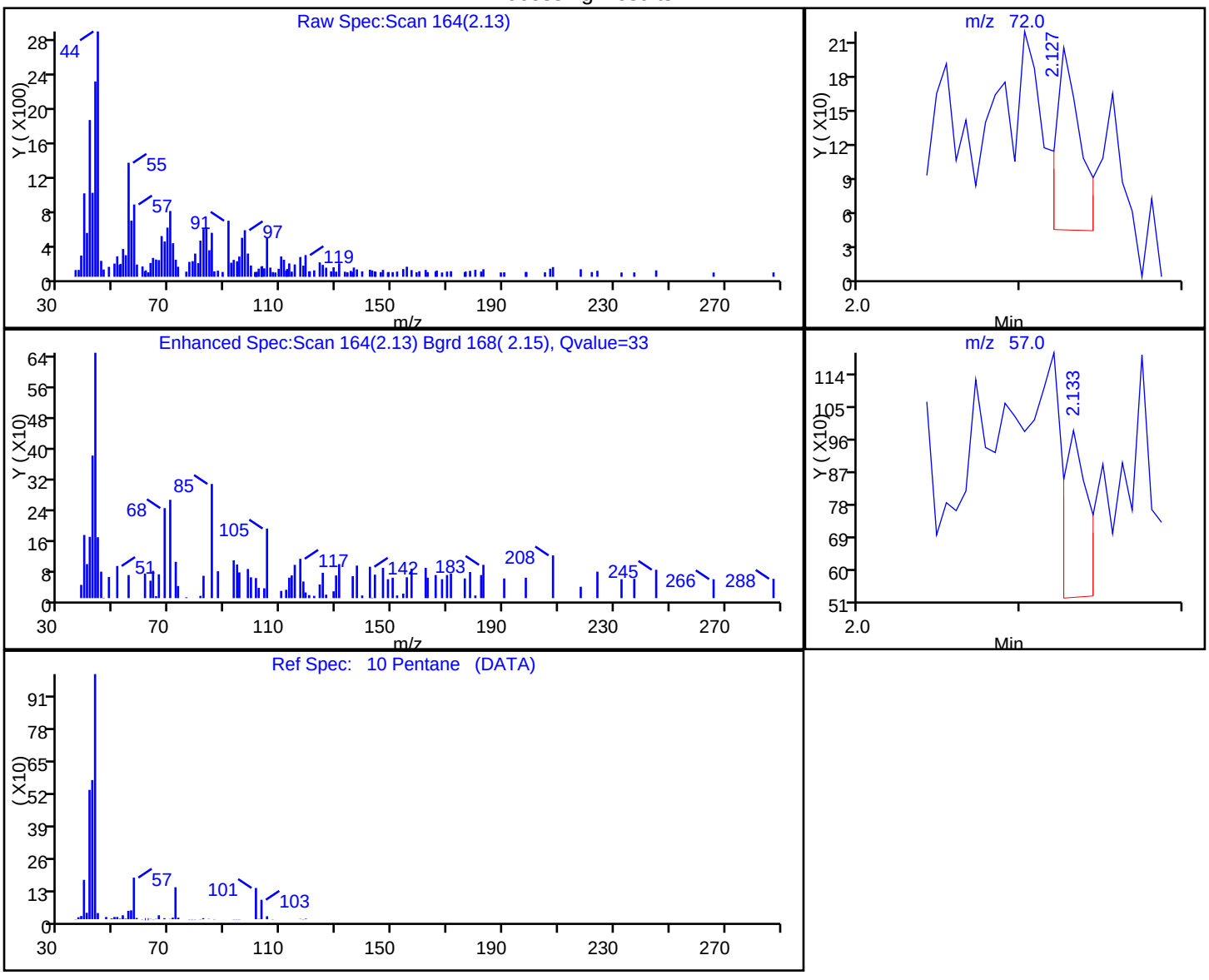

RT	Mass	Response	Amount
2.13	72.00	165	0.220437
2.13	57.00	486	

Reviewer: delpolitov, 29-Jan-2018 15:47:04
Audit Action: Marked Compound Undetected Audit Reason: Invalid Compound ID

User Disabled Compound Report

TestAmerica Edison

Data File: \\ChromNA\Edison\ChromData\CVOAMS11\20180126-66625.b\N62522.D
Injection Date: 26-Jan-2018 10:56:30 Instrument ID: CVOAMS11
Lims ID: STD7
Client ID:
Operator ID: ALS Bottle#: 1 Worklist Smp#: 2
Purge Vol: 5.000 mL Dil. Factor: 1.0000
Method: 8260W_11 Limit Group: VOA - 8260C DKQP Water and Solid
Column: Rtx-624 (0.25 mm) Detector MS SCAN

44 Propionitrile, CAS: 107-12-0

Processing Results

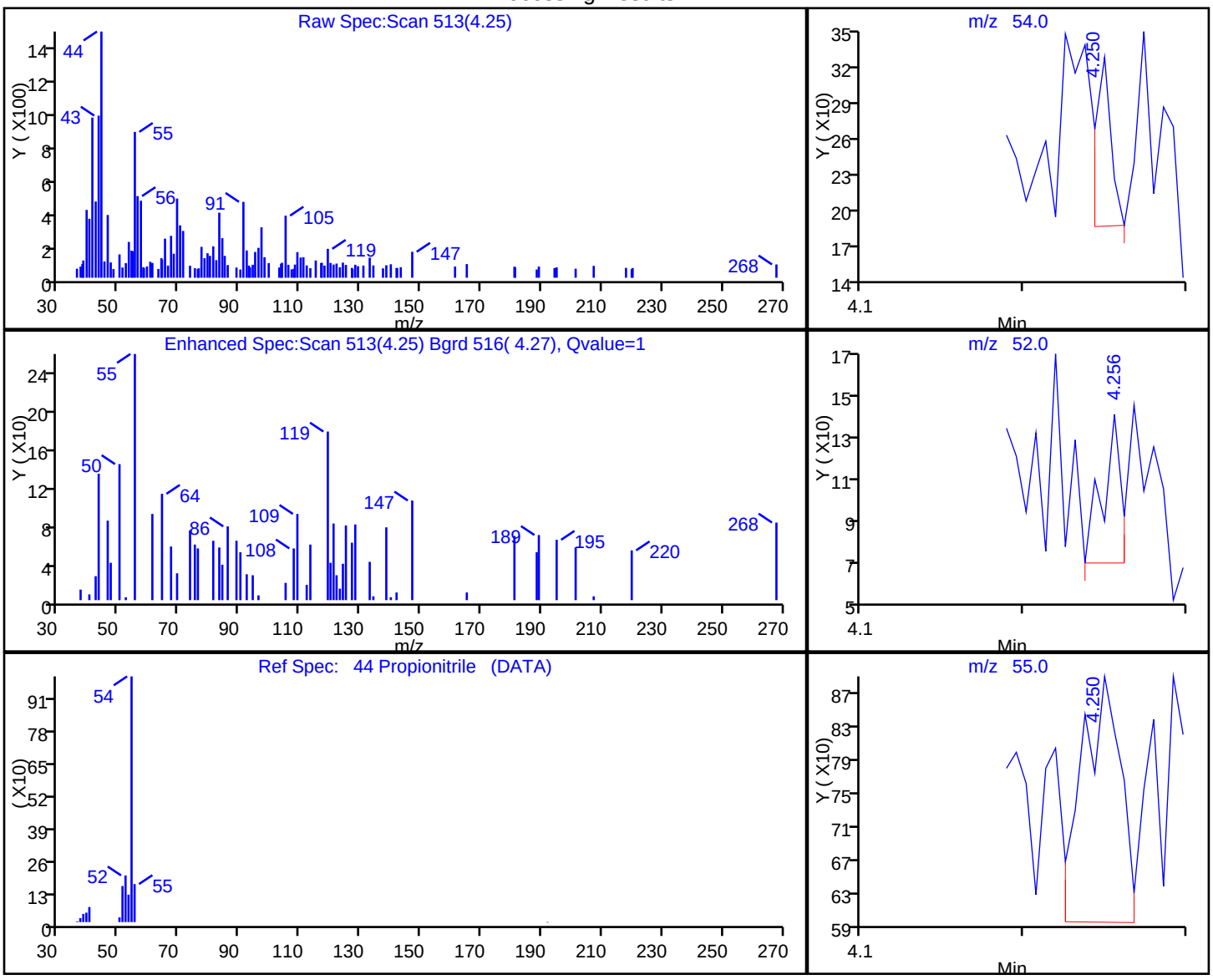

RT	Mass	Response	Amount
4.25	54.00	94	0.292091
4.26	52.00	50	
4.25	55.00	492	

Reviewer: delpolitov, 29-Jan-2018 15:47:04
Audit Action: Marked Compound Undetected Audit Reason: Invalid Compound ID

User Disabled Compound Report

TestAmerica Edison

Data File: \\ChromNA\Edison\ChromData\CVOAMS11\20180126-66625.b\N62522.D
Injection Date: 26-Jan-2018 10:56:30 Instrument ID: CVOAMS11
Lims ID: STD7
Client ID:
Operator ID: ALS Bottle#: 1 Worklist Smp#: 2
Purge Vol: 5.000 mL Dil. Factor: 1.0000
Method: 8260W_11 Limit Group: VOA - 8260C DKQP Water and Solid
Column: Rtx-624 (0.25 mm) Detector MS SCAN

114 sec-Butylbenzene, CAS: 135-98-8

Processing Results

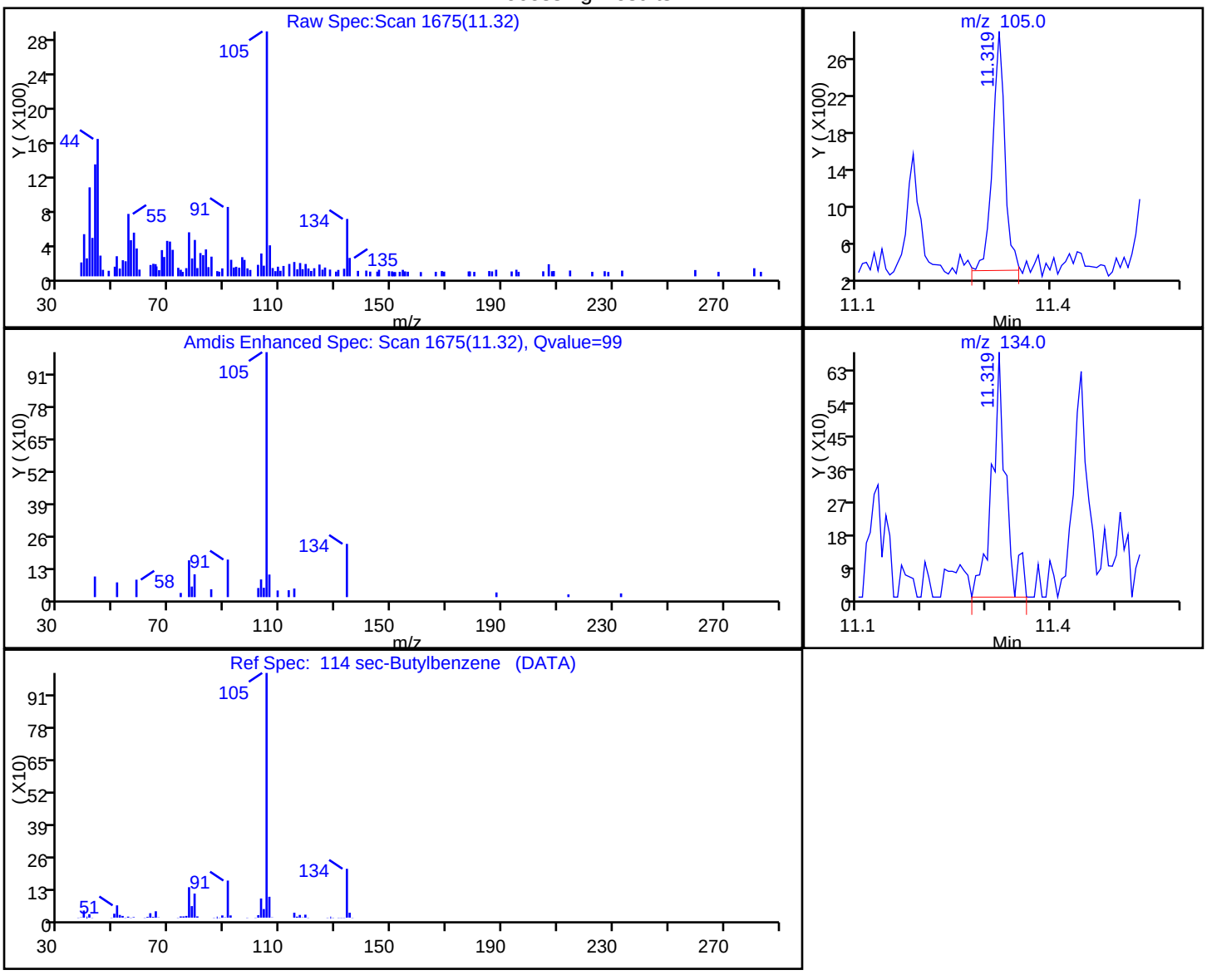

RT	Mass	Response	Amount
11.32	105.00	3431	0.171283
11.32	134.00	1008	

Reviewer: delpolitov, 29-Jan-2018 15:47:04
Audit Action: Marked Compound Undetected Audit Reason: Invalid Compound ID

User Disabled Compound Report

TestAmerica Edison

Data File: \\ChromNA\Edison\ChromData\CVOAMS11\20180126-66625.b\N62522.D
Injection Date: 26-Jan-2018 10:56:30 Instrument ID: CVOAMS11
Lims ID: STD7
Client ID:
Operator ID: ALS Bottle#: 1 Worklist Smp#: 2
Purge Vol: 5.000 mL Dil. Factor: 1.0000
Method: 8260W_11 Limit Group: VOA - 8260C DKQP Water and Solid
Column: Rtx-624 (0.25 mm) Detector MS SCAN

97 Styrene, CAS: 100-42-5

Processing Results

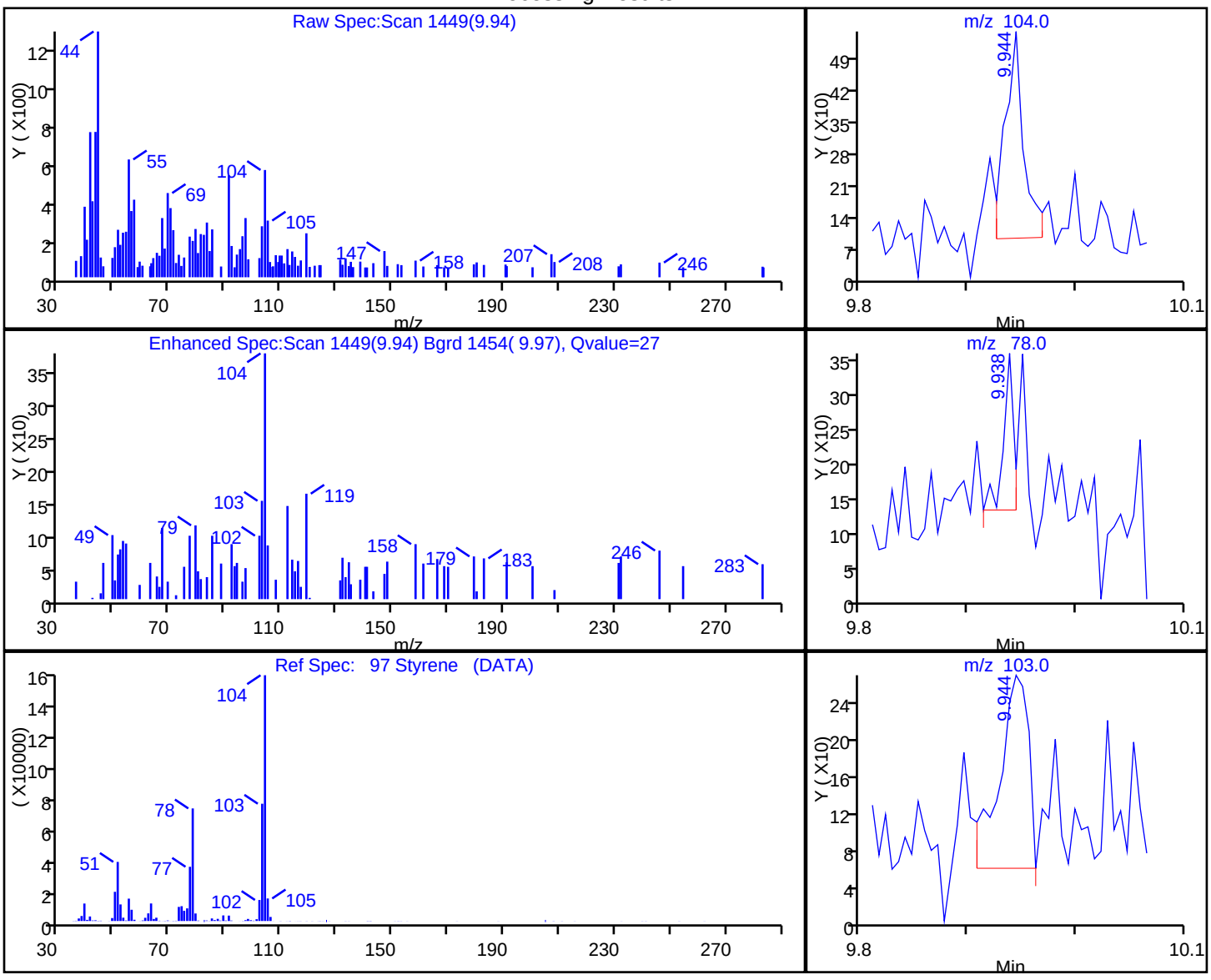

RT	Mass	Response	Amount
9.94	104.00	559	0.045293
9.94	78.00	149	
9.94	103.00	387	

Reviewer: delpolitov, 29-Jan-2018 15:47:04
Audit Action: Marked Compound Undetected Audit Reason: Invalid Compound ID

User Disabled Compound Report

TestAmerica Edison

Data File:	\\ChromNA\Edison\ChromData\CVOAMS11\20180126-66625.b\N62522.D		
Injection Date:	26-Jan-2018 10:56:30	Instrument ID:	CVOAMS11
Lims ID:	STD7		
Client ID:			
Operator ID:		ALS Bottle#:	1 Worklist Smp#: 2
Purge Vol:	5.000 mL	Dil. Factor:	1.0000
Method:	8260W_11	Limit Group:	VOA - 8260C DKQP Water and Solid
Column:	Rtx-624 (0.25 mm)	Detector	MS SCAN

57 Tert-amyl methyl ether, CAS: 994-05-8

Processing Results

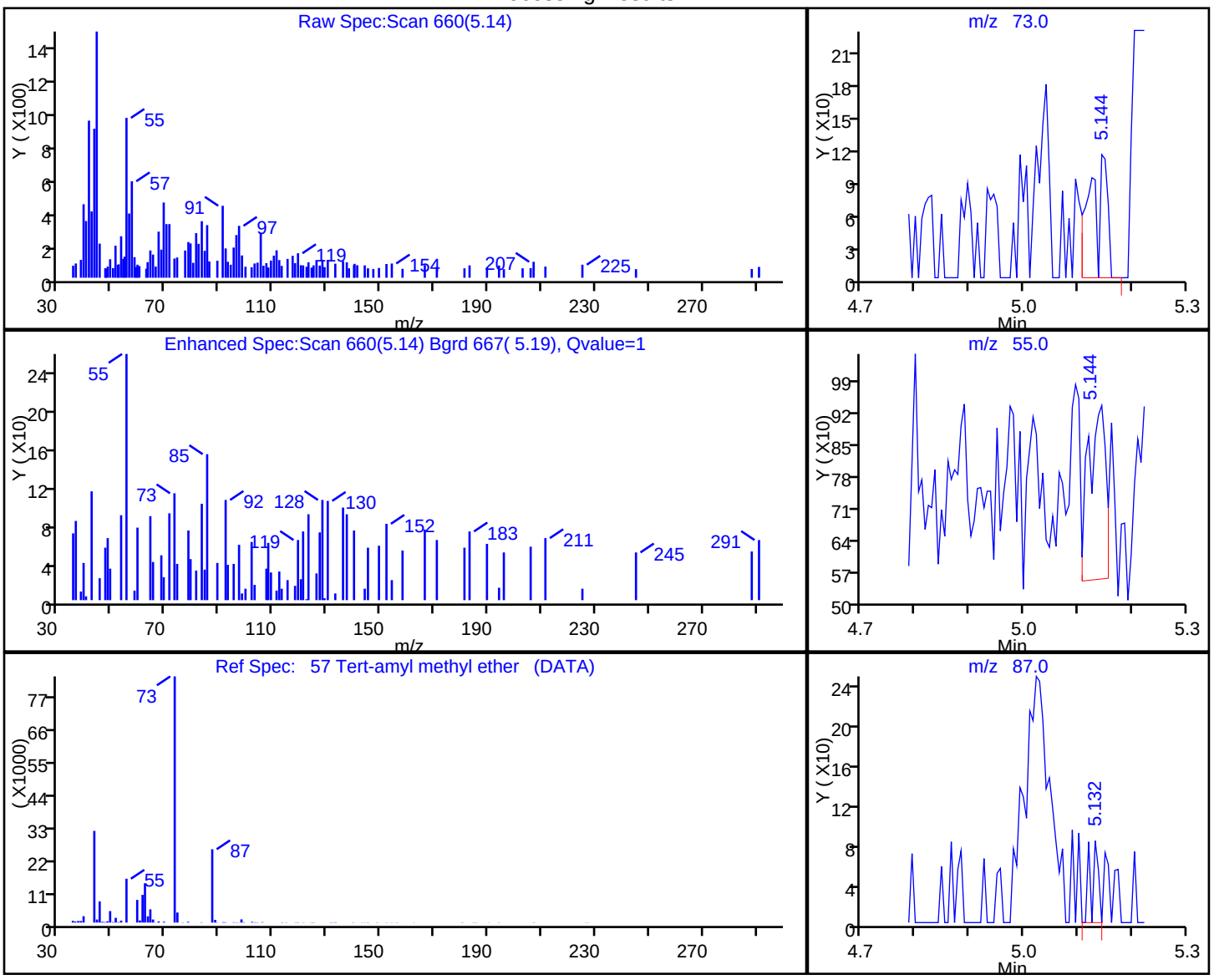

RT	Mass	Response	Amount
5.14	73.00	242	0.017970
5.14	55.00	849	
5.13	87.00	80	

Reviewer: delpolitov, 29-Jan-2018 15:47:04

Audit Action: Marked Compound Undetected Audit Reason: Invalid Compound ID

User Disabled Compound Report

TestAmerica Edison

Data File: \\ChromNA\Edison\ChromData\CVOAMS11\20180126-66625.b\N62522.D
Injection Date: 26-Jan-2018 10:56:30 Instrument ID: CVOAMS11
Lims ID: STD7
Client ID:
Operator ID: ALS Bottle#: 1 Worklist Smp#: 2
Purge Vol: 5.000 mL Dil. Factor: 1.0000
Method: 8260W_11 Limit Group: VOA - 8260C DKQP Water and Solid
Column: Rtx-624 (0.25 mm) Detector MS SCAN

112 tert-Butylbenzene, CAS: 98-06-6

Processing Results

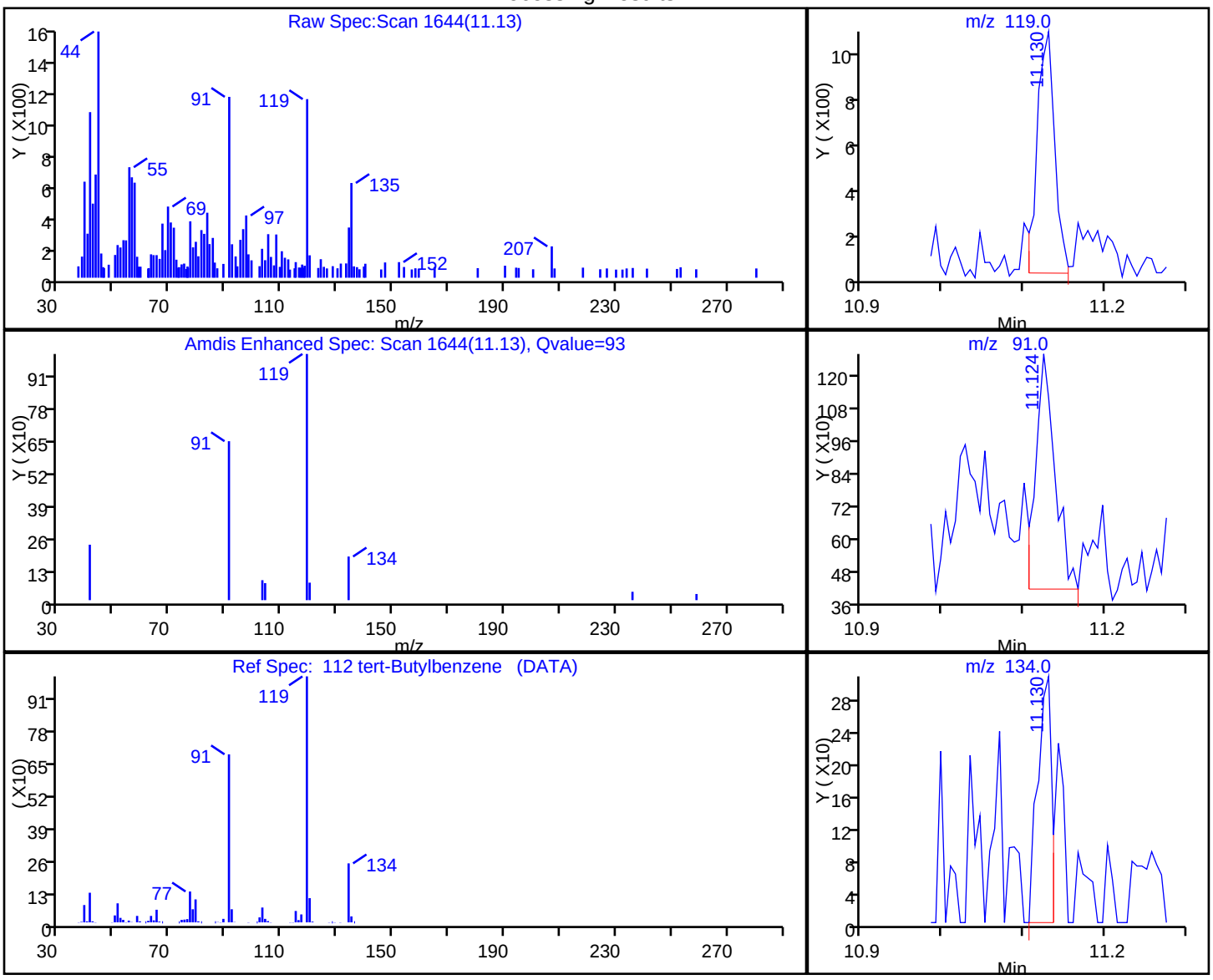

RT	Mass	Response	Amount
11.13	119.00	1530	0.115235
11.12	91.00	1438	
11.13	134.00	376	

Reviewer: delpolitov, 29-Jan-2018 15:47:04
Audit Action: Marked Compound Undetected Audit Reason: Invalid Compound ID

User Disabled Compound Report

TestAmerica Edison

Data File: \\ChromNA\Edison\ChromData\CVOAMS11\20180126-66625.b\N62522.D
Injection Date: 26-Jan-2018 10:56:30 Instrument ID: CVOAMS11
Lims ID: STD7
Client ID:
Operator ID: ALS Bottle#: 1 Worklist Smp#: 2
Purge Vol: 5.000 mL Dil. Factor: 1.0000
Method: 8260W_11 Limit Group: VOA - 8260C DKQP Water and Solid
Column: Rtx-624 (0.25 mm) Detector MS SCAN

84 Tetrachloroethene, CAS: 127-18-4

Processing Results

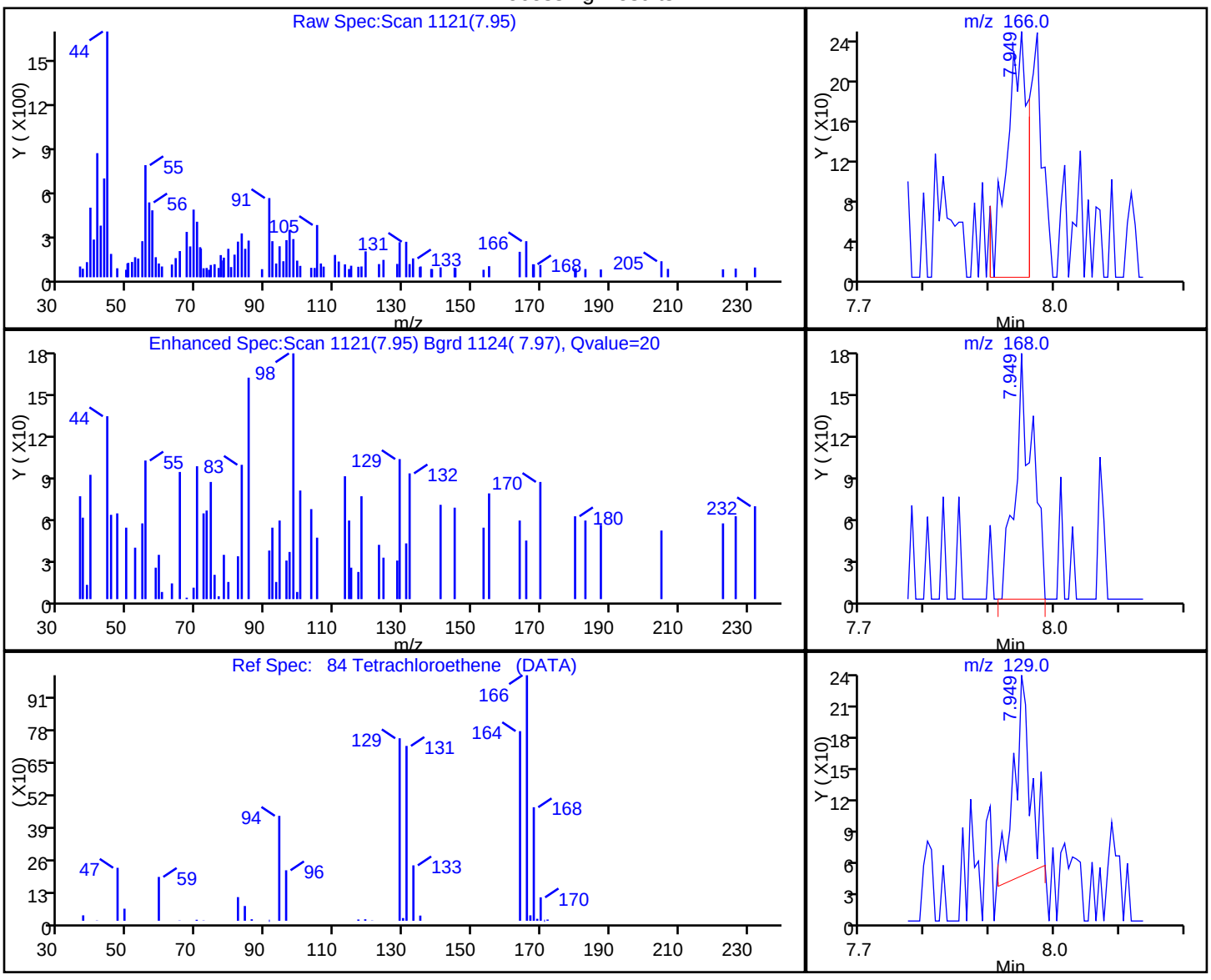

RT	Mass	Response	Amount
7.95	166.00	537	0.136413
7.95	168.00	319	
7.95	129.00	339	

Reviewer: delpolitov, 29-Jan-2018 15:47:04
Audit Action: Marked Compound Undetected Audit Reason: Invalid Compound ID

User Disabled Compound Report

TestAmerica Edison

Data File: \\ChromNA\Edison\ChromData\CVOAMS11\20180126-66625.b\N62522.D
Injection Date: 26-Jan-2018 10:56:30 Instrument ID: CVOAMS11
Lims ID: STD7
Client ID:
Operator ID: ALS Bottle#: 1 Worklist Smp#: 2
Purge Vol: 5.000 mL Dil. Factor: 1.0000
Method: 8260W_11 Limit Group: VOA - 8260C DKQP Water and Solid
Column: Rtx-624 (0.25 mm) Detector MS SCAN

45 Tetrahydrofuran, CAS: 109-99-9

Processing Results

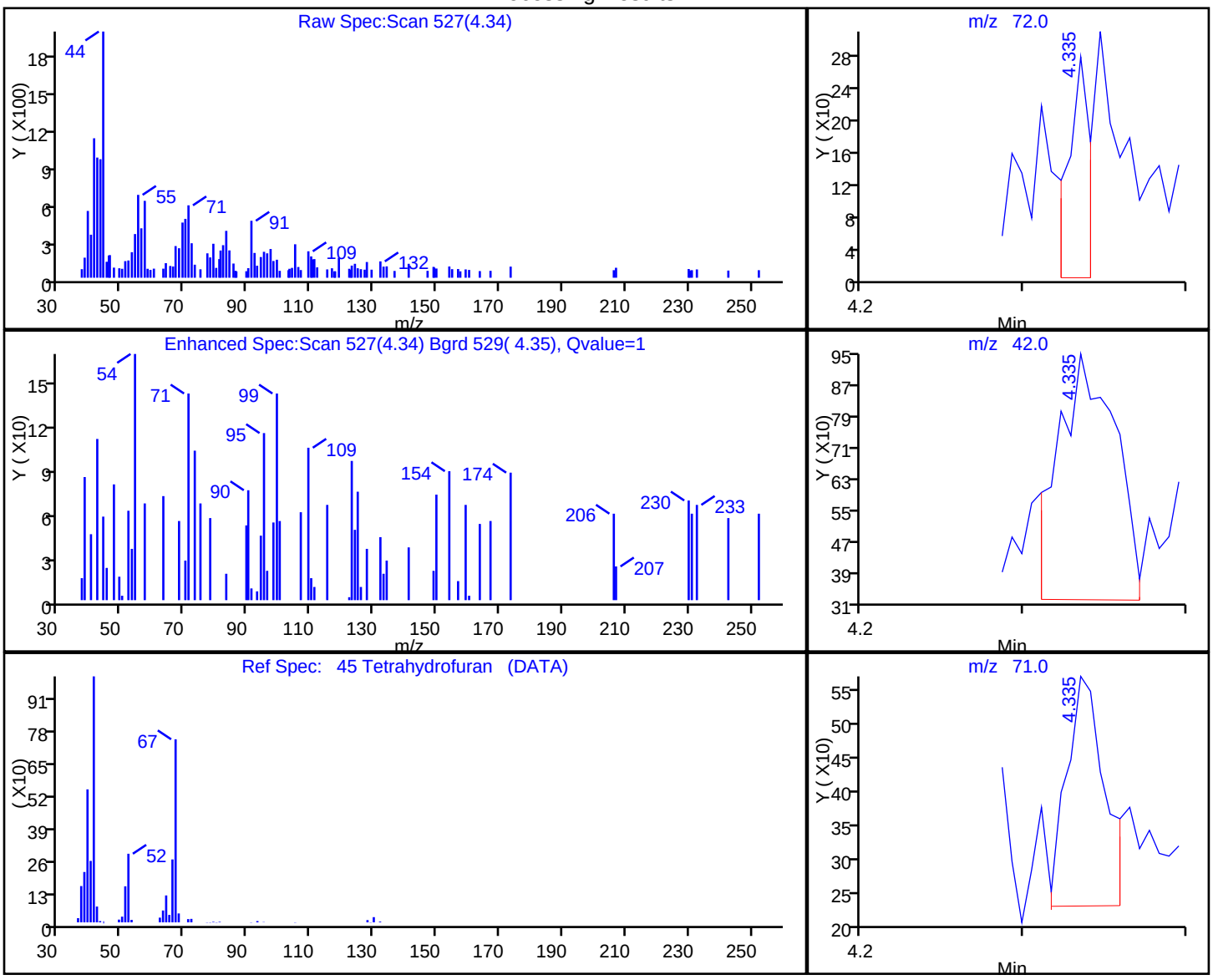

RT	Mass	Response	Amount
4.34	72.00	257	0.795138
4.34	42.00	1565	
4.34	71.00	555	

Reviewer: delpolitov, 29-Jan-2018 15:47:04
Audit Action: Marked Compound Undetected Audit Reason: Invalid Compound ID

User Disabled Compound Report

TestAmerica Edison

Data File: \\ChromNA\Edison\ChromData\CVOAMS11\20180126-66625.b\N62522.D
Injection Date: 26-Jan-2018 10:56:30 Instrument ID: CVOAMS11
Lims ID: STD7
Client ID:
Operator ID: ALS Bottle#: 1 Worklist Smp#: 2
Purge Vol: 5.000 mL Dil. Factor: 1.0000
Method: 8260W_11 Limit Group: VOA - 8260C DKQP Water and Solid
Column: Rtx-624 (0.25 mm) Detector MS SCAN

80 Toluene, CAS: 108-88-3

Processing Results

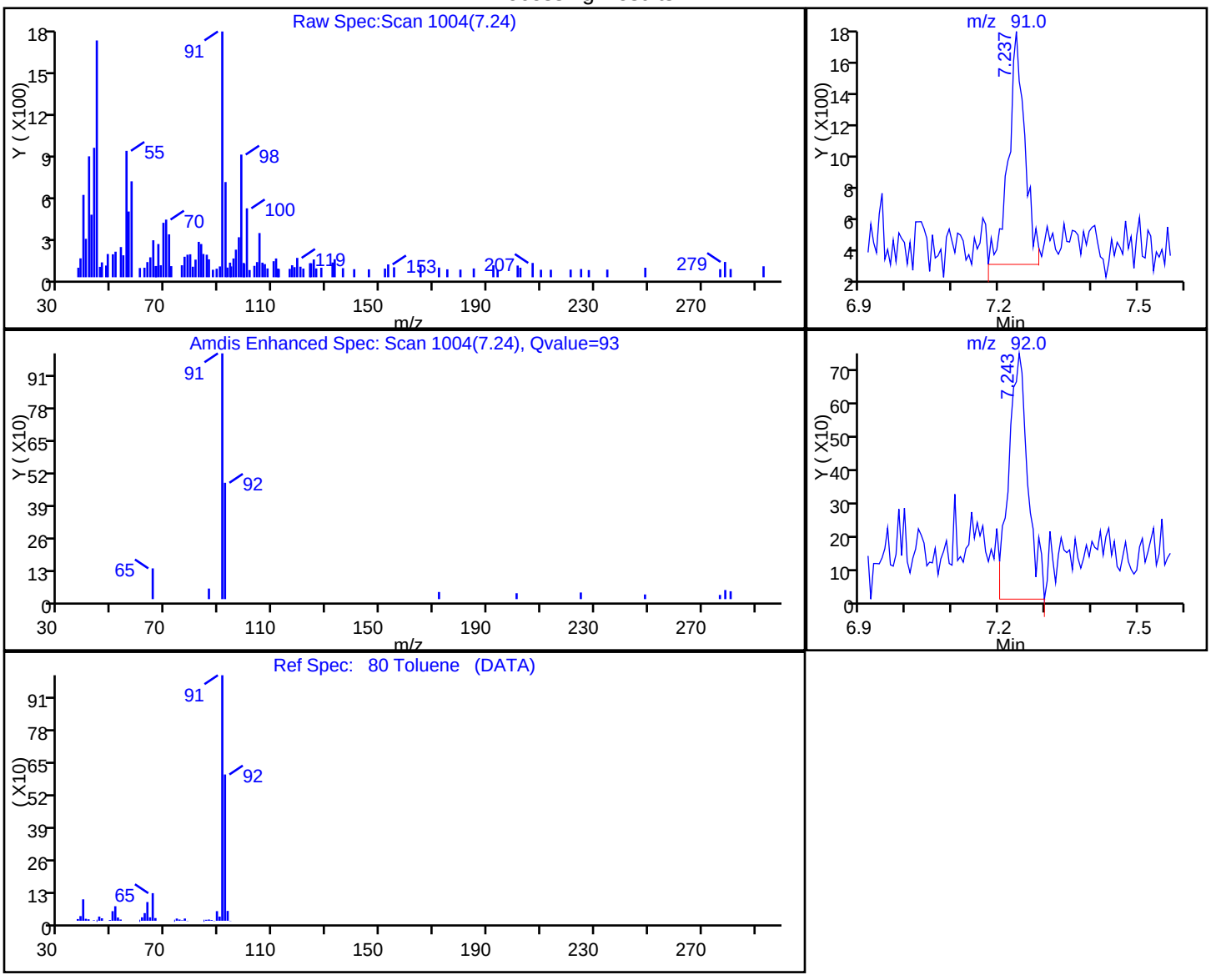

RT	Mass	Response	Amount
7.24	91.00	3270	0.184496
7.24	92.00	2149	

Reviewer: delpolitov, 29-Jan-2018 15:47:04
Audit Action: Marked Compound Undetected Audit Reason: Invalid Compound ID

User Disabled Compound Report

TestAmerica Edison

Data File: \\ChromNA\Edison\ChromData\CVOAMS11\20180126-66625.b\N62522.D
Injection Date: 26-Jan-2018 10:56:30 Instrument ID: CVOAMS11
Lims ID: STD7
Client ID:
Operator ID: ALS Bottle#: 1 Worklist Smp#: 2
Purge Vol: 5.000 mL Dil. Factor: 1.0000
Method: 8260W_11 Limit Group: VOA - 8260C DKQP Water and Solid
Column: Rtx-624 (0.25 mm) Detector MS SCAN

30 trans-1,2-Dichloroethene, CAS: 156-60-5

Processing Results

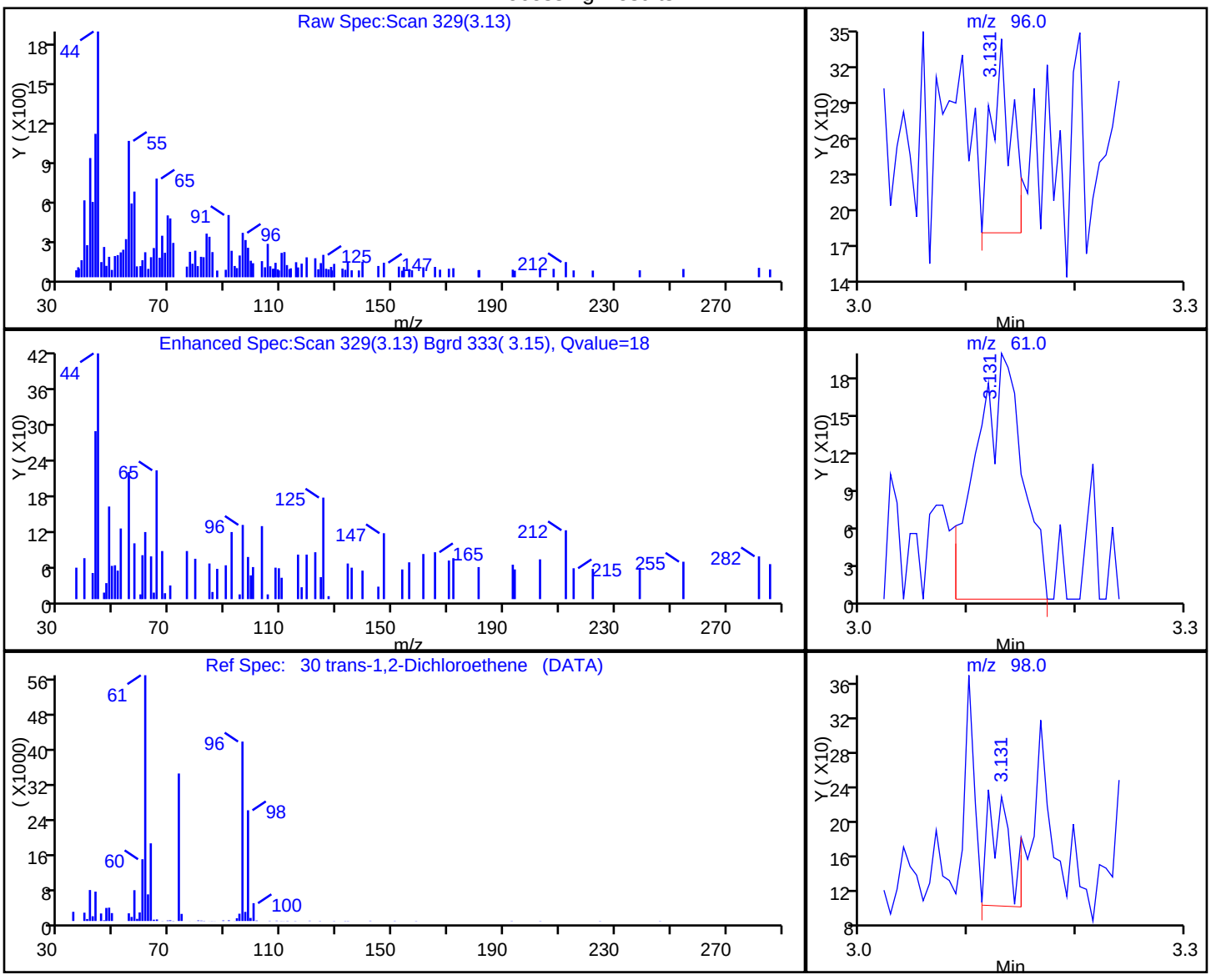

RT	Mass	Response	Amount
3.13	96.00	198	0.047835
3.13	61.00	563	
3.13	98.00	176	

Reviewer: delpolitov, 29-Jan-2018 15:47:04
Audit Action: Marked Compound Undetected Audit Reason: Invalid Compound ID

User Disabled Compound Report

TestAmerica Edison

Data File: \\ChromNA\Edison\ChromData\CVOAMS11\20180126-66625.b\N62522.D
Injection Date: 26-Jan-2018 10:56:30 Instrument ID: CVOAMS11
Lims ID: STD7
Client ID:
Operator ID: ALS Bottle#: 1 Worklist Smp#: 2
Purge Vol: 5.000 mL Dil. Factor: 1.0000
Method: 8260W_11 Limit Group: VOA - 8260C DKQP Water and Solid
Column: Rtx-624 (0.25 mm) Detector MS SCAN

81 trans-1,3-Dichloropropene, CAS: 10061-02-6

Processing Results

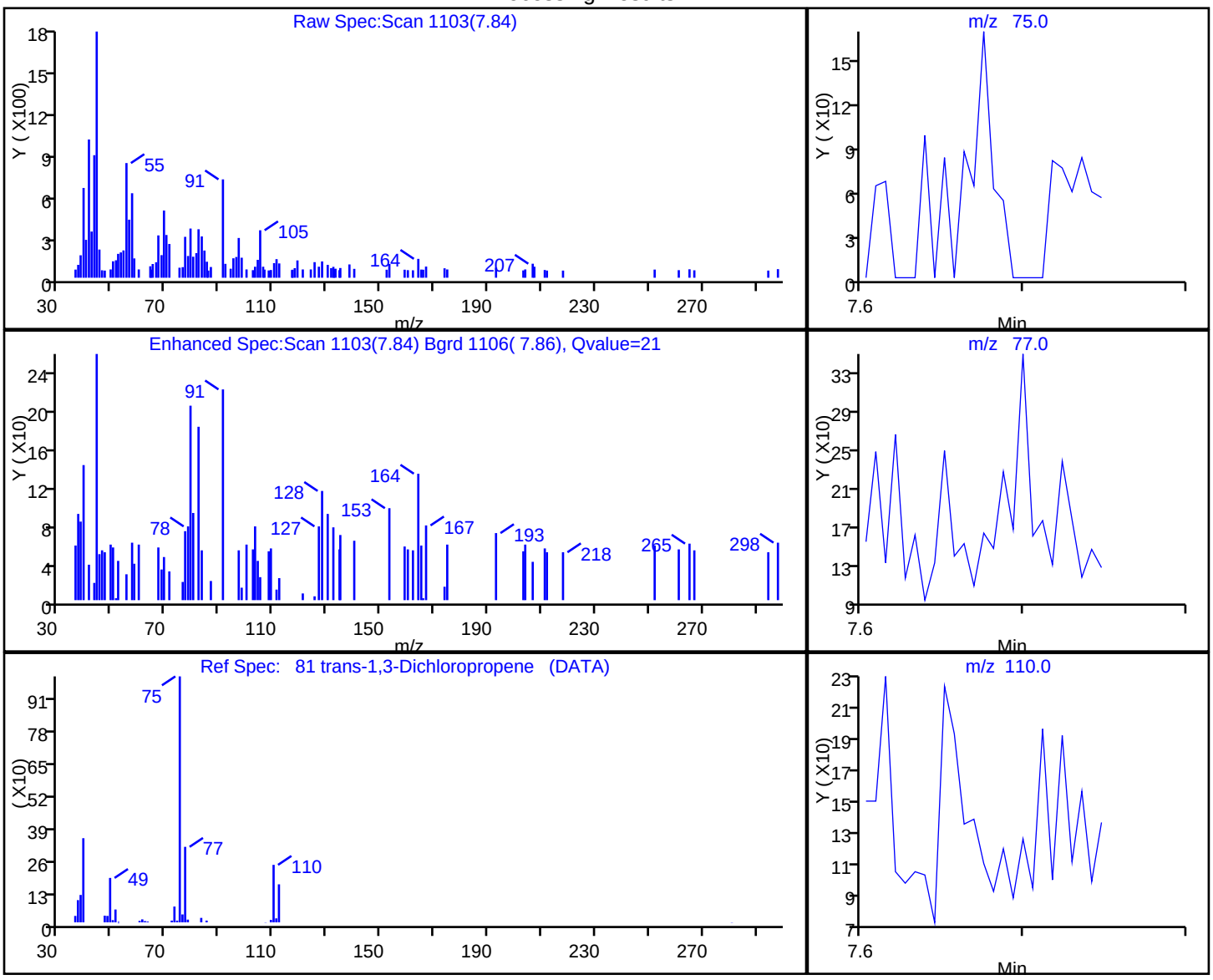

RT	Mass	Response	Amount
7.84	75.00	26	0.004683
7.83	77.00	766	
7.83	110.00	86	

Reviewer: delpolitov, 29-Jan-2018 15:47:04
Audit Action: Marked Compound Undetected Audit Reason: Invalid Compound ID

User Disabled Compound Report

TestAmerica Edison

Data File: \\ChromNA\Edison\ChromData\CVOAMS11\20180126-66625.b\N62522.D
Injection Date: 26-Jan-2018 10:56:30 Instrument ID: CVOAMS11
Lims ID: STD7
Client ID:
Operator ID: ALS Bottle#: 1 Worklist Smp#: 2
Purge Vol: 5.000 mL Dil. Factor: 1.0000
Method: 8260W_11 Limit Group: VOA - 8260C DKQP Water and Solid
Column: Rtx-624 (0.25 mm) Detector MS SCAN

106 trans-1,4-Dichloro-2-butene, CAS: 110-57-6

Processing Results

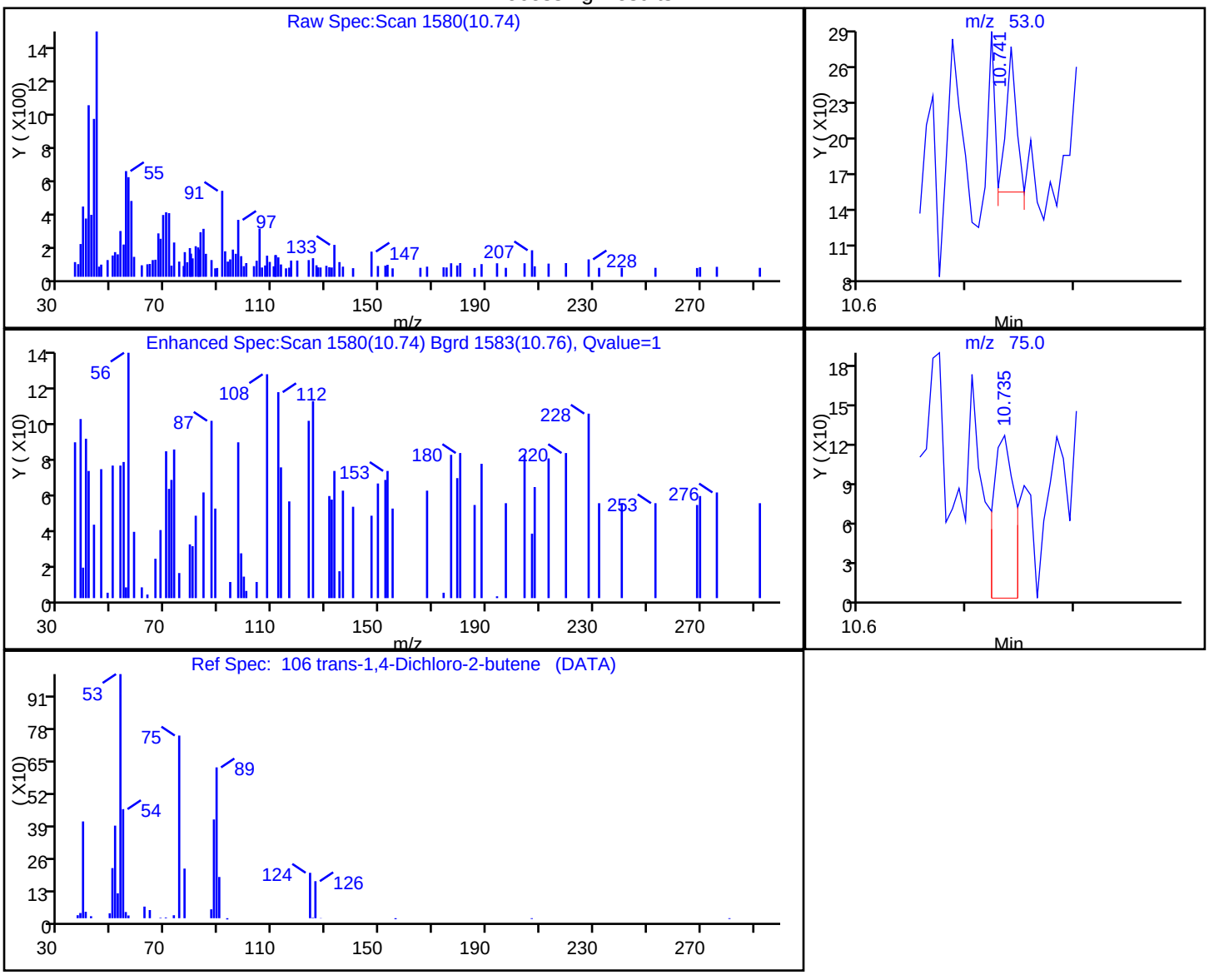

RT	Mass	Response	Amount
10.74	53.00	75	0.093261
10.74	75.00	165	

Reviewer: delpolitov, 29-Jan-2018 15:47:04
Audit Action: Marked Compound Undetected Audit Reason: Invalid Compound ID

User Disabled Compound Report

TestAmerica Edison

Data File: \\ChromNA\Edison\ChromData\CVOAMS11\20180126-66625.b\N62522.D
Injection Date: 26-Jan-2018 10:56:30 Instrument ID: CVOAMS11
Lims ID: STD7
Client ID:
Operator ID: ALS Bottle#: 1 Worklist Smp#: 2
Purge Vol: 5.000 mL Dil. Factor: 1.0000
Method: 8260W_11 Limit Group: VOA - 8260C DKQP Water and Solid
Column: Rtx-624 (0.25 mm) Detector MS SCAN

9 Trichlorofluoromethane, CAS: 75-69-4

Processing Results

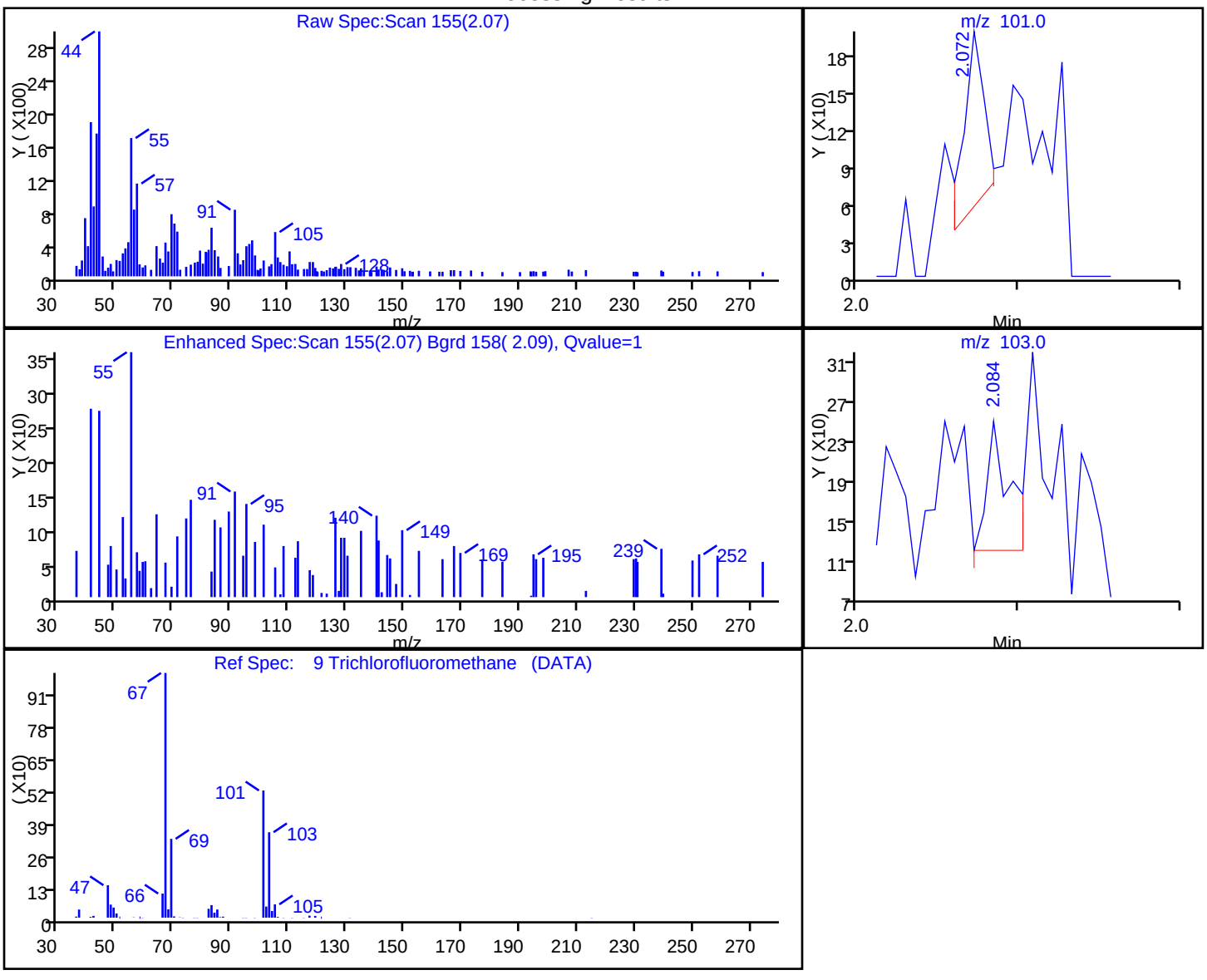

RT	Mass	Response	Amount
2.07	101.00	120	0.036582
2.08	103.00	124	

Reviewer: delpolitov, 29-Jan-2018 15:47:04
Audit Action: Marked Compound Undetected Audit Reason: Invalid Compound ID

User Disabled Compound Report

TestAmerica Edison

Data File: \\ChromNA\Edison\ChromData\CVOAMS11\20180126-66625.b\N62522.D
Injection Date: 26-Jan-2018 10:56:30 Instrument ID: CVOAMS11
Lims ID: STD7
Client ID:
Operator ID: ALS Bottle#: 1 Worklist Smp#: 2
Purge Vol: 5.000 mL Dil. Factor: 1.0000
Method: 8260W_11 Limit Group: VOA - 8260C DKQP Water and Solid
Column: Rtx-624 (0.25 mm) Detector MS SCAN

35 Vinyl acetate, CAS: 108-05-4

Processing Results

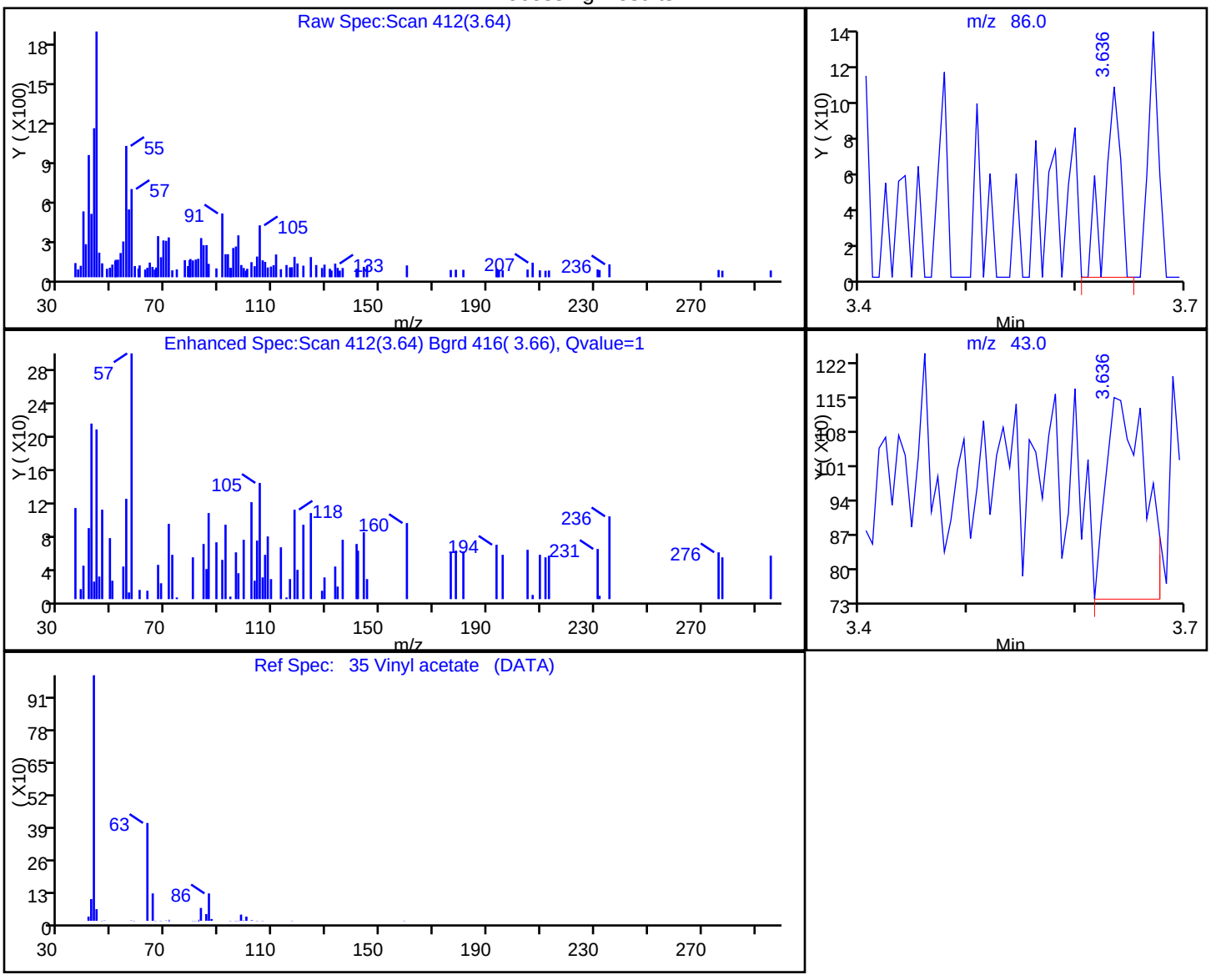

RT	Mass	Response	Amount
3.64	86.00	103	0.163316
3.64	43.00	1006	

Reviewer: delpolitov, 29-Jan-2018 15:47:04
Audit Action: Marked Compound Undetected Audit Reason: Invalid Compound ID

User Disabled Compound Report

TestAmerica Edison

Data File: \\ChromNA\Edison\ChromData\CVOAMS11\20180126-66625.b\N62522.D
Injection Date: 26-Jan-2018 10:56:30 Instrument ID: CVOAMS11
Lims ID: STD7
Client ID:
Operator ID: ALS Bottle#: 1 Worklist Smp#: 2
Purge Vol: 5.000 mL Dil. Factor: 1.0000
Method: 8260W_11 Limit Group: VOA - 8260C DKQP Water and Solid
Column: Rtx-624 (0.25 mm) Detector MS SCAN

4 Vinyl chloride, CAS: 75-01-4

Processing Results

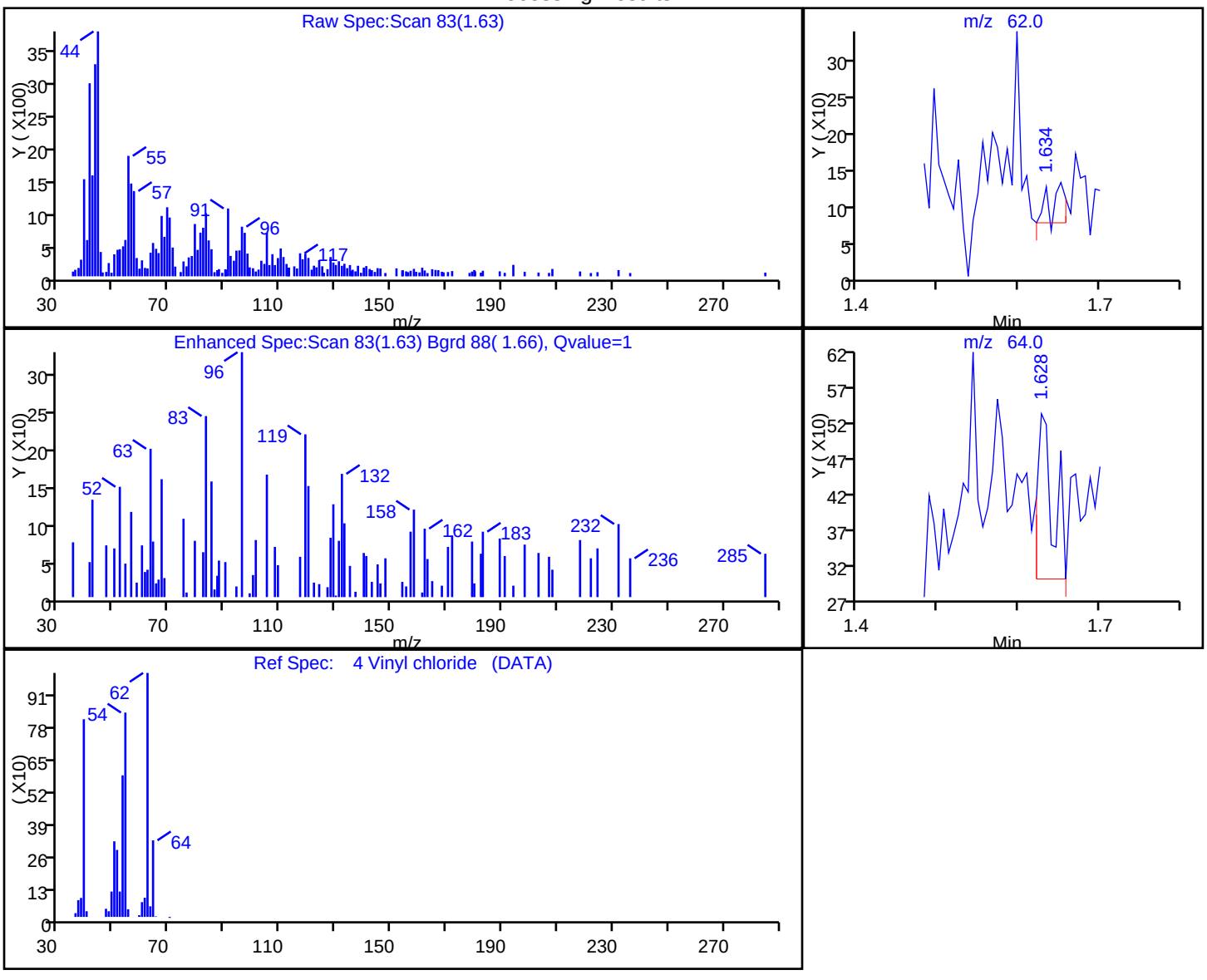

RT	Mass	Response	Amount
1.63	62.00	66	0.016615
1.63	64.00	300	

Reviewer: delpolitov, 29-Jan-2018 15:47:04
Audit Action: Marked Compound Undetected Audit Reason: Invalid Compound ID

TestAmerica Edison
Target Compound Quantitation Report

Data File: \\ChromNA\Edison\ChromData\CVOAMS11\20180126-66625.b\N62523.D
Lims ID: STD1
Client ID:
Sample Type: IC Calib Level: 1
Inject. Date: 26-Jan-2018 11:19:30 ALS Bottle#: 2 Worklist Smp#: 3
Purge Vol: 5.000 mL Dil. Factor: 1.0000
Sample Info: STD1
Misc. Info.: 460-0066625-003
Operator ID: Instrument ID: CVOAMS11
Sublist: chrom-8260W_11*sub1

Method: \\ChromNA\Edison\ChromData\CVOAMS11\20180126-66625.b\8260W_11.m
Limit Group: VOA - 8260C DKQP Water and Solid
Last Update: 29-Jan-2018 16:43:34 Calib Date: 26-Jan-2018 13:15:30
Integrator: RTE ID Type: Deconvolution ID
Quant Method: Internal Standard Quant By: Initial Calibration
Last ICal File: \\ChromNA\Edison\ChromData\CVOAMS11\20180126-66625.b\N62528.D

Column 1 : Rtx-624 (0.25 mm) Det: MS SCAN
Process Host: XAWRK013

First Level Reviewer: martineze Date: 26-Jan-2018 13:46:37

Compound	Sig	RT (min.)	Exp RT (min.)	Dlt RT (min.)	Q	Response	Cal Amt ug/l	OnCol Amt ug/l	Flags
1 Chlorotrifluoroethene	66	1.330	1.342	-0.012	29	982	1.00	1.06	
2 Dichlorodifluoromethane	85	1.372	1.372	0.000	94	5781	1.00	0.8618	
3 Chloromethane	50	1.494	1.494	0.000	99	3210	1.00	0.9641	
4 Vinyl chloride	62	1.585	1.591	-0.006	95	4411	1.00	1.12	
5 Butadiene	54	1.591	1.591	0.000	95	3189	1.00	1.05	
6 Bromomethane	94	1.847	1.853	-0.006	87	2185	1.00	1.03	
7 Chloroethane	64	1.932	1.914	0.018	72	2128	1.00	1.11	
8 Dichlorofluoromethane	67	2.078	2.078	0.000	95	7916	1.00	0.9581	
9 Trichlorofluoromethane	101	2.096	2.084	0.012	92	7080	1.00	1.03	
10 Pentane	72	2.121	2.115	0.006	92	1824	2.00	2.02	
11 Ethanol	46	2.291	2.291	0.000	84	328	40.0	35.4	
12 Ethyl ether	59	2.297	2.297	0.000	79	3171	1.00	1.05	
13 2-Methyl-1,3-butadiene	53	2.315	2.321	-0.006	38	3562	1.00	1.07	a
14 1,2-Dichloro-1,1,2-trifluo	117	2.352	2.352	0.000	74	3822	1.00	1.05	a
16 Acrolein	56	2.473	2.467	0.006	67	1162	4.00	4.12	a
15 1,1,2-Trichloro-1,2,2-trif	101	2.480	2.474	0.006	70	4875	1.00	1.13	
17 1,1-Dichloroethene	96	2.498	2.504	-0.006	96	4271	1.00	1.11	
18 Acetone	43	2.595	2.583	0.012	65	5829	5.00	7.75	
19 Iodomethane	142	2.650	2.650	0.000	99	6886	1.00	1.02	
21 Isopropyl alcohol	45	2.686	2.674	0.012	94	1171	10.0	10.2	a
20 Carbon disulfide	76	2.686	2.686	0.000	100	13628	1.00	1.03	
22 3-Chloro-1-propene	76	2.808	2.808	0.000	69	2702	1.00	1.08	
24 Methyl acetate	74	2.838	2.826	0.012	89	1719	5.00	4.49	
23 Cyclopentene	67	2.838	2.832	0.006	89	9711	1.00	1.06	
25 Acetonitrile	41	2.887	2.869	0.018	14	2914	10.0	10.3	a
* 27 TBA-d9 (IS)	65	2.942	2.936	0.006	57	224868	1000.0	1000.0	
26 Methylene Chloride	84	2.942	2.942	0.000	50	4525	1.00	1.05	
28 2-Methyl-2-propanol	59	3.003	3.009	-0.006	57	3404	10.0	12.5	
29 Methyl tert-butyl ether	73	3.118	3.100	0.018	99	11558	1.00	1.01	
30 trans-1,2-Dichloroethene	96	3.130	3.131	-0.001	94	4425	1.00	1.08	

Compound	Sig	RT (min.)	Exp RT (min.)	Dlt RT (min.)	Q	Response	Cal Amt ug/l	OnCol Amt ug/l	Flags
31 Acrylonitrile	53	3.216	3.204	0.012	96	7380	10.0	9.60	
32 Hexane	57	3.289	3.283	0.006	96	6068	1.00	1.18	
33 Isopropyl ether	45	3.502	3.508	-0.006	88	13191	1.00	1.00	
34 1,1-Dichloroethane	63	3.538	3.538	0.000	70	7542	1.00	1.06	
35 Vinyl acetate	86	3.562	3.550	0.012	84	1255	2.00	2.08	
36 2-Chloro-1,3-butadiene	88	3.587	3.587	0.000	92	3750	1.00	1.03	
37 Tert-butyl ethyl ether	59	3.836	3.842	-0.006	99	13360	1.00	1.01	
* 39 2-Butanone-d5	46	4.049	4.043	0.006	85	203624	250.0	250.0	
38 2,2-Dichloropropane	79	4.055	4.067	-0.012	57	2885	1.00	1.19	
40 cis-1,2-Dichloroethene	96	4.086	4.092	-0.006	80	4340	1.00	0.9703	
42 Ethyl acetate	70	4.128	4.110	0.018	84	452	2.00	1.54	
41 2-Butanone (MEK)	72	4.110	4.110	0.000	83	1592	5.00	5.49	
43 Methyl acrylate	55	4.189	4.171	0.018	71	2537	1.00	1.13	
44 Propionitrile	54	4.256	4.244	0.012	77	2448	10.0	8.53	
46 Chlorobromomethane	128	4.335	4.329	0.006	72	2226	1.00	1.15	
45 Tetrahydrofuran	72	4.347	4.341	0.006	93	709	2.00	2.29	
47 Methacrylonitrile	67	4.353	4.353	0.000	98	10757	10.0	10.1	
48 Chloroform	83	4.390	4.396	-0.006	94	7619	1.00	1.09	
49 Cyclohexane	84	4.530	4.530	0.000	94	7133	1.00	1.06	
50 1,1,1-Trichloroethane	97	4.548	4.542	0.006	67	6715	1.00	1.03	
$ 51 Dibromofluoromethane (Surr	113	4.566	4.566	0.000	92	177220	50.0	50.0	
52 Carbon tetrachloride	117	4.676	4.676	0.000	92	4874	1.00	1.02	
53 1,1-Dichloropropene	75	4.706	4.706	0.000	92	5751	1.00	1.04	
58 Isobutyl alcohol	43	4.895	4.883	0.012	95	3913	25.0	26.4	
54 Isooctane	57	4.895	4.895	0.000	78	11031	1.00	1.10	a
55 Benzene	78	4.919	4.919	0.000	92	17099	1.00	1.03	
$ 56 1,2-Dichloroethane-d4 (Sur	65	4.943	4.937	0.006	79	201920	50.0	49.5	
59 Isopropyl acetate	43	5.010	4.998	0.012	96	9202	1.00	0.99	
57 Tert-amyl methyl ether	73	4.998	5.004	-0.006	93	12948	1.00	0.9684	
60 1,2-Dichloroethane	62	5.029	5.023	0.006	80	5575	1.00	1.13	
61 n-Heptane	57	5.102	5.108	-0.006	95	2390	1.00	1.04	
* 62 Fluorobenzene	96	5.241	5.242	-0.001	100	655685	50.0	50.0	
64 Trichloroethene	95	5.649	5.643	0.006	93	4108	1.00	1.03	
63 n-Butanol	56	5.716	5.643	0.073	1	972	25.0	20.8	Ma
65 Methylcyclohexane	83	5.771	5.777	-0.006	91	6662	1.00	0.9620	
66 Ethyl acrylate	55	5.783	5.789	-0.006	84	6444	1.00	0.7836	
67 1,2-Dichloropropane	63	5.972	5.966	0.006	96	4173	1.00	1.02	
* 68 1,4-Dioxane-d8	96	6.045	6.051	-0.007	60	20924	1000.0	1000.0	
69 Methyl methacrylate	100	6.081	6.075	0.006	71	1346	2.00	1.67	
70 1,4-Dioxane	88	6.111	6.105	0.006	11	794	50.0	41.3	Ma
71 Dibromomethane	93	6.111	6.112	-0.001	90	2247	1.00	1.10	
72 n-Propyl acetate	43	6.160	6.148	0.012	57	3808	1.00	1.03	a
73 Dichlorobromomethane	83	6.300	6.300	0.000	97	4618	1.00	1.00	
74 2-Nitropropane	41	6.677	6.683	-0.006	1	1269	2.00	2.15	a
75 2-Chloroethyl vinyl ether	63	6.708	6.702	0.006	86	2125	1.00	1.05	
76 Epichlorohydrin	57	6.823	6.817	0.006	30	3917	20.0	18.4	a
77 cis-1,3-Dichloropropene	75	6.878	6.878	0.000	98	6206	1.00	0.9438	
78 4-Methyl-2-pentanone (MIBK	43	7.079	7.079	0.000	96	11929	5.00	5.00	
$ 79 Toluene-d8 (Surr)	98	7.152	7.152	0.000	100	794746	50.0	50.2	
80 Toluene	91	7.237	7.243	-0.006	98	18244	1.00	1.03	
81 trans-1,3-Dichloropropene	75	7.681	7.675	0.006	98	5152	1.00	0.9328	
82 Ethyl methacrylate	69	7.736	7.724	0.012	93	3657	1.00	0.8666	

Compound	Sig	RT (min.)	Exp RT (min.)	Dlt RT (min.)	Q	Response	Cal Amt ug/l	OnCol Amt ug/l	Flags
83 1,1,2-Trichloroethane	83	7.918	7.918	0.000	96	2595	1.00	1.00	
84 Tetrachloroethene	166	7.955	7.955	0.000	95	4098	1.00	1.05	
85 1,3-Dichloropropane	76	8.162	8.162	0.000	97	5282	1.00	0.9680	
86 2-Hexanone	58	8.271	8.259	0.012	99	3987	5.00	4.32	
87 n-Butyl acetate	43	8.423	8.411	0.012	86	4119	1.00	0.9563	
88 Chlorodibromomethane	129	8.429	8.435	-0.006	76	2312	1.00	0.8607	
89 Ethylene Dibromide	107	8.606	8.600	0.006	92	2708	1.00	0.9561	
* 90 Chlorobenzene-d5	117	9.178	9.178	0.000	96	553424	50.0	50.0	
91 Chlorobenzene	112	9.214	9.214	0.000	96	10584	1.00	0.9633	
92 Ethylbenzene	106	9.317	9.318	-0.001	98	6819	1.00	1.10	
93 1,1,1,2-Tetrachloroethane	131	9.330	9.336	-0.006	72	3499	1.00	0.9842	
94 m-Xylene & p-Xylene	106	9.463	9.464	-0.001	99	7654	1.00	1.00	
96 o-Xylene	106	9.901	9.908	-0.007	94	8161	1.00	1.06	
95 n-Butyl acrylate	73	9.920	9.920	0.000	91	2976	1.00	1.10	
97 Styrene	104	9.944	9.938	0.006	97	12192	1.00	0.99	
99 Bromoform	173	10.151	10.151	0.000	96	935	1.00	1.02	
98 Amyl acetate (mixed isomer	43	10.163	10.157	0.006	98	5711	1.00	0.9886	
100 Isopropylbenzene	105	10.279	10.279	0.000	99	19475	1.00	1.01	
$ 101 4-Bromofluorobenzene	174	10.479	10.480	-0.001	100	222337	50.0	51.1	
102 Bromobenzene	156	10.601	10.601	0.000	99	4447	1.00	1.00	
103 1,1,2,2-Tetrachloroethane	83	10.668	10.668	0.000	91	3316	1.00	1.00	
104 N-Propylbenzene	91	10.680	10.680	0.000	99	23693	1.00	1.08	
105 1,2,3-Trichloropropane	110	10.705	10.705	0.000	90	1216	1.00	1.18	
106 trans-1,4-Dichloro-2-buten	53	10.729	10.729	0.000	65	686	1.00	0.8779	
107 2-Chlorotoluene	91	10.778	10.778	0.000	97	15833	1.00	1.04	
108 4-Ethyltoluene	105	10.790	10.790	0.000	98	19238	1.00	1.08	
109 1,3,5-Trimethylbenzene	105	10.851	10.857	-0.006	100	16792	1.00	1.03	
110 4-Chlorotoluene	91	10.887	10.887	0.000	99	14519	1.00	1.02	
111 Butyl Methacrylate	87	10.960	10.960	0.000	93	4879	1.00	0.8788	
112 tert-Butylbenzene	119	11.130	11.130	0.000	98	12897	1.00	1.00	
113 1,2,4-Trimethylbenzene	105	11.185	11.185	0.000	99	17384	1.00	1.03	
114 sec-Butylbenzene	105	11.319	11.319	0.000	100	20855	1.00	1.07	
115 4-Isopropyltoluene	119	11.447	11.447	0.000	99	17476	1.00	1.07	
116 1,3-Dichlorobenzene	146	11.447	11.447	0.000	98	8477	1.00	1.04	
* 117 1,4-Dichlorobenzene-d4	152	11.508	11.508	0.000	100	283591	50.0	50.0	
118 1,4-Dichlorobenzene	146	11.532	11.532	0.000	64	8744	1.00	1.04	a
134 1,2,3-Trimethylbenzene	105	11.544	11.544	0.000	97	18021	NC	NC	
119 Benzyl chloride	91	11.654	11.654	0.000	98	7100	1.00	0.9750	
120 2,3-Dihydroindene	117	11.708	11.708	0.000	99	16753	1.00	1.04	
121 p-Diethylbenzene	119	11.763	11.763	0.000	97	9972	1.00	1.11	
122 n-Butylbenzene	92	11.781	11.781	0.000	99	9464	1.00	1.14	
123 1,2-Dichlorobenzene	146	11.836	11.836	0.000	98	8586	1.00	1.07	
124 1,2,4,5-Tetramethylbenzene	119	12.378	12.378	0.000	99	18713	1.00	1.09	
125 1,2-Dibromo-3-Chloropropan	155	12.469	12.463	0.006	38	532	1.00	1.16	
126 1,3,5-Trichlorobenzene	180	12.572	12.572	0.000	97	6435	1.00	1.05	
127 1,2,4-Trichlorobenzene	180	13.041	13.041	0.000	98	5795	1.00	1.01	
128 Hexachlorobutadiene	225	13.120	13.120	0.000	94	2166	1.00	1.12	
129 Naphthalene	128	13.229	13.229	0.000	100	10816	1.00	0.9169	
130 1,2,3-Trichlorobenzene	180	13.424	13.424	0.000	96	4706	1.00	0.99	
S 131 1,2-Dichloroethene, Total	100				0		2.00	2.05	
S 132 Xylenes, Total	100				0		2.00	2.06	
S 133 Total BTEX	1				0		5.00	5.23	

QC Flag Legend

Processing Flags

NC - Not Calibrated

Review Flags

M - Manually Integrated

a - User Assigned ID

Reagents:

Ethanol mix_00011	Amount Added:	1.00	Units: uL	
MIX 2 Hi_00066	Amount Added:	1.00	Units: uL	
MIX I Hi_00085	Amount Added:	1.00	Units: uL	
GAS Hi_00237	Amount Added:	1.00	Units: uL	
ACROLEIN W_00073	Amount Added:	4.00	Units: uL	
14DIOXINTER_00080	Amount Added:	30.00	Units: uL	
8260SURR250_00166	Amount Added:	1.00	Units: uL	Run Reagent
8260ISNEW_00120	Amount Added:	1.00	Units: uL	Run Reagent

Report Date: 29-Jan-2018 16:43:42 Chrom Revision: 2.2 24-Jan-2018 15:37:30

TestAmerica Edison

Data File: \\ChromNA\Edison\ChromData\CVOAMS11\20180126-66625.b\N62523.D

Injection Date: 26-Jan-2018 11:19:30 Instrument ID: CVOAMS11 Operator ID:

Lims ID: STD1 Worklist Smp#: 3

Client ID:

Purge Vol: 5.000 mL Dil. Factor: 1.0000 ALS Bottle#: 2

Method: 8260W_11 Limit Group: VOA - 8260C DKQP Water and Solid

Column: Rtx-624 (0.25 mm)

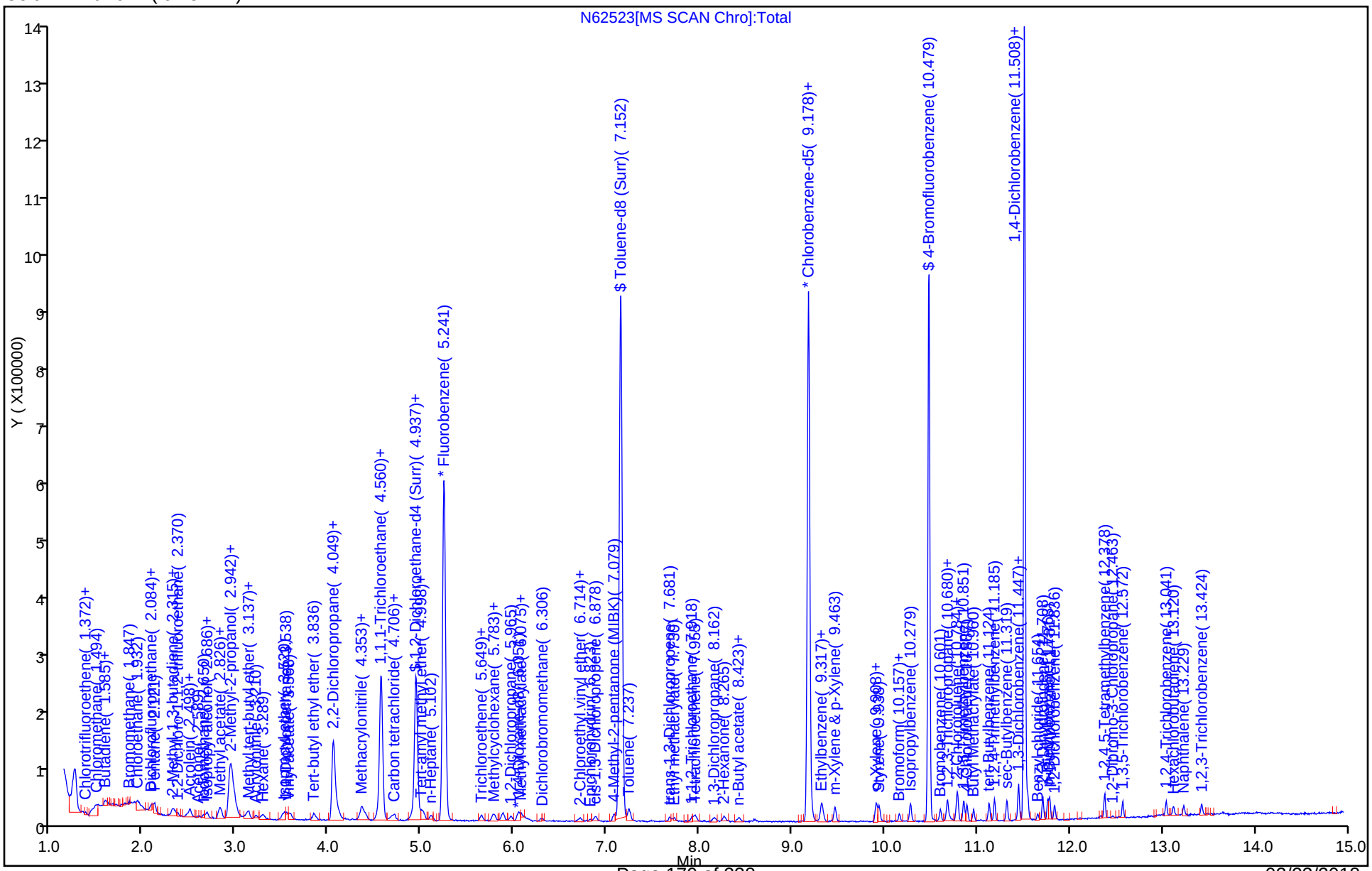

Manual Integration/User Assign Peak Report

TestAmerica Edison

Data File: \\ChromNA\Edison\ChromData\CVOAMS11\20180126-66625.b\N62523.D
Injection Date: 26-Jan-2018 11:19:30 Instrument ID: CVOAMS11
Lims ID: STD1
Client ID:
Operator ID: ALS Bottle#: 2 Worklist Smp#: 3
Purge Vol: 5.000 mL Dil. Factor: 1.0000
Method: 8260W_11 Limit Group: VOA - 8260C DKQP Water and Solid
Column: Rtx-624 (0.25 mm) Detector MS SCAN

13 2-Methyl-1,3-butadiene, CAS: 78-79-5

Signal: 1

Not Detected
Expected RT: 2.32

Processing Integration Results

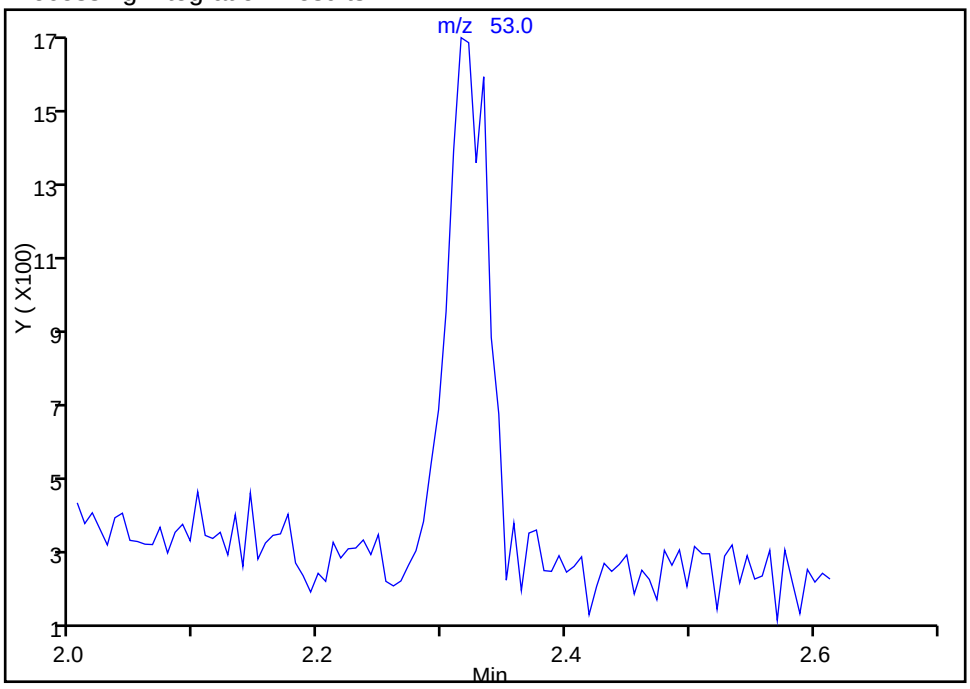

Manual Integration Results

RT: 2.32
Area: 3562
Amount: 1.065980
Amount Units: ug/l

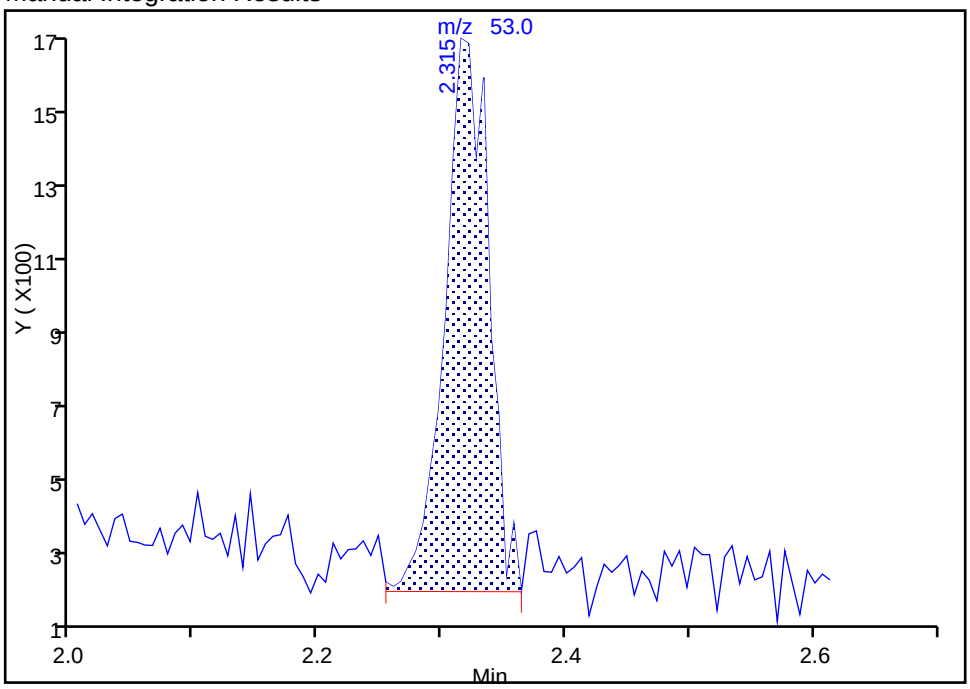

Reviewer: delpolitov, 29-Jan-2018 15:55:22
Audit Action: Assigned Compound ID Audit Reason: User Assigned

Manual Integration/User Assign Peak Report

TestAmerica Edison

Data File: \\ChromNA\Edison\ChromData\CVOAMS11\20180126-66625.b\N62523.D
Injection Date: 26-Jan-2018 11:19:30 Instrument ID: CVOAMS11
Lims ID: STD1
Client ID:
Operator ID: ALS Bottle#: 2 Worklist Smp#: 3
Purge Vol: 5.000 mL Dil. Factor: 1.0000
Method: 8260W_11 Limit Group: VOA - 8260C DKQP Water and Solid
Column: Rtx-624 (0.25 mm) Detector MS SCAN

14 1,2-Dichloro-1,1,2-trifluoroethane, CAS: 354-23-4

Signal: 1

Processing Integration Results

RT: 2.45
Area: 43
Amount: 0.011549
Amount Units: ug/l

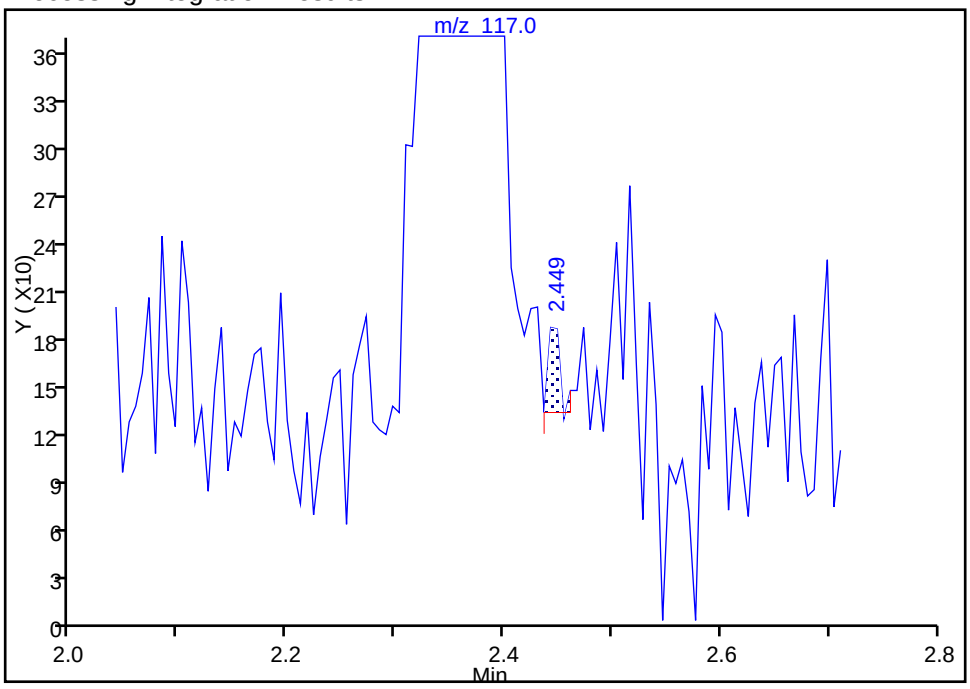

Manual Integration Results

RT: 2.35
Area: 3822
Amount: 1.054525
Amount Units: ug/l

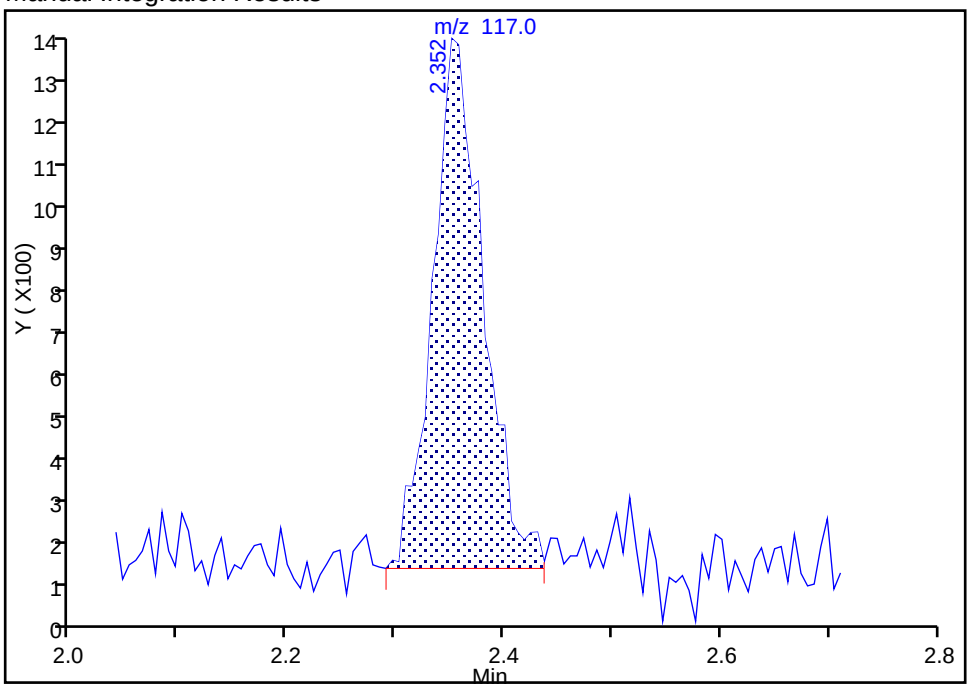

Reviewer: delpolitov, 29-Jan-2018 15:55:26
Audit Action: Assigned Compound ID Audit Reason: User Assigned

Manual Integration/User Assign Peak Report

TestAmerica Edison

Data File: \\ChromNA\Edison\ChromData\CVOAMS11\20180126-66625.b\N62523.D
Injection Date: 26-Jan-2018 11:19:30 Instrument ID: CVOAMS11
Lims ID: STD1
Client ID:
Operator ID: ALS Bottle#: 2 Worklist Smp#: 3
Purge Vol: 5.000 mL Dil. Factor: 1.0000
Method: 8260W_11 Limit Group: VOA - 8260C DKQP Water and Solid
Column: Rtx-624 (0.25 mm) Detector MS SCAN

16 Acrolein, CAS: 107-02-8

Signal: 1

Processing Integration Results

RT: 2.36
Area: 224
Amount: 0.762597
Amount Units: ug/l

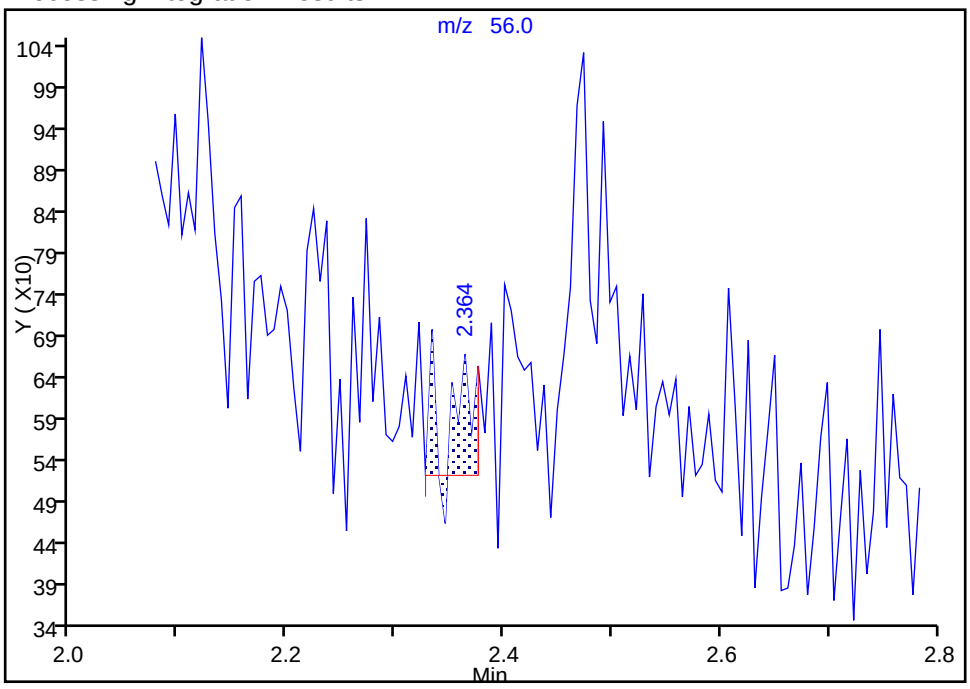

Manual Integration Results

RT: 2.47
Area: 1162
Amount: 4.123209
Amount Units: ug/l

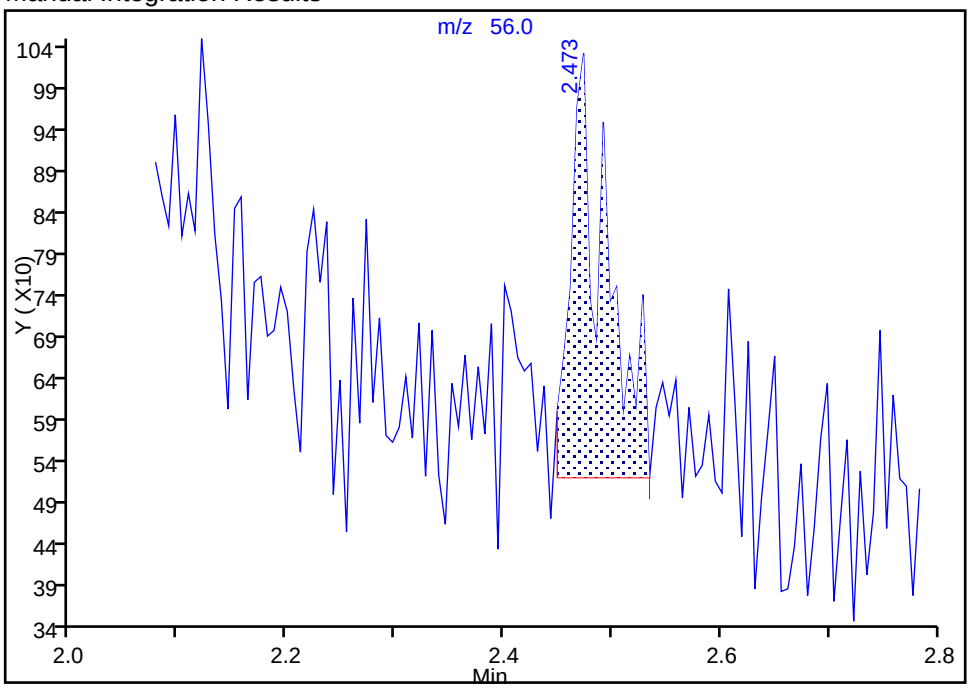

Reviewer: delpolitov, 29-Jan-2018 15:55:31
Audit Action: Assigned Compound ID Audit Reason: User Assigned

Manual Integration/User Assign Peak Report

TestAmerica Edison

Data File: \\ChromNA\Edison\ChromData\CVOAMS11\20180126-66625.b\N62523.D
Injection Date: 26-Jan-2018 11:19:30 Instrument ID: CVOAMS11
Lims ID: STD1
Client ID:
Operator ID: ALS Bottle#: 2 Worklist Smp#: 3
Purge Vol: 5.000 mL Dil. Factor: 1.0000
Method: 8260W_11 Limit Group: VOA - 8260C DKQP Water and Solid
Column: Rtx-624 (0.25 mm) Detector MS SCAN

21 Isopropyl alcohol, CAS: 67-63-0

Signal: 1

Not Detected
Expected RT: 2.67

Processing Integration Results

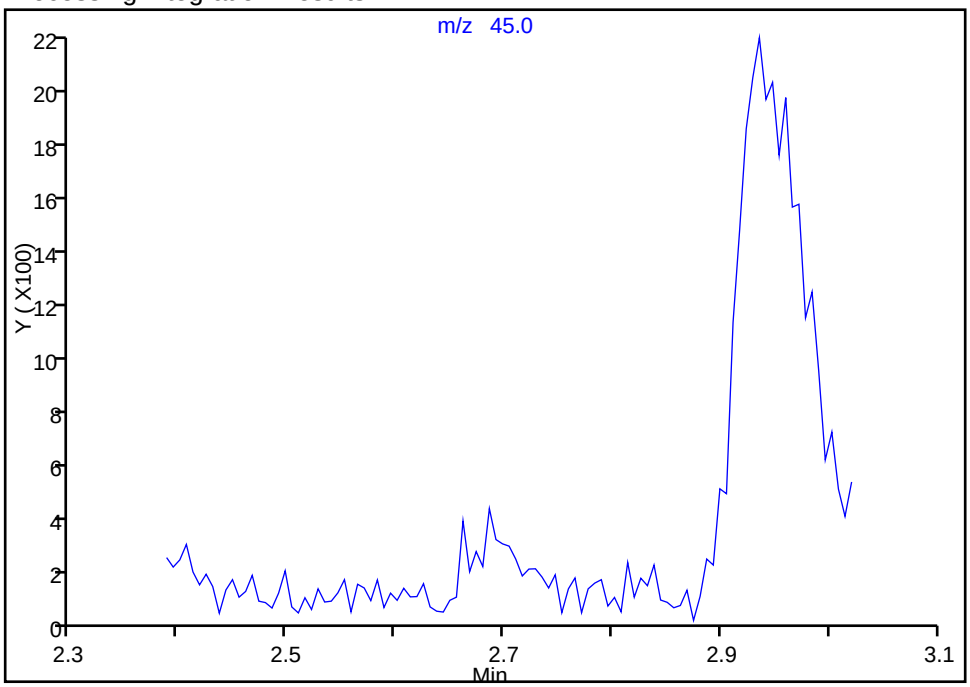

Manual Integration Results

RT: 2.69
Area: 1171
Amount: 10.185487
Amount Units: ug/l

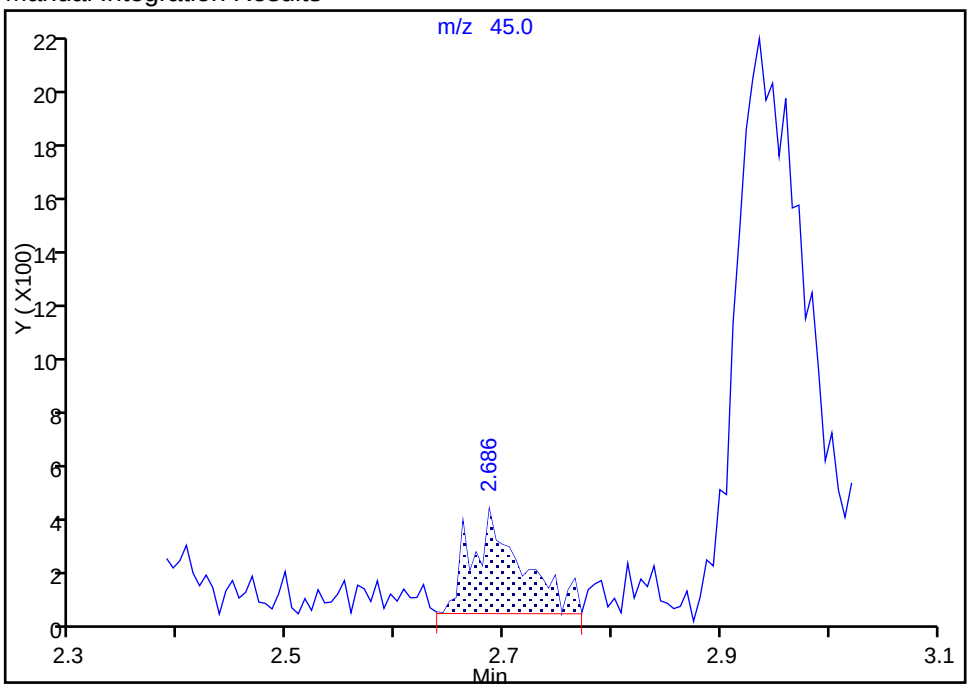

Reviewer: delpolitov, 29-Jan-2018 15:55:37
Audit Action: Assigned Compound ID Audit Reason: User Assigned

Manual Integration/User Assign Peak Report

TestAmerica Edison

Data File: \\ChromNA\Edison\ChromData\CVOAMS11\20180126-66625.b\N62523.D
Injection Date: 26-Jan-2018 11:19:30 Instrument ID: CVOAMS11
Lims ID: STD1
Client ID:
Operator ID: ALS Bottle#: 2 Worklist Smp#: 3
Purge Vol: 5.000 mL Dil. Factor: 1.0000
Method: 8260W_11 Limit Group: VOA - 8260C DKQP Water and Solid
Column: Rtx-624 (0.25 mm) Detector MS SCAN

25 Acetonitrile, CAS: 75-05-8

Signal: 1

Not Detected
Expected RT: 2.87

Processing Integration Results

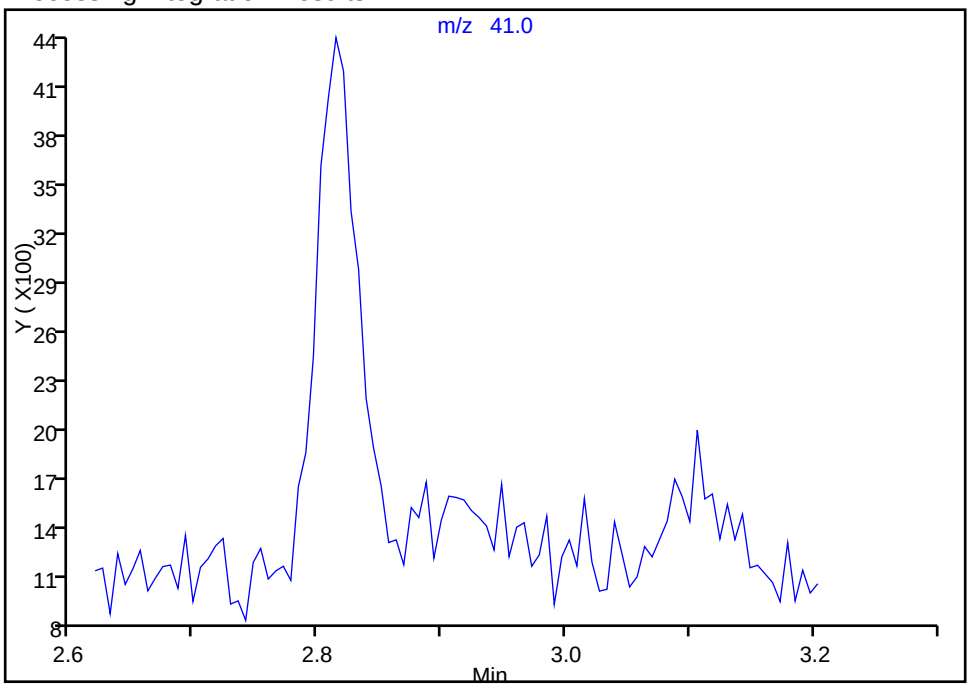

Manual Integration Results

RT: 2.89
Area: 2914
Amount: 10.269692
Amount Units: ug/l

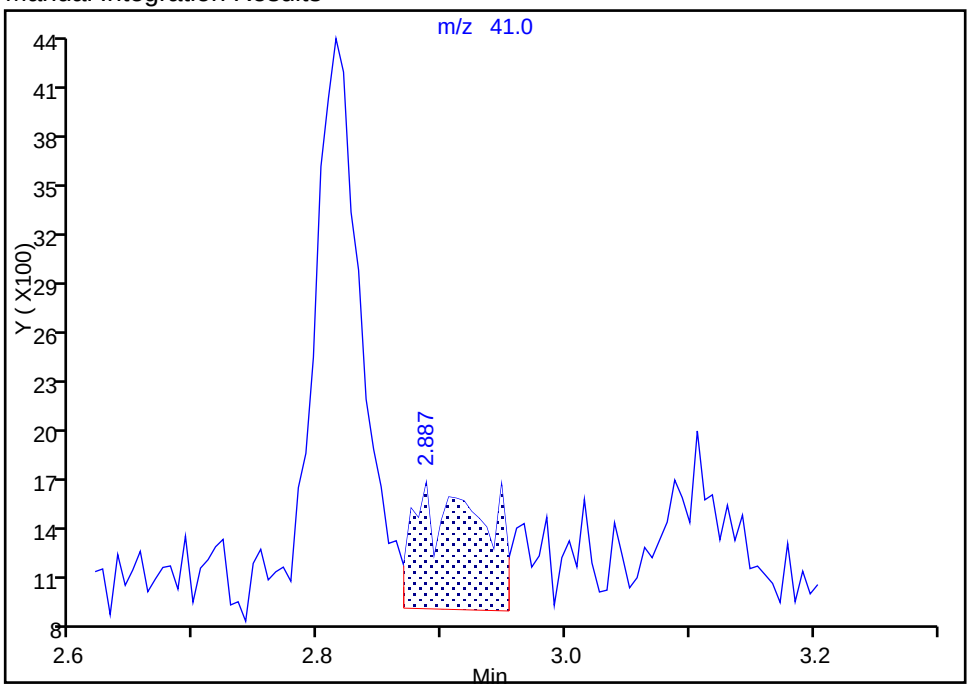

Reviewer: delpolitov, 29-Jan-2018 15:55:46
Audit Action: Assigned Compound ID Audit Reason: User Assigned

Manual Integration/User Assign Peak Report

TestAmerica Edison

Data File: \\ChromNA\Edison\ChromData\CVOAMS11\20180126-66625.b\N62523.D
Injection Date: 26-Jan-2018 11:19:30 Instrument ID: CVOAMS11
Lims ID: STD1
Client ID:
Operator ID: ALS Bottle#: 2 Worklist Smp#: 3
Purge Vol: 5.000 mL Dil. Factor: 1.0000
Method: 8260W_11 Limit Group: VOA - 8260C DKQP Water and Solid
Column: Rtx-624 (0.25 mm) Detector MS SCAN

54 Isooctane, CAS: 540-84-1

Signal: 1

Not Detected
Expected RT: 4.89

Processing Integration Results

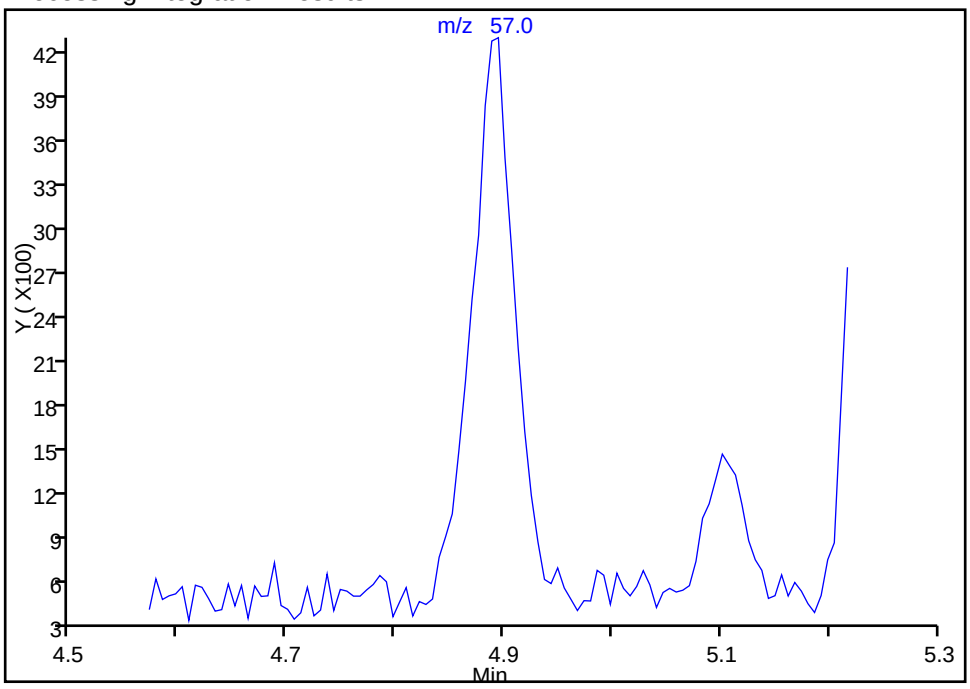

Manual Integration Results

RT: 4.89
Area: 11031
Amount: 1.098975
Amount Units: ug/l

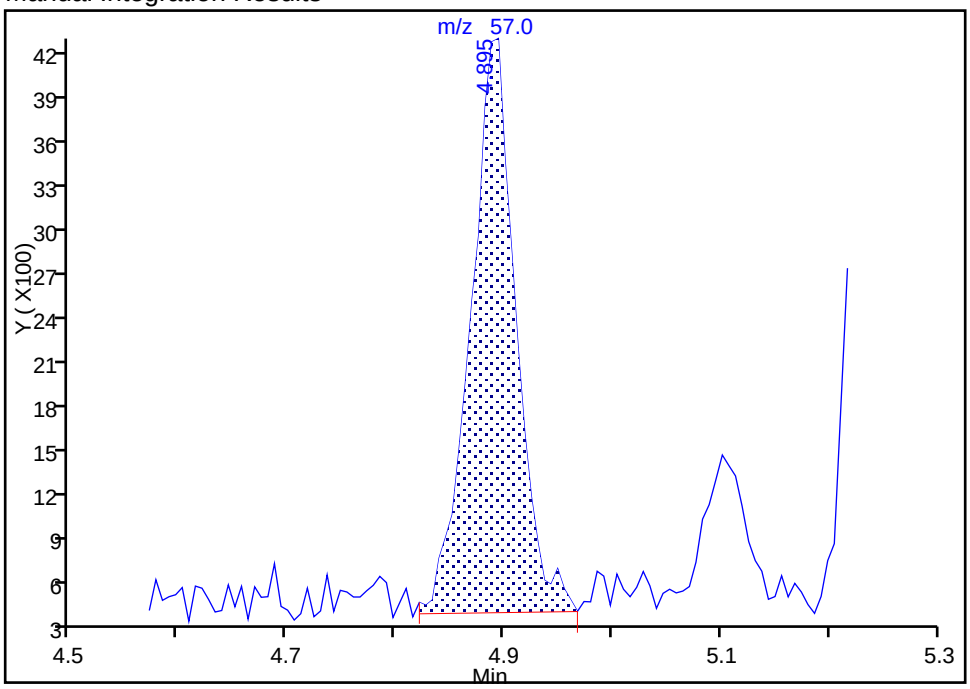

Reviewer: delpolitov, 29-Jan-2018 15:56:06
Audit Action: Assigned Compound ID Audit Reason: User Assigned

Manual Integration/User Assign Peak Report

TestAmerica Edison

Data File: \\ChromNA\Edison\ChromData\CVOAMS11\20180126-66625.b\N62523.D
Injection Date: 26-Jan-2018 11:19:30 Instrument ID: CVOAMS11
Lims ID: STD1
Client ID:
Operator ID: ALS Bottle#: 2 Worklist Smp#: 3
Purge Vol: 5.000 mL Dil. Factor: 1.0000
Method: 8260W_11 Limit Group: VOA - 8260C DKQP Water and Solid
Column: Rtx-624 (0.25 mm) Detector MS SCAN

63 n-Butanol, CAS: 71-36-3

Signal: 1

Not Detected
Expected RT: 5.64

Processing Integration Results

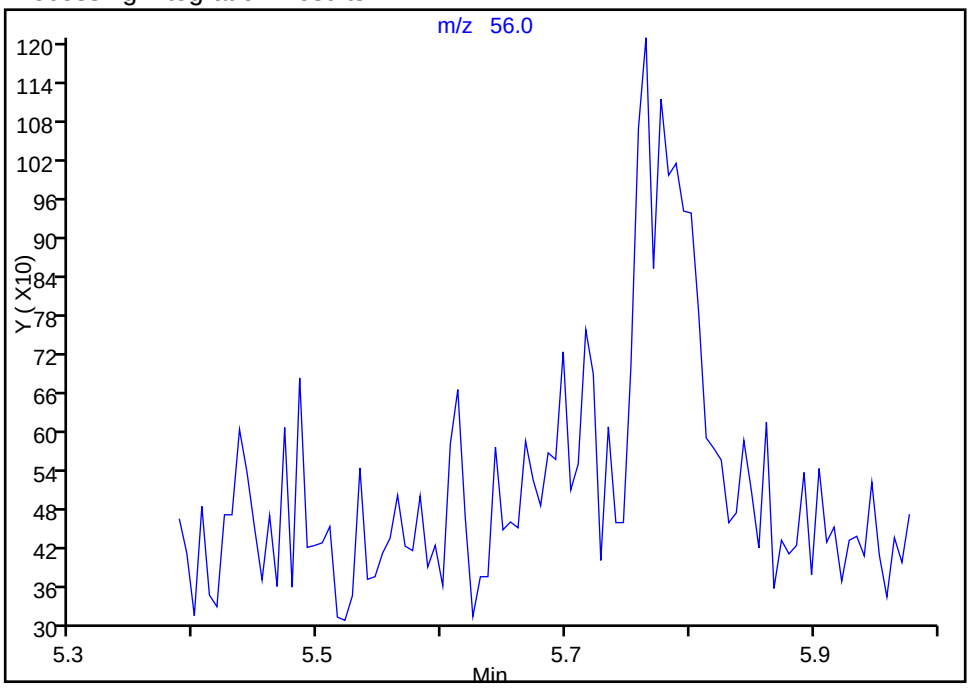

Manual Integration Results

RT: 5.72
Area: 972
Amount: 20.779542
Amount Units: ug/l

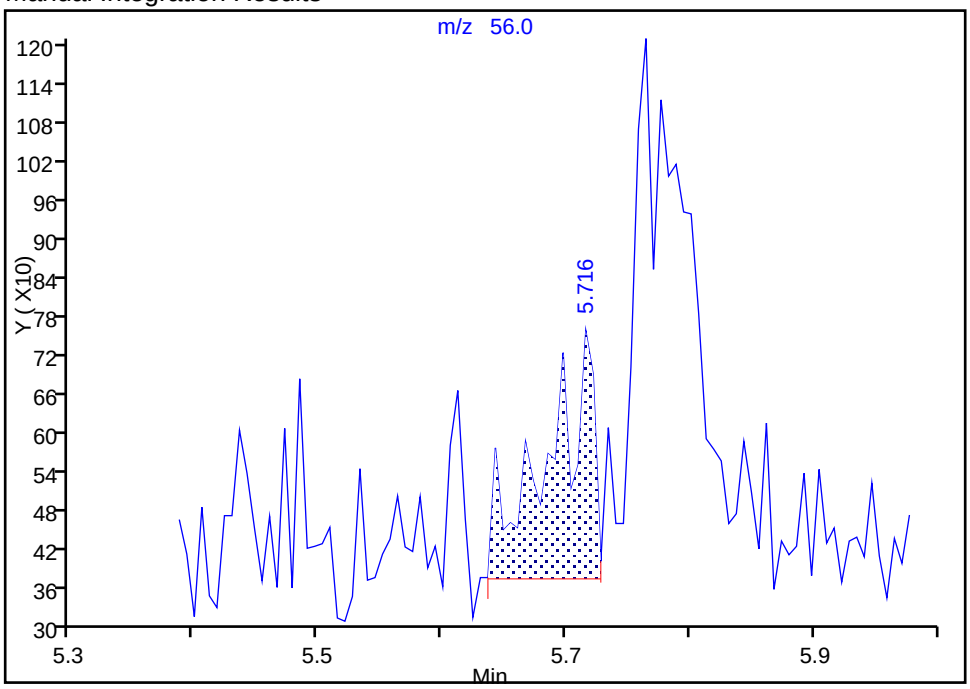

Reviewer: delpolitov, 29-Jan-2018 16:06:38
Audit Action: Manually Integrated Audit Reason: Incomplete Integration

Manual Integration/User Assign Peak Report

TestAmerica Edison

Data File: \\ChromNA\Edison\ChromData\CVOAMS11\20180126-66625.b\N62523.D
Injection Date: 26-Jan-2018 11:19:30 Instrument ID: CVOAMS11
Lims ID: STD1
Client ID:
Operator ID: ALS Bottle#: 2 Worklist Smp#: 3
Purge Vol: 5.000 mL Dil. Factor: 1.0000
Method: 8260W_11 Limit Group: VOA - 8260C DKQP Water and Solid
Column: Rtx-624 (0.25 mm) Detector MS SCAN

70 1,4-Dioxane, CAS: 123-91-1

Signal: 1

Processing Integration Results

RT: 5.98
Area: 22
Amount: 1.394661
Amount Units: ug/l

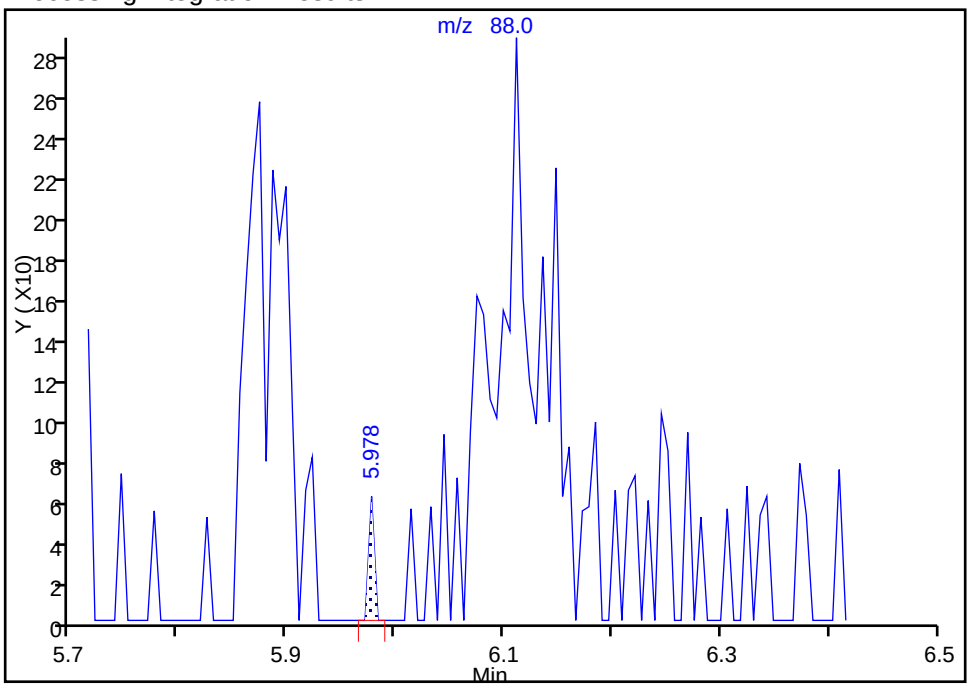

Manual Integration Results

RT: 6.11
Area: 794
Amount: 41.267787
Amount Units: ug/l

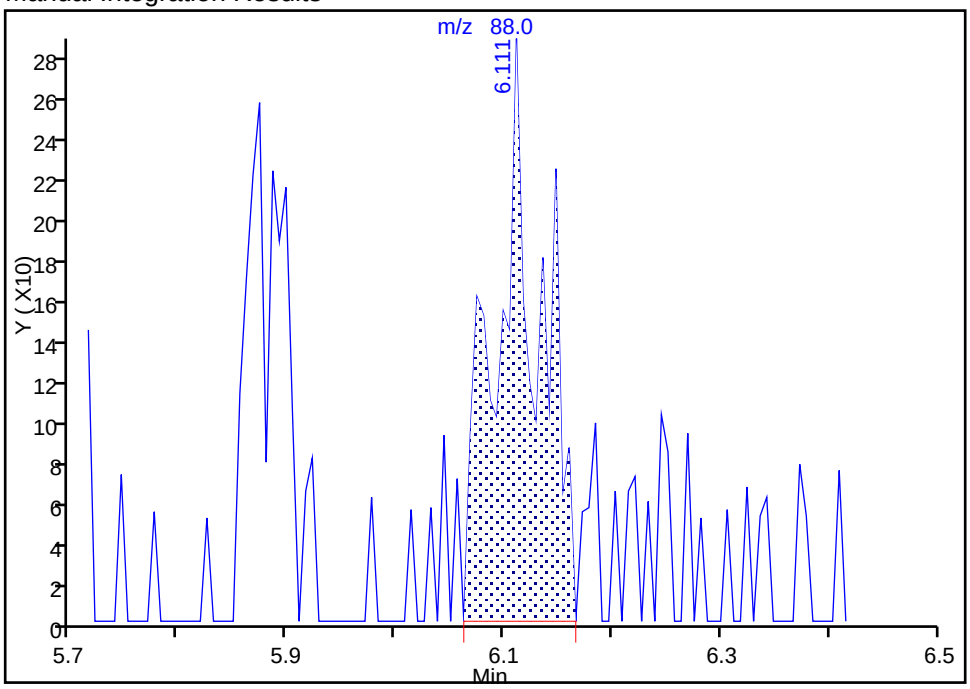

Reviewer: delpolitov, 29-Jan-2018 15:56:35
Audit Action: Split an Integrated Peak Audit Reason: Peak Tail

Manual Integration/User Assign Peak Report

TestAmerica Edison

Data File: \\ChromNA\Edison\ChromData\CVOAMS11\20180126-66625.b\N62523.D
Injection Date: 26-Jan-2018 11:19:30 Instrument ID: CVOAMS11
Lims ID: STD1
Client ID:
Operator ID: ALS Bottle#: 2 Worklist Smp#: 3
Purge Vol: 5.000 mL Dil. Factor: 1.0000
Method: 8260W_11 Limit Group: VOA - 8260C DKQP Water and Solid
Column: Rtx-624 (0.25 mm) Detector MS SCAN

72 n-Propyl acetate, CAS: 109-60-4

Signal: 1

Processing Integration Results

RT: 6.23
Area: 312
Amount: 0.080048
Amount Units: ug/l

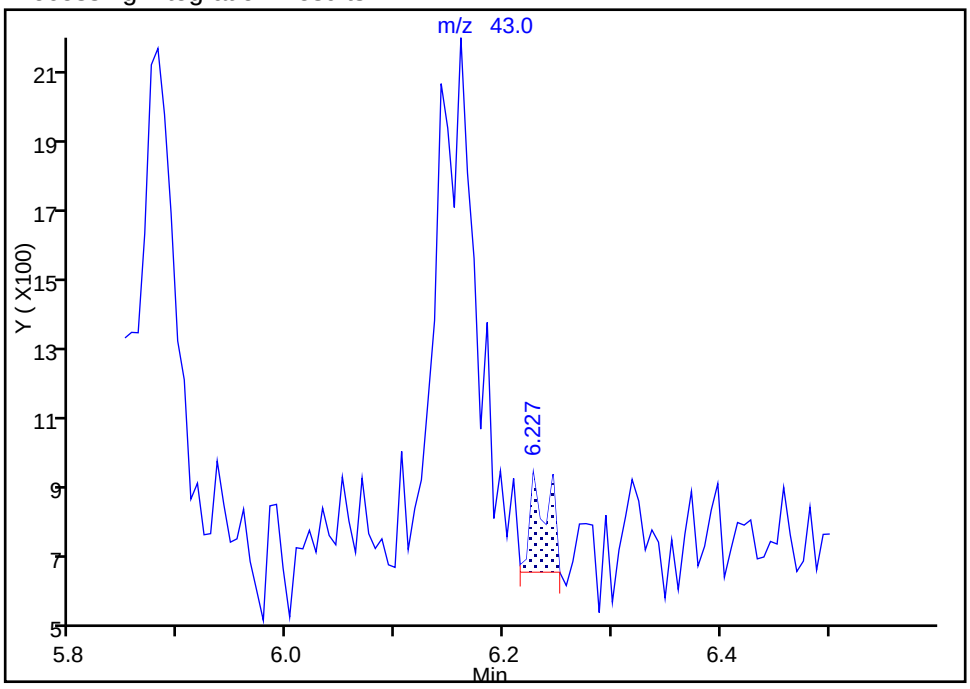

Manual Integration Results

RT: 6.16
Area: 3808
Amount: 1.034141
Amount Units: ug/l

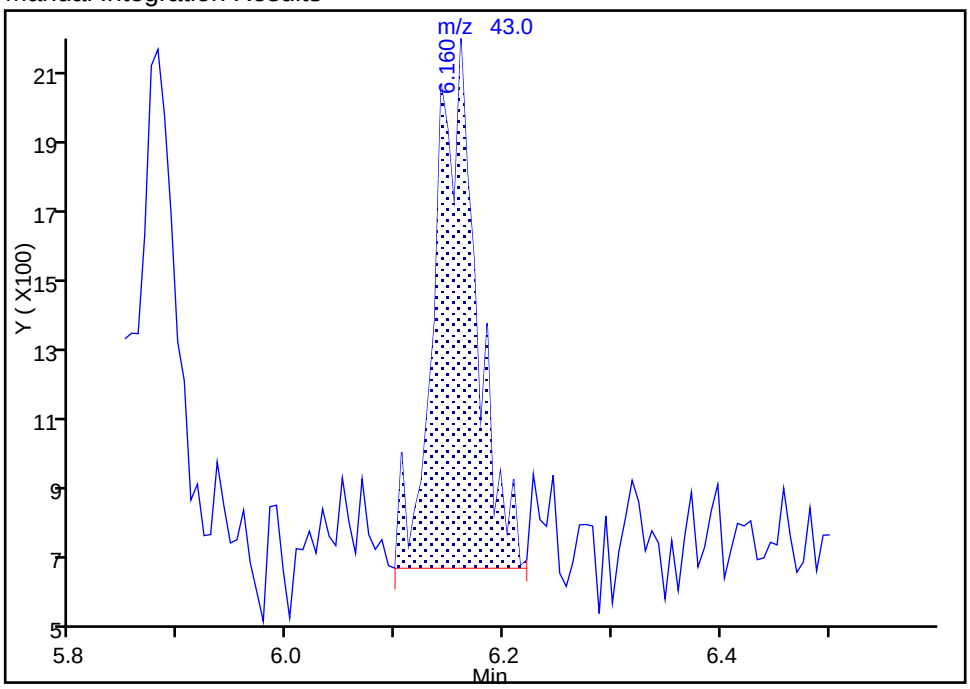

Reviewer: delpolitov, 29-Jan-2018 15:56:44
Audit Action: Assigned Compound ID Audit Reason: Peak Tail

Manual Integration/User Assign Peak Report

TestAmerica Edison

Data File: \\ChromNA\Edison\ChromData\CVOAMS11\20180126-66625.b\N62523.D
Injection Date: 26-Jan-2018 11:19:30 Instrument ID: CVOAMS11
Lims ID: STD1
Client ID:
Operator ID: ALS Bottle#: 2 Worklist Smp#: 3
Purge Vol: 5.000 mL Dil. Factor: 1.0000
Method: 8260W_11 Limit Group: VOA - 8260C DKQP Water and Solid
Column: Rtx-624 (0.25 mm) Detector MS SCAN

74 2-Nitropropane, CAS: 79-46-9

Signal: 1

Processing Integration Results

RT: 6.51
Area: 744
Amount: 1.259269
Amount Units: ug/l

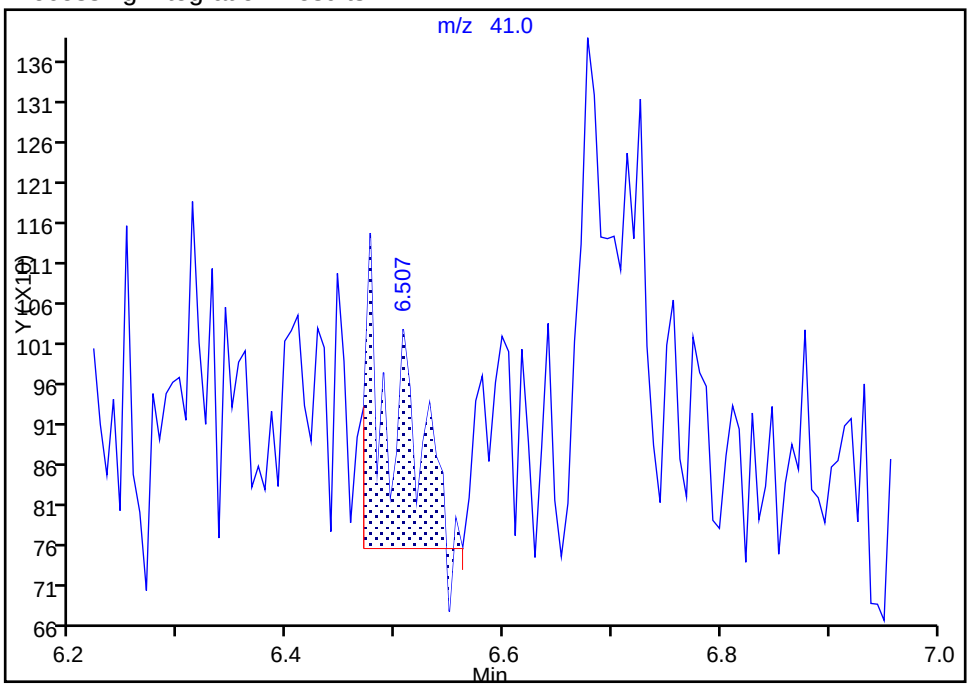

Manual Integration Results

RT: 6.68
Area: 1269
Amount: 2.152703
Amount Units: ug/l

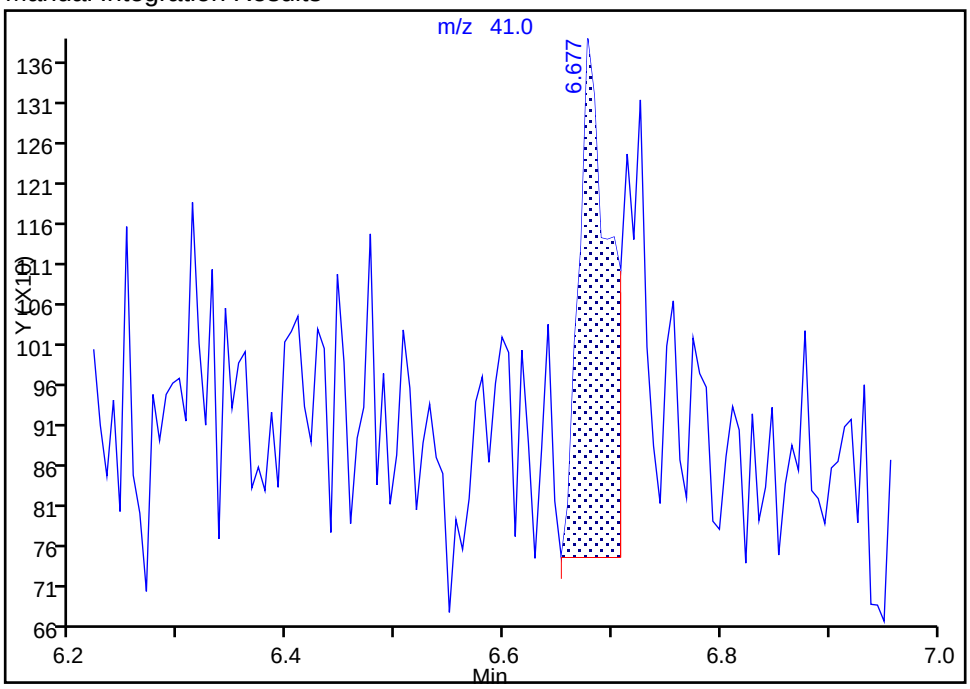

Reviewer: delpolitov, 29-Jan-2018 15:56:48
Audit Action: Assigned Compound ID Audit Reason: Peak Tail

Manual Integration/User Assign Peak Report

TestAmerica Edison

Data File: \\ChromNA\Edison\ChromData\CVOAMS11\20180126-66625.b\N62523.D
Injection Date: 26-Jan-2018 11:19:30 Instrument ID: CVOAMS11
Lims ID: STD1
Client ID:
Operator ID: ALS Bottle#: 2 Worklist Smp#: 3
Purge Vol: 5.000 mL Dil. Factor: 1.0000
Method: 8260W_11 Limit Group: VOA - 8260C DKQP Water and Solid
Column: Rtx-624 (0.25 mm) Detector MS SCAN

76 Epichlorohydrin, CAS: 106-89-8

Signal: 1

Processing Integration Results

RT: 6.72
Area: 1815
Amount: 7.995144
Amount Units: ug/l

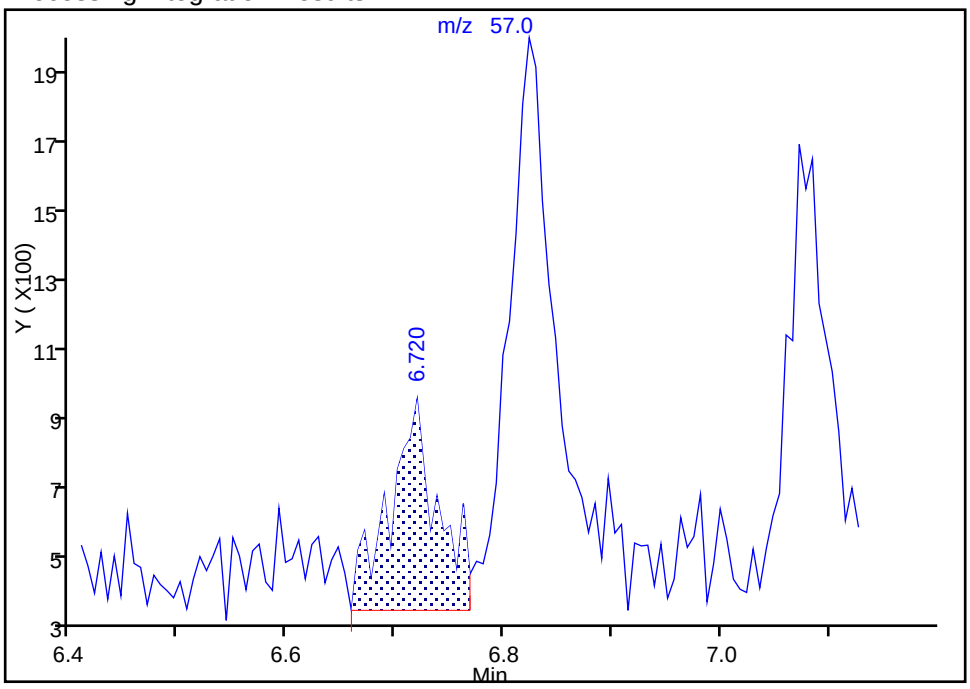

Manual Integration Results

RT: 6.82
Area: 3917
Amount: 18.350288
Amount Units: ug/l

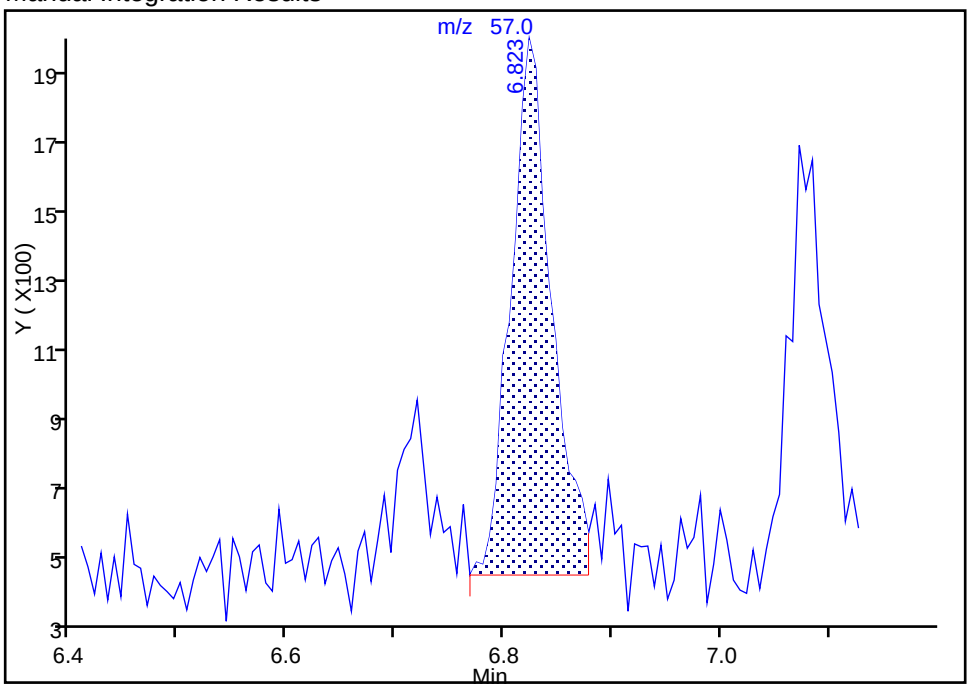

Reviewer: delpolitov, 29-Jan-2018 15:57:05
Audit Action: Assigned Compound ID Audit Reason: Incomplete Integration

Manual Integration/User Assign Peak Report

TestAmerica Edison

Data File: \\ChromNA\Edison\ChromData\CVOAMS11\20180126-66625.b\N62523.D
Injection Date: 26-Jan-2018 11:19:30 Instrument ID: CVOAMS11
Lims ID: STD1
Client ID:
Operator ID: ALS Bottle#: 2 Worklist Smp#: 3
Purge Vol: 5.000 mL Dil. Factor: 1.0000
Method: 8260W_11 Limit Group: VOA - 8260C DKQP Water and Solid
Column: Rtx-624 (0.25 mm) Detector MS SCAN

118 1,4-Dichlorobenzene, CAS: 106-46-7

Signal: 1

Processing Integration Results

RT: 11.57
Area: 76
Amount: 0.008495
Amount Units: ug/l

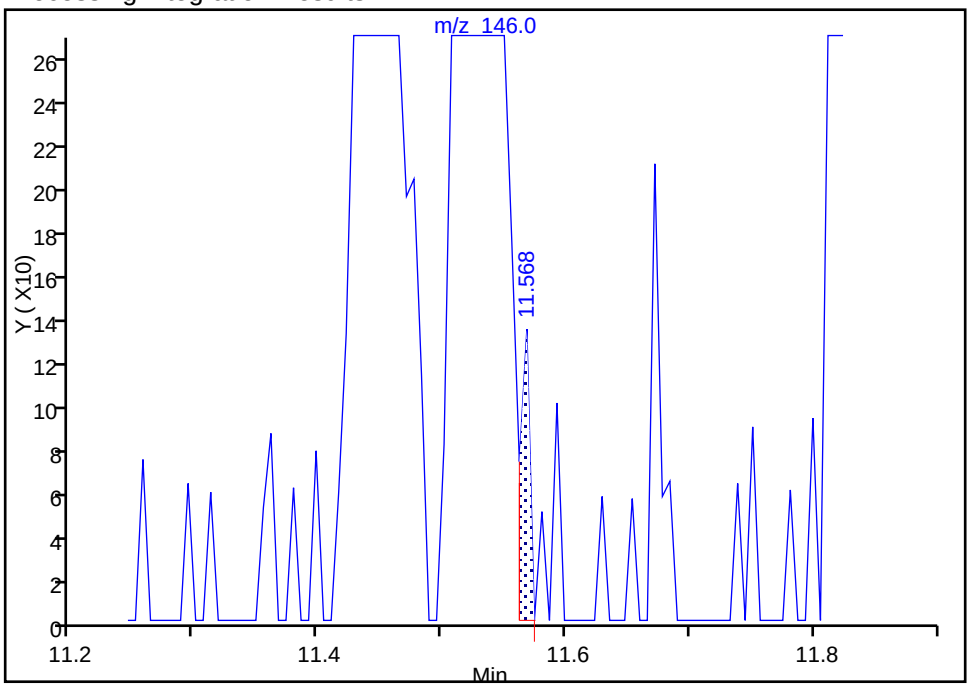

Manual Integration Results

RT: 11.53
Area: 8744
Amount: 1.041525
Amount Units: ug/l

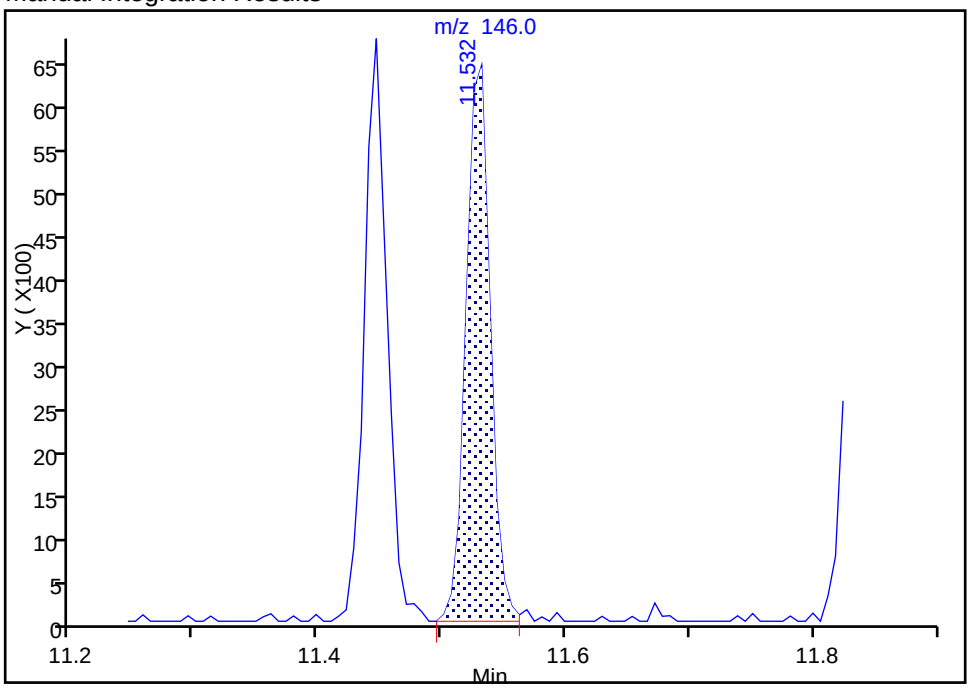

Reviewer: delpolitov, 29-Jan-2018 15:57:21
Audit Action: Assigned Compound ID Audit Reason: Incomplete Integration

TestAmerica Edison
Target Compound Quantitation Report

Data File: \\ChromNA\Edison\ChromData\CVOAMS11\20180126-66625.b\N62524.D
Lims ID: STD5
Client ID:
Sample Type: IC Calib Level: 2
Inject. Date: 26-Jan-2018 11:42:30 ALS Bottle#: 3 Worklist Smp#: 4
Purge Vol: 5.000 mL Dil. Factor: 1.0000
Sample Info: STD5
Misc. Info.: 460-0066625-004
Operator ID: Instrument ID: CVOAMS11
Sublist: chrom-8260W_11*sub1

Method: \\ChromNA\Edison\ChromData\CVOAMS11\20180126-66625.b\8260W_11.m
Limit Group: VOA - 8260C DKQP Water and Solid
Last Update: 29-Jan-2018 16:43:45 Calib Date: 26-Jan-2018 13:15:30
Integrator: RTE ID Type: Deconvolution ID
Quant Method: Internal Standard Quant By: Initial Calibration
Last ICal File: \\ChromNA\Edison\ChromData\CVOAMS11\20180126-66625.b\N62528.D

Column 1 : Rtx-624 (0.25 mm) Det: MS SCAN
Process Host: XAWRK013

First Level Reviewer: martineze Date: 26-Jan-2018 13:42:37

Compound	Sig	RT (min.)	Exp RT (min.)	Dlt RT (min.)	Q	Response	Cal Amt ug/l	OnCol Amt ug/l	Flags
1 Chlorotrifluoroethene	66	1.336	1.342	-0.006	83	4690	5.00	4.95	
2 Dichlorodifluoromethane	85	1.354	1.372	-0.018	98	32502	5.00	4.75	
3 Chloromethane	50	1.488	1.494	-0.006	99	15757	5.00	4.64	
5 Butadiene	54	1.585	1.591	-0.006	94	15630	5.00	5.07	
4 Vinyl chloride	62	1.579	1.591	-0.012	94	19379	5.00	4.82	
6 Bromomethane	94	1.835	1.853	-0.018	99	11172	5.00	5.17	
7 Chloroethane	64	1.914	1.914	0.000	98	9729	5.00	4.98	
8 Dichlorofluoromethane	67	2.072	2.078	-0.006	89	42843	5.00	5.09	
9 Trichlorofluoromethane	101	2.078	2.084	-0.006	97	35256	5.00	5.05	
10 Pentane	72	2.102	2.115	-0.013	97	6889	10.0	9.39	
11 Ethanol	46	2.279	2.291	-0.012	89	2167	200.0	211.1	M
12 Ethyl ether	59	2.291	2.297	-0.006	79	15074	5.00	4.89	
13 2-Methyl-1,3-butadiene	53	2.309	2.321	-0.012	82	18412	5.00	5.41	
14 1,2-Dichloro-1,1,2-trifluo	117	2.346	2.352	-0.006	92	19279	5.00	5.22	
16 Acrolein	56	2.461	2.467	-0.006	95	6845	20.0	21.9	
15 1,1,2-Trichloro-1,2,2-trif	101	2.480	2.474	0.006	89	23670	5.00	5.38	
17 1,1-Dichloroethene	96	2.492	2.504	-0.012	96	19424	5.00	4.98	
18 Acetone	43	2.577	2.583	-0.006	100	16179	25.0	19.5	
19 Iodomethane	142	2.644	2.650	-0.006	100	34031	5.00	4.97	
21 Isopropyl alcohol	45	2.674	2.674	0.000	95	6231	50.0	48.9	a
20 Carbon disulfide	76	2.674	2.686	-0.012	100	66451	5.00	4.91	
22 3-Chloro-1-propene	76	2.808	2.808	0.000	88	12949	5.00	5.07	
24 Methyl acetate	74	2.814	2.826	-0.012	92	11110	25.0	26.2	
23 Cyclopentene	67	2.826	2.832	-0.006	93	49063	5.00	5.23	
25 Acetonitrile	41	2.875	2.869	0.006	86	17141	50.0	54.5	a
* 27 TBA-d9 (IS)	65	2.930	2.936	-0.006	71	249139	1000.0	1000.0	
26 Methylene Chloride	84	2.936	2.942	-0.006	65	23055	5.00	5.25	
28 2-Methyl-2-propanol	59	3.021	3.009	0.012	73	15073	50.0	50.1	M
29 Methyl tert-butyl ether	73	3.100	3.100	0.000	99	58168	5.00	4.99	
30 trans-1,2-Dichloroethene	96	3.124	3.131	-0.007	97	21115	5.00	5.04	

Compound	Sig	RT (min.)	Exp RT (min.)	Dlt RT (min.)	Q	Response	Cal Amt ug/l	OnCol Amt ug/l	Flags
31 Acrylonitrile	53	3.197	3.204	-0.007	100	44580	50.0	52.3	
32 Hexane	57	3.277	3.283	-0.006	97	27316	5.00	5.21	
33 Isopropyl ether	45	3.508	3.508	0.000	92	70161	5.00	5.23	
34 1,1-Dichloroethane	63	3.532	3.538	-0.006	89	38046	5.00	5.23	
35 Vinyl acetate	86	3.550	3.550	0.000	95	5930	10.0	8.90	
36 2-Chloro-1,3-butadiene	88	3.575	3.587	-0.012	93	20082	5.00	5.44	
37 Tert-butyl ethyl ether	59	3.830	3.842	-0.012	100	68589	5.00	5.09	
* 39 2-Butanone-d5	46	4.043	4.043	0.000	91	224590	250.0	250.0	
38 2,2-Dichloropropane	79	4.049	4.067	-0.018	62	12763	5.00	5.15	
40 cis-1,2-Dichloroethene	96	4.086	4.092	-0.006	84	22834	5.00	5.01	
41 2-Butanone (MEK)	72	4.098	4.110	-0.012	84	7678	25.0	24.0	
42 Ethyl acetate	70	4.110	4.110	0.000	93	3340	10.0	10.3	
43 Methyl acrylate	55	4.171	4.171	0.000	93	10919	5.00	4.77	
44 Propionitrile	54	4.250	4.244	0.006	99	15608	50.0	49.1	
46 Chlorobromomethane	128	4.323	4.329	-0.006	72	9809	5.00	4.95	
45 Tetrahydrofuran	72	4.329	4.341	-0.012	93	3470	10.0	10.2	
47 Methacrylonitrile	67	4.353	4.353	0.000	99	57824	50.0	53.1	
48 Chloroform	83	4.390	4.396	-0.006	97	36453	5.00	5.10	
49 Cyclohexane	84	4.518	4.530	-0.012	95	35671	5.00	5.22	
50 1,1,1-Trichloroethane	97	4.536	4.542	-0.006	81	32658	5.00	4.92	
$ 51 Dibromofluoromethane (Surr	113	4.560	4.566	-0.006	98	181820	50.0	50.3	
52 Carbon tetrachloride	117	4.664	4.676	-0.012	84	21886	5.00	4.48	
53 1,1-Dichloropropene	75	4.700	4.706	-0.006	95	28705	5.00	5.12	
58 Isobutyl alcohol	43	4.883	4.883	0.000	99	19771	125.0	120.4	
54 Isooctane	57	4.883	4.895	-0.012	73	53664	5.00	5.25	
55 Benzene	78	4.913	4.919	-0.006	92	85603	5.00	5.08	
$ 56 1,2-Dichloroethane-d4 (Sur	65	4.937	4.937	0.000	83	210364	50.0	50.7	
59 Isopropyl acetate	43	4.998	4.998	0.000	98	48757	5.00	5.17	
57 Tert-amyl methyl ether	73	4.998	5.004	-0.006	96	70193	5.00	5.15	
60 1,2-Dichloroethane	62	5.023	5.023	-0.001	86	25804	5.00	5.14	
61 n-Heptane	57	5.096	5.108	-0.012	98	12033	5.00	5.12	
* 62 Fluorobenzene	96	5.242	5.242	0.000	100	668189	50.0	50.0	
63 n-Butanol	56	5.667	5.643	0.024	1	5957	125.0	114.9	a
64 Trichloroethene	95	5.649	5.643	0.006	96	19837	5.00	4.87	
65 Methylcyclohexane	83	5.771	5.777	-0.006	96	36273	5.00	5.14	
66 Ethyl acrylate	55	5.789	5.789	0.000	97	44181	5.00	5.27	
67 1,2-Dichloropropane	63	5.959	5.966	-0.007	97	20509	5.00	4.93	
* 68 1,4-Dioxane-d8	96	6.038	6.051	-0.013	82	24762	1000.0	1000.0	
69 Methyl methacrylate	100	6.075	6.075	0.000	98	8553	10.0	10.4	
70 1,4-Dioxane	88	6.118	6.105	0.013	37	2710	100.0	119.0	a
71 Dibromomethane	93	6.111	6.112	-0.001	93	10535	5.00	5.05	
72 n-Propyl acetate	43	6.142	6.148	-0.006	95	19784	5.00	5.27	
73 Dichlorobromomethane	83	6.300	6.300	0.000	98	20954	5.00	4.46	
74 2-Nitropropane	41	6.677	6.683	-0.006	55	6629	10.0	10.1	a
75 2-Chloroethyl vinyl ether	63	6.695	6.702	-0.007	93	10546	5.00	5.09	
76 Epichlorohydrin	57	6.817	6.817	0.000	99	24161	100.0	102.6	
77 cis-1,3-Dichloropropene	75	6.878	6.878	0.000	99	31963	5.00	4.77	
78 4-Methyl-2-pentanone (MIBK	43	7.073	7.079	-0.006	98	65032	25.0	24.7	
$ 79 Toluene-d8 (Surr)	98	7.146	7.152	-0.006	100	804325	50.0	49.9	
80 Toluene	91	7.237	7.243	-0.006	100	91500	5.00	5.10	
81 trans-1,3-Dichloropropene	75	7.675	7.675	0.000	98	27242	5.00	4.84	
82 Ethyl methacrylate	69	7.724	7.724	0.000	96	21558	5.00	5.01	

Compound	Sig	RT (min.)	Exp RT (min.)	Dlt RT (min.)	Q	Response	Cal Amt ug/l	OnCol Amt ug/l	Flags
83 1,1,2-Trichloroethane	83	7.918	7.918	0.000	97	13525	5.00	5.13	
84 Tetrachloroethene	166	7.949	7.955	-0.006	97	20368	5.00	5.11	
85 1,3-Dichloropropane	76	8.162	8.162	0.000	99	27490	5.00	4.95	
86 2-Hexanone	58	8.265	8.259	0.006	99	25178	25.0	24.8	
87 n-Butyl acetate	43	8.411	8.411	0.000	95	20228	5.00	4.61	
88 Chlorodibromomethane	129	8.435	8.435	0.000	89	11746	5.00	4.29	
89 Ethylene Dibromide	107	8.600	8.600	0.000	97	14161	5.00	4.91	
* 90 Chlorobenzene-d5	117	9.178	9.178	0.000	98	563498	50.0	50.0	
91 Chlorobenzene	112	9.214	9.214	0.000	98	58041	5.00	5.19	
92 Ethylbenzene	106	9.318	9.318	0.000	99	31669	5.00	5.00	
93 1,1,1,2-Tetrachloroethane	131	9.330	9.336	-0.006	84	15993	5.00	4.42	
94 m-Xylene & p-Xylene	106	9.464	9.464	0.000	100	39298	5.00	5.05	
96 o-Xylene	106	9.908	9.908	0.000	100	39569	5.00	5.06	
95 n-Butyl acrylate	73	9.920	9.920	0.000	97	14367	5.00	5.20	
97 Styrene	104	9.938	9.938	0.000	100	65303	5.00	5.22	
99 Bromoform	173	10.151	10.151	0.000	97	5331	5.00	4.70	
98 Amyl acetate (mixed isomer	43	10.157	10.157	0.000	99	30650	5.00	5.19	
100 Isopropylbenzene	105	10.279	10.279	0.000	100	100575	5.00	5.11	
$ 101 4-Bromofluorobenzene	174	10.479	10.480	-0.001	100	219644	50.0	49.5	
102 Bromobenzene	156	10.601	10.601	0.000	98	23063	5.00	5.09	
103 1,1,2,2-Tetrachloroethane	83	10.668	10.668	0.000	98	16540	5.00	4.89	
104 N-Propylbenzene	91	10.680	10.680	0.000	100	113544	5.00	5.08	
105 1,2,3-Trichloropropane	110	10.705	10.705	0.000	97	5038	5.00	4.79	
106 trans-1,4-Dichloro-2-buten	53	10.729	10.729	0.000	80	3163	5.00	3.96	
107 2-Chlorotoluene	91	10.778	10.778	0.000	99	80815	5.00	5.17	
108 4-Ethyltoluene	105	10.790	10.790	0.000	100	97294	5.00	5.32	
109 1,3,5-Trimethylbenzene	105	10.851	10.857	-0.006	100	84810	5.00	5.07	
110 4-Chlorotoluene	91	10.887	10.887	0.000	100	74873	5.00	5.13	
111 Butyl Methacrylate	87	10.960	10.960	0.000	100	26888	5.00	4.73	
112 tert-Butylbenzene	119	11.130	11.130	0.000	99	66917	5.00	5.07	
113 1,2,4-Trimethylbenzene	105	11.185	11.185	0.000	100	87192	5.00	5.07	
114 sec-Butylbenzene	105	11.319	11.319	0.000	100	102005	5.00	5.12	
116 1,3-Dichlorobenzene	146	11.447	11.447	0.000	99	43723	5.00	5.26	
115 4-Isopropyltoluene	119	11.447	11.447	0.000	100	85324	5.00	5.13	
* 117 1,4-Dichlorobenzene-d4	152	11.508	11.508	0.000	100	290101	50.0	50.0	
118 1,4-Dichlorobenzene	146	11.526	11.532	-0.006	84	43875	5.00	5.11	
134 1,2,3-Trimethylbenzene	105	11.544	11.544	0.000	100	92422	NC	NC	
119 Benzyl chloride	91	11.654	11.654	0.000	99	33233	5.00	4.46	
120 2,3-Dihydroindene	117	11.708	11.708	0.000	100	85749	5.00	5.21	
121 p-Diethylbenzene	119	11.763	11.763	0.000	99	47411	5.00	5.16	
122 n-Butylbenzene	92	11.781	11.781	0.000	100	43192	5.00	5.09	
123 1,2-Dichlorobenzene	146	11.836	11.836	0.000	100	41178	5.00	5.01	
124 1,2,4,5-Tetramethylbenzene	119	12.378	12.378	0.000	100	89147	5.00	5.06	
125 1,2-Dibromo-3-Chloropropan	155	12.463	12.463	0.000	95	2079	5.00	4.41	
126 1,3,5-Trichlorobenzene	180	12.572	12.572	0.000	99	31235	5.00	4.97	
127 1,2,4-Trichlorobenzene	180	13.041	13.041	0.000	99	28260	5.00	4.84	
128 Hexachlorobutadiene	225	13.120	13.120	0.000	97	9383	5.00	4.76	
129 Naphthalene	128	13.229	13.229	0.000	100	59241	5.00	4.91	
130 1,2,3-Trichlorobenzene	180	13.424	13.424	0.000	99	23885	5.00	4.91	
S 131 1,2-Dichloroethene, Total	100				0		10.0	10.1	
S 132 Xylenes, Total	100				0		10.0	10.1	
S 133 Total BTEX	1				0		25.0	25.3	

QC Flag Legend

Processing Flags

NC - Not Calibrated

Review Flags

M - Manually Integrated

a - User Assigned ID

Reagents:

Ethanol mix_00011	Amount Added:	1.00	Units: uL	
MIX 2 Hi_00066	Amount Added:	1.00	Units: uL	
MIX I Hi_00085	Amount Added:	1.00	Units: uL	
GAS Hi_00237	Amount Added:	1.00	Units: uL	
ACROLEIN W_00073	Amount Added:	4.00	Units: uL	
8260SURR250_00166	Amount Added:	1.00	Units: uL	Run Reagent
8260ISNEW_00120	Amount Added:	1.00	Units: uL	Run Reagent

Report Date: 29-Jan-2018 16:43:53 Chrom Revision: 2.2 24-Jan-2018 15:37:30

TestAmerica Edison

Data File: \\ChromNA\Edison\ChromData\CVOAMS11\20180126-66625.b\N62524.D

Injection Date: 26-Jan-2018 11:42:30 Instrument ID: CVOAMS11 Operator ID:

Lims ID: STD5 Worklist Smp#: 4

Client ID:

Purge Vol: 5.000 mL Dil. Factor: 1.0000 ALS Bottle#: 3

Method: 8260W_11 Limit Group: VOA - 8260C DKQP Water and Solid

Column: Rtx-624 (0.25 mm)

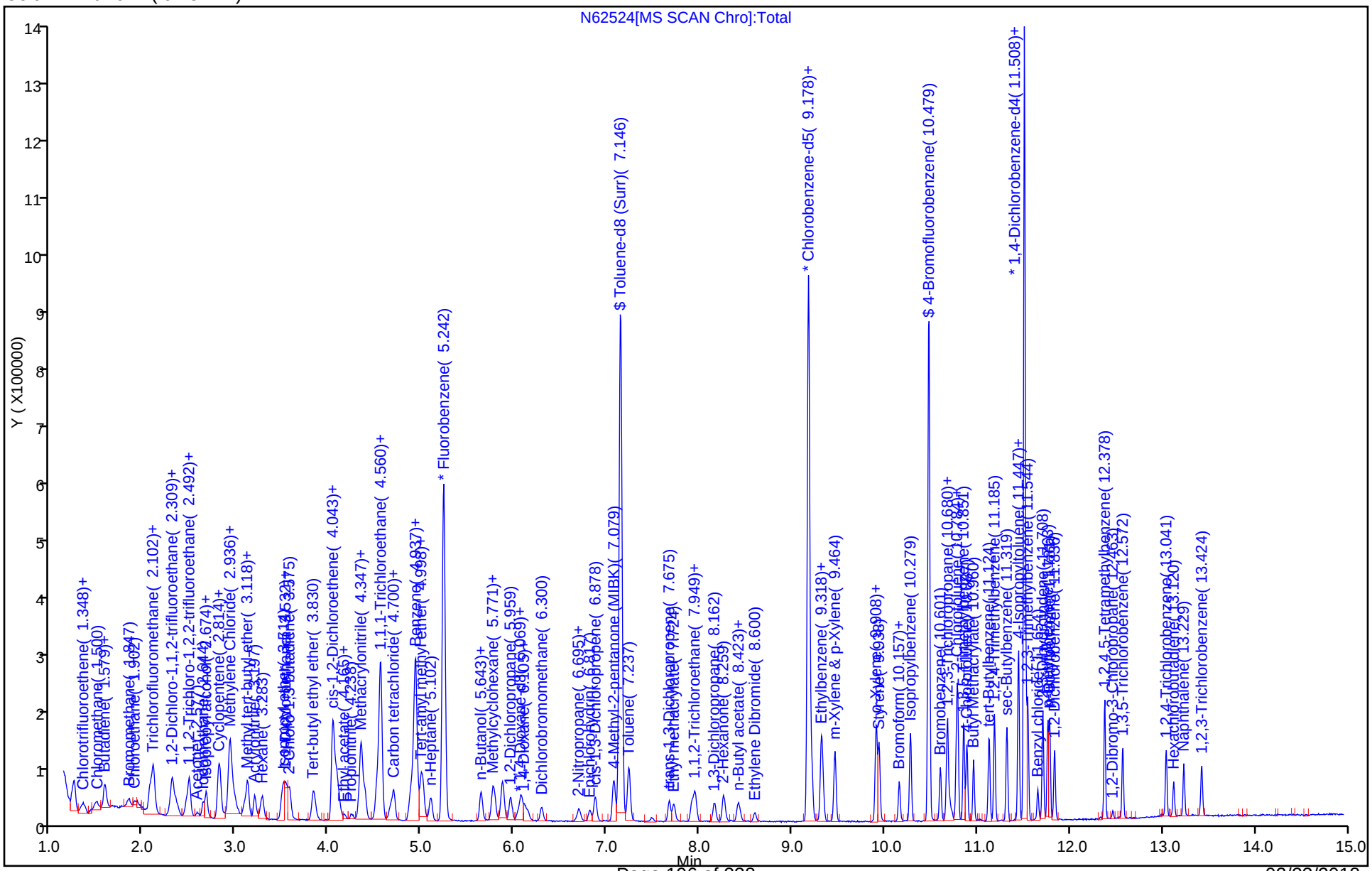

Manual Integration/User Assign Peak Report

TestAmerica Edison

Data File: \\ChromNA\Edison\ChromData\CVOAMS11\20180126-66625.b\N62524.D
Injection Date: 26-Jan-2018 11:42:30 Instrument ID: CVOAMS11
Lims ID: STD5
Client ID:
Operator ID: ALS Bottle#: 3 Worklist Smp#: 4
Purge Vol: 5.000 mL Dil. Factor: 1.0000
Method: 8260W_11 Limit Group: VOA - 8260C DKQP Water and Solid
Column: Rtx-624 (0.25 mm) Detector MS SCAN

11 Ethanol, CAS: 64-17-5

Signal: 1

Processing Integration Results

RT: 2.28
Area: 3488
Amount: 330.5976
Amount Units: ug/l

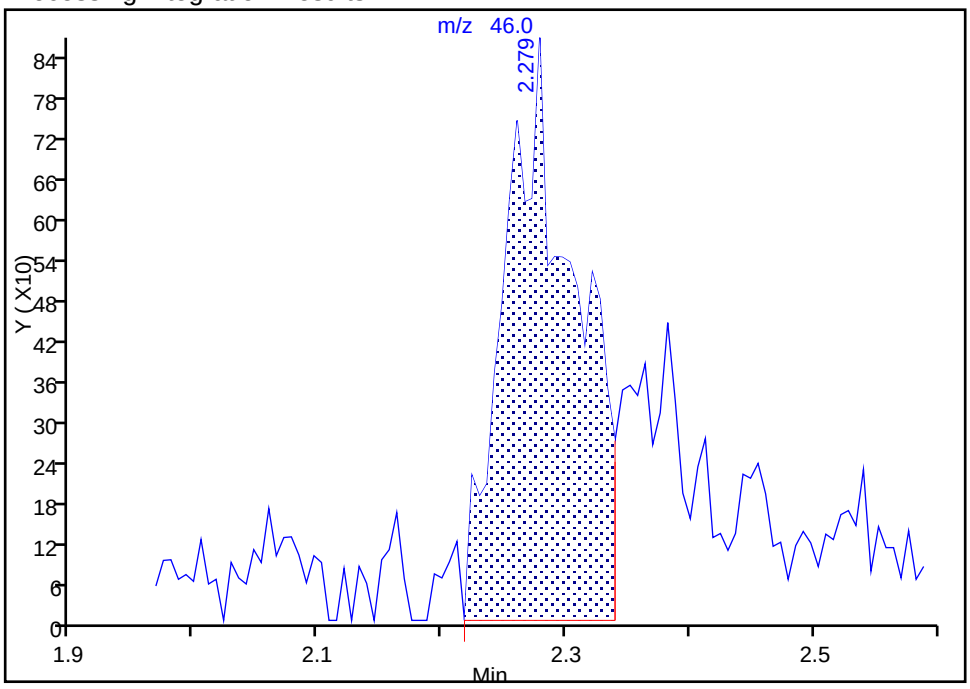

Manual Integration Results

RT: 2.28
Area: 2167
Amount: 211.0810
Amount Units: ug/l

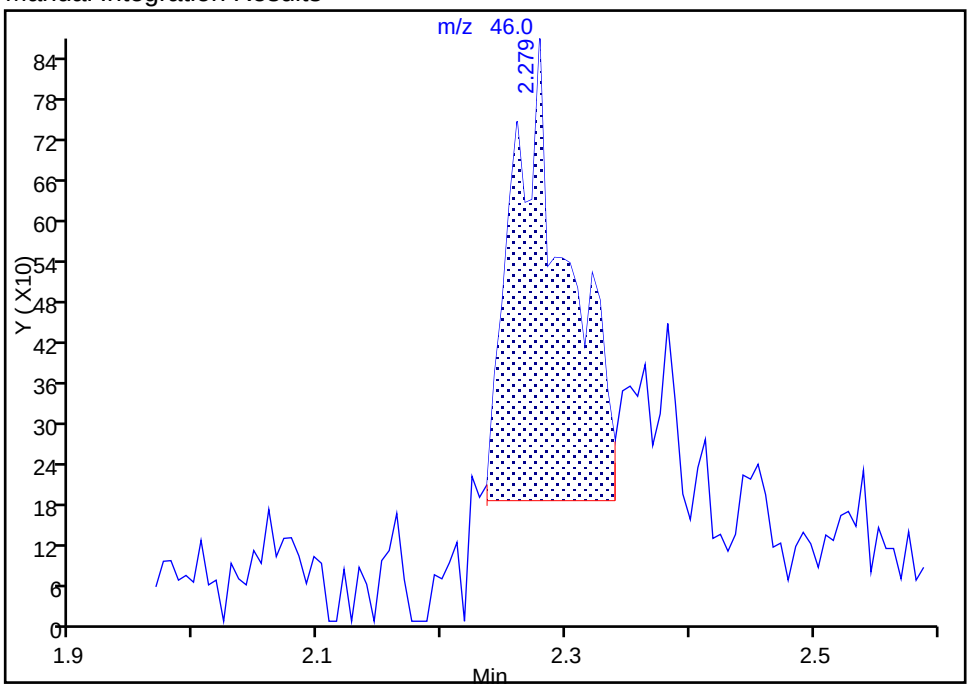

Reviewer: delpolitov, 29-Jan-2018 16:09:52
Audit Action: Manually Integrated Audit Reason: Baseline

Manual Integration/User Assign Peak Report

TestAmerica Edison

Data File: \\ChromNA\Edison\ChromData\CVOAMS11\20180126-66625.b\N62524.D
Injection Date: 26-Jan-2018 11:42:30 Instrument ID: CVOAMS11
Lims ID: STD5
Client ID:
Operator ID: ALS Bottle#: 3 Worklist Smp#: 4
Purge Vol: 5.000 mL Dil. Factor: 1.0000
Method: 8260W_11 Limit Group: VOA - 8260C DKQP Water and Solid
Column: Rtx-624 (0.25 mm) Detector MS SCAN

21 Isopropyl alcohol, CAS: 67-63-0

Signal: 1

Processing Integration Results

RT: 2.59
Area: 162
Amount: 1.311761
Amount Units: ug/l

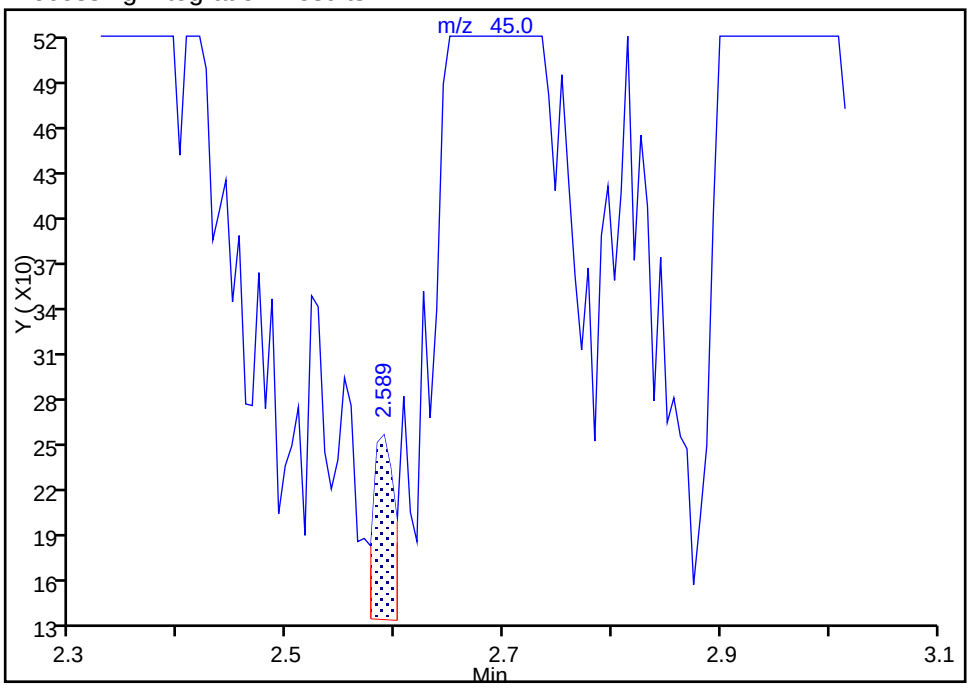

Manual Integration Results

RT: 2.67
Area: 6231
Amount: 48.917988
Amount Units: ug/l

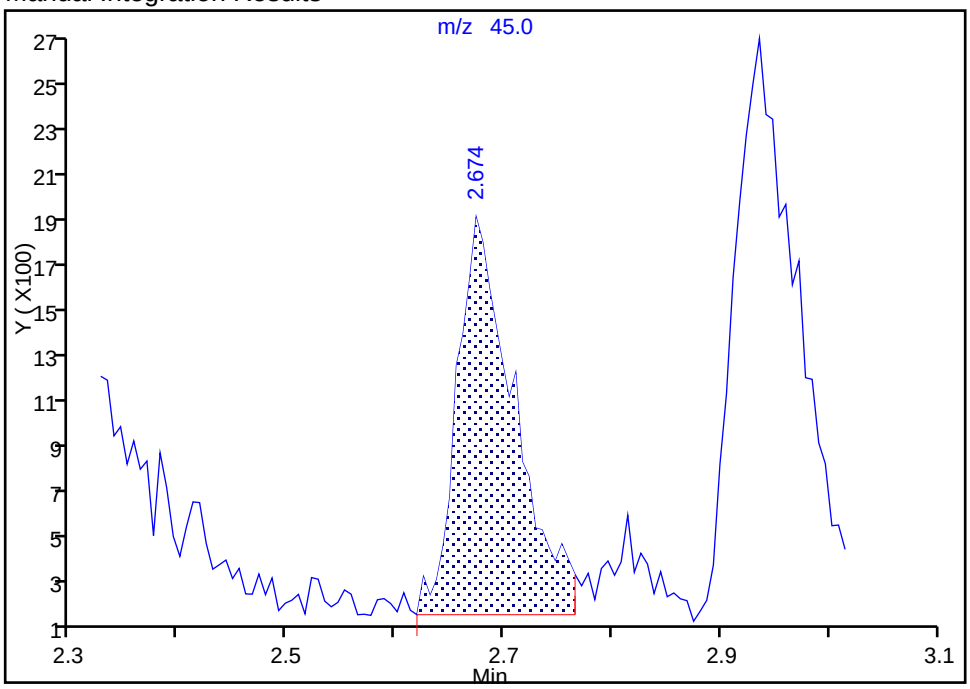

Reviewer: delpolitov, 29-Jan-2018 15:57:59
Audit Action: Assigned Compound ID Audit Reason: User Assigned

Manual Integration/User Assign Peak Report

TestAmerica Edison

Data File: \\ChromNA\Edison\ChromData\CVOAMS11\20180126-66625.b\N62524.D
Injection Date: 26-Jan-2018 11:42:30 Instrument ID: CVOAMS11
Lims ID: STD5
Client ID:
Operator ID: ALS Bottle#: 3 Worklist Smp#: 4
Purge Vol: 5.000 mL Dil. Factor: 1.0000
Method: 8260W_11 Limit Group: VOA - 8260C DKQP Water and Solid
Column: Rtx-624 (0.25 mm) Detector MS SCAN

25 Acetonitrile, CAS: 75-05-8

Signal: 1

Not Detected
Expected RT: 2.87

Processing Integration Results

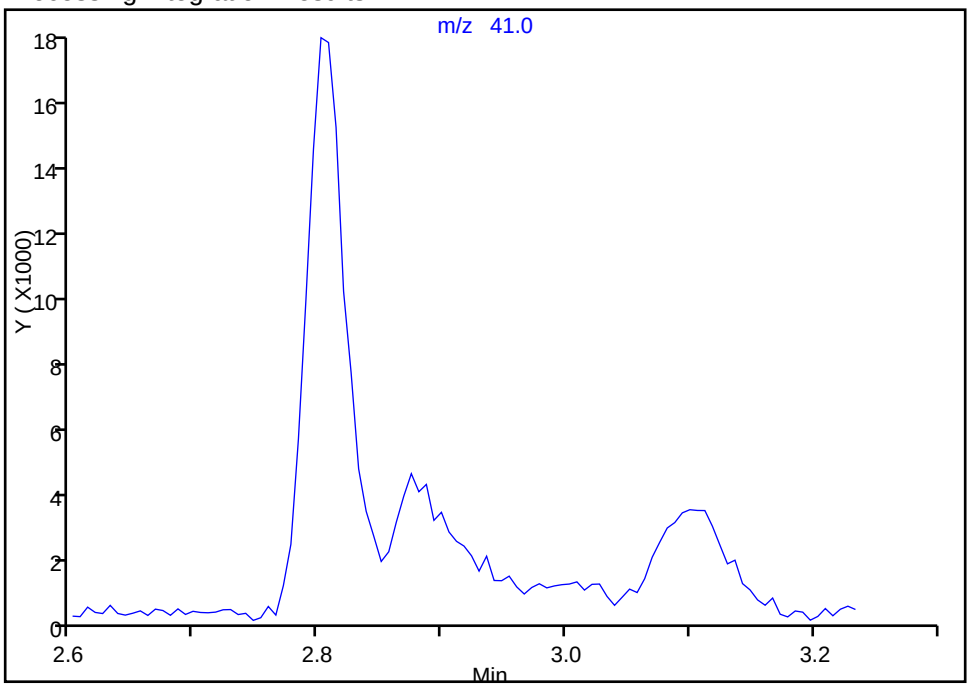

Manual Integration Results

RT: 2.88
Area: 17141
Amount: 54.524283
Amount Units: ug/l

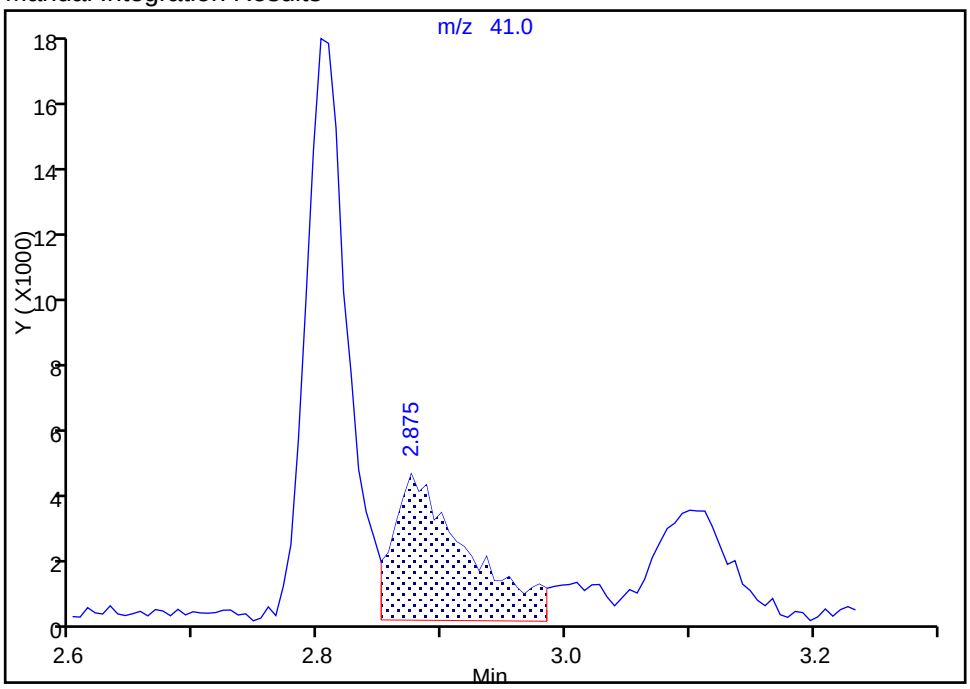

Reviewer: delpolitov, 29-Jan-2018 15:58:03
Audit Action: Assigned Compound ID Audit Reason: User Assigned

Manual Integration/User Assign Peak Report

TestAmerica Edison

Data File: \\ChromNA\Edison\ChromData\CVOAMS11\20180126-66625.b\N62524.D
Injection Date: 26-Jan-2018 11:42:30 Instrument ID: CVOAMS11
Lims ID: STD5
Client ID:
Operator ID: ALS Bottle#: 3 Worklist Smp#: 4
Purge Vol: 5.000 mL Dil. Factor: 1.0000
Method: 8260W_11 Limit Group: VOA - 8260C DKQP Water and Solid
Column: Rtx-624 (0.25 mm) Detector MS SCAN

28 2-Methyl-2-propanol, CAS: 75-65-0

Signal: 1

Processing Integration Results

RT: 3.02
Area: 16554
Amount: 54.089918
Amount Units: ug/l

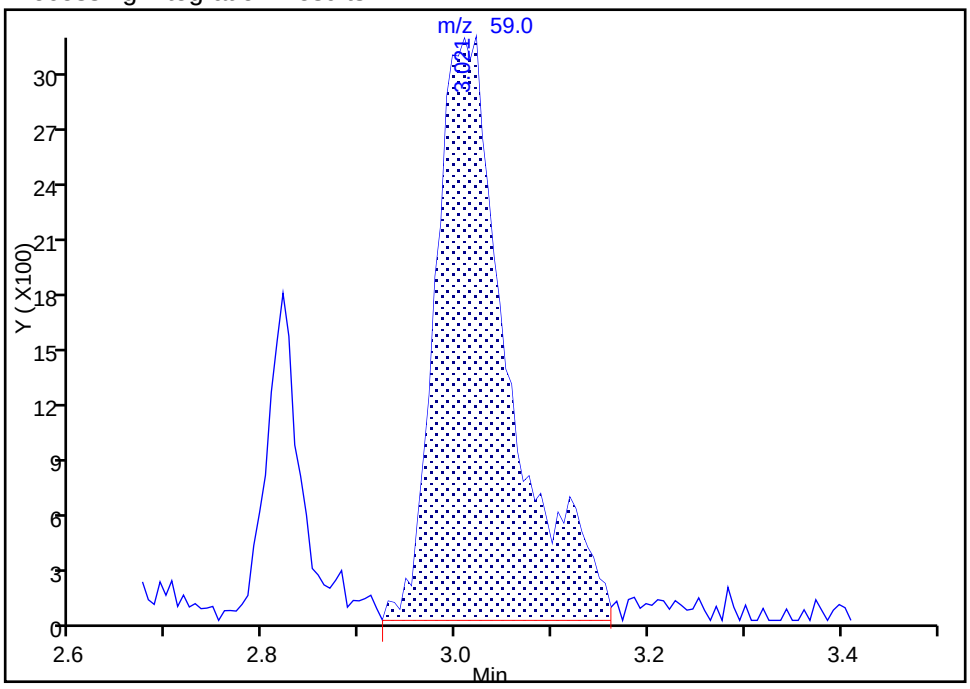

Manual Integration Results

RT: 3.02
Area: 15073
Amount: 50.058238
Amount Units: ug/l

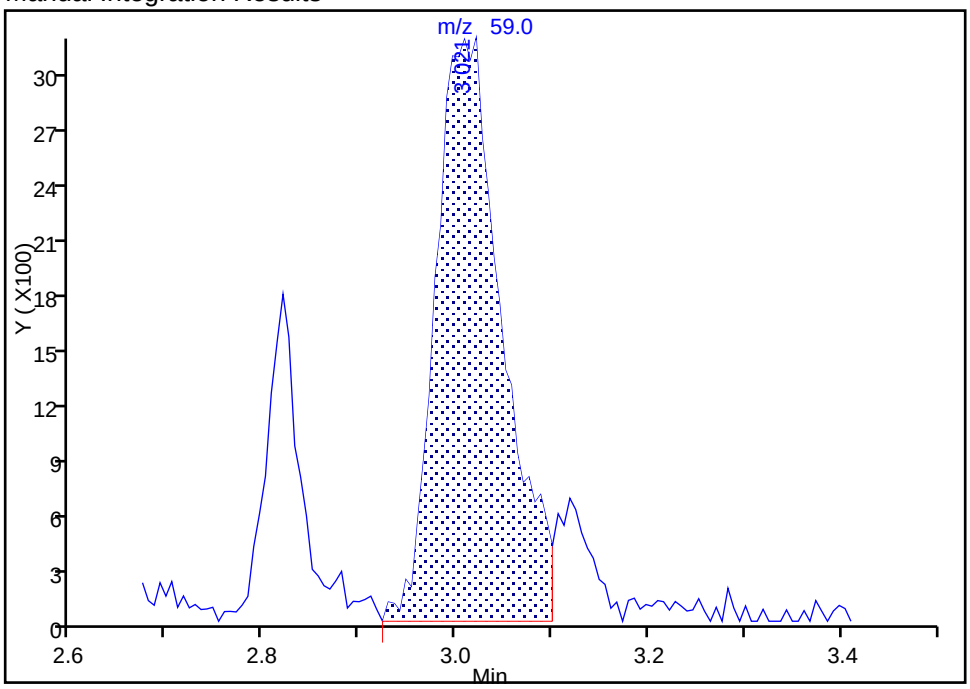

Reviewer: delpolitov, 29-Jan-2018 15:58:12
Audit Action: Split an Integrated Peak Audit Reason: Peak Tail

Manual Integration/User Assign Peak Report

TestAmerica Edison

Data File: \\ChromNA\Edison\ChromData\CVOAMS11\20180126-66625.b\N62524.D
Injection Date: 26-Jan-2018 11:42:30 Instrument ID: CVOAMS11
Lims ID: STD5
Client ID:
Operator ID: ALS Bottle#: 3 Worklist Smp#: 4
Purge Vol: 5.000 mL Dil. Factor: 1.0000
Method: 8260W_11 Limit Group: VOA - 8260C DKQP Water and Solid
Column: Rtx-624 (0.25 mm) Detector MS SCAN

63 n-Butanol, CAS: 71-36-3

Signal: 1

Processing Integration Results

RT: 5.55
Area: 273
Amount: 2.910056
Amount Units: ug/l

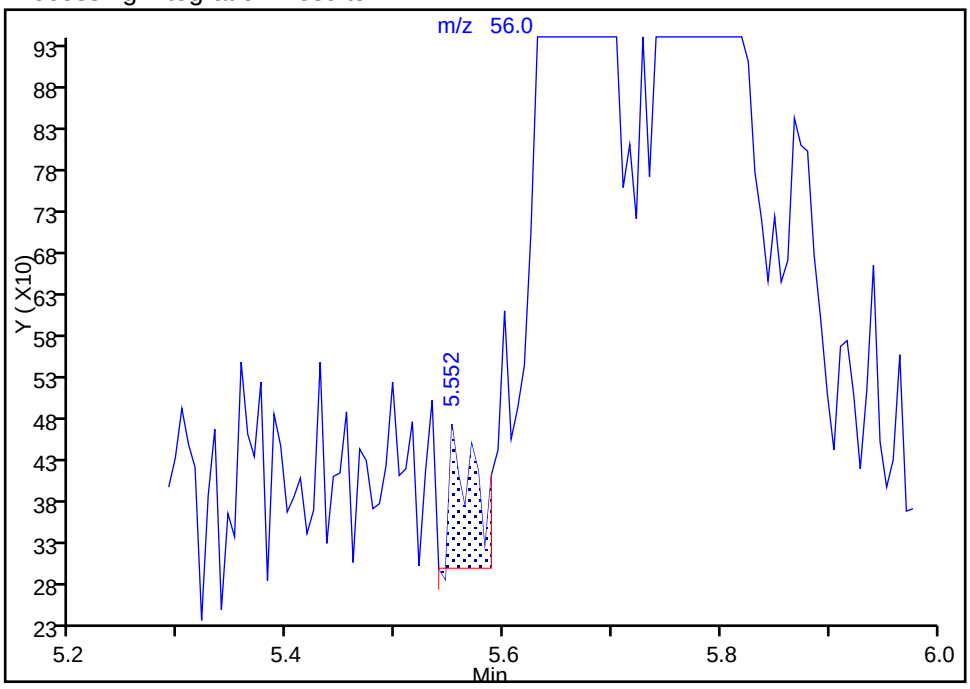

Manual Integration Results

RT: 5.67
Area: 5957
Amount: 114.9432
Amount Units: ug/l

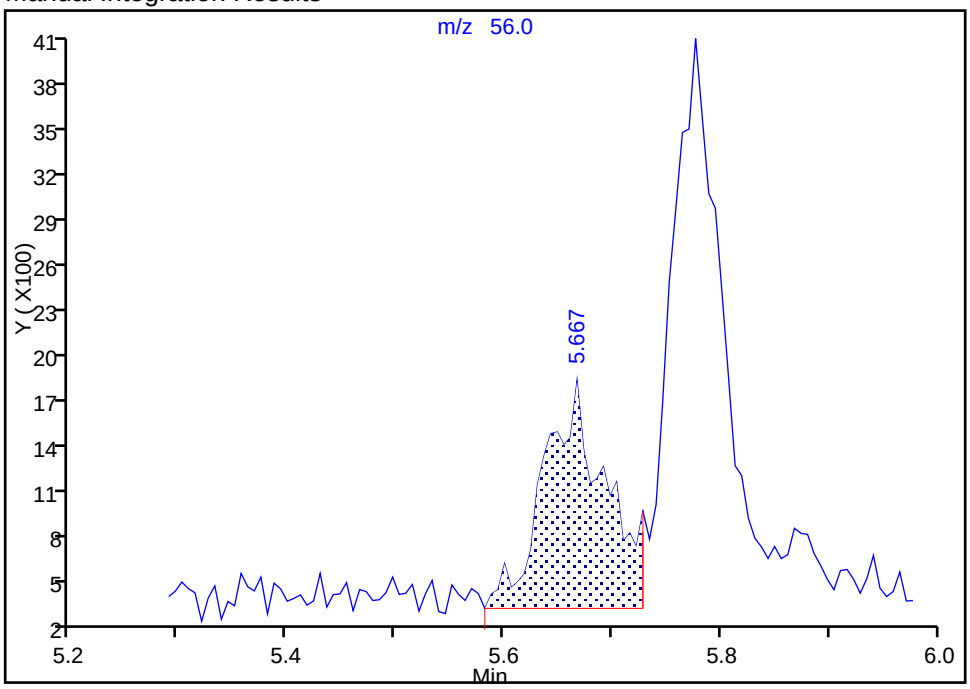

Reviewer: delpolitov, 29-Jan-2018 15:58:29
Audit Action: Assigned Compound ID Audit Reason: Peak Tail

Manual Integration/User Assign Peak Report

TestAmerica Edison

Data File: \\ChromNA\Edison\ChromData\CVOAMS11\20180126-66625.b\N62524.D
Injection Date: 26-Jan-2018 11:42:30 Instrument ID: CVOAMS11
Lims ID: STD5
Client ID:
Operator ID: ALS Bottle#: 3 Worklist Smp#: 4
Purge Vol: 5.000 mL Dil. Factor: 1.0000
Method: 8260W_11 Limit Group: VOA - 8260C DKQP Water and Solid
Column: Rtx-624 (0.25 mm) Detector MS SCAN

70 1,4-Dioxane, CAS: 123-91-1

Signal: 1

Not Detected
Expected RT: 6.11

Processing Integration Results

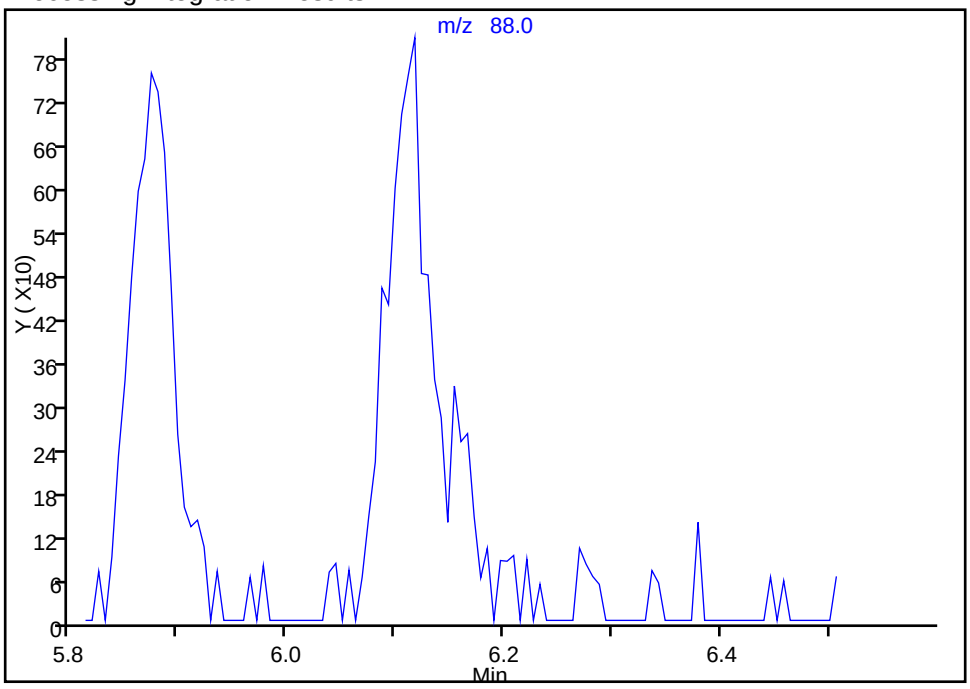

Manual Integration Results

RT: 6.12
Area: 2710
Amount: 119.0197
Amount Units: ug/l

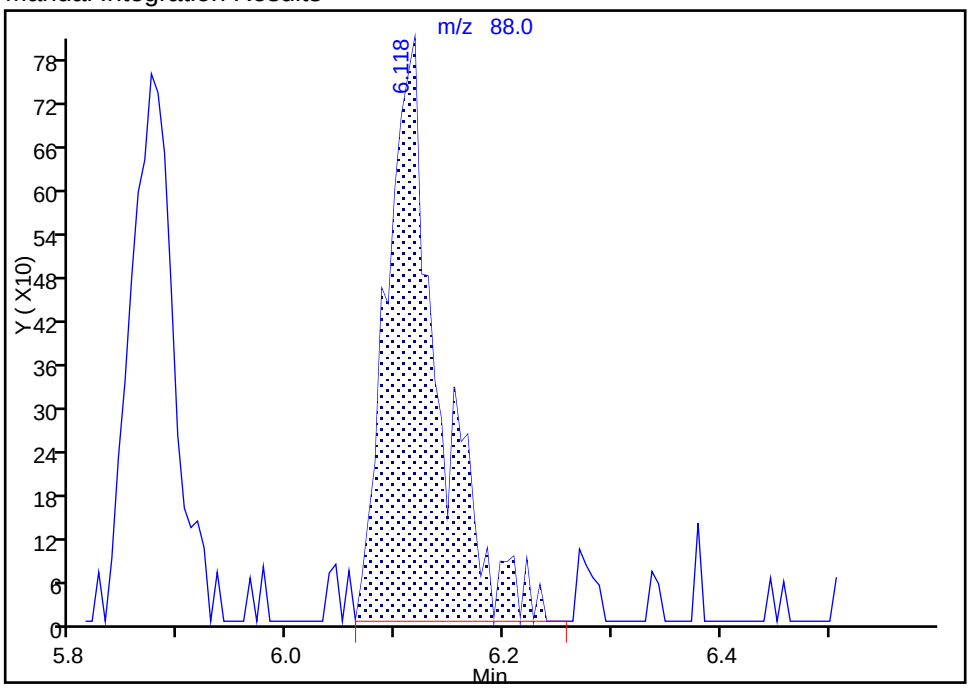

Reviewer: delpolitov, 29-Jan-2018 15:58:34
Audit Action: Assigned Compound ID Audit Reason: Peak Tail

Manual Integration/User Assign Peak Report

TestAmerica Edison

Data File: \\ChromNA\Edison\ChromData\CVOAMS11\20180126-66625.b\N62524.D
Injection Date: 26-Jan-2018 11:42:30 Instrument ID: CVOAMS11
Lims ID: STD5
Client ID:
Operator ID: ALS Bottle#: 3 Worklist Smp#: 4
Purge Vol: 5.000 mL Dil. Factor: 1.0000
Method: 8260W_11 Limit Group: VOA - 8260C DKQP Water and Solid
Column: Rtx-624 (0.25 mm) Detector MS SCAN

74 2-Nitropropane, CAS: 79-46-9

Signal: 1

Processing Integration Results

RT: 6.84
Area: 437
Amount: 0.667581
Amount Units: ug/l

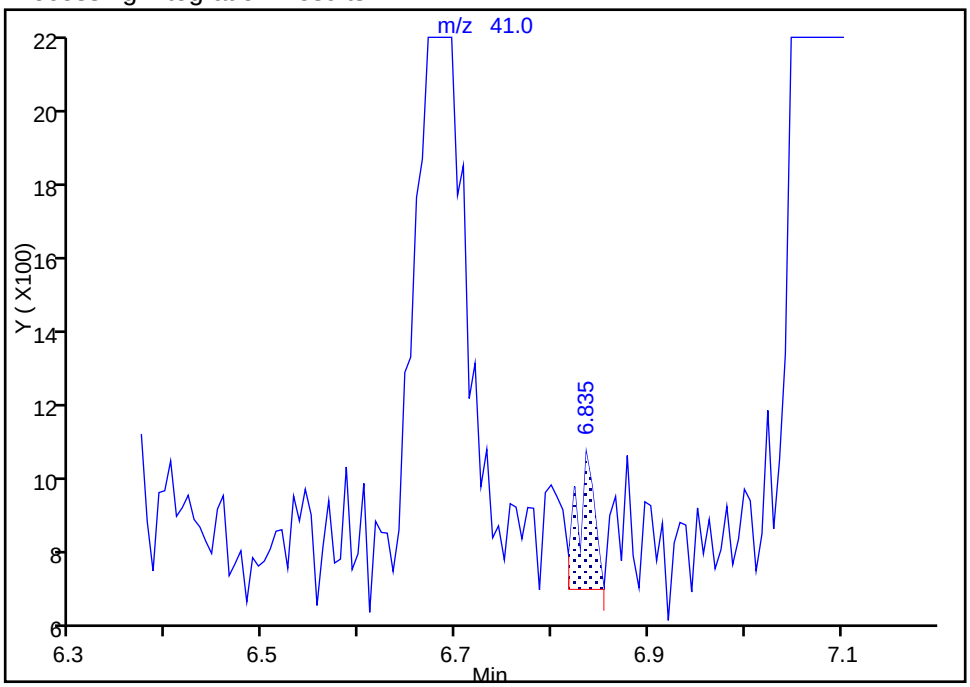

Manual Integration Results

RT: 6.68
Area: 6629
Amount: 10.149776
Amount Units: ug/l

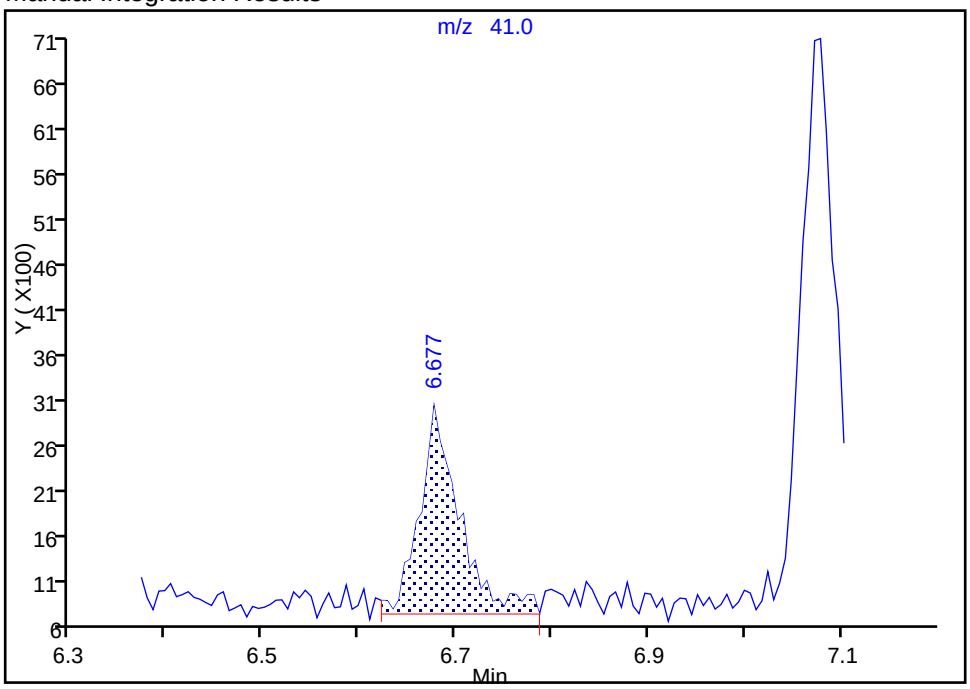

Reviewer: delpolitov, 29-Jan-2018 15:58:39
Audit Action: Assigned Compound ID Audit Reason: Peak Tail

TestAmerica Edison
Target Compound Quantitation Report

Data File: \\ChromNA\Edison\ChromData\CVOAMS11\20180126-66625.b\N62525.D
Lims ID: STD20
Client ID:
Sample Type: ICIS Calib Level: 3
Inject. Date: 26-Jan-2018 12:05:30 ALS Bottle#: 4 Worklist Smp#: 5
Purge Vol: 5.000 mL Dil. Factor: 1.0000
Sample Info: STD20
Misc. Info.: 460-0066625-005
Operator ID: Instrument ID: CVOAMS11
Sublist: chrom-8260W_11*sub1

Method: \\ChromNA\Edison\ChromData\CVOAMS11\20180126-66625.b\8260W_11.m
Limit Group: VOA - 8260C DKQP Water and Solid
Last Update: 29-Jan-2018 16:43:56 Calib Date: 26-Jan-2018 13:15:30
Integrator: RTE ID Type: Deconvolution ID
Quant Method: Internal Standard Quant By: Initial Calibration
Last ICal File: \\ChromNA\Edison\ChromData\CVOAMS11\20180126-66625.b\N62528.D

Column 1 : Rtx-624 (0.25 mm) Det: MS SCAN
Process Host: XAWRK013

First Level Reviewer: martineze Date: 26-Jan-2018 13:37:22

Compound	Sig	RT (min.)	Exp RT (min.)	Dlt RT (min.)	Q	Response	Cal Amt ug/l	OnCol Amt ug/l	Flags
1 Chlorotrifluoroethene	66	1.342	1.342	0.000	98	16257	20.0	17.8	
2 Dichlorodifluoromethane	85	1.372	1.372	0.000	99	142365	20.0	21.6	
3 Chloromethane	50	1.494	1.494	0.000	100	70627	20.0	21.6	
4 Vinyl chloride	62	1.591	1.591	0.000	100	81950	20.0	21.2	
5 Butadiene	54	1.591	1.591	0.000	100	63283	20.0	21.3	
6 Bromomethane	94	1.853	1.853	0.000	100	43439	20.0	20.9	
7 Chloroethane	64	1.914	1.914	0.000	97	40923	20.0	21.7	
8 Dichlorofluoromethane	67	2.078	2.078	0.000	100	179490	20.0	22.1	
9 Trichlorofluoromethane	101	2.084	2.084	0.000	100	143036	20.0	21.2	
10 Pentane	72	2.115	2.115	0.000	100	22769	40.0	38.9	
11 Ethanol	46	2.291	2.291	0.000	87	6521	800.0	737.1	
12 Ethyl ether	59	2.297	2.297	0.000	84	59710	20.0	20.1	
13 2-Methyl-1,3-butadiene	53	2.321	2.321	0.000	100	57005	20.0	17.4	
14 1,2-Dichloro-1,1,2-trifluo	117	2.352	2.352	0.000	93	66187	20.0	18.6	
16 Acrolein	56	2.467	2.467	0.000	100	11086	40.0	41.2	
15 1,1,2-Trichloro-1,2,2-trif	101	2.474	2.474	0.000	97	73369	20.0	17.3	
17 1,1-Dichloroethene	96	2.504	2.504	0.000	100	69034	20.0	18.3	
18 Acetone	43	2.583	2.583	0.000	100	72116	100.0	96.7	
19 Iodomethane	142	2.650	2.650	0.000	100	129207	20.0	19.6	
21 Isopropyl alcohol	45	2.674	2.674	0.000	100	21205	200.0	193.2	
20 Carbon disulfide	76	2.686	2.686	0.000	100	243341	20.0	18.7	
22 3-Chloro-1-propene	76	2.808	2.808	0.000	100	48856	20.0	19.9	
24 Methyl acetate	74	2.826	2.826	0.000	97	39780	100.0	108.9	
23 Cyclopentene	67	2.832	2.832	0.000	98	158793	20.0	17.6	
25 Acetonitrile	41	2.881	2.869	0.012	97	52185	200.0	192.6	a
* 27 TBA-d9 (IS)	65	2.936	2.936	0.000	100	214688	1000.0	1000.0	
26 Methylene Chloride	84	2.942	2.942	0.000	100	82431	20.0	19.5	
28 2-Methyl-2-propanol	59	3.009	3.009	0.000	96	49309	200.0	190.0	
29 Methyl tert-butyl ether	73	3.100	3.100	0.000	100	225113	20.0	20.0	
30 trans-1,2-Dichloroethene	96	3.131	3.131	0.000	100	75190	20.0	18.6	

Compound	Sig	RT (min.)	Exp RT (min.)	Dlt RT (min.)	Q	Response	Cal Amt ug/l	OnCol Amt ug/l	Flags
31 Acrylonitrile	53	3.204	3.204	0.000	100	169375	200.0	230.7	
32 Hexane	57	3.283	3.283	0.000	100	88079	20.0	17.4	
33 Isopropyl ether	45	3.508	3.508	0.000	100	262308	20.0	20.3	
34 1,1-Dichloroethane	63	3.538	3.538	0.000	100	137771	20.0	19.7	
35 Vinyl acetate	86	3.550	3.550	0.000	100	24693	40.0	41.2	
36 2-Chloro-1,3-butadiene	88	3.587	3.587	0.000	100	64747	20.0	18.2	
37 Tert-butyl ethyl ether	59	3.842	3.842	0.000	100	258434	20.0	19.9	
* 39 2-Butanone-d5	46	4.043	4.043	0.000	100	202286	250.0	250.0	
38 2,2-Dichloropropane	79	4.067	4.067	0.000	100	42749	20.0	17.9	
40 cis-1,2-Dichloroethene	96	4.092	4.092	0.000	100	88034	20.0	20.0	
42 Ethyl acetate	70	4.110	4.110	0.000	100	13047	40.0	44.8	
41 2-Butanone (MEK)	72	4.110	4.110	0.000	100	28510	100.0	99.0	
43 Methyl acrylate	55	4.171	4.171	0.000	96	41195	20.0	18.7	
44 Propionitrile	54	4.244	4.244	0.000	98	57353	200.0	209.2	
46 Chlorobromomethane	128	4.329	4.329	0.000	89	36681	20.0	19.2	
45 Tetrahydrofuran	72	4.341	4.341	0.000	97	12306	40.0	40.0	
47 Methacrylonitrile	67	4.353	4.353	0.000	100	212704	200.0	202.6	
48 Chloroform	83	4.396	4.396	0.000	100	133364	20.0	19.4	
49 Cyclohexane	84	4.530	4.530	0.000	100	114492	20.0	17.4	
50 1,1,1-Trichloroethane	97	4.542	4.542	0.000	98	116590	20.0	18.2	
$ 51 Dibromofluoromethane (Surr	113	4.566	4.566	0.000	100	172401	50.0	49.5	
52 Carbon tetrachloride	117	4.676	4.676	0.000	100	77863	20.0	16.5	
53 1,1-Dichloropropene	75	4.706	4.706	0.000	99	96371	20.0	17.8	
58 Isobutyl alcohol	43	4.883	4.883	0.000	100	67616	500.0	477.9	a
54 Isooctane	57	4.895	4.895	0.000	100	158662	20.0	16.1	
55 Benzene	78	4.919	4.919	0.000	99	312211	20.0	19.2	
$ 56 1,2-Dichloroethane-d4 (Sur	65	4.937	4.937	0.000	100	195596	50.0	48.9	
59 Isopropyl acetate	43	4.998	4.998	0.000	100	184269	20.0	20.3	a
57 Tert-amyl methyl ether	73	5.004	5.004	0.000	94	262268	20.0	20.0	
60 1,2-Dichloroethane	62	5.023	5.023	0.000	85	93464	20.0	19.3	
61 n-Heptane	57	5.108	5.108	0.000	100	41573	20.0	18.3	
* 62 Fluorobenzene	96	5.242	5.242	0.000	100	643981	50.0	50.0	
64 Trichloroethene	95	5.643	5.643	0.000	100	71488	20.0	18.2	
63 n-Butanol	56	5.643	5.643	0.000	42	19943	500.0	446.6	a
65 Methylcyclohexane	83	5.777	5.777	0.000	100	123055	20.0	18.1	
66 Ethyl acrylate	55	5.789	5.789	0.000	100	155518	20.0	19.3	
67 1,2-Dichloropropane	63	5.966	5.966	0.000	98	79490	20.0	19.8	
* 68 1,4-Dioxane-d8	96	6.051	6.051	0.000	96	20877	1000.0	1000.0	
69 Methyl methacrylate	100	6.075	6.075	0.000	100	31222	40.0	39.5	
70 1,4-Dioxane	88	6.105	6.105	0.000	41	8506	400.0	443.1	
71 Dibromomethane	93	6.112	6.112	0.000	99	38396	20.0	19.1	
72 n-Propyl acetate	43	6.148	6.148	0.000	99	67783	20.0	18.7	
73 Dichlorobromomethane	83	6.300	6.300	0.000	100	81077	20.0	17.9	
74 2-Nitropropane	41	6.683	6.683	0.000	98	20799	40.0	37.0	
75 2-Chloroethyl vinyl ether	63	6.702	6.702	0.000	99	36832	20.0	18.4	
76 Epichlorohydrin	57	6.817	6.817	0.000	100	84337	400.0	397.7	
77 cis-1,3-Dichloropropene	75	6.878	6.878	0.000	100	124012	20.0	19.2	
78 4-Methyl-2-pentanone (MIBK	43	7.079	7.079	0.000	100	245834	100.0	103.8	
$ 79 Toluene-d8 (Surr)	98	7.152	7.152	0.000	100	762364	50.0	49.0	
80 Toluene	91	7.243	7.243	0.000	100	328118	20.0	19.0	
81 trans-1,3-Dichloropropene	75	7.675	7.675	0.000	100	102534	20.0	18.9	
82 Ethyl methacrylate	69	7.724	7.724	0.000	100	82721	20.0	20.0	

Compound	Sig	RT (min.)	Exp RT (min.)	Dlt RT (min.)	Q	Response	Cal Amt ug/l	OnCol Amt ug/l	Flags
83 1,1,2-Trichloroethane	83	7.918	7.918	0.000	100	48131	20.0	19.0	
84 Tetrachloroethene	166	7.955	7.955	0.000	100	67424	20.0	17.6	
85 1,3-Dichloropropane	76	8.162	8.162	0.000	100	103762	20.0	19.4	
86 2-Hexanone	58	8.259	8.259	0.000	100	96526	100.0	105.4	
87 n-Butyl acetate	43	8.411	8.411	0.000	100	85900	20.0	20.3	
88 Chlorodibromomethane	129	8.435	8.435	0.000	100	44704	20.0	17.0	
89 Ethylene Dibromide	107	8.600	8.600	0.000	100	52932	20.0	19.1	
* 90 Chlorobenzene-d5	117	9.178	9.178	0.000	100	542823	50.0	50.0	
91 Chlorobenzene	112	9.214	9.214	0.000	99	213181	20.0	19.8	
92 Ethylbenzene	106	9.318	9.318	0.000	100	116111	20.0	19.0	
93 1,1,1,2-Tetrachloroethane	131	9.336	9.336	0.000	100	64367	20.0	18.5	
94 m-Xylene & p-Xylene	106	9.464	9.464	0.000	100	144110	20.0	19.2	
96 o-Xylene	106	9.908	9.908	0.000	100	147849	20.0	19.6	
95 n-Butyl acrylate	73	9.920	9.920	0.000	100	52455	20.0	19.7	
97 Styrene	104	9.938	9.938	0.000	100	242472	20.0	20.1	
99 Bromoform	173	10.151	10.151	0.000	100	20773	20.0	18.1	
98 Amyl acetate (mixed isomer	43	10.157	10.157	0.000	100	114084	20.0	20.0	
100 Isopropylbenzene	105	10.279	10.279	0.000	100	367422	20.0	19.4	
$ 101 4-Bromofluorobenzene	174	10.480	10.480	0.000	100	210085	50.0	49.2	
102 Bromobenzene	156	10.601	10.601	0.000	100	85415	20.0	19.5	
103 1,1,2,2-Tetrachloroethane	83	10.668	10.668	0.000	100	63083	20.0	19.3	
104 N-Propylbenzene	91	10.680	10.680	0.000	100	422593	20.0	19.6	
105 1,2,3-Trichloropropane	110	10.705	10.705	0.000	100	19196	20.0	18.9	
106 trans-1,4-Dichloro-2-buten	53	10.729	10.729	0.000	100	13240	20.0	17.1	
107 2-Chlorotoluene	91	10.778	10.778	0.000	100	301447	20.0	19.9	
108 4-Ethyltoluene	105	10.790	10.790	0.000	100	343715	20.0	19.5	
109 1,3,5-Trimethylbenzene	105	10.857	10.857	0.000	100	314026	20.0	19.4	
110 4-Chlorotoluene	91	10.887	10.887	0.000	100	278005	20.0	19.7	
111 Butyl Methacrylate	87	10.960	10.960	0.000	100	111369	20.0	20.3	
112 tert-Butylbenzene	119	11.130	11.130	0.000	100	237780	20.0	18.6	
113 1,2,4-Trimethylbenzene	105	11.185	11.185	0.000	100	330477	20.0	19.9	
114 sec-Butylbenzene	105	11.319	11.319	0.000	100	364864	20.0	19.0	
115 4-Isopropyltoluene	119	11.447	11.447	0.000	100	317130	20.0	19.7	
116 1,3-Dichlorobenzene	146	11.447	11.447	0.000	100	162107	20.0	20.2	
* 117 1,4-Dichlorobenzene-d4	152	11.508	11.508	0.000	100	280355	50.0	50.0	
118 1,4-Dichlorobenzene	146	11.532	11.532	0.000	100	164531	20.0	19.8	
134 1,2,3-Trimethylbenzene	105	11.544	11.544	0.000	100	341033	NC	NC	
119 Benzyl chloride	91	11.654	11.654	0.000	100	132604	20.0	18.4	
120 2,3-Dihydroindene	117	11.708	11.708	0.000	100	318802	20.0	20.1	
121 p-Diethylbenzene	119	11.763	11.763	0.000	100	164519	20.0	18.5	
122 n-Butylbenzene	92	11.781	11.781	0.000	100	159889	20.0	19.5	
123 1,2-Dichlorobenzene	146	11.836	11.836	0.000	100	155421	20.0	19.6	
124 1,2,4,5-Tetramethylbenzene	119	12.378	12.378	0.000	100	330153	20.0	19.4	
125 1,2-Dibromo-3-Chloropropan	155	12.463	12.463	0.000	100	7313	20.0	16.1	
126 1,3,5-Trichlorobenzene	180	12.572	12.572	0.000	100	117596	20.0	19.4	
127 1,2,4-Trichlorobenzene	180	13.041	13.041	0.000	100	108531	20.0	19.2	
128 Hexachlorobutadiene	225	13.120	13.120	0.000	100	33510	20.0	17.6	
129 Naphthalene	128	13.229	13.229	0.000	100	219233	20.0	18.8	
130 1,2,3-Trichlorobenzene	180	13.424	13.424	0.000	100	89677	20.0	19.1	
S 131 1,2-Dichloroethene, Total	100				0		40.0	38.7	
S 132 Xylenes, Total	100				0		40.0	38.9	
S 133 Total BTEX	1				0		100.0	96.1	

QC Flag Legend

Processing Flags

NC - Not Calibrated

Review Flags

a - User Assigned ID

Reagents:

Ethanol mix_00011	Amount Added:	2.00	Units: uL	
MIX 2 Hi_00066	Amount Added:	2.00	Units: uL	
MIX I Hi_00085	Amount Added:	2.00	Units: uL	
GAS Hi_00237	Amount Added:	2.00	Units: uL	
ACROLEIN W_00073	Amount Added:	4.00	Units: uL	
8260SURR250_00166	Amount Added:	1.00	Units: uL	Run Reagent
8260ISNEW_00120	Amount Added:	1.00	Units: uL	Run Reagent

Report Date: 29-Jan-2018 16:44:03 Chrom Revision: 2.2 24-Jan-2018 15:37:30

TestAmerica Edison

Data File: \\ChromNA\Edison\ChromData\CVOAMS11\20180126-66625.b\N62525.D

Injection Date: 26-Jan-2018 12:05:30 Instrument ID: CVOAMS11 Operator ID:

Lims ID: STD20 Worklist Smp#: 5

Client ID:

Purge Vol: 5.000 mL Dil. Factor: 1.0000 ALS Bottle#: 4

Method: 8260W_11 Limit Group: VOA - 8260C DKQP Water and Solid

Column: Rtx-624 (0.25 mm)

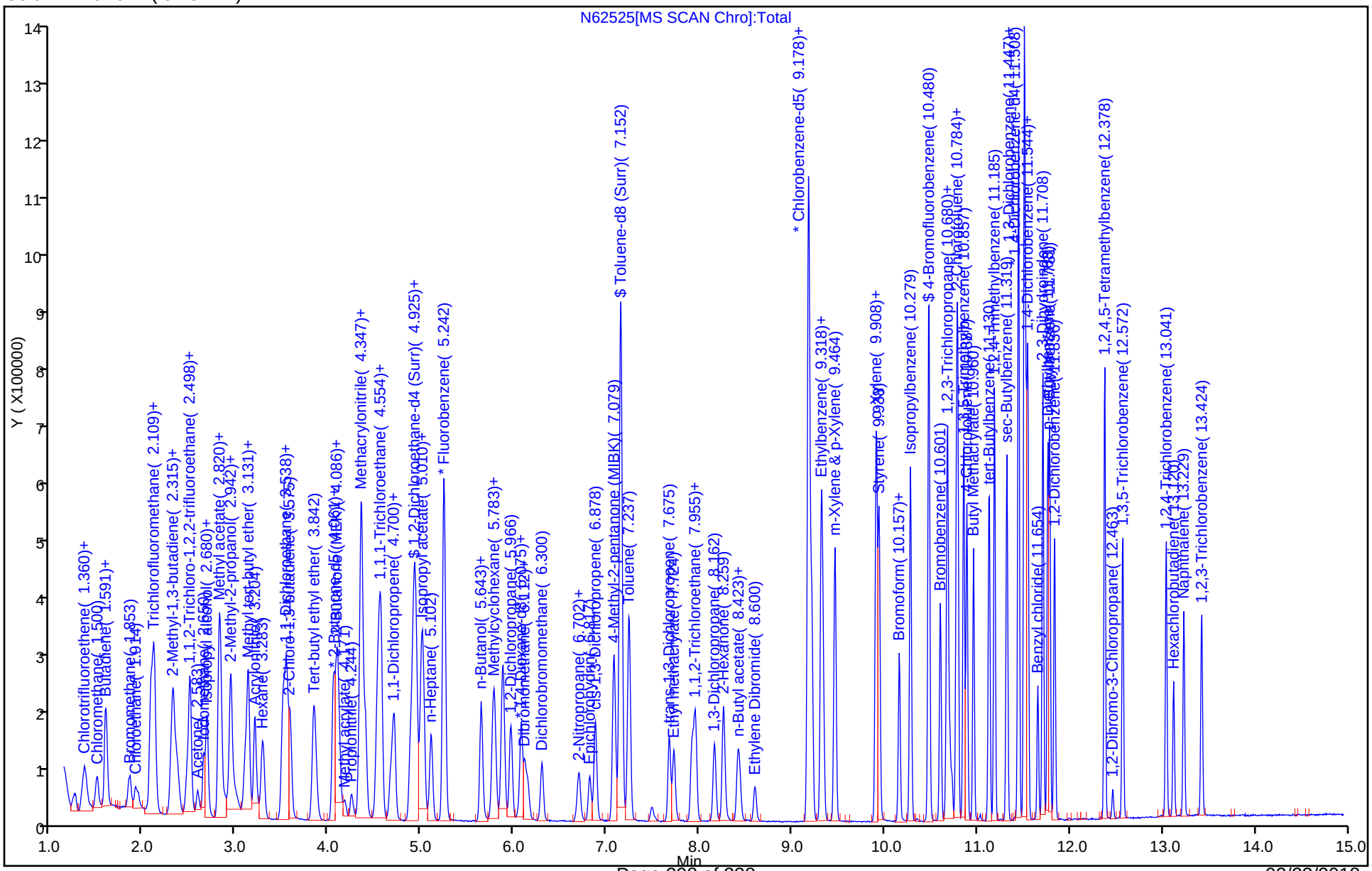

Manual Integration/User Assign Peak Report

TestAmerica Edison

Data File: \\ChromNA\Edison\ChromData\CVOAMS11\20180126-66625.b\N62525.D
Injection Date: 26-Jan-2018 12:05:30 Instrument ID: CVOAMS11
Lims ID: STD20
Client ID:
Operator ID: ALS Bottle#: 4 Worklist Smp#: 5
Purge Vol: 5.000 mL Dil. Factor: 1.0000
Method: 8260W_11 Limit Group: VOA - 8260C DKQP Water and Solid
Column: Rtx-624 (0.25 mm) Detector MS SCAN

25 Acetonitrile, CAS: 75-05-8

Signal: 1

Not Detected
Expected RT: 2.87

Processing Integration Results

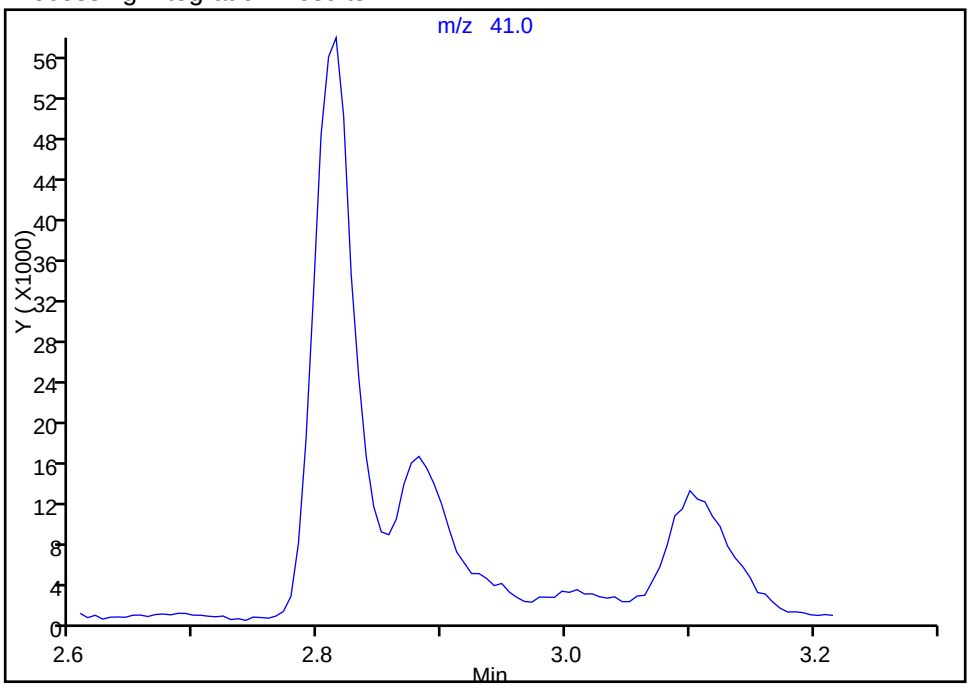

Manual Integration Results

RT: 2.88
Area: 52185
Amount: 192.6342
Amount Units: ug/l

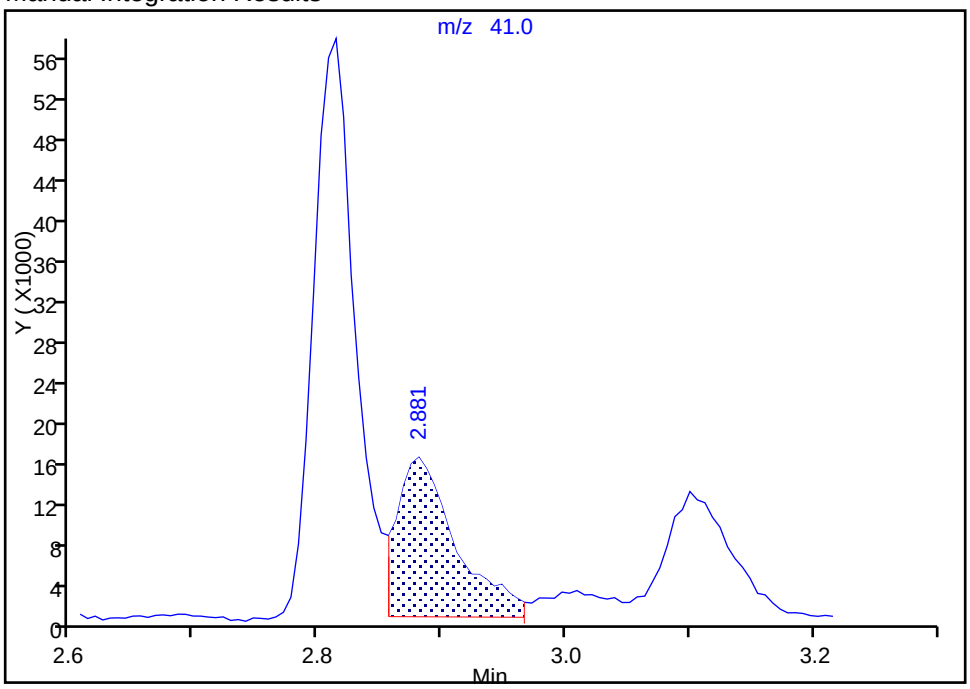

Reviewer: delpolitov, 29-Jan-2018 15:41:11
Audit Action: Assigned Compound ID Audit Reason: User Assigned

Manual Integration/User Assign Peak Report

TestAmerica Edison

Data File: \\ChromNA\Edison\ChromData\CVOAMS11\20180126-66625.b\N62525.D
Injection Date: 26-Jan-2018 12:05:30 Instrument ID: CVOAMS11
Lims ID: STD20
Client ID:
Operator ID: ALS Bottle#: 4 Worklist Smp#: 5
Purge Vol: 5.000 mL Dil. Factor: 1.0000
Method: 8260W_11 Limit Group: VOA - 8260C DKQP Water and Solid
Column: Rtx-624 (0.25 mm) Detector MS SCAN

58 Isobutyl alcohol, CAS: 78-83-1

Signal: 1

Processing Integration Results

RT: 4.80
Area: 517
Amount: 3.603243
Amount Units: ug/l

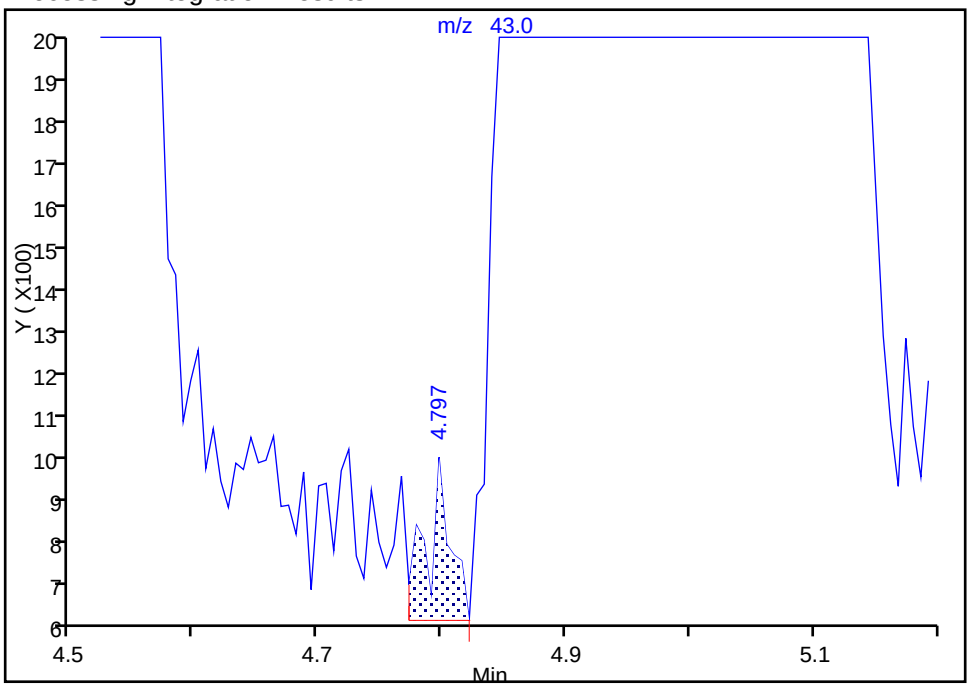

Manual Integration Results

RT: 4.88
Area: 67616
Amount: 477.8656
Amount Units: ug/l

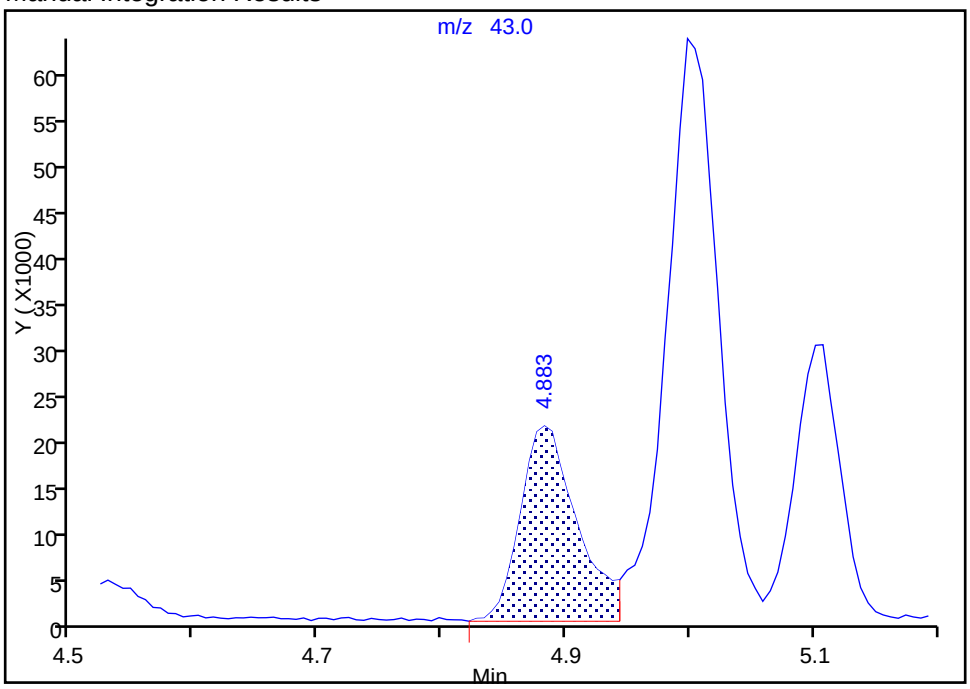

Reviewer: delpolitov, 29-Jan-2018 15:41:51
Audit Action: Assigned Compound ID Audit Reason: User Assigned

Manual Integration/User Assign Peak Report

TestAmerica Edison

Data File: \\ChromNA\Edison\ChromData\CVOAMS11\20180126-66625.b\N62525.D
Injection Date: 26-Jan-2018 12:05:30 Instrument ID: CVOAMS11
Lims ID: STD20
Client ID:
Operator ID: ALS Bottle#: 4 Worklist Smp#: 5
Purge Vol: 5.000 mL Dil. Factor: 1.0000
Method: 8260W_11 Limit Group: VOA - 8260C DKQP Water and Solid
Column: Rtx-624 (0.25 mm) Detector MS SCAN

59 Isopropyl acetate, CAS: 108-21-4

Signal: 1

Processing Integration Results

RT: 5.11
Area: 77029
Amount: 8.068035
Amount Units: ug/l

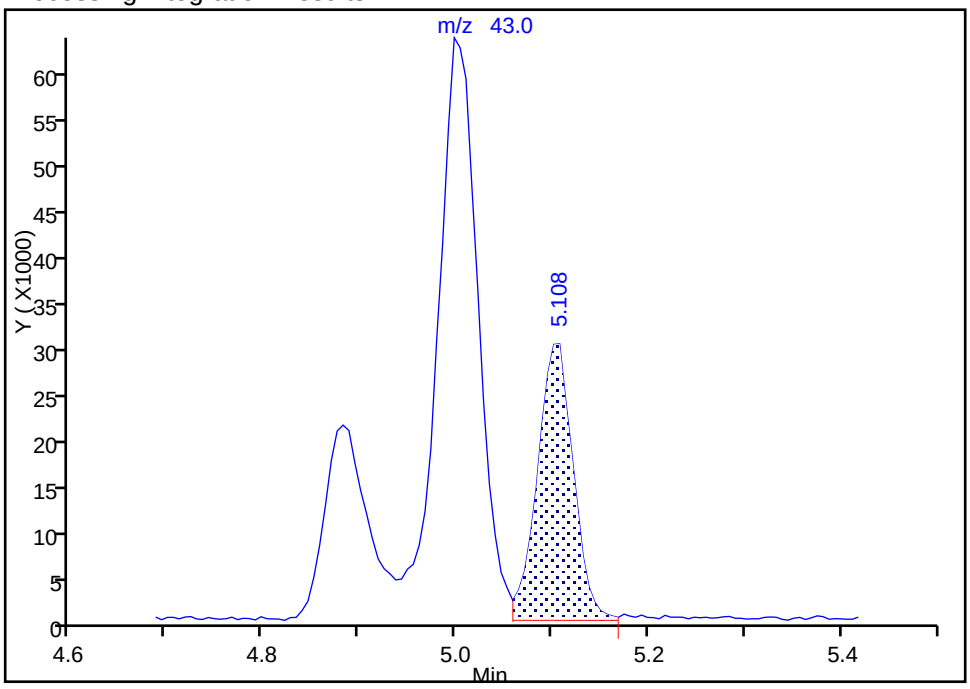

Manual Integration Results

RT: 5.00
Area: 184269
Amount: 20.282999
Amount Units: ug/l

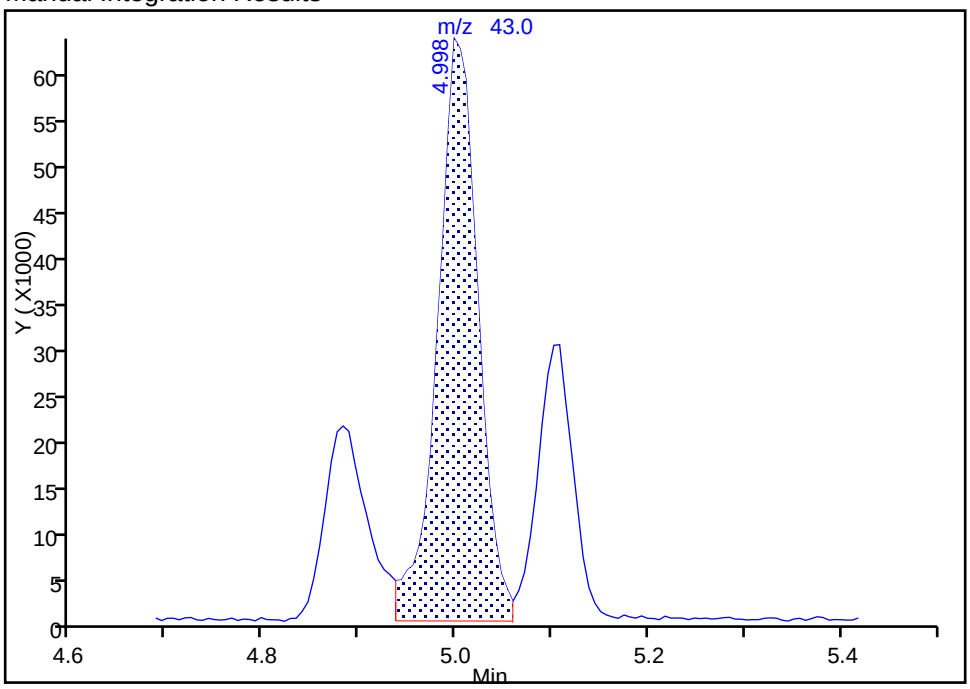

Reviewer: delpolitov, 29-Jan-2018 15:42:01
Audit Action: Assigned Compound ID Audit Reason: User Assigned

Manual Integration/User Assign Peak Report

TestAmerica Edison

Data File: \\ChromNA\Edison\ChromData\CVOAMS11\20180126-66625.b\N62525.D
Injection Date: 26-Jan-2018 12:05:30 Instrument ID: CVOAMS11
Lims ID: STD20
Client ID:
Operator ID: ALS Bottle#: 4 Worklist Smp#: 5
Purge Vol: 5.000 mL Dil. Factor: 1.0000
Method: 8260W_11 Limit Group: VOA - 8260C DKQP Water and Solid
Column: Rtx-624 (0.25 mm) Detector MS SCAN

63 n-Butanol, CAS: 71-36-3

Signal: 1

Processing Integration Results

RT: 5.78
Area: 40301
Amount: 496.1842
Amount Units: ug/l

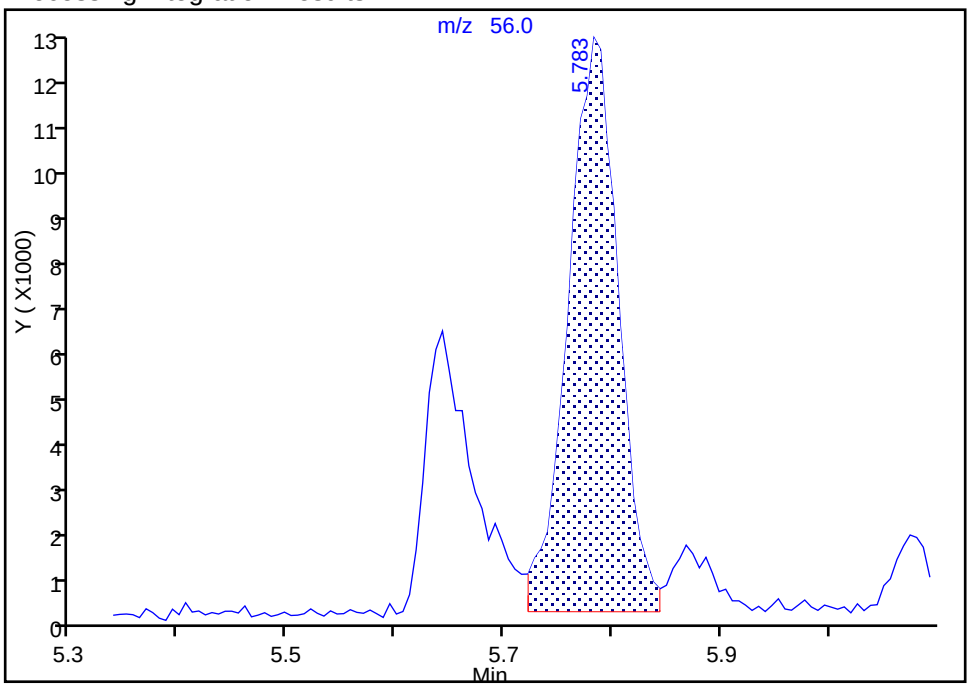

Manual Integration Results

RT: 5.64
Area: 19943
Amount: 446.5603
Amount Units: ug/l

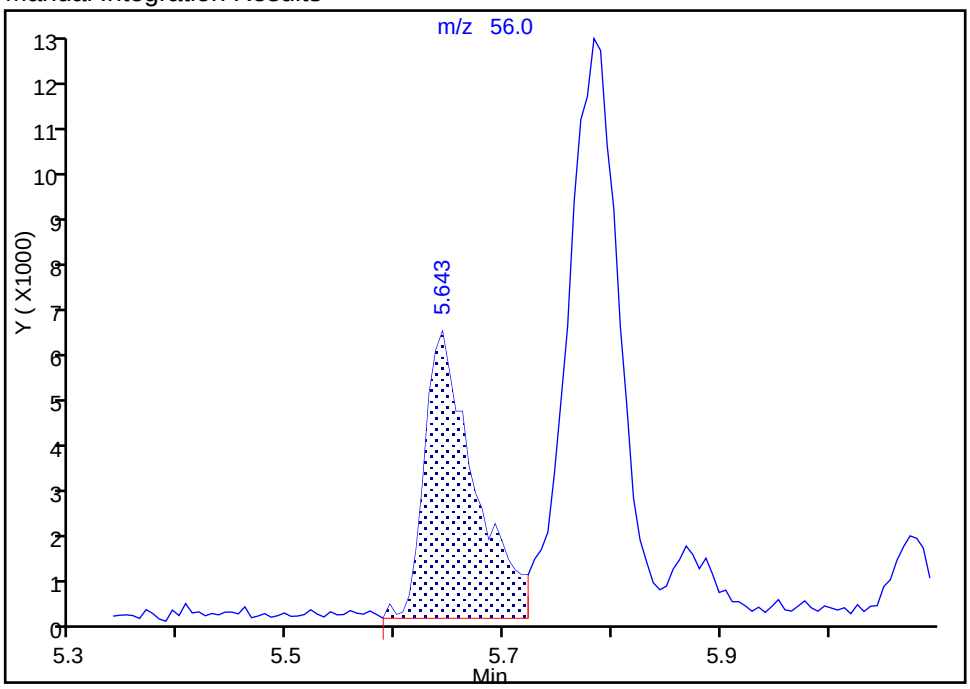

Reviewer: delpolitov, 29-Jan-2018 15:42:08
Audit Action: Assigned Compound ID Audit Reason: User Assigned

TestAmerica Edison
Target Compound Quantitation Report

Data File: \\ChromNA\Edison\ChromData\CVOAMS11\20180126-66625.b\N62526.D
Lims ID: STD50
Client ID:
Sample Type: IC Calib Level: 4
Inject. Date: 26-Jan-2018 12:28:30 ALS Bottle#: 5 Worklist Smp#: 6
Purge Vol: 5.000 mL Dil. Factor: 1.0000
Sample Info: STD50
Misc. Info.: 460-0066625-006
Operator ID: Instrument ID: CVOAMS11
Sublist: chrom-8260W_11*sub1

Method: \\ChromNA\Edison\ChromData\CVOAMS11\20180126-66625.b\8260W_11.m
Limit Group: VOA - 8260C DKQP Water and Solid
Last Update: 29-Jan-2018 16:44:07 Calib Date: 26-Jan-2018 13:15:30
Integrator: RTE ID Type: Deconvolution ID
Quant Method: Internal Standard Quant By: Initial Calibration
Last ICal File: \\ChromNA\Edison\ChromData\CVOAMS11\20180126-66625.b\N62528.D

Column 1 : Rtx-624 (0.25 mm) Det: MS SCAN
Process Host: XAWRK013

First Level Reviewer: martineze Date: 26-Jan-2018 13:38:12

Compound	Sig	RT (min.)	Exp RT (min.)	Dlt RT (min.)	Q	Response	Cal Amt ug/l	OnCol Amt ug/l	Flags
1 Chlorotrifluoroethene	66	1.336	1.342	-0.006	91	47294	50.0	51.3	
2 Dichlorodifluoromethane	85	1.354	1.372	-0.018	100	344201	50.0	51.8	
3 Chloromethane	50	1.488	1.494	-0.006	99	166395	50.0	50.5	
5 Butadiene	54	1.579	1.591	-0.012	97	149346	50.0	49.9	
4 Vinyl chloride	62	1.585	1.591	-0.006	98	190724	50.0	48.8	
6 Bromomethane	94	1.841	1.853	-0.012	99	102969	50.0	49.1	
7 Chloroethane	64	1.914	1.914	0.000	100	94234	50.0	49.6	
8 Dichlorofluoromethane	67	2.072	2.078	-0.006	99	426605	50.0	52.1	
9 Trichlorofluoromethane	101	2.084	2.084	0.000	96	336524	50.0	49.6	
10 Pentane	72	2.109	2.115	-0.006	93	68522	100.0	106.4	
11 Ethanol	46	2.291	2.291	0.000	88	15473	2000.0	1562.6	
12 Ethyl ether	59	2.291	2.297	-0.006	96	158848	50.0	53.1	
13 2-Methyl-1,3-butadiene	53	2.309	2.321	-0.012	94	168723	50.0	51.0	
14 1,2-Dichloro-1,1,2-trifluo	117	2.346	2.352	-0.006	93	185517	50.0	51.7	
16 Acrolein	56	2.461	2.467	-0.006	95	30301	100.0	100.6	
15 1,1,2-Trichloro-1,2,2-trif	101	2.480	2.474	0.006	90	219661	50.0	51.3	
17 1,1-Dichloroethene	96	2.498	2.504	-0.006	97	196531	50.0	51.8	
18 Acetone	43	2.577	2.583	-0.006	99	179190	250.0	223.6	
19 Iodomethane	142	2.644	2.650	-0.006	99	346796	50.0	52.1	
21 Isopropyl alcohol	45	2.668	2.674	-0.006	100	62833	500.0	511.4	
20 Carbon disulfide	76	2.680	2.686	-0.006	100	698630	50.0	53.1	
22 3-Chloro-1-propene	76	2.802	2.808	-0.006	96	127949	50.0	51.6	
24 Methyl acetate	74	2.814	2.826	-0.012	91	109383	250.0	267.4	
23 Cyclopentene	67	2.826	2.832	-0.006	97	466193	50.0	51.2	
25 Acetonitrile	41	2.869	2.869	0.000	88	150935	500.0	497.8	a
* 27 TBA-d9 (IS)	65	2.936	2.936	0.000	75	240295	1000.0	1000.0	
26 Methylene Chloride	84	2.936	2.942	-0.006	86	216114	50.0	50.6	
28 2-Methyl-2-propanol	59	3.003	3.009	-0.006	62	138614	500.0	477.3	
29 Methyl tert-butyl ether	73	3.100	3.100	0.000	99	593449	50.0	52.3	
30 trans-1,2-Dichloroethene	96	3.125	3.131	-0.007	82	210521	50.0	51.7	

Compound	Sig	RT (min.)	Exp RT (min.)	Dlt RT (min.)	Q	Response	Cal Amt ug/l	OnCol Amt ug/l	Flags
31 Acrylonitrile	53	3.191	3.204	-0.013	100	454661	500.0	553.3	
32 Hexane	57	3.283	3.283	0.000	99	255183	50.0	50.1	
33 Isopropyl ether	45	3.502	3.508	-0.006	99	675029	50.0	51.8	
34 1,1-Dichloroethane	63	3.532	3.538	-0.006	100	366903	50.0	51.9	
35 Vinyl acetate	86	3.544	3.550	-0.006	100	68839	100.0	106.4	
36 2-Chloro-1,3-butadiene	88	3.581	3.587	-0.006	98	178608	50.0	49.8	
37 Tert-butyl ethyl ether	59	3.836	3.842	-0.006	100	669652	50.0	51.1	
* 39 2-Butanone-d5	46	4.043	4.043	0.000	85	218091	250.0	250.0	
38 2,2-Dichloropropane	79	4.061	4.067	-0.006	89	117701	50.0	48.9	
40 cis-1,2-Dichloroethene	96	4.086	4.092	-0.006	97	233513	50.0	52.7	
41 2-Butanone (MEK)	72	4.104	4.110	-0.006	98	77046	250.0	248.1	
42 Ethyl acetate	70	4.116	4.110	0.006	90	33131	100.0	105.5	
43 Methyl acrylate	55	4.165	4.171	-0.006	95	109458	50.0	49.2	
44 Propionitrile	54	4.238	4.244	-0.006	98	162416	500.0	529.3	
46 Chlorobromomethane	128	4.323	4.329	-0.006	94	97708	50.0	50.8	
45 Tetrahydrofuran	72	4.329	4.341	-0.012	93	33077	100.0	99.8	
47 Methacrylonitrile	67	4.347	4.353	-0.006	100	565146	500.0	533.7	
48 Chloroform	83	4.390	4.396	-0.006	99	349590	50.0	50.4	
49 Cyclohexane	84	4.524	4.530	-0.006	96	344053	50.0	51.8	
50 1,1,1-Trichloroethane	97	4.542	4.542	0.000	87	328863	50.0	50.9	
$ 51 Dibromofluoromethane (Surr	113	4.560	4.566	-0.006	93	177566	50.0	50.6	
52 Carbon tetrachloride	117	4.670	4.676	-0.006	96	239683	50.0	50.5	
53 1,1-Dichloropropene	75	4.700	4.706	-0.006	98	279038	50.0	51.2	
58 Isobutyl alcohol	43	4.877	4.883	-0.006	96	199543	1250.0	1260.0	a
54 Isooctane	57	4.889	4.895	-0.006	93	486533	50.0	48.9	
55 Benzene	78	4.913	4.919	-0.006	93	844495	50.0	51.0	
$ 56 1,2-Dichloroethane-d4 (Sur	65	4.937	4.937	0.000	79	203557	50.0	50.4	
59 Isopropyl acetate	43	4.998	4.998	0.000	99	488614	50.0	53.3	
57 Tert-amyl methyl ether	73	4.998	5.004	-0.006	94	691899	50.0	52.2	
60 1,2-Dichloroethane	62	5.023	5.023	0.000	94	245276	50.0	50.2	
61 n-Heptane	57	5.102	5.108	-0.006	99	119747	50.0	52.4	
* 62 Fluorobenzene	96	5.242	5.242	0.000	100	649490	50.0	50.0	
63 n-Butanol	56	5.637	5.643	-0.006	44	63379	1250.0	1267.9	a
64 Trichloroethene	95	5.643	5.643	0.000	98	204479	50.0	51.6	
65 Methylcyclohexane	83	5.777	5.777	0.000	94	361774	50.0	52.7	
66 Ethyl acrylate	55	5.789	5.789	0.000	97	450794	50.0	55.3	
67 1,2-Dichloropropane	63	5.959	5.966	-0.007	98	208292	50.0	51.5	
* 68 1,4-Dioxane-d8	96	6.039	6.051	-0.012	81	25466	1000.0	1000.0	
69 Methyl methacrylate	100	6.075	6.075	0.000	98	85996	100.0	107.8	
70 1,4-Dioxane	88	6.105	6.105	0.000	36	25683	1000.0	1096.8	
71 Dibromomethane	93	6.112	6.112	0.000	91	102139	50.0	50.3	
72 n-Propyl acetate	43	6.142	6.148	-0.006	96	184704	50.0	50.6	
73 Dichlorobromomethane	83	6.300	6.300	0.000	99	228360	50.0	50.0	
74 2-Nitropropane	41	6.683	6.683	0.000	92	59564	100.0	94.6	
75 2-Chloroethyl vinyl ether	63	6.696	6.702	-0.006	92	102513	50.0	50.9	
76 Epichlorohydrin	57	6.811	6.817	-0.006	99	239699	1000.0	1048.4	
77 cis-1,3-Dichloropropene	75	6.878	6.878	0.000	99	337734	50.0	51.4	
78 4-Methyl-2-pentanone (MIBK	43	7.073	7.079	-0.006	99	664361	250.0	260.1	
$ 79 Toluene-d8 (Surr)	98	7.152	7.152	0.000	100	783089	50.0	49.4	
80 Toluene	91	7.237	7.243	-0.006	100	893455	50.0	50.7	
81 trans-1,3-Dichloropropene	75	7.675	7.675	0.000	100	282558	50.0	51.2	
82 Ethyl methacrylate	69	7.724	7.724	0.000	98	223719	50.0	53.5	

Compound	Sig	RT (min.)	Exp RT (min.)	Dlt RT (min.)	Q	Response	Cal Amt ug/l	OnCol Amt ug/l	Flags
83 1,1,2-Trichloroethane	83	7.918	7.918	0.000	98	130509	50.0	50.4	
84 Tetrachloroethene	166	7.955	7.955	0.000	96	194238	50.0	49.6	
85 1,3-Dichloropropane	76	8.162	8.162	0.000	100	279338	50.0	51.2	
86 2-Hexanone	58	8.259	8.259	0.000	100	259609	250.0	262.9	
87 n-Butyl acetate	43	8.411	8.411	0.000	98	229617	50.0	53.3	
88 Chlorodibromomethane	129	8.435	8.435	0.000	91	133908	50.0	49.9	
89 Ethylene Dibromide	107	8.600	8.600	0.000	98	143794	50.0	50.8	
* 90 Chlorobenzene-d5	117	9.178	9.178	0.000	95	553194	50.0	50.0	
91 Chlorobenzene	112	9.214	9.214	0.000	97	557005	50.0	50.7	
92 Ethylbenzene	106	9.318	9.318	0.000	100	314966	50.0	50.7	
93 1,1,1,2-Tetrachloroethane	131	9.336	9.336	0.000	95	179019	50.0	50.4	
94 m-Xylene & p-Xylene	106	9.464	9.464	0.000	100	387805	50.0	50.8	
96 o-Xylene	106	9.908	9.908	0.000	100	395281	50.0	51.5	
95 n-Butyl acrylate	73	9.920	9.920	0.000	98	140829	50.0	51.9	
97 Styrene	104	9.938	9.938	0.000	100	636263	50.0	51.8	
99 Bromoform	173	10.151	10.151	0.000	99	62285	50.0	51.9	
98 Amyl acetate (mixed isomer	43	10.157	10.157	0.000	99	297730	50.0	52.0	
100 Isopropylbenzene	105	10.279	10.279	0.000	100	992815	50.0	51.4	
$ 101 4-Bromofluorobenzene	174	10.480	10.480	0.000	99	213522	50.0	49.1	
102 Bromobenzene	156	10.601	10.601	0.000	99	222884	50.0	50.8	
103 1,1,2,2-Tetrachloroethane	83	10.668	10.668	0.000	93	176656	50.0	54.0	
104 N-Propylbenzene	91	10.680	10.680	0.000	100	1130669	50.0	52.3	
105 1,2,3-Trichloropropane	110	10.705	10.705	0.000	94	51814	50.0	50.8	
106 trans-1,4-Dichloro-2-buten	53	10.729	10.729	0.000	76	40704	50.0	52.6	
107 2-Chlorotoluene	91	10.778	10.778	0.000	100	790416	50.0	52.2	
108 4-Ethyltoluene	105	10.790	10.790	0.000	100	903932	50.0	51.1	
109 1,3,5-Trimethylbenzene	105	10.857	10.857	0.000	100	833599	50.0	51.5	
110 4-Chlorotoluene	91	10.887	10.887	0.000	100	727052	50.0	51.4	
111 Butyl Methacrylate	87	10.960	10.960	0.000	100	291683	50.0	53.0	
112 tert-Butylbenzene	119	11.130	11.130	0.000	99	651740	50.0	51.0	
113 1,2,4-Trimethylbenzene	105	11.185	11.185	0.000	100	864853	50.0	51.9	
114 sec-Butylbenzene	105	11.319	11.319	0.000	100	983634	50.0	51.0	
116 1,3-Dichlorobenzene	146	11.447	11.447	0.000	99	424690	50.0	52.8	
115 4-Isopropyltoluene	119	11.447	11.447	0.000	100	837481	50.0	52.0	
* 117 1,4-Dichlorobenzene-d4	152	11.508	11.508	0.000	99	280853	50.0	50.0	
118 1,4-Dichlorobenzene	146	11.526	11.532	-0.006	88	423926	50.0	51.0	
134 1,2,3-Trimethylbenzene	105	11.544	11.544	0.000	99	877874	NC	NC	
119 Benzyl chloride	91	11.654	11.654	0.000	100	375469	50.0	52.1	
120 2,3-Dihydroindene	117	11.708	11.708	0.000	100	826410	50.0	51.9	
121 p-Diethylbenzene	119	11.763	11.763	0.000	99	442120	50.0	49.7	
122 n-Butylbenzene	92	11.781	11.781	0.000	100	419027	50.0	51.0	
123 1,2-Dichlorobenzene	146	11.836	11.836	0.000	99	398785	50.0	50.1	
124 1,2,4,5-Tetramethylbenzene	119	12.378	12.378	0.000	100	854920	50.0	50.1	
125 1,2-Dibromo-3-Chloropropan	155	12.463	12.463	0.000	96	21310	50.0	46.7	
126 1,3,5-Trichlorobenzene	180	12.572	12.572	0.000	100	302746	50.0	49.7	
127 1,2,4-Trichlorobenzene	180	13.041	13.041	0.000	100	287871	50.0	50.9	
128 Hexachlorobutadiene	225	13.120	13.120	0.000	98	90949	50.0	47.6	
129 Naphthalene	128	13.229	13.229	0.000	100	608076	50.0	52.1	
130 1,2,3-Trichlorobenzene	180	13.424	13.424	0.000	99	238166	50.0	50.6	
S 131 1,2-Dichloroethene, Total	100				0		100.0	104.4	
S 132 Xylenes, Total	100				0		100.0	102.3	
S 133 Total BTEX	1				0		250.0	254.6	

QC Flag Legend

Processing Flags

NC - Not Calibrated

Review Flags

a - User Assigned ID

Reagents:

Ethanol mix_00011	Amount Added:	5.00	Units: uL	
MIX 2 Hi_00066	Amount Added:	5.00	Units: uL	
MIX I Hi_00085	Amount Added:	5.00	Units: uL	
GAS Hi_00237	Amount Added:	5.00	Units: uL	
ACROLEIN W_00073	Amount Added:	10.00	Units: uL	
8260SURR250_00166	Amount Added:	1.00	Units: uL	Run Reagent
8260ISNEW_00120	Amount Added:	1.00	Units: uL	Run Reagent

Report Date: 29-Jan-2018 16:44:13 Chrom Revision: 2.2 24-Jan-2018 15:37:30

TestAmerica Edison

Data File: \\ChromNA\Edison\ChromData\CVOAMS11\20180126-66625.b\N62526.D

Injection Date: 26-Jan-2018 12:28:30 Instrument ID: CVOAMS11 Operator ID:

Lims ID: STD50 Worklist Smp#: 6

Client ID:

Purge Vol: 5.000 mL Dil. Factor: 1.0000 ALS Bottle#: 5

Method: 8260W_11 Limit Group: VOA - 8260C DKQP Water and Solid

Column: Rtx-624 (0.25 mm)

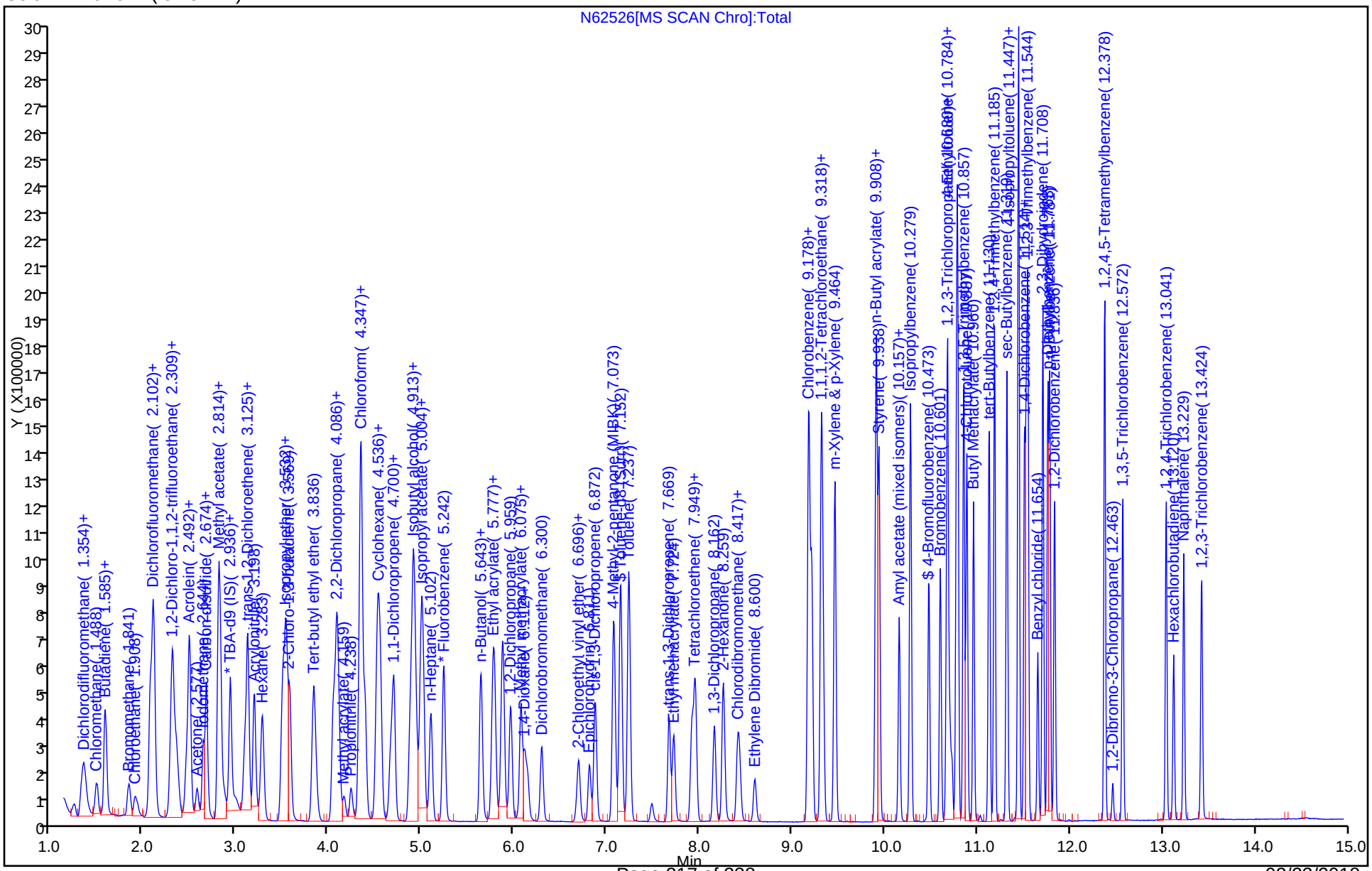

Manual Integration/User Assign Peak Report

TestAmerica Edison

Data File: \\ChromNA\Edison\ChromData\CVOAMS11\20180126-66625.b\N62526.D
Injection Date: 26-Jan-2018 12:28:30 Instrument ID: CVOAMS11
Lims ID: STD50
Client ID:
Operator ID: ALS Bottle#: 5 Worklist Smp#: 6
Purge Vol: 5.000 mL Dil. Factor: 1.0000
Method: 8260W_11 Limit Group: VOA - 8260C DKQP Water and Solid
Column: Rtx-624 (0.25 mm) Detector MS SCAN

25 Acetonitrile, CAS: 75-05-8

Signal: 1

Not Detected
Expected RT: 2.87

Processing Integration Results

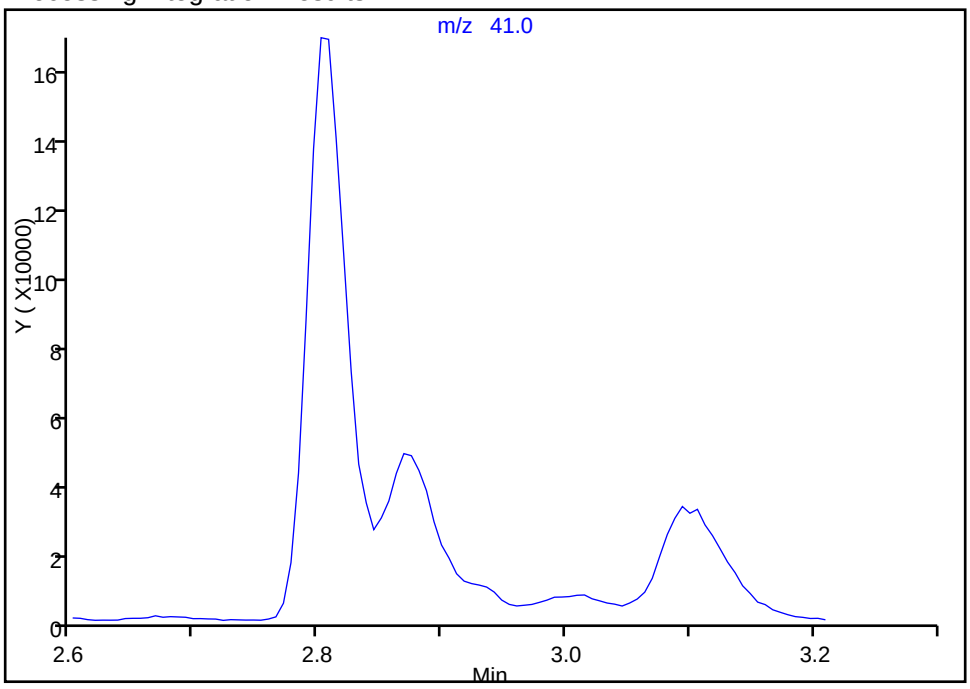

Manual Integration Results

RT: 2.87
Area: 150935
Amount: 497.7838
Amount Units: ug/l

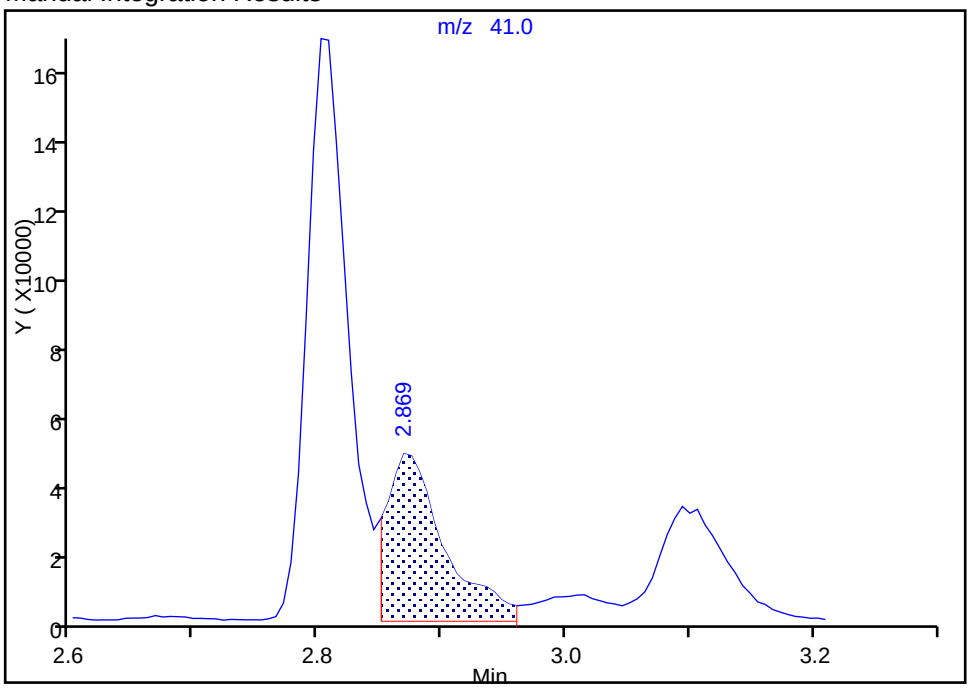

Reviewer: delpolitov, 29-Jan-2018 15:59:23
Audit Action: Assigned Compound ID Audit Reason: User Assigned

Manual Integration/User Assign Peak Report

TestAmerica Edison

Data File: \\ChromNA\Edison\ChromData\CVOAMS11\20180126-66625.b\N62526.D
Injection Date: 26-Jan-2018 12:28:30 Instrument ID: CVOAMS11
Lims ID: STD50
Client ID:
Operator ID: ALS Bottle#: 5 Worklist Smp#: 6
Purge Vol: 5.000 mL Dil. Factor: 1.0000
Method: 8260W_11 Limit Group: VOA - 8260C DKQP Water and Solid
Column: Rtx-624 (0.25 mm) Detector MS SCAN

58 Isobutyl alcohol, CAS: 78-83-1

Signal: 1

Processing Integration Results

RT: 4.77
Area: 517
Amount: 5.480832
Amount Units: ug/l

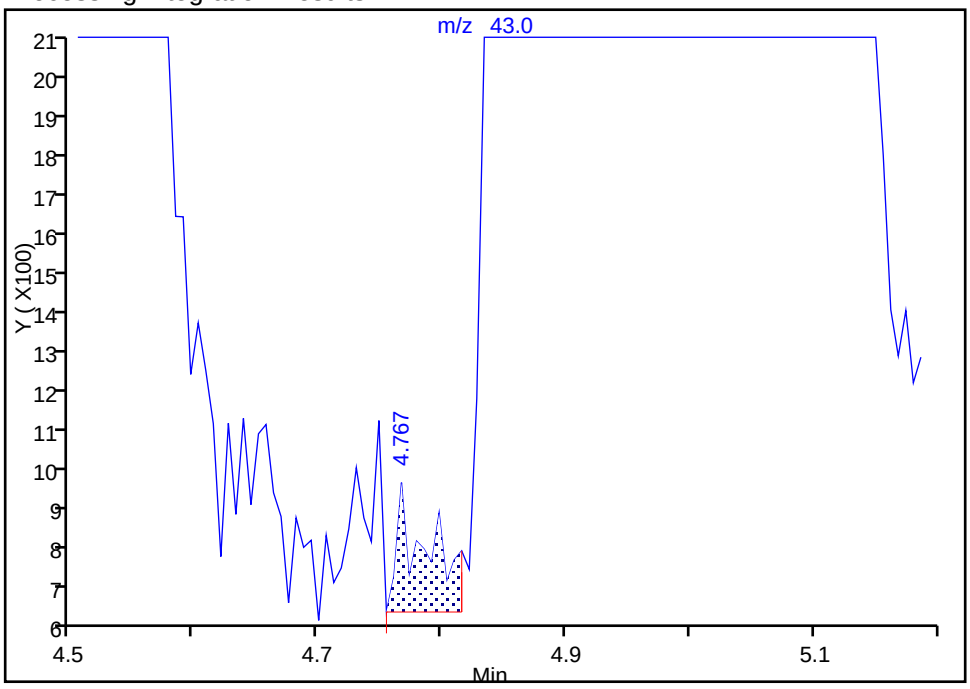

Manual Integration Results

RT: 4.88
Area: 199543
Amount: 1259.9572
Amount Units: ug/l

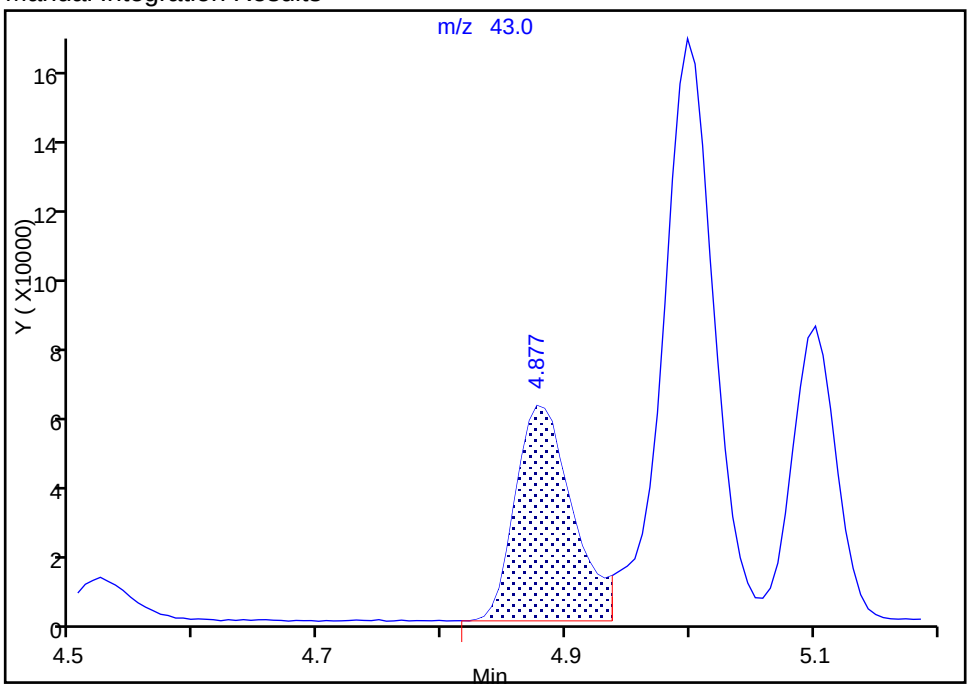

Reviewer: delpolitov, 29-Jan-2018 15:59:34
Audit Action: Assigned Compound ID Audit Reason: User Assigned

Manual Integration/User Assign Peak Report

TestAmerica Edison

Data File: \\ChromNA\Edison\ChromData\CVOAMS11\20180126-66625.b\N62526.D
Injection Date: 26-Jan-2018 12:28:30 Instrument ID: CVOAMS11
Lims ID: STD50
Client ID:
Operator ID: ALS Bottle#: 5 Worklist Smp#: 6
Purge Vol: 5.000 mL Dil. Factor: 1.0000
Method: 8260W_11 Limit Group: VOA - 8260C DKQP Water and Solid
Column: Rtx-624 (0.25 mm) Detector MS SCAN

63 n-Butanol, CAS: 71-36-3

Signal: 1

Processing Integration Results

RT: 5.78
Area: 118309
Amount: 1319.2540
Amount Units: ug/l

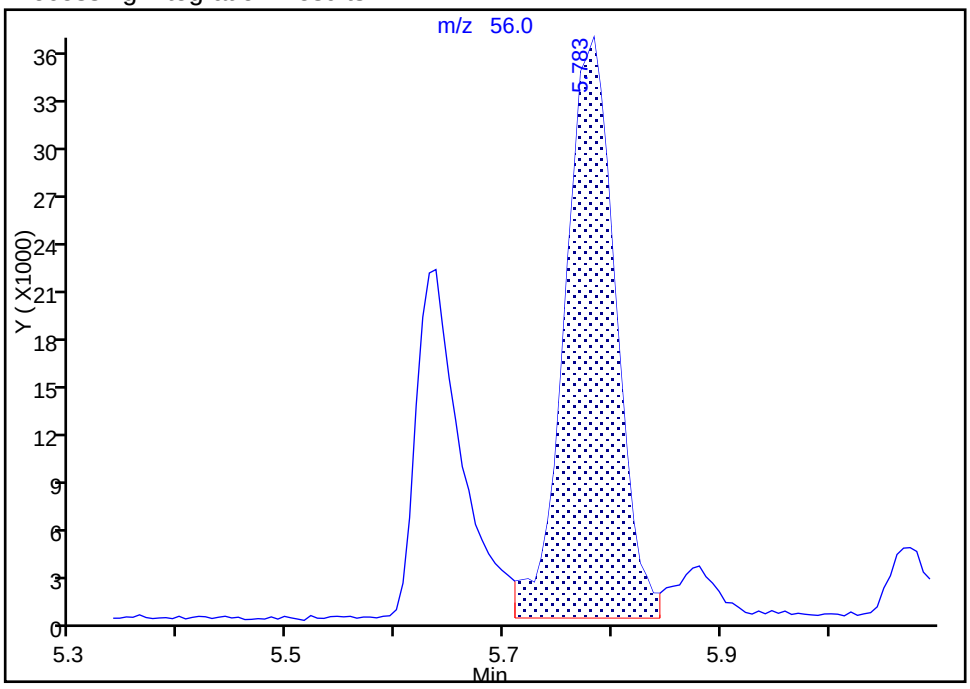

Manual Integration Results

RT: 5.64
Area: 63379
Amount: 1267.9380
Amount Units: ug/l

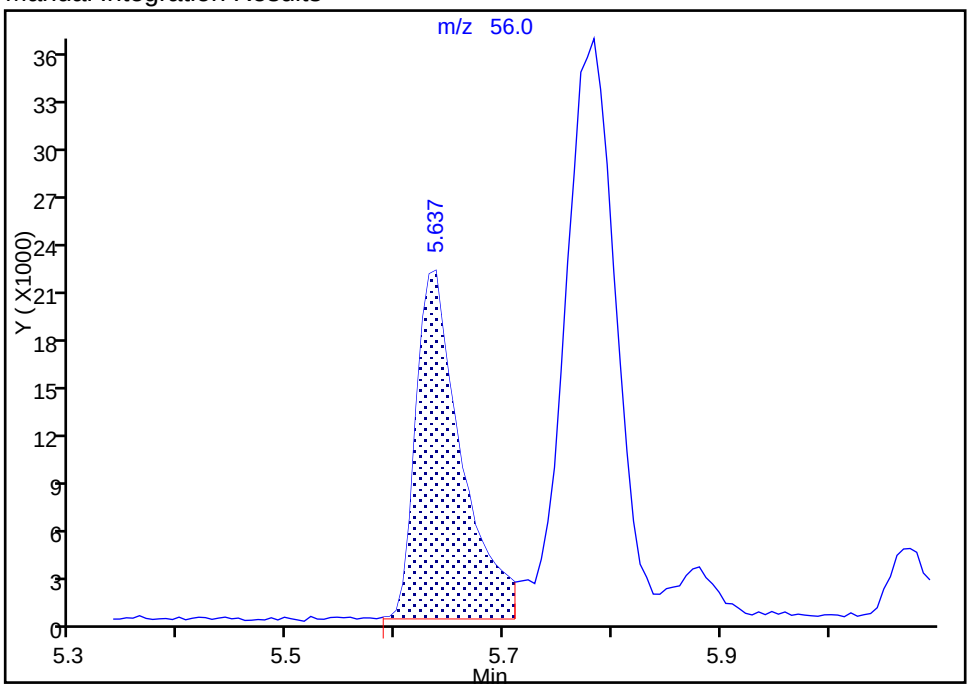

Reviewer: delpolitov, 29-Jan-2018 15:59:39
Audit Action: Assigned Compound ID Audit Reason: User Assigned

TestAmerica Edison
Target Compound Quantitation Report

Data File: \\ChromNA\Edison\ChromData\CVOAMS11\20180126-66625.b\N62527.D
Lims ID: STD200
Client ID:
Sample Type: IC Calib Level: 5
Inject. Date: 26-Jan-2018 12:51:30 ALS Bottle#: 6 Worklist Smp#: 7
Purge Vol: 5.000 mL Dil. Factor: 1.0000
Sample Info: STD200
Misc. Info.: 460-0066625-007
Operator ID: Instrument ID: CVOAMS11
Sublist: chrom-8260W_11*sub1

Method: \\ChromNA\Edison\ChromData\CVOAMS11\20180126-66625.b\8260W_11.m
Limit Group: VOA - 8260C DKQP Water and Solid
Last Update: 29-Jan-2018 16:44:16 Calib Date: 26-Jan-2018 13:15:30
Integrator: RTE ID Type: Deconvolution ID
Quant Method: Internal Standard Quant By: Initial Calibration
Last ICal File: \\ChromNA\Edison\ChromData\CVOAMS11\20180126-66625.b\N62528.D

Column 1 : Rtx-624 (0.25 mm) Det: MS SCAN
Process Host: XAWRK013

First Level Reviewer: martineze Date: 26-Jan-2018 13:39:55

Compound	Sig	RT (min.)	Exp RT (min.)	Dlt RT (min.)	Q	Response	Cal Amt ug/l	OnCol Amt ug/l	Flags
1 Chlorotrifluoroethene	66	1.330	1.342	-0.012	85	194049	200.0	206.3	
2 Dichlorodifluoromethane	85	1.354	1.372	-0.018	100	1477655	200.0	217.8	
3 Chloromethane	50	1.500	1.494	0.006	99	699543	200.0	207.7	
4 Vinyl chloride	62	1.585	1.591	-0.006	96	790465	200.0	198.2	
5 Butadiene	54	1.579	1.591	-0.012	96	609518	200.0	199.4	
6 Bromomethane	94	1.841	1.853	-0.012	97	422241	200.0	197.1	
7 Chloroethane	64	1.908	1.914	-0.006	100	366537	200.0	188.9	
8 Dichlorofluoromethane	67	2.072	2.078	-0.006	99	1675592	200.0	200.5	
9 Trichlorofluoromethane	101	2.084	2.084	0.000	95	1384320	200.0	199.7	
10 Pentane	72	2.108	2.115	-0.007	96	285297	400.0	428.2	
11 Ethanol	46	2.267	2.291	-0.025	70	93386	8000.0	9049.7	a
12 Ethyl ether	59	2.285	2.297	-0.012	92	620308	200.0	203.0	
13 2-Methyl-1,3-butadiene	53	2.309	2.321	-0.012	95	702860	200.0	208.0	
14 1,2-Dichloro-1,1,2-trifluo	117	2.346	2.352	-0.006	92	728854	200.0	198.8	
16 Acrolein	56	2.461	2.467	-0.006	91	57837	200.0	184.3	
15 1,1,2-Trichloro-1,2,2-trif	101	2.473	2.474	-0.001	88	862820	200.0	197.5	
17 1,1-Dichloroethene	96	2.492	2.504	-0.012	97	781205	200.0	201.6	
18 Acetone	43	2.577	2.583	-0.006	99	807836	1000.0	1011.1	
19 Iodomethane	142	2.644	2.650	-0.006	100	1370733	200.0	201.6	
21 Isopropyl alcohol	45	2.668	2.674	-0.006	97	253132	2000.0	1977.1	
20 Carbon disulfide	76	2.680	2.686	-0.006	100	2780557	200.0	207.2	
22 3-Chloro-1-propene	76	2.802	2.808	-0.006	93	506022	200.0	199.7	
24 Methyl acetate	74	2.814	2.826	-0.012	90	423002	1000.0	992.3	
23 Cyclopentene	67	2.826	2.832	-0.006	92	1954738	200.0	210.1	
25 Acetonitrile	41	2.863	2.869	-0.006	88	551169	2000.0	1744.2	a
* 27 TBA-d9 (IS)	65	2.942	2.936	0.006	70	250425	1000.0	1000.0	
26 Methylene Chloride	84	2.936	2.942	-0.006	79	864001	200.0	198.2	
28 2-Methyl-2-propanol	59	2.997	3.009	-0.012	56	552860	2000.0	1826.6	
29 Methyl tert-butyl ether	73	3.094	3.100	-0.006	99	2336137	200.0	201.8	
30 trans-1,2-Dichloroethene	96	3.124	3.131	-0.007	95	835411	200.0	201.0	

Compound	Sig	RT (min.)	Exp RT (min.)	Dlt RT (min.)	Q	Response	Cal Amt ug/l	OnCol Amt ug/l	Flags
31 Acrylonitrile	53	3.191	3.204	-0.013	100	1832908	2000.0	2140.2	
32 Hexane	57	3.276	3.283	-0.007	99	1021400	200.0	196.3	
33 Isopropyl ether	45	3.501	3.508	-0.007	99	2698746	200.0	202.6	
34 1,1-Dichloroethane	63	3.532	3.538	-0.006	96	1438641	200.0	199.3	
35 Vinyl acetate	86	3.544	3.550	-0.006	99	267025	400.0	406.2	
36 2-Chloro-1,3-butadiene	88	3.574	3.587	-0.013	99	741129	200.0	202.2	
37 Tert-butyl ethyl ether	59	3.842	3.842	0.000	100	2698185	200.0	201.7	
* 39 2-Butanone-d5	46	4.043	4.043	0.000	76	221635	250.0	250.0	
38 2,2-Dichloropropane	79	4.055	4.067	-0.012	80	480586	200.0	195.4	
40 cis-1,2-Dichloroethene	96	4.085	4.092	-0.007	96	931590	200.0	206.0	
42 Ethyl acetate	70	4.110	4.110	0.000	95	132025	400.0	413.8	
41 2-Butanone (MEK)	72	4.098	4.110	-0.012	90	319286	1000.0	1011.9	
43 Methyl acrylate	55	4.165	4.171	-0.006	95	458197	200.0	201.9	
44 Propionitrile	54	4.238	4.244	-0.006	98	675307	2000.0	2111.9	
46 Chlorobromomethane	128	4.323	4.329	-0.006	97	386451	200.0	196.6	
45 Tetrahydrofuran	72	4.323	4.341	-0.018	94	126767	400.0	376.3	
47 Methacrylonitrile	67	4.347	4.353	-0.006	99	2185623	2000.0	2021.4	
48 Chloroform	83	4.390	4.396	-0.006	99	1402111	200.0	197.8	
49 Cyclohexane	84	4.524	4.530	-0.006	96	1387217	200.0	204.6	
50 1,1,1-Trichloroethane	97	4.542	4.542	0.000	80	1371734	200.0	208.1	
$ 51 Dibromofluoromethane (Surr	113	4.560	4.566	-0.006	94	177642	50.0	49.6	
52 Carbon tetrachloride	117	4.670	4.676	-0.006	96	1074798	200.0	221.8	
53 1,1-Dichloropropene	75	4.700	4.706	-0.006	96	1153173	200.0	207.1	
58 Isobutyl alcohol	43	4.876	4.883	-0.007	96	856955	5000.0	5192.1	a
54 Isooctane	57	4.889	4.895	-0.006	86	2175067	200.0	214.3	
55 Benzene	78	4.913	4.919	-0.006	95	3368958	200.0	203.3	
$ 56 1,2-Dichloroethane-d4 (Sur	65	4.937	4.937	0.000	78	206116	50.0	50.0	
59 Isopropyl acetate	43	4.998	4.998	0.000	98	1882820	200.0	201.3	
57 Tert-amyl methyl ether	73	4.998	5.004	-0.006	95	2778210	200.0	205.5	
60 1,2-Dichloroethane	62	5.022	5.023	-0.001	95	976087	200.0	195.8	
61 n-Heptane	57	5.101	5.108	-0.007	99	475182	200.0	203.6	
* 62 Fluorobenzene	96	5.241	5.242	-0.001	100	663116	50.0	50.0	
64 Trichloroethene	95	5.643	5.643	0.000	97	850455	200.0	210.3	
63 n-Butanol	56	5.625	5.643	-0.018	42	300280	5000.0	5764.3	a
65 Methylcyclohexane	83	5.777	5.777	0.000	92	1475226	200.0	210.6	
66 Ethyl acrylate	55	5.789	5.789	0.000	97	1809762	200.0	217.6	
67 1,2-Dichloropropane	63	5.959	5.966	-0.007	98	840900	200.0	203.5	
* 68 1,4-Dioxane-d8	96	6.044	6.051	-0.007	81	30080	1000.0	1000.0	
69 Methyl methacrylate	100	6.075	6.075	0.000	99	345359	400.0	424.0	
70 1,4-Dioxane	88	6.105	6.105	0.000	37	105065	4000.0	3798.5	
71 Dibromomethane	93	6.111	6.112	-0.001	92	412866	200.0	199.3	
72 n-Propyl acetate	43	6.142	6.148	-0.006	96	759445	200.0	203.9	
73 Dichlorobromomethane	83	6.300	6.300	0.000	99	1031561	200.0	221.2	
74 2-Nitropropane	41	6.677	6.683	-0.006	88	266789	400.0	406.4	
75 2-Chloroethyl vinyl ether	63	6.695	6.702	-0.007	95	421576	200.0	205.1	
76 Epichlorohydrin	57	6.811	6.817	-0.006	100	994232	4000.0	4279.3	
77 cis-1,3-Dichloropropene	75	6.872	6.878	-0.006	99	1403308	200.0	213.3	
78 4-Methyl-2-pentanone (MIBK	43	7.073	7.079	-0.006	99	2612827	1000.0	1006.7	
$ 79 Toluene-d8 (Surr)	98	7.152	7.152	0.000	100	787721	50.0	49.7	
80 Toluene	91	7.237	7.243	-0.006	100	3575492	200.0	202.7	
81 trans-1,3-Dichloropropene	75	7.669	7.675	-0.006	99	1179760	200.0	213.5	
82 Ethyl methacrylate	69	7.723	7.724	-0.001	98	905971	200.0	212.3	

Compound	Sig	RT (min.)	Exp RT (min.)	Dlt RT (min.)	Q	Response	Cal Amt ug/l	OnCol Amt ug/l	Flags
83 1,1,2-Trichloroethane	83	7.918	7.918	0.000	98	528528	200.0	204.1	
84 Tetrachloroethene	166	7.955	7.955	0.000	98	805911	200.0	205.7	
85 1,3-Dichloropropane	76	8.161	8.162	-0.001	100	1130460	200.0	207.1	
86 2-Hexanone	58	8.259	8.259	0.000	100	1049453	1000.0	1045.8	
87 n-Butyl acetate	43	8.411	8.411	0.000	98	898971	200.0	208.6	
88 Chlorodibromomethane	129	8.435	8.435	0.000	87	634312	200.0	236.0	
89 Ethylene Dibromide	107	8.600	8.600	0.000	98	592745	200.0	209.2	
* 90 Chlorobenzene-d5	117	9.177	9.178	-0.001	96	553700	50.0	50.0	
91 Chlorobenzene	112	9.214	9.214	0.000	98	2237278	200.0	203.5	
92 Ethylbenzene	106	9.317	9.318	-0.001	100	1245661	200.0	200.1	
93 1,1,1,2-Tetrachloroethane	131	9.336	9.336	0.000	93	789220	200.0	221.9	
94 m-Xylene & p-Xylene	106	9.463	9.464	-0.001	100	1551198	200.0	203.0	
96 o-Xylene	106	9.907	9.908	-0.001	99	1536851	200.0	199.9	
95 n-Butyl acrylate	73	9.920	9.920	0.000	98	536632	200.0	197.6	
97 Styrene	104	9.938	9.938	0.000	99	2432686	200.0	198.0	
99 Bromoform	173	10.151	10.151	0.000	98	312705	200.0	223.8	
98 Amyl acetate (mixed isomer	43	10.157	10.157	0.000	98	1178990	200.0	207.5	
100 Isopropylbenzene	105	10.279	10.279	0.000	100	3947508	200.0	204.0	
$ 101 4-Bromofluorobenzene	174	10.479	10.480	-0.001	99	215093	50.0	49.4	
102 Bromobenzene	156	10.601	10.601	0.000	99	893210	200.0	204.9	
103 1,1,2,2-Tetrachloroethane	83	10.668	10.668	0.000	93	684947	200.0	210.8	
104 N-Propylbenzene	91	10.680	10.680	0.000	100	4376576	200.0	203.8	
105 1,2,3-Trichloropropane	110	10.704	10.705	-0.001	95	199158	200.0	196.8	
106 trans-1,4-Dichloro-2-buten	53	10.729	10.729	0.000	90	186493	200.0	242.7	
107 2-Chlorotoluene	91	10.777	10.778	-0.001	100	3072769	200.0	204.3	
108 4-Ethyltoluene	105	10.790	10.790	0.000	98	3509649	200.0	199.7	
109 1,3,5-Trimethylbenzene	105	10.857	10.857	0.000	100	3325026	200.0	207.0	
110 4-Chlorotoluene	91	10.887	10.887	0.000	100	2852691	200.0	203.2	
111 Butyl Methacrylate	87	10.960	10.960	0.000	99	1183455	200.0	216.8	
112 tert-Butylbenzene	119	11.130	11.130	0.000	99	2677795	200.0	211.1	
113 1,2,4-Trimethylbenzene	105	11.185	11.185	0.000	100	3364609	200.0	203.5	
114 sec-Butylbenzene	105	11.319	11.319	0.000	100	3934566	200.0	205.6	
115 4-Isopropyltoluene	119	11.447	11.447	0.000	100	3259880	200.0	203.8	
116 1,3-Dichlorobenzene	146	11.447	11.447	0.000	99	1607010	200.0	201.1	
* 117 1,4-Dichlorobenzene-d4	152	11.507	11.508	-0.001	97	278860	50.0	50.0	
118 1,4-Dichlorobenzene	146	11.532	11.532	0.000	97	1667414	200.0	202.0	
134 1,2,3-Trimethylbenzene	105	11.544	11.544	0.000	99	3464137	NC	NC	
119 Benzyl chloride	91	11.653	11.654	-0.001	100	1564926	200.0	218.5	
120 2,3-Dihydroindene	117	11.708	11.708	0.000	100	3190303	200.0	201.7	
121 p-Diethylbenzene	119	11.763	11.763	0.000	98	1773981	200.0	201.0	
122 n-Butylbenzene	92	11.781	11.781	0.000	100	1593788	200.0	195.2	
123 1,2-Dichlorobenzene	146	11.836	11.836	0.000	100	1584081	200.0	200.5	
124 1,2,4,5-Tetramethylbenzene	119	12.377	12.378	-0.001	100	3421508	200.0	202.1	
125 1,2-Dibromo-3-Chloropropan	155	12.463	12.463	0.000	93	96044	200.0	212.1	
126 1,3,5-Trichlorobenzene	180	12.572	12.572	0.000	99	1226413	200.0	202.9	
127 1,2,4-Trichlorobenzene	180	13.041	13.041	0.000	100	1162201	200.0	207.0	
128 Hexachlorobutadiene	225	13.120	13.120	0.000	99	385828	200.0	203.5	
129 Naphthalene	128	13.229	13.229	0.000	100	2468382	200.0	212.8	
130 1,2,3-Trichlorobenzene	180	13.424	13.424	0.000	99	970009	200.0	207.6	
S 131 1,2-Dichloroethene, Total	100				0		400.0	407.0	
S 132 Xylenes, Total	100				0		400.0	403.0	
S 133 Total BTEX	1				0		1000.0	1009.1	

QC Flag Legend

Processing Flags

NC - Not Calibrated

Review Flags

a - User Assigned ID

Reagents:

Ethanol mix_00011	Amount Added:	20.00	Units: uL	
MIX 2 Hi_00066	Amount Added:	20.00	Units: uL	
MIX I Hi_00085	Amount Added:	20.00	Units: uL	
GAS Hi_00237	Amount Added:	20.00	Units: uL	
ACROLEIN W_00073	Amount Added:	20.00	Units: uL	
8260SURR250_00166	Amount Added:	1.00	Units: uL	Run Reagent
8260ISNEW_00120	Amount Added:	1.00	Units: uL	Run Reagent

Report Date: 29-Jan-2018 16:44:23 Chrom Revision: 2.2 24-Jan-2018 15:37:30

TestAmerica Edison

Data File: \\ChromNA\Edison\ChromData\CVOAMS11\20180126-66625.b\N62527.D

Injection Date: 26-Jan-2018 12:51:30 Instrument ID: CVOAMS11 Operator ID:

Lims ID: STD200 Worklist Smp#: 7

Client ID:

Purge Vol: 5.000 mL Dil. Factor: 1.0000 ALS Bottle#: 6

Method: 8260W_11 Limit Group: VOA - 8260C DKQP Water and Solid

Column: Rtx-624 (0.25 mm)

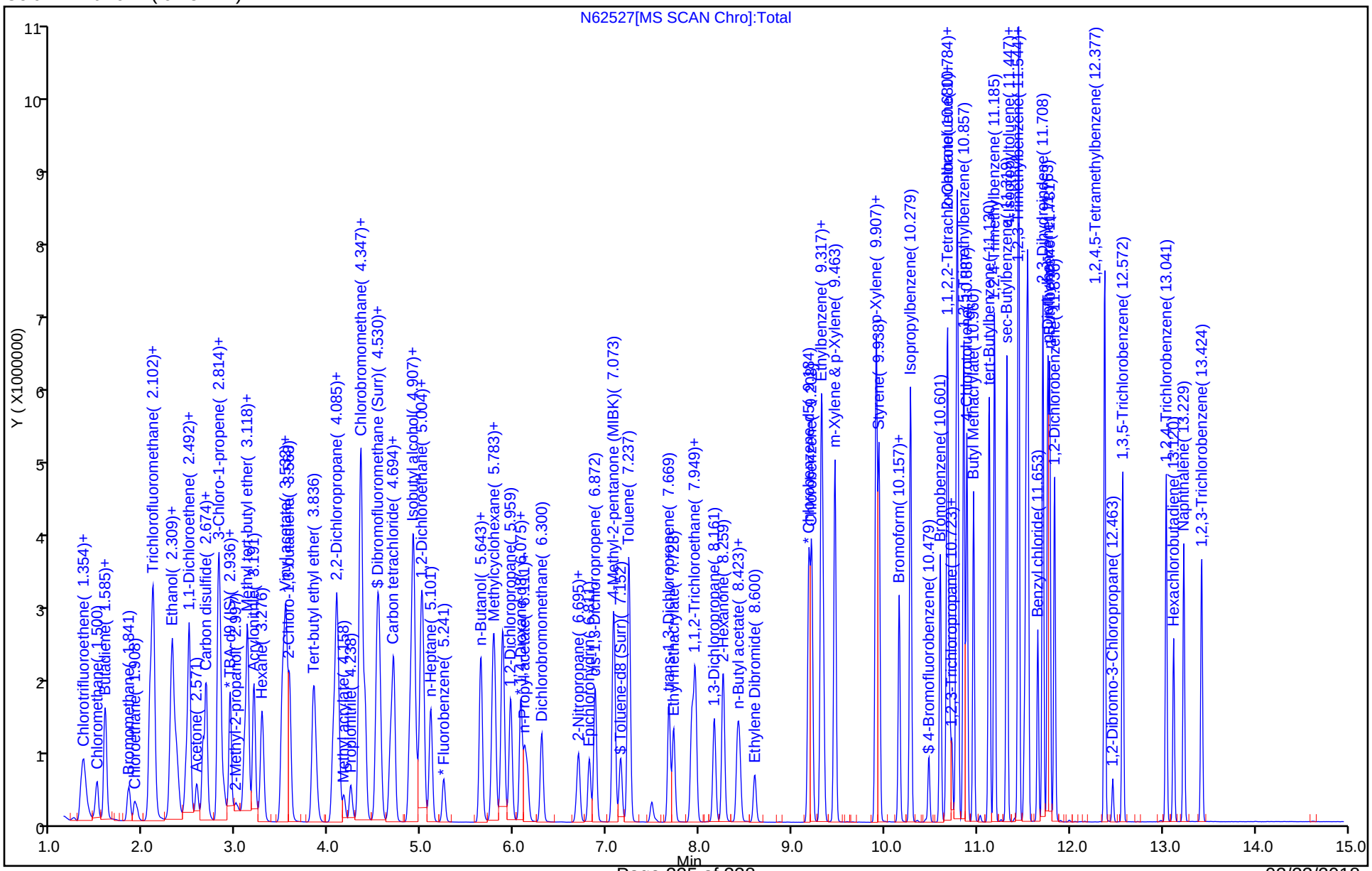

Manual Integration/User Assign Peak Report

TestAmerica Edison

Data File: \\ChromNA\Edison\ChromData\CVOAMS11\20180126-66625.b\N62527.D
Injection Date: 26-Jan-2018 12:51:30 Instrument ID: CVOAMS11
Lims ID: STD200
Client ID:
Operator ID: ALS Bottle#: 6 Worklist Smp#: 7
Purge Vol: 5.000 mL Dil. Factor: 1.0000
Method: 8260W_11 Limit Group: VOA - 8260C DKQP Water and Solid
Column: Rtx-624 (0.25 mm) Detector MS SCAN

11 Ethanol, CAS: 64-17-5

Signal: 1

Processing Integration Results

RT: 2.12
Area: 101
Amount: 11.413627
Amount Units: ug/l

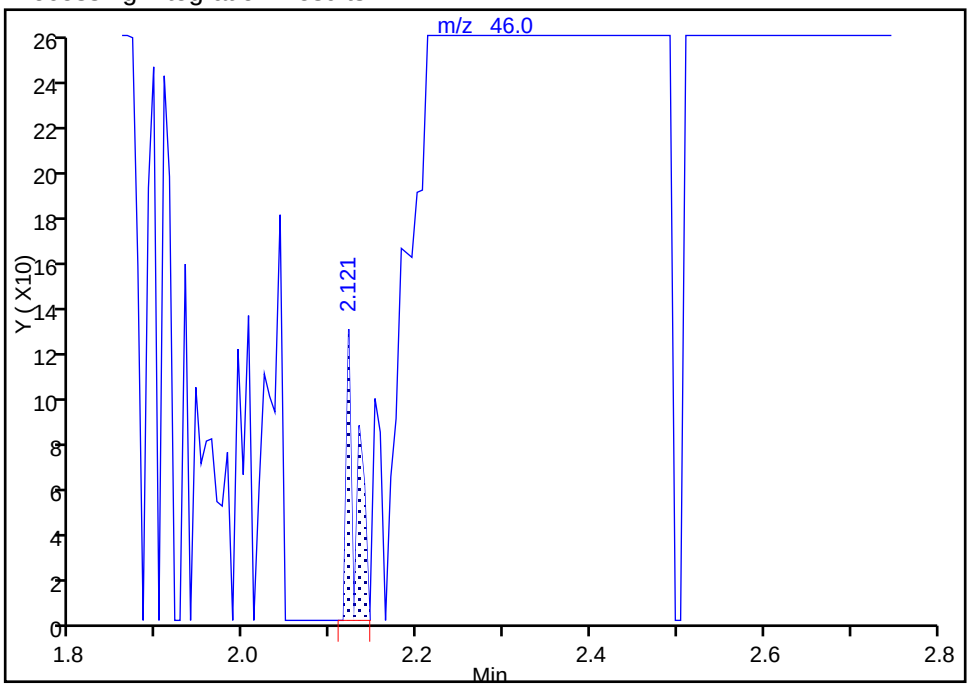

Manual Integration Results

RT: 2.27
Area: 93386
Amount: 9049.7376
Amount Units: ug/l

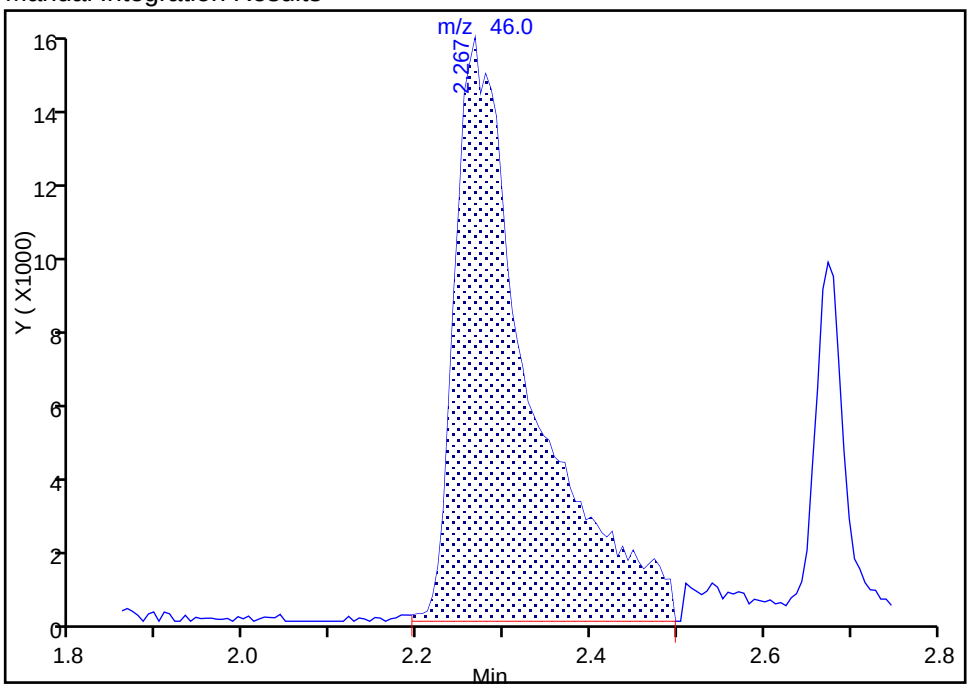

Reviewer: delpolitov, 29-Jan-2018 16:00:38
Audit Action: Assigned Compound ID Audit Reason: User Assigned

Manual Integration/User Assign Peak Report

TestAmerica Edison

Data File:	\\ChromNA\Edison\ChromData\CVOAMS11\20180126-66625.b\N62527.D		
Injection Date:	26-Jan-2018 12:51:30	Instrument ID:	CVOAMS11
Lims ID:	STD200		
Client ID:			
Operator ID:		ALS Bottle#:	6 Worklist Smp#: 7
Purge Vol:	5.000 mL	Dil. Factor:	1.0000
Method:	8260W_11	Limit Group:	VOA - 8260C DKQP Water and Solid
Column:	Rtx-624 (0.25 mm)	Detector	MS SCAN

25 Acetonitrile, CAS: 75-05-8

Signal: 1

Not Detected
Expected RT: 2.87

Processing Integration Results

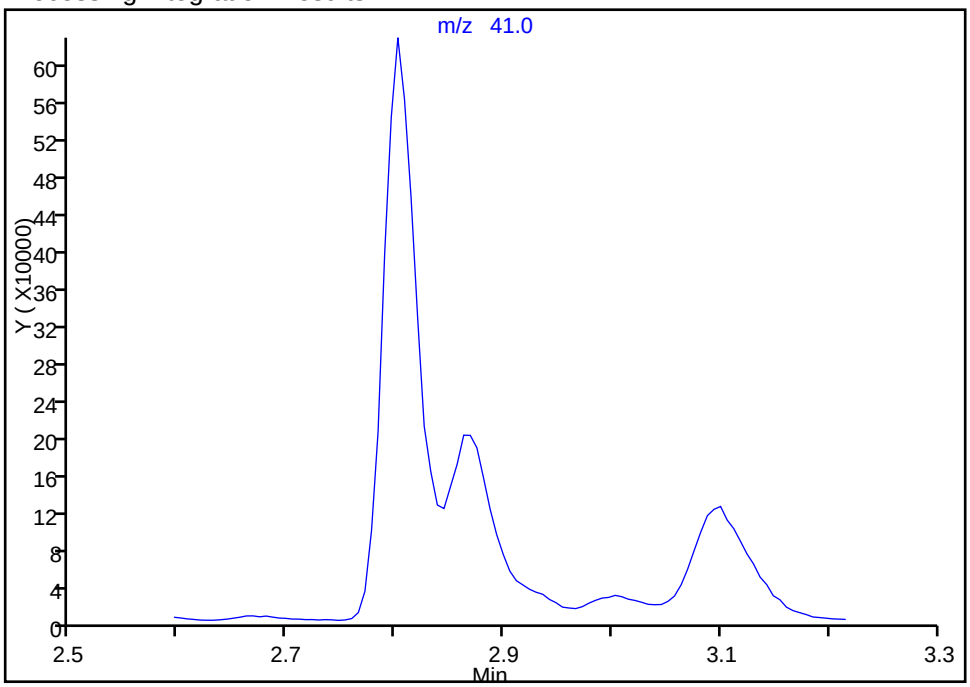

Manual Integration Results

RT: 2.86
Area: 551169
Amount: 1744.2255
Amount Units: ug/l

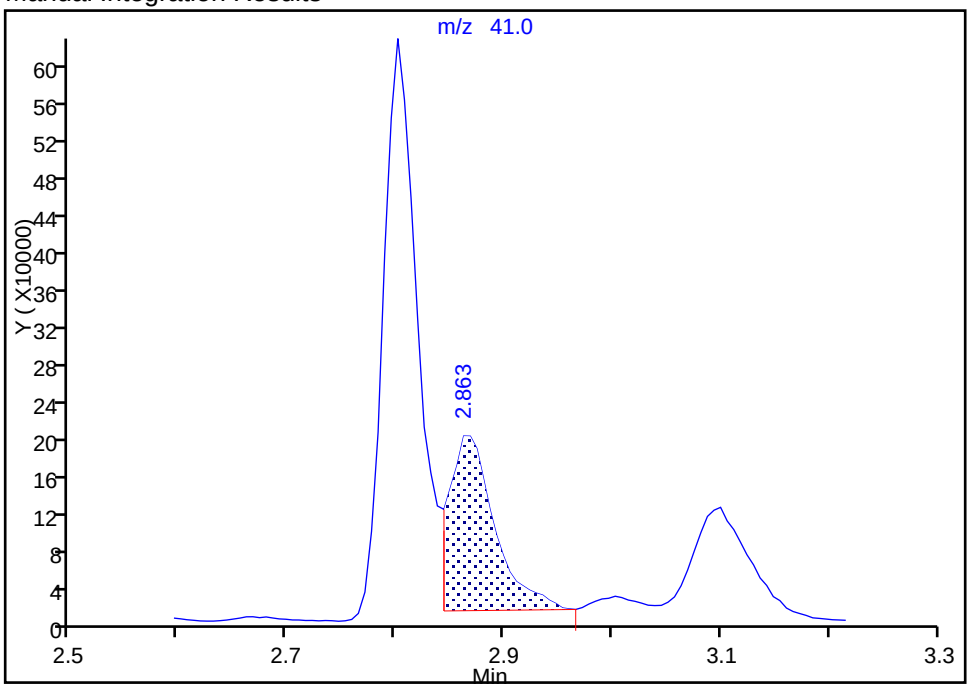

Reviewer: delpolitov, 29-Jan-2018 16:00:44
Audit Action: Assigned Compound ID Audit Reason: User Assigned

Manual Integration/User Assign Peak Report

TestAmerica Edison

Data File: \\ChromNA\Edison\ChromData\CVOAMS11\20180126-66625.b\N62527.D
Injection Date: 26-Jan-2018 12:51:30 Instrument ID: CVOAMS11
Lims ID: STD200
Client ID:
Operator ID: ALS Bottle#: 6 Worklist Smp#: 7
Purge Vol: 5.000 mL Dil. Factor: 1.0000
Method: 8260W_11 Limit Group: VOA - 8260C DKQP Water and Solid
Column: Rtx-624 (0.25 mm) Detector MS SCAN

58 Isobutyl alcohol, CAS: 78-83-1

Signal: 1

Processing Integration Results

RT: 5.00
Area: 1895956
Amount: 10974
Amount Units: ug/l

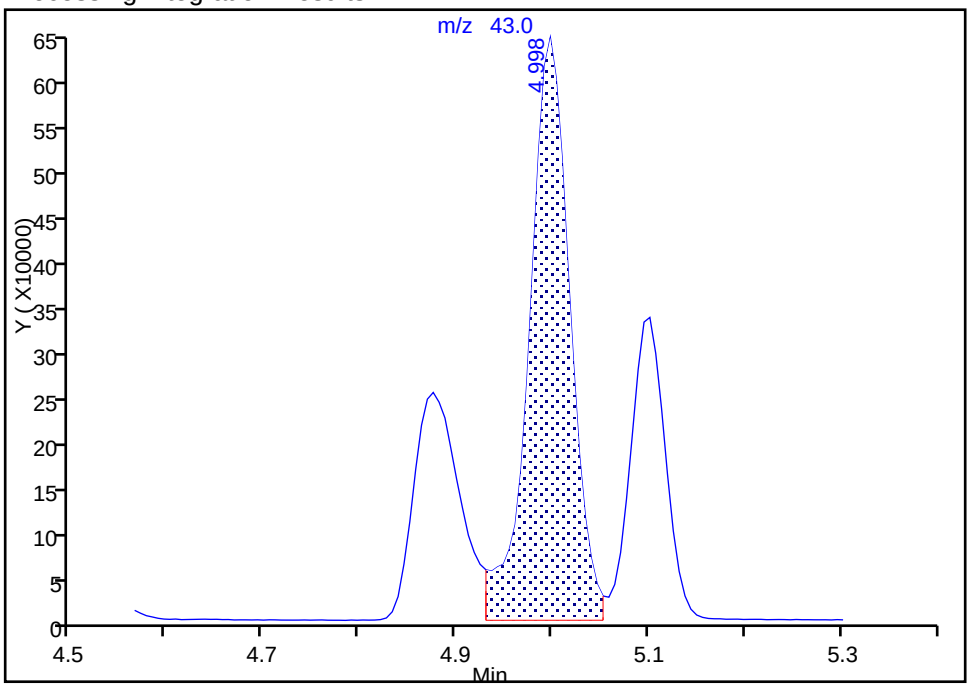

Manual Integration Results

RT: 4.88
Area: 856955
Amount: 5192.1156
Amount Units: ug/l

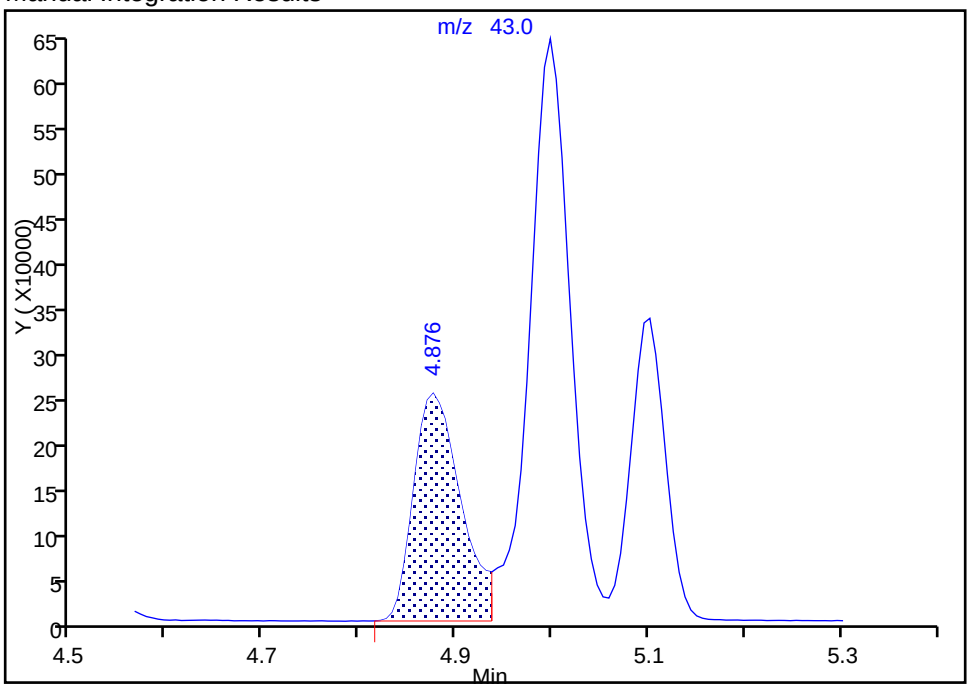

Reviewer: delpolitov, 29-Jan-2018 16:00:54
Audit Action: Assigned Compound ID Audit Reason: User Assigned

Manual Integration/User Assign Peak Report

TestAmerica Edison

Data File: \\ChromNA\Edison\ChromData\CVOAMS11\20180126-66625.b\N62527.D
Injection Date: 26-Jan-2018 12:51:30 Instrument ID: CVOAMS11
Lims ID: STD200
Client ID:
Operator ID: ALS Bottle#: 6 Worklist Smp#: 7
Purge Vol: 5.000 mL Dil. Factor: 1.0000
Method: 8260W_11 Limit Group: VOA - 8260C DKQP Water and Solid
Column: Rtx-624 (0.25 mm) Detector MS SCAN

63 n-Butanol, CAS: 71-36-3

Signal: 1

Processing Integration Results

RT: 5.78
Area: 456279
Amount: 5231.3782
Amount Units: ug/l

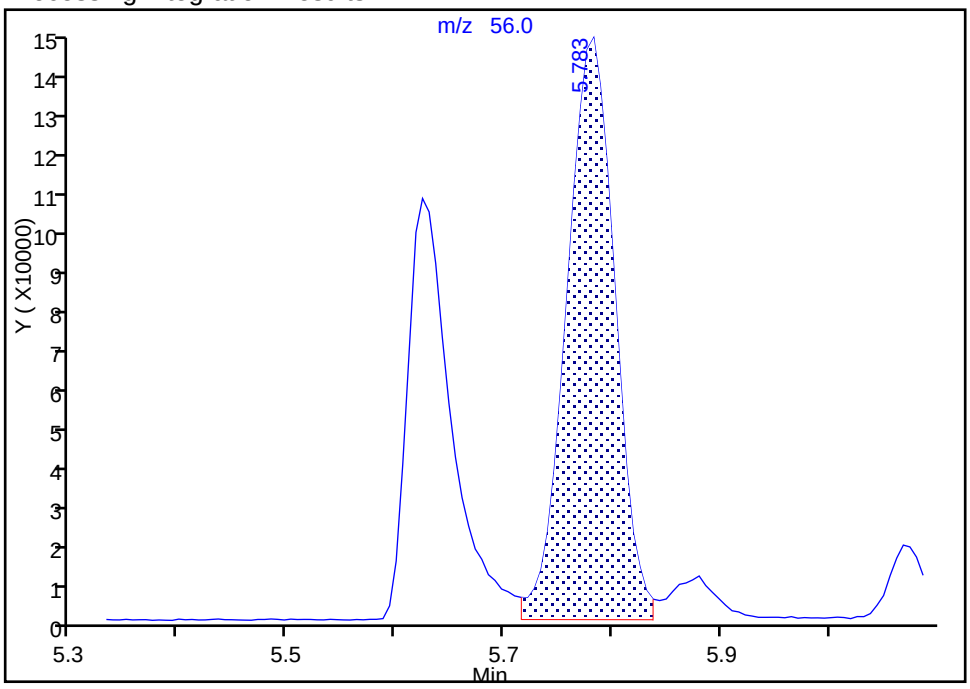

Manual Integration Results

RT: 5.62
Area: 300280
Amount: 5764.2936
Amount Units: ug/l

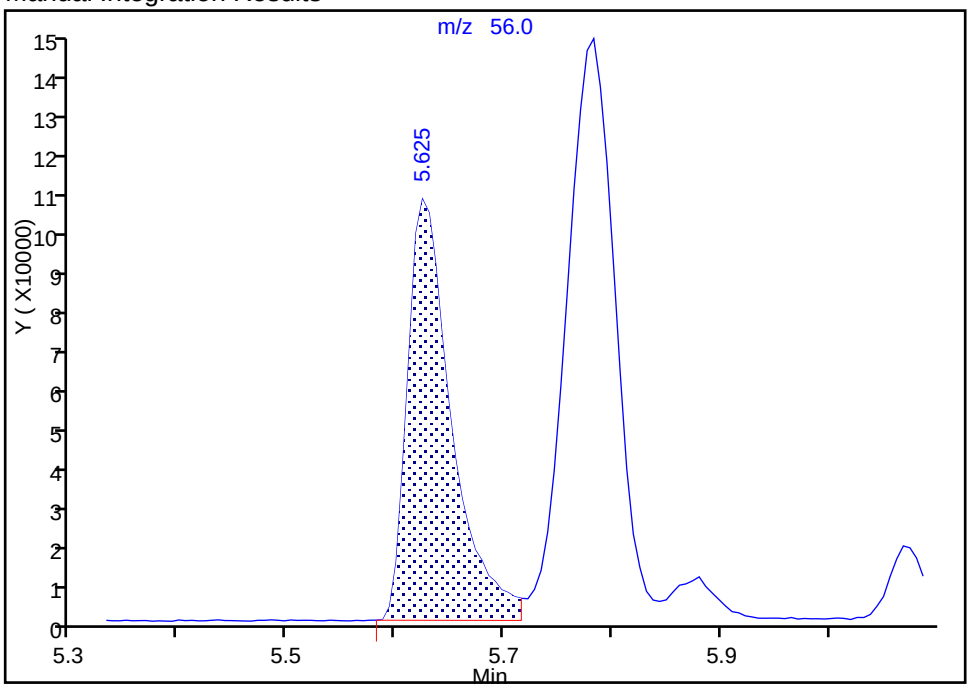

Reviewer: delpolitov, 29-Jan-2018 16:01:00
Audit Action: Assigned Compound ID Audit Reason: User Assigned

TestAmerica Edison
Target Compound Quantitation Report

Data File: \\ChromNA\Edison\ChromData\CVOAMS11\20180126-66625.b\N62528.D
Lims ID: STD500
Client ID:
Sample Type: IC Calib Level: 6
Inject. Date: 26-Jan-2018 13:15:30 ALS Bottle#: 7 Worklist Smp#: 8
Purge Vol: 5.000 mL Dil. Factor: 1.0000
Sample Info: STD500
Misc. Info.: 460-0066625-008
Operator ID: Instrument ID: CVOAMS11
Sublist: chrom-8260W_11*sub1

Method: \\ChromNA\Edison\ChromData\CVOAMS11\20180126-66625.b\8260W_11.m
Limit Group: VOA - 8260C DKQP Water and Solid
Last Update: 29-Jan-2018 16:44:26 Calib Date: 26-Jan-2018 13:15:30
Integrator: RTE ID Type: Deconvolution ID
Quant Method: Internal Standard Quant By: Initial Calibration
Last ICal File: \\ChromNA\Edison\ChromData\CVOAMS11\20180126-66625.b\N62528.D

Column 1 : Rtx-624 (0.25 mm) Det: MS SCAN
Process Host: XAWRK013

First Level Reviewer: martineze Date: 26-Jan-2018 13:41:27

Compound	Sig	RT (min.)	Exp RT (min.)	Dlt RT (min.)	Q	Response	Cal Amt ug/l	OnCol Amt ug/l	Flags
1 Chlorotrifluoroethene	66	1.330	1.342	-0.012	82	467205	500.0	503.1	
2 Dichlorodifluoromethane	85	1.354	1.372	-0.018	98	3288170	500.0	490.9	
3 Chloromethane	50	1.500	1.494	0.006	99	1628135	500.0	489.7	
5 Butadiene	54	1.585	1.591	-0.006	96	1313771	500.0	435.2	
4 Vinyl chloride	62	1.585	1.591	-0.006	96	1756611	500.0	446.1	
6 Bromomethane	94	1.841	1.853	-0.012	99	976752	500.0	461.7	
7 Chloroethane	64	1.908	1.914	-0.006	100	836061	500.0	436.5	
8 Dichlorofluoromethane	67	2.072	2.078	-0.006	99	3600717	500.0	436.5	
9 Trichlorofluoromethane	101	2.084	2.084	0.000	95	3099808	500.0	452.9	
10 Pentane	72	2.108	2.115	-0.007	97	606378	1000.0	941.2	
11 Ethanol	46	2.267	2.291	-0.024	74	244944	20000	24514	a
12 Ethyl ether	59	2.285	2.297	-0.012	90	1342675	500.0	445.0	
13 2-Methyl-1,3-butadiene	53	2.309	2.321	-0.012	95	1542678	500.0	462.4	
14 1,2-Dichloro-1,1,2-trifluo	117	2.352	2.352	0.000	93	1708389	500.0	472.1	
16 Acrolein	56	2.455	2.467	-0.012	92	111282	400.0	366.2	
15 1,1,2-Trichloro-1,2,2-trif	101	2.479	2.474	0.005	88	1978634	500.0	458.7	
17 1,1-Dichloroethene	96	2.492	2.504	-0.012	97	1775381	500.0	464.2	
18 Acetone	43	2.571	2.583	-0.012	100	1802900	2500.0	2498.4	
19 Iodomethane	142	2.644	2.650	-0.006	99	3207269	500.0	477.7	
21 Isopropyl alcohol	45	2.668	2.674	-0.006	98	635818	5000.0	5128.6	
20 Carbon disulfide	76	2.680	2.686	-0.006	100	6347351	500.0	479.0	
22 3-Chloro-1-propene	76	2.802	2.808	-0.006	90	1105381	500.0	441.9	
24 Methyl acetate	74	2.808	2.826	-0.018	90	932154	2500.0	2258.4	
23 Cyclopentene	67	2.826	2.832	-0.006	91	4337213	500.0	472.3	
25 Acetonitrile	41	2.863	2.869	-0.006	86	1608966	5000.0	5258.5	a
* 27 TBA-d9 (IS)	65	2.936	2.936	0.000	69	242484	1000.0	1000.0	
26 Methylene Chloride	84	2.936	2.942	-0.006	77	1988303	500.0	462.0	
28 2-Methyl-2-propanol	59	3.003	3.009	-0.006	65	1360194	5000.0	4641.3	
29 Methyl tert-butyl ether	73	3.100	3.100	0.000	99	5354718	500.0	468.4	
30 trans-1,2-Dichloroethene	96	3.124	3.131	-0.007	81	1937155	500.0	472.1	

Compound	Sig	RT (min.)	Exp RT (min.)	Dlt RT (min.)	Q	Response	Cal Amt ug/l	OnCol Amt ug/l	Flags
31 Acrylonitrile	53	3.185	3.204	-0.019	99	4004468	5000.0	4829.0	
32 Hexane	57	3.276	3.283	-0.007	98	2372428	500.0	461.9	
33 Isopropyl ether	45	3.508	3.508	0.000	97	5852969	500.0	445.1	
34 1,1-Dichloroethane	63	3.532	3.538	-0.006	97	3138358	500.0	440.3	
35 Vinyl acetate	86	3.550	3.550	0.000	96	592732	1000.0	961.8	
36 2-Chloro-1,3-butadiene	88	3.575	3.587	-0.012	99	1740913	500.0	481.1	
37 Tert-butyl ethyl ether	59	3.836	3.842	-0.006	100	6258181	500.0	473.8	
* 39 2-Butanone-d5	46	4.043	4.043	0.000	90	207801	250.0	250.0	
38 2,2-Dichloropropane	79	4.061	4.067	-0.006	78	1134237	500.0	467.1	
40 cis-1,2-Dichloroethene	96	4.086	4.092	-0.006	95	2103046	500.0	470.9	
41 2-Butanone (MEK)	72	4.098	4.110	-0.012	88	700206	2500.0	2366.8	
42 Ethyl acetate	70	4.104	4.110	-0.006	96	294996	1000.0	986.1	
43 Methyl acrylate	55	4.165	4.171	-0.006	95	1104151	500.0	492.8	
44 Propionitrile	54	4.238	4.244	-0.006	98	1556646	5000.0	5027.5	
46 Chlorobromomethane	128	4.323	4.329	-0.006	76	877249	500.0	452.1	
45 Tetrahydrofuran	72	4.323	4.341	-0.018	93	283869	1000.0	898.8	
47 Methacrylonitrile	67	4.353	4.353	0.000	98	4491142	5000.0	4207.2	
48 Chloroform	83	4.390	4.396	-0.006	99	3241181	500.0	463.2	
49 Cyclohexane	84	4.524	4.530	-0.006	96	3220476	500.0	481.2	
50 1,1,1-Trichloroethane	97	4.542	4.542	0.000	77	3308301	500.0	508.3	
$ 51 Dibromofluoromethane (Surr	113	4.560	4.566	-0.006	92	172447	50.0	48.7	
52 Carbon tetrachloride	117	4.670	4.676	-0.006	95	2725716	500.0	569.8	
53 1,1-Dichloropropene	75	4.700	4.706	-0.006	95	2697809	500.0	490.8	
58 Isobutyl alcohol	43	4.876	4.883	-0.007	92	1954790	12500	12232	a
54 Isooctane	57	4.895	4.895	0.000	86	4996422	500.0	498.5	
55 Benzene	78	4.913	4.919	-0.006	93	7563099	500.0	477.7	
$ 56 1,2-Dichloroethane-d4 (Sur	65	4.937	4.937	0.000	79	204540	50.0	50.3	
59 Isopropyl acetate	43	4.998	4.998	0.000	98	4080865	500.0	441.8	
57 Tert-amyl methyl ether	73	4.998	5.004	-0.006	91	6211488	500.0	465.3	
60 1,2-Dichloroethane	62	5.022	5.023	-0.001	95	2193432	500.0	445.8	
61 n-Heptane	57	5.101	5.108	-0.007	99	1103050	500.0	478.8	
* 62 Fluorobenzene	96	5.241	5.242	-0.001	100	654688	50.0	50.0	
63 n-Butanol	56	5.625	5.643	-0.018	37	749647	12500	14862	a
64 Trichloroethene	95	5.643	5.643	0.000	97	2008998	500.0	503.1	
65 Methylcyclohexane	83	5.777	5.777	0.000	86	3447697	500.0	498.6	
66 Ethyl acrylate	55	5.789	5.789	0.000	98	4122627	500.0	502.1	
67 1,2-Dichloropropane	63	5.965	5.966	-0.001	98	1948382	500.0	477.7	
* 68 1,4-Dioxane-d8	96	6.044	6.051	-0.007	80	34987	1000.0	1000.0	M
69 Methyl methacrylate	100	6.075	6.075	0.000	99	802316	1000.0	997.7	
70 1,4-Dioxane	88	6.099	6.105	-0.006	37	267122	10000	8303.1	
71 Dibromomethane	93	6.111	6.112	-0.001	91	958535	500.0	468.6	
72 n-Propyl acetate	43	6.142	6.148	-0.006	96	1731464	500.0	470.9	
73 Dichlorobromomethane	83	6.300	6.300	0.000	99	2546538	500.0	553.0	
74 2-Nitropropane	41	6.677	6.683	-0.006	89	650446	1000.0	1023.2	
75 2-Chloroethyl vinyl ether	63	6.695	6.702	-0.007	95	985098	500.0	485.3	
76 Epichlorohydrin	57	6.811	6.817	-0.006	99	2303221	10000	10573	
77 cis-1,3-Dichloropropene	75	6.878	6.878	0.000	99	3285542	500.0	522.8	
78 4-Methyl-2-pentanone (MIBK	43	7.073	7.079	-0.006	98	5631122	2500.0	2314.0	
$ 79 Toluene-d8 (Surr)	98	7.152	7.152	0.000	98	785033	50.0	51.8	
80 Toluene	91	7.237	7.243	-0.006	100	8171744	500.0	484.9	
81 trans-1,3-Dichloropropene	75	7.669	7.675	-0.006	99	2801013	500.0	530.6	
82 Ethyl methacrylate	69	7.724	7.724	0.000	99	2108331	500.0	500.4	

Compound	Sig	RT (min.)	Exp RT (min.)	Dlt RT (min.)	Q	Response	Cal Amt ug/l	OnCol Amt ug/l	Flags
83 1,1,2-Trichloroethane	83	7.918	7.918	0.000	98	1230310	500.0	497.2	
84 Tetrachloroethene	166	7.955	7.955	0.000	98	1933623	500.0	516.6	
85 1,3-Dichloropropane	76	8.162	8.162	0.000	100	2643266	500.0	506.8	
86 2-Hexanone	58	8.253	8.259	-0.006	99	2336174	2500.0	2483.1	
87 n-Butyl acetate	43	8.411	8.411	0.000	96	2047997	500.0	497.5	
88 Chlorodibromomethane	129	8.435	8.435	0.000	85	1610555	500.0	627.3	
89 Ethylene Dibromide	107	8.600	8.600	0.000	98	1417585	500.0	523.7	
* 90 Chlorobenzene-d5	117	9.177	9.178	-0.001	96	528967	50.0	50.0	
91 Chlorobenzene	112	9.214	9.214	0.000	98	5135250	500.0	489.0	
92 Ethylbenzene	106	9.317	9.318	-0.001	100	2790889	500.0	469.4	
93 1,1,1,2-Tetrachloroethane	131	9.336	9.336	0.000	96	1855509	500.0	546.1	
94 m-Xylene & p-Xylene	106	9.463	9.464	-0.001	100	3624309	500.0	496.6	
96 o-Xylene	106	9.908	9.908	0.000	100	3366407	500.0	458.4	
95 n-Butyl acrylate	73	9.920	9.920	0.000	94	1104963	500.0	426.0	
97 Styrene	104	9.944	9.938	0.006	99	5446300	500.0	464.1	
99 Bromoform	173	10.151	10.151	0.000	98	832366	500.0	483.1	
98 Amyl acetate (mixed isomer	43	10.157	10.157	0.000	97	2576318	500.0	448.4	
100 Isopropylbenzene	105	10.279	10.279	0.000	100	8836102	500.0	478.0	
$ 101 4-Bromofluorobenzene	174	10.479	10.480	-0.001	99	218809	50.0	52.6	
102 Bromobenzene	156	10.601	10.601	0.000	98	2128504	500.0	482.8	
103 1,1,2,2-Tetrachloroethane	83	10.668	10.668	0.000	92	1510826	500.0	459.7	
104 N-Propylbenzene	91	10.680	10.680	0.000	99	9289562	500.0	427.7	
105 1,2,3-Trichloropropane	110	10.704	10.705	-0.001	91	469511	500.0	458.7	
106 trans-1,4-Dichloro-2-buten	53	10.729	10.729	0.000	85	469342	500.0	604.0	
107 2-Chlorotoluene	91	10.777	10.778	-0.001	98	6609245	500.0	434.6	
108 4-Ethyltoluene	105	10.790	10.790	0.000	97	7705897	500.0	433.5	
109 1,3,5-Trimethylbenzene	105	10.857	10.857	0.000	99	7475335	500.0	460.1	
110 4-Chlorotoluene	91	10.887	10.887	0.000	100	6589233	500.0	464.1	
111 Butyl Methacrylate	87	10.960	10.960	0.000	98	2801891	500.0	507.5	
112 tert-Butylbenzene	119	11.130	11.130	0.000	99	6274234	500.0	489.1	
113 1,2,4-Trimethylbenzene	105	11.185	11.185	0.000	100	7539436	500.0	450.9	
114 sec-Butylbenzene	105	11.319	11.319	0.000	100	8778172	500.0	453.5	
116 1,3-Dichlorobenzene	146	11.447	11.447	0.000	98	3371244	500.0	417.2	
115 4-Isopropyltoluene	119	11.447	11.447	0.000	99	6924172	500.0	428.0	
* 117 1,4-Dichlorobenzene-d4	152	11.514	11.508	0.006	98	282017	50.0	50.0	
118 1,4-Dichlorobenzene	146	11.532	11.532	0.000	93	3823169	500.0	457.9	
134 1,2,3-Trimethylbenzene	105	11.550	11.544	0.006	98	7560691	NC	NC	
119 Benzyl chloride	91	11.654	11.654	0.000	100	3902796	500.0	538.9	
120 2,3-Dihydroindene	117	11.714	11.708	0.006	100	6931157	500.0	433.4	
121 p-Diethylbenzene	119	11.763	11.763	0.000	98	4152544	500.0	465.2	
122 n-Butylbenzene	92	11.781	11.781	0.000	99	3609067	500.0	437.1	
123 1,2-Dichlorobenzene	146	11.836	11.836	0.000	100	3776678	500.0	472.7	
124 1,2,4,5-Tetramethylbenzene	119	12.377	12.378	-0.001	100	7855764	500.0	458.8	
125 1,2-Dibromo-3-Chloropropan	155	12.463	12.463	0.000	92	266418	500.0	581.8	
126 1,3,5-Trichlorobenzene	180	12.572	12.572	0.000	99	3004344	500.0	491.5	
127 1,2,4-Trichlorobenzene	180	13.041	13.041	0.000	99	2848419	500.0	501.6	
128 Hexachlorobutadiene	225	13.120	13.120	0.000	99	1030489	500.0	537.5	
129 Naphthalene	128	13.229	13.229	0.000	100	6194878	500.0	528.1	
130 1,2,3-Trichlorobenzene	180	13.424	13.424	0.000	99	2416529	500.0	511.3	
S 131 1,2-Dichloroethene, Total	100				0		1000.0	943.0	
S 132 Xylenes, Total	100				0		1000.0	955.0	
S 133 Total BTEX	1				0		2500.0	2386.9	

QC Flag Legend

Processing Flags

NC - Not Calibrated

Review Flags

M - Manually Integrated

a - User Assigned ID

Reagents:

Ethanol mix_00011	Amount Added:	50.00	Units: uL	
MIX 2 Hi_00066	Amount Added:	50.00	Units: uL	
MIX I Hi_00085	Amount Added:	50.00	Units: uL	
GAS Hi_00237	Amount Added:	50.00	Units: uL	
ACROLEIN W_00073	Amount Added:	40.00	Units: uL	
8260SURR250_00166	Amount Added:	1.00	Units: uL	Run Reagent
8260ISNEW_00120	Amount Added:	1.00	Units: uL	Run Reagent

Report Date: 29-Jan-2018 16:44:34 Chrom Revision: 2.2 24-Jan-2018 15:37:30

TestAmerica Edison

Data File: \\ChromNA\Edison\ChromData\CVOAMS11\20180126-66625.b\N62528.D

Injection Date: 26-Jan-2018 13:15:30 Instrument ID: CVOAMS11 Operator ID:

Lims ID: STD500 Worklist Smp#: 8

Client ID:

Purge Vol: 5.000 mL Dil. Factor: 1.0000 ALS Bottle#: 7

Method: 8260W_11 Limit Group: VOA - 8260C DKQP Water and Solid

Column: Rtx-624 (0.25 mm)

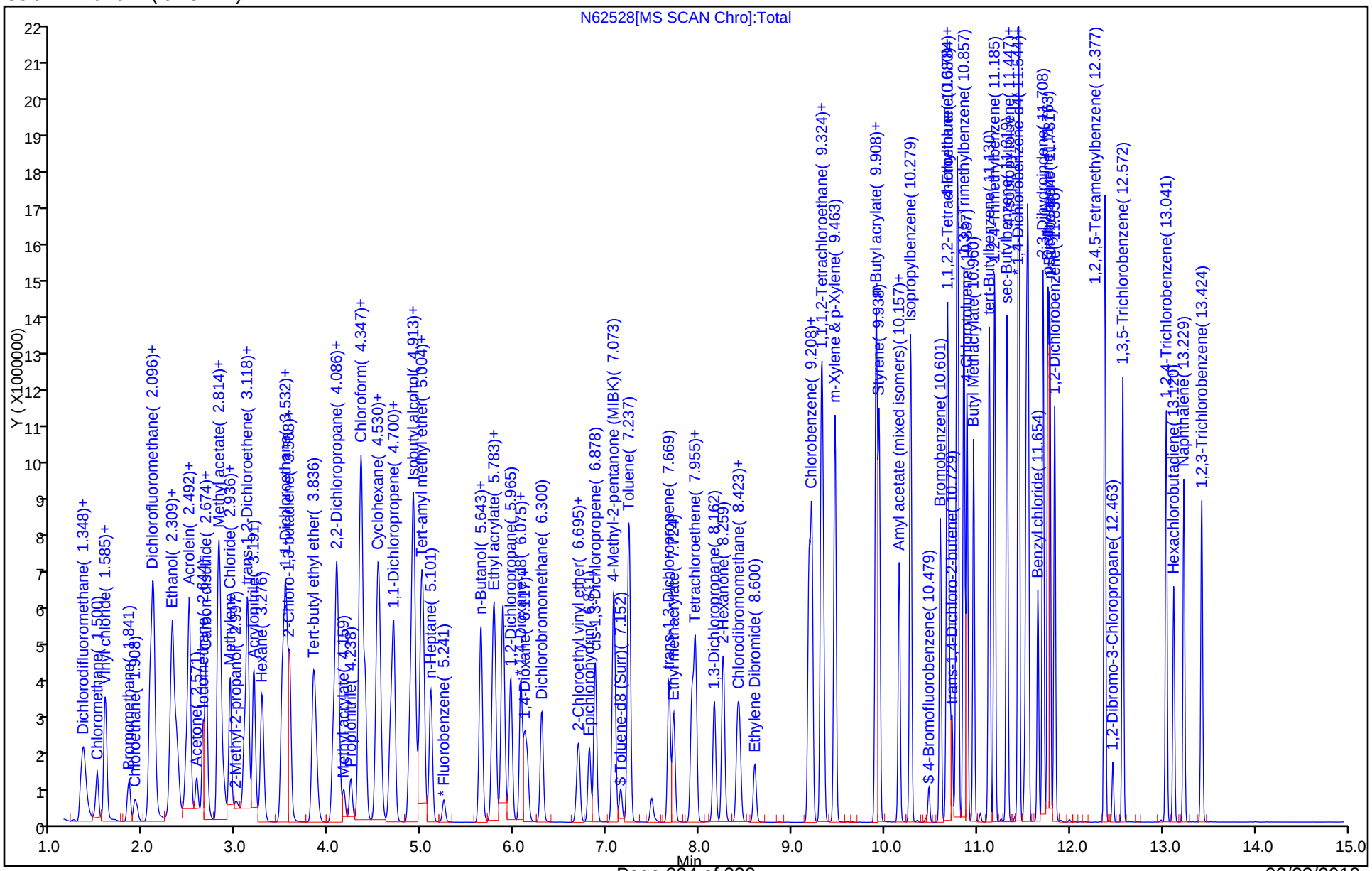

Manual Integration/User Assign Peak Report

TestAmerica Edison

Data File: \\ChromNA\Edison\ChromData\CVOAMS11\20180126-66625.b\N62528.D
Injection Date: 26-Jan-2018 13:15:30 Instrument ID: CVOAMS11
Lims ID: STD500
Client ID:
Operator ID: ALS Bottle#: 7 Worklist Smp#: 8
Purge Vol: 5.000 mL Dil. Factor: 1.0000
Method: 8260W_11 Limit Group: VOA - 8260C DKQP Water and Solid
Column: Rtx-624 (0.25 mm) Detector MS SCAN

11 Ethanol, CAS: 64-17-5

Signal: 1

Not Detected
Expected RT: 2.29

Processing Integration Results

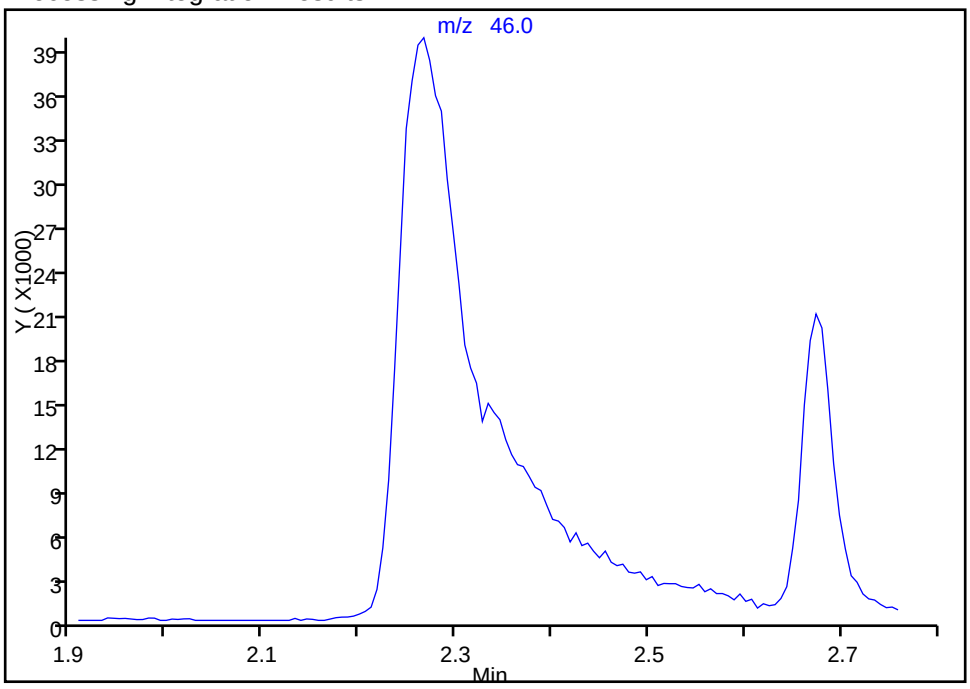

Manual Integration Results

RT: 2.27
Area: 244944
Amount: 24514
Amount Units: ug/l

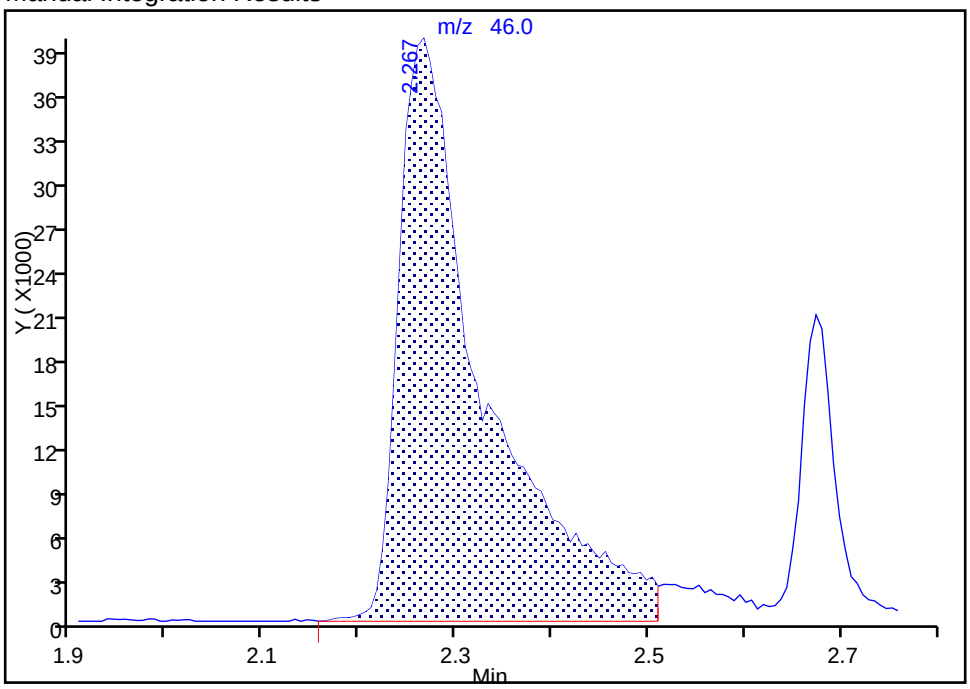

Reviewer: delpolitov, 29-Jan-2018 16:01:51
Audit Action: Assigned Compound ID Audit Reason: User Assigned

Manual Integration/User Assign Peak Report

TestAmerica Edison

Data File: \\ChromNA\Edison\ChromData\CVOAMS11\20180126-66625.b\N62528.D
Injection Date: 26-Jan-2018 13:15:30 Instrument ID: CVOAMS11
Lims ID: STD500
Client ID:
Operator ID: ALS Bottle#: 7 Worklist Smp#: 8
Purge Vol: 5.000 mL Dil. Factor: 1.0000
Method: 8260W_11 Limit Group: VOA - 8260C DKQP Water and Solid
Column: Rtx-624 (0.25 mm) Detector MS SCAN

25 Acetonitrile, CAS: 75-05-8

Signal: 1

Not Detected
Expected RT: 2.87

Processing Integration Results

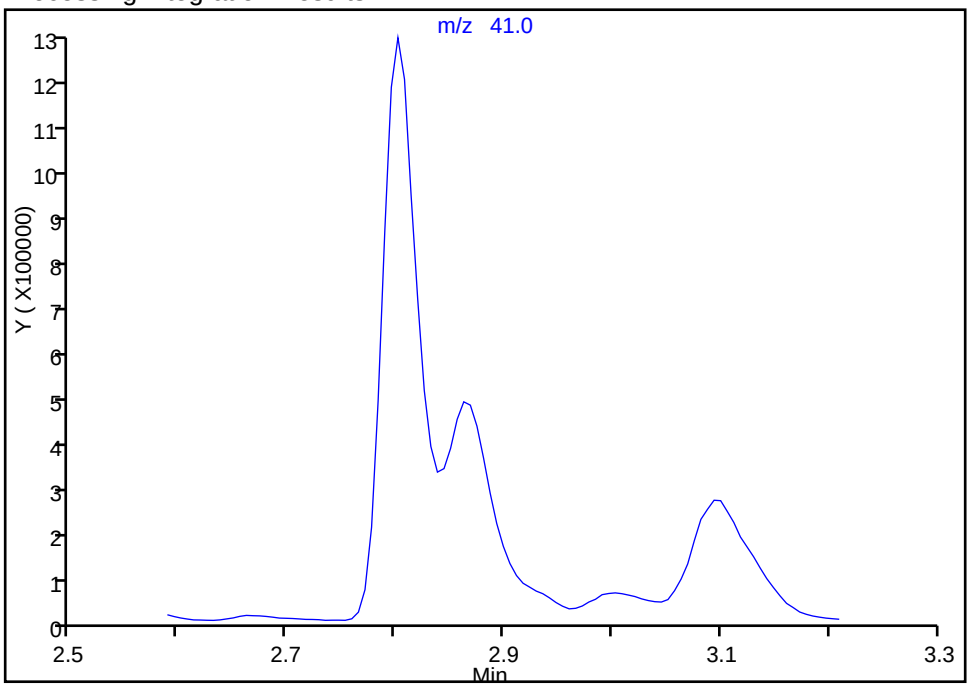

Manual Integration Results

RT: 2.86
Area: 1608966
Amount: 5258.4688
Amount Units: ug/l

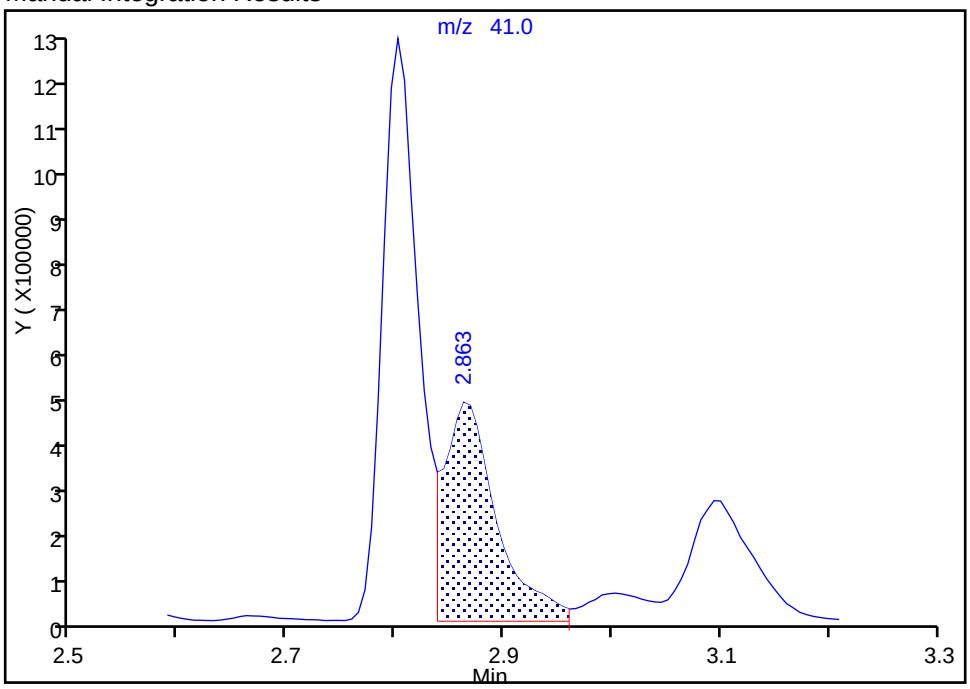

Reviewer: delpolitov, 29-Jan-2018 16:02:23
Audit Action: Assigned Compound ID Audit Reason: User Assigned

Manual Integration/User Assign Peak Report

TestAmerica Edison

Data File: \\ChromNA\Edison\ChromData\CVOAMS11\20180126-66625.b\N62528.D
Injection Date: 26-Jan-2018 13:15:30 Instrument ID: CVOAMS11
Lims ID: STD500
Client ID:
Operator ID: ALS Bottle#: 7 Worklist Smp#: 8
Purge Vol: 5.000 mL Dil. Factor: 1.0000
Method: 8260W_11 Limit Group: VOA - 8260C DKQP Water and Solid
Column: Rtx-624 (0.25 mm) Detector MS SCAN

58 Isobutyl alcohol, CAS: 78-83-1

Signal: 1

Processing Integration Results

RT: 4.71
Area: 718
Amount: 5.367772
Amount Units: ug/l

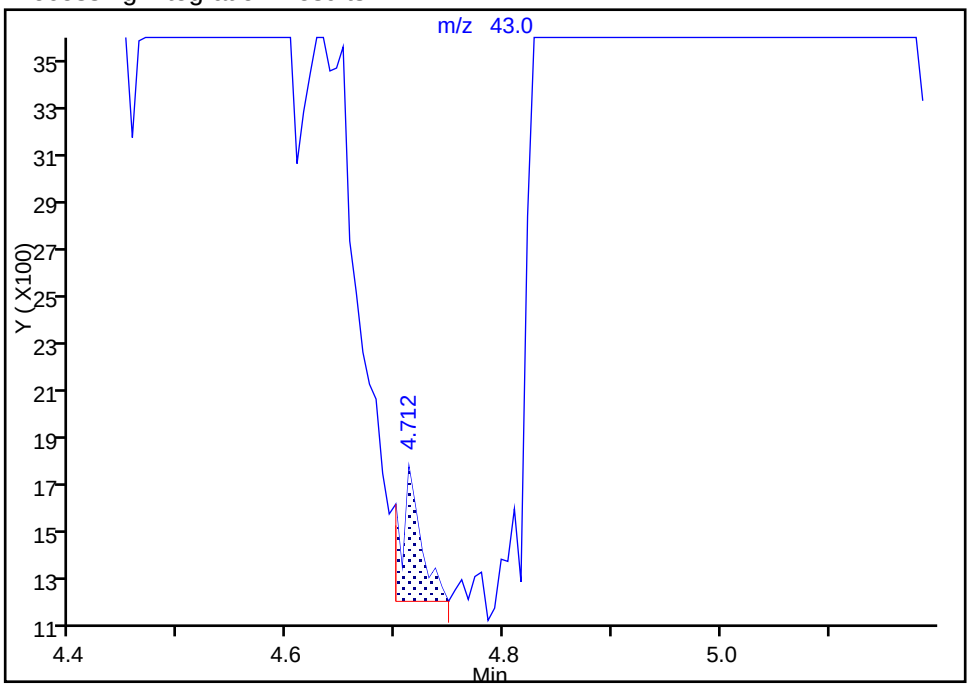

Manual Integration Results

RT: 4.88
Area: 1954790
Amount: 12232
Amount Units: ug/l

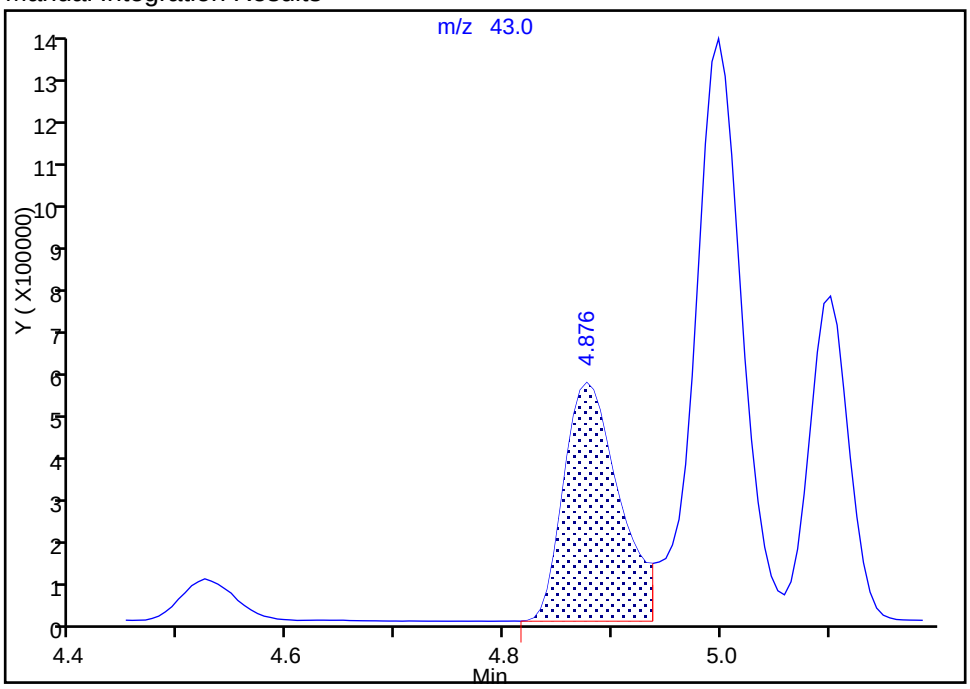

Reviewer: delpolitov, 29-Jan-2018 16:02:32
Audit Action: Assigned Compound ID Audit Reason: User Assigned

Manual Integration/User Assign Peak Report

TestAmerica Edison

Data File: \\ChromNA\Edison\ChromData\CVOAMS11\20180126-66625.b\N62528.D
Injection Date: 26-Jan-2018 13:15:30 Instrument ID: CVOAMS11
Lims ID: STD500
Client ID:
Operator ID: ALS Bottle#: 7 Worklist Smp#: 8
Purge Vol: 5.000 mL Dil. Factor: 1.0000
Method: 8260W_11 Limit Group: VOA - 8260C DKQP Water and Solid
Column: Rtx-624 (0.25 mm) Detector MS SCAN

63 n-Butanol, CAS: 71-36-3

Signal: 1

Processing Integration Results

RT: 5.78
Area: 1037736
Amount: 12503
Amount Units: ug/l

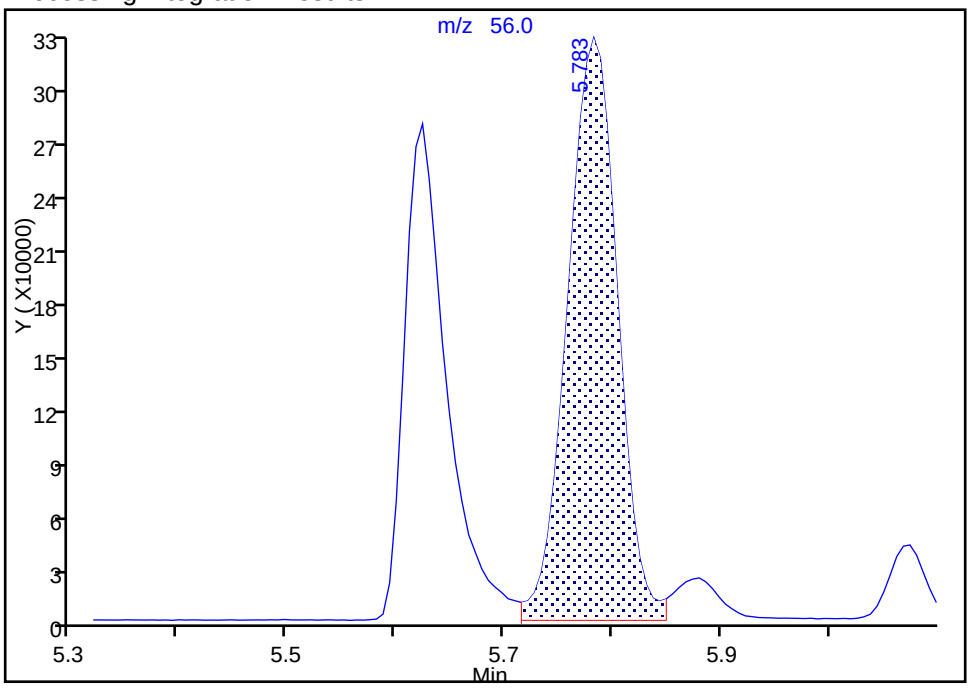

Manual Integration Results

RT: 5.62
Area: 749647
Amount: 14862
Amount Units: ug/l

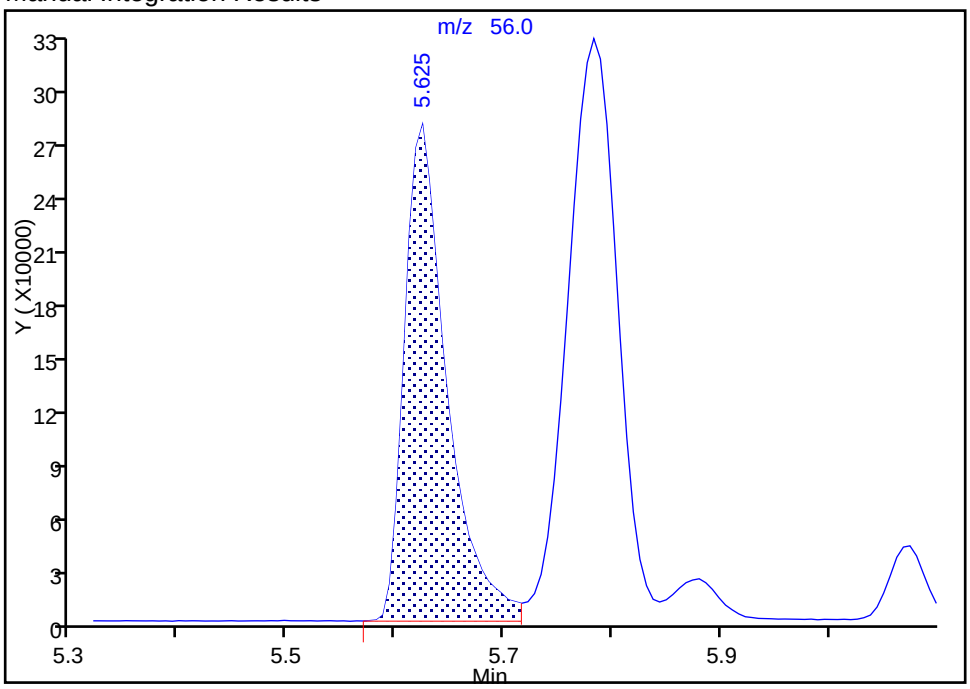

Reviewer: delpolitov, 29-Jan-2018 16:02:38
Audit Action: Assigned Compound ID Audit Reason: User Assigned

Manual Integration/User Assign Peak Report

TestAmerica Edison

Data File: \\ChromNA\Edison\ChromData\CVOAMS11\20180126-66625.b\N62528.D
Injection Date: 26-Jan-2018 13:15:30 Instrument ID: CVOAMS11
Lims ID: STD500
Client ID:
Operator ID: ALS Bottle#: 7 Worklist Smp#: 8
Purge Vol: 5.000 mL Dil. Factor: 1.0000
Method: 8260W_11 Limit Group: VOA - 8260C DKQP Water and Solid
Column: Rtx-624 (0.25 mm) Detector MS SCAN

* 68 1,4-Dioxane-d8, CAS: 17647-74-4

Signal: 1

Processing Integration Results

RT: 6.04
Area: 24891
Amount: 1000.0000
Amount Units: ug/l

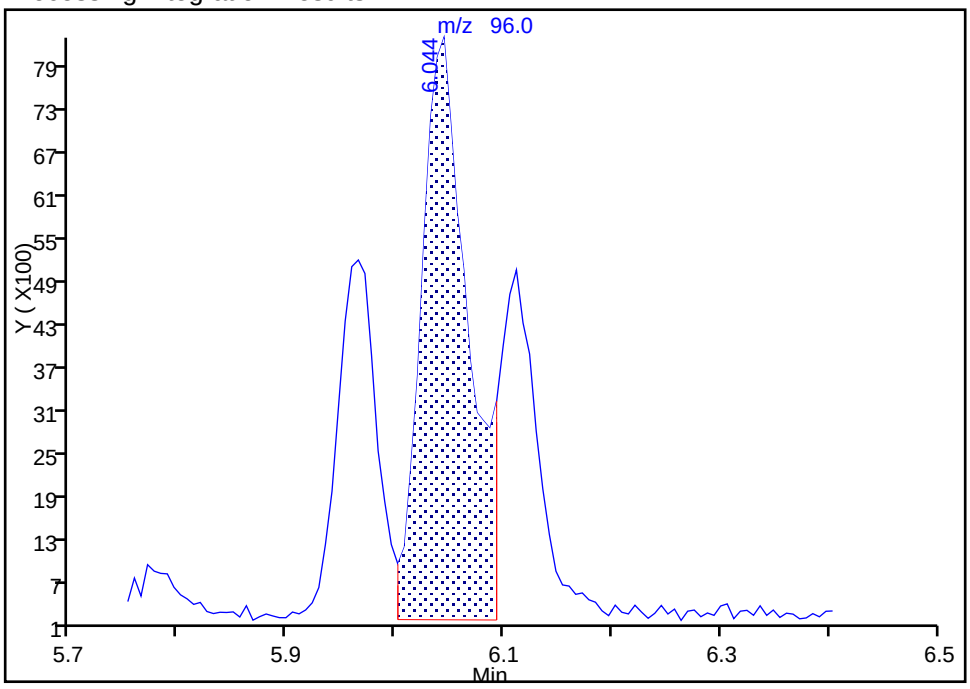

Manual Integration Results

RT: 6.04
Area: 34987
Amount: 1000.0000
Amount Units: ug/l

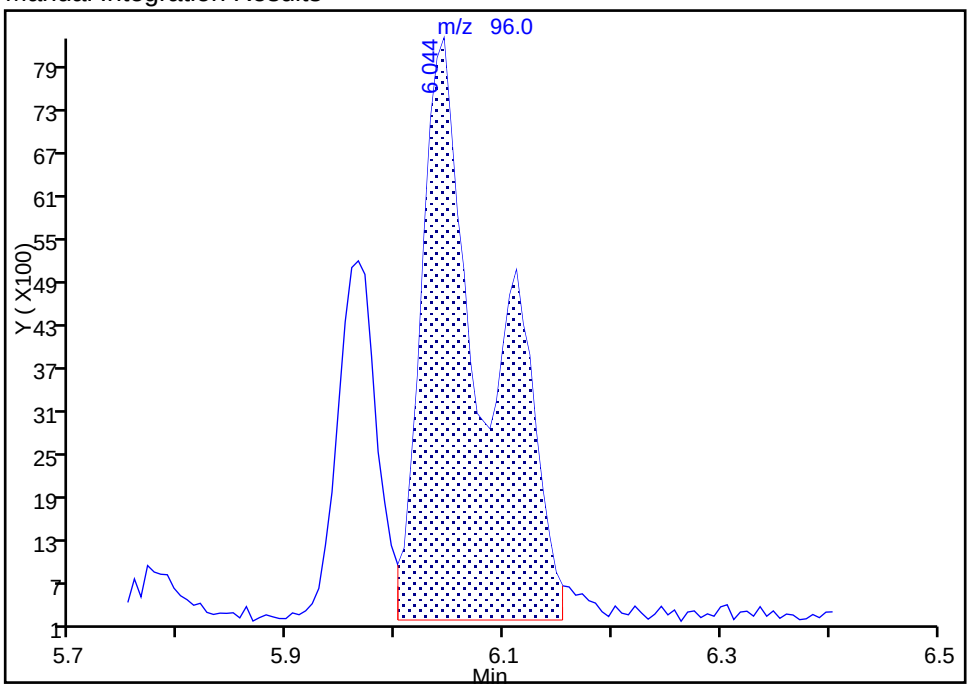

Reviewer: delpolitov, 29-Jan-2018 16:03:09
Audit Action: Manually Integrated Audit Reason: Incomplete Integration

FORM VII
GC/MS VOA CONTINUING CALIBRATION DATA

Lab Name: TestAmerica Edison Job No.: 460-150252-1

SDG No.:

Lab Sample ID: CCVIS 460-498215/2 Calibration Date: 02/19/2018 09:59

Instrument ID: CVOAMS11 Calib Start Date: 01/26/2018 10:56

GC Column: Rtx-624 ID: 0.25(mm) Calib End Date: 01/26/2018 13:15

Lab File ID: N63205.D Conc. Units: ug/L Heated Purge: (Y/N) N

ANALYTE	CURVE TYPE	AVE RRF	RRF	MIN RRF	CALC AMOUNT	SPIKE AMOUNT	%D	MAX %D
Chlorotrifluoroethene	Ave	0.0709	0.0718		20.2	20.0	1.2	20.0
Dichlorodifluoromethane	Ave	0.5115	0.4862	0.1000	19.0	20.0	-5.0	20.0
Chloromethane	Ave	0.2539	0.2728	0.1000	21.5	20.0	7.4	20.0
Butadiene	Ave	0.2305	0.2586		22.4	20.0	12.2	20.0
Vinyl chloride	Ave	0.3008	0.3459	0.1000	23.0	20.0	15.0	20.0
Bromomethane	Ave	0.1616	0.2360	0.1000	29.2	20.0	46.1*	20.0
Chloroethane	Ave	0.1463	0.2134	0.1000	29.2	20.0	45.9*	20.0
Dichlorofluoromethane	Ave	0.6300	0.6446		20.5	20.0	2.3	20.0
Trichlorofluoromethane	Ave	0.5227	0.5684	0.1000	21.7	20.0	8.7	20.0
Pentane	Lin2		4.497		66.7	40.0	66.9*	20.0
Ethanol	Ave	0.0412	0.0461		896	800	11.9	20.0
Ethyl ether	Ave	0.2305	0.2033		17.6	20.0	-11.8	20.0
2-Methyl-1,3-butadiene	Ave	0.2548	0.2688		21.1	20.0	5.5	20.0
1,2-Dichloro-1,1,2-trifluoro ethane	Ave	0.2764	0.2973		21.5	20.0	7.6	20.0
Acrolein	Ave	1.253	1.741		55.6	40.0	38.9*	20.0
Freon TF	Ave	0.3294	0.3753	0.1000	22.8	20.0	13.9	20.0
1,1-Dichloroethene	Ave	0.2921	0.2942	0.1000	20.1	20.0	0.7	20.0
Acetone	QuaF		0.9851	0.0500	107	100	6.9	20.0
Iodomethane	Ave	0.5128	0.4612		18.0	20.0	-10.1	20.0
Carbon disulfide	Ave	1.012	1.133	0.1000	22.4	20.0	11.9	20.0
Isopropyl alcohol	Ave	0.5113	0.4971		194	200	-2.8	20.0
3-Chloro-1-propene	Ave	0.1910	0.1826		19.1	20.0	-4.4	20.0
Methyl acetate	Ave	1.702	1.974	0.1000	116	100	16.0	20.0
Cyclopentene	Ave	0.7014	0.7651		21.8	20.0	9.1	20.0
Acetonitrile	Ave	1.262	1.260		200	200	-0.2	20.0
Methylene Chloride	Ave	0.3287	0.3283	0.1000	20.0	20.0	-0.1	20.0
2-Methyl-2-propanol	Ave	1.209	0.9909		164	200	-18.0	20.0
MTBE	Ave	0.8730	0.7131	0.1000	16.3	20.0	-18.3	20.0
trans-1,2-Dichloroethene	Ave	0.3134	0.3175	0.1000	20.3	20.0	1.3	20.0
Acrylonitrile	Ave	3.420	4.169		244	200	21.9*	20.0
Hexane	Ave	0.3923	0.4627		23.6	20.0	17.9	20.0
Isopropyl ether	Ave	1.004	0.9509		18.9	20.0	-5.3	20.0
1,1-Dichloroethane	Ave	0.5443	0.5692	0.2000	20.9	20.0	4.6	20.0
Vinyl acetate	Ave	0.7414	0.6526		35.2	40.0	-12.0	20.0
2-Chloro-1,3-butadiene	Ave	0.2764	0.2887		20.9	20.0	4.4	20.0
Tert-butyl ethyl ether	Ave	1.009	0.8265		16.4	20.0	-18.1	20.0
2,2-Dichloropropane	Ave	0.1854	0.1689		18.2	20.0	-8.9	20.0
cis-1,2-Dichloroethene	Ave	0.3411	0.3514	0.1000	20.6	20.0	3.0	20.0
2-Butanone	Ave	0.3559	0.3011	0.0500	84.6	100	-15.4	20.0
Ethyl acetate	Ave	0.3599	0.2833		31.5	40.0	-21.3*	20.0

FORM VII
GC/MS VOA CONTINUING CALIBRATION DATA

Lab Name: TestAmerica Edison Job No.: 460-150252-1

SDG No.:

Lab Sample ID: CCVIS 460-498215/2 Calibration Date: 02/19/2018 09:59

Instrument ID: CVOAMS11 Calib Start Date: 01/26/2018 10:56

GC Column: Rtx-624 ID: 0.25(mm) Calib End Date: 01/26/2018 13:15

Lab File ID: N63205.D Conc. Units: ug/L Heated Purge: (Y/N) N

ANALYTE	CURVE TYPE	AVE RRF	RRF	MIN RRF	CALC AMOUNT	SPIKE AMOUNT	%D	MAX %D
Methyl acrylate	Ave	0.1711	0.1305		15.2	20.0	-23.8*	20.0
Propionitrile	Ave	1.277	1.456		228	200	14.0	20.0
Bromochloromethane	Ave	0.1482	0.1411		19.0	20.0	-4.8	20.0
Tetrahydrofuran	Ave	0.3800	0.4607		48.5	40.0	21.2*	20.0
Methacrylonitrile	Ave	0.0815	0.0779		191	200	-4.5	20.0
Chloroform	Ave	0.5344	0.5425	0.2000	20.3	20.0	1.5	20.0
Cyclohexane	Ave	0.5111	0.5864	0.1000	22.9	20.0	14.7	20.0
1,1,1-Trichloroethane	Ave	0.4970	0.4970	0.1000	20.0	20.0	-0.0	20.0
Carbon tetrachloride	Ave	0.3653	0.3891	0.1000	21.3	20.0	6.5	20.0
1,1-Dichloropropene	Ave	0.4198	0.4246		20.2	20.0	1.1	20.0
Isobutyl alcohol	Ave	0.6591	0.7590		576	500	15.2	20.0
Isooctane	Ave	0.7654	0.9513		24.9	20.0	24.3*	20.0
Benzene	Ave	1.497	1.649	0.5000	22.0	20.0	10.2	20.0
Tert-amyl methyl ether	Ave	1.020	0.8190		16.1	20.0	-19.7	20.0
Isopropyl acetate	Ave	0.7054	0.5794		16.4	20.0	-17.9	20.0
1,2-Dichloroethane	Ave	0.3758	0.3529	0.1000	18.8	20.0	-6.1	20.0
n-Heptane	Ave	0.1760	0.2236		25.4	20.0	27.1*	20.0
n-Butanol	Ave	0.2080	0.1458		350	500	-29.9*	20.0
Trichloroethene	Ave	0.3050	0.3084	0.2000	20.2	20.0	1.1	20.0
Methylcyclohexane	Ave	0.5281	0.6076	0.1000	23.0	20.0	15.1	20.0
Ethyl acrylate	Ave	0.6271	0.6299		20.1	20.0	0.4	20.0
1,2-Dichloropropane	Ave	0.3115	0.3072	0.1000	19.7	20.0	-1.4	20.0
Methyl methacrylate	Ave	0.0614	0.0492		32.1	40.0	-19.9	20.0
Dibromomethane	Ave	0.1562	0.1468		18.8	20.0	-6.0	20.0
1,4-Dioxane	Ave	0.9195	1.084		472	400	17.9	20.0
n-Propyl acetate	Ave	0.2808	0.2187		15.6	20.0	-22.1*	20.0
Bromodichloromethane	Ave	0.3517	0.3532	0.2000	20.1	20.0	0.4	20.0
2-Nitropropane	Ave	2.621	2.531		38.6	40.0	-3.5	20.0
2-Chloroethyl vinyl ether	Ave	0.1550	0.1168		15.1	20.0	-24.7*	20.0
Epichlorohydrin	Ave	0.2621	0.2343		358	400	-10.6	20.0
cis-1,3-Dichloropropene	Ave	0.5941	0.5605	0.2000	18.9	20.0	-5.6	20.0
4-Methyl-2-pentanone	Ave	2.928	2.455	0.0500	83.9	100	-16.1	20.0
Toluene	Ave	1.593	1.709	0.4000	21.5	20.0	7.3	20.0
trans-1,3-Dichloropropene	Ave	0.4990	0.4417	0.1000	17.7	20.0	-11.5	20.0
Ethyl methacrylate	Ave	0.3218	0.2404		14.9	20.0	-25.3*	20.0
1,1,2-Trichloroethane	Ave	0.2339	0.2287	0.1000	19.6	20.0	-2.2	20.0
Tetrachloroethene	Ave	0.3538	0.3561	0.2000	20.1	20.0	0.7	20.0
1,3-Dichloropropane	Ave	0.4930	0.4792		19.4	20.0	-2.8	20.0
2-Hexanone	Ave	1.132	0.8465	0.0500	74.8	100	-25.2*	20.0
n-Butyl acetate	Ave	0.3891	0.3217		16.5	20.0	-17.3	20.0
Dibromochloromethane	Ave	0.2427	0.2604	0.1000	21.5	20.0	7.3	20.0

FORM VII
GC/MS VOA CONTINUING CALIBRATION DATA

Lab Name: TestAmerica Edison Job No.: 460-150252-1

SDG No.:

Lab Sample ID: CCVIS 460-498215/2 Calibration Date: 02/19/2018 09:59

Instrument ID: CVOAMS11 Calib Start Date: 01/26/2018 10:56

GC Column: Rtx-624 ID: 0.25(mm) Calib End Date: 01/26/2018 13:15

Lab File ID: N63205.D Conc. Units: ug/L Heated Purge: (Y/N) N

ANALYTE	CURVE TYPE	AVE RRF	RRF	MIN RRF	CALC AMOUNT	SPIKE AMOUNT	%D	MAX %D
1,2-Dibromoethane	Ave	0.2559	0.2385	0.1000	18.6	20.0	-6.8	20.0
Chlorobenzene	Ave	0.9927	1.048	0.5000	21.1	20.0	5.5	20.0
Ethylbenzene	Ave	0.5620	0.5824	0.1000	20.7	20.0	3.6	20.0
1,1,1,2-Tetrachloroethane	Ave	0.3212	0.3328		20.7	20.0	3.6	20.0
m&p-Xylene	Ave	0.6899	0.7206	0.1000	20.9	20.0	4.5	20.0
o-Xylene	Ave	0.6942	0.7125	0.3000	20.5	20.0	2.6	20.0
n-Butyl acrylate	Ave	0.2452	0.1939		15.8	20.0	-20.9*	20.0
Styrene	Ave	1.109	1.154	0.3000	20.8	20.0	4.0	20.0
Bromoform	Qua2		0.2285	0.1000	22.2	20.0	10.8	20.0
Amyl acetate (mixed isomers)	Ave	1.019	0.8035		15.8	20.0	-21.1*	20.0
Isopropylbenzene	Ave	1.747	1.858	0.1000	21.3	20.0	6.3	20.0
Bromobenzene	Ave	0.7816	0.7442		19.0	20.0	-4.8	20.0
1,1,2,2-Tetrachloroethane	Ave	0.5827	0.5980	0.3000	20.5	20.0	2.6	20.0
N-Propylbenzene	Ave	3.851	4.240		22.0	20.0	10.1	20.0
1,2,3-Trichloropropane	Ave	0.1815	0.1677		18.5	20.0	-7.6	20.0
trans-1,4-Dichloro-2-butene	Ave	0.1378	0.1422		20.6	20.0	3.2	20.0
2-Chlorotoluene	Ave	2.696	2.946		21.9	20.0	9.3	20.0
4-Ethyltoluene	Ave	3.151	3.508		22.3	20.0	11.3	20.0
1,3,5-Trimethylbenzene	Ave	2.881	2.923		20.3	20.0	1.5	20.0
4-Chlorotoluene	Ave	2.517	2.595		20.6	20.0	3.1	20.0
Butyl Methacrylate	Ave	0.9789	0.8321		17.0	20.0	-15.0	20.0
tert-Butylbenzene	Ave	2.274	2.299		20.2	20.0	1.1	20.0
1,2,4-Trimethylbenzene	Ave	2.964	3.146		21.2	20.0	6.1	20.0
sec-Butylbenzene	Ave	3.432	3.595		21.0	20.0	4.8	20.0
1,3-Dichlorobenzene	Ave	1.433	1.536	0.6000	21.4	20.0	7.2	20.0
4-Isopropyltoluene	Ave	2.868	3.017		21.0	20.0	5.2	20.0
1,4-Dichlorobenzene	Ave	1.480	1.522	0.5000	20.6	20.0	2.9	20.0
Benzyl chloride	Ave	1.284	0.8943		13.9	20.0	-30.3*	20.0
Indan	Ave	2.835	2.990		21.1	20.0	5.5	20.0
p-Diethylbenzene	Ave	1.583	1.690		21.4	20.0	6.8	20.0
n-Butylbenzene	Ave	1.464	1.655		22.6	20.0	13.1	20.0
1,2-Dichlorobenzene	Ave	1.416	1.437	0.4000	20.3	20.0	1.4	20.0
1,2,4,5-Tetramethylbenzene	Ave	3.036	2.834		18.7	20.0	-6.6	20.0
1,2-Dibromo-3-Chloropropane	Ave	0.0812	0.0700	0.0500	17.3	20.0	-13.7	20.0
1,3,5-Trichlorobenzene	Ave	1.084	1.043		19.3	20.0	-3.7	20.0
1,2,4-Trichlorobenzene	Ave	1.007	0.8992	0.2000	17.9	20.0	-10.7	20.0
Hexachlorobutadiene	Ave	0.3399	0.2878		16.9	20.0	-15.3	20.0
Naphthalene	Ave	2.080	1.721		16.5	20.0	-17.3	20.0
1,2,3-Trichlorobenzene	Ave	0.8379	0.7044		16.8	20.0	-15.9	20.0
Dibromofluoromethane (Surr)	Ave	0.2703	0.2671		49.4	50.0	-1.2	20.0
1,2-Dichloroethane-d4 (Surr)	Ave	0.3108	0.3062		49.3	50.0	-1.5	20.0

FORM VII
GC/MS VOA CONTINUING CALIBRATION DATA

Lab Name: TestAmerica Edison Job No.: 460-150252-1

SDG No.:

Lab Sample ID: CCVIS 460-498215/2 Calibration Date: 02/19/2018 09:59

Instrument ID: CVOAMS11 Calib Start Date: 01/26/2018 10:56

GC Column: Rtx-624 ID: 0.25(mm) Calib End Date: 01/26/2018 13:15

Lab File ID: N63205.D Conc. Units: ug/L Heated Purge: (Y/N) N

ANALYTE	CURVE TYPE	AVE RRF	RRF	MIN RRF	CALC AMOUNT	SPIKE AMOUNT	%D	MAX %D
Toluene-d8 (Surr)	Ave	1.432	1.532		53.5	50.0	7.0	20.0
Bromofluorobenzene	Ave	0.3934	0.3908		49.7	50.0	-0.7	20.0

TestAmerica Edison
Target Compound Quantitation Report

Data File: \\ChromNA\Edison\ChromData\CVOAMS11\20180219-67709.b\N63205.D
Lims ID: CCVIS
Client ID:
Sample Type: CCVIS
Inject. Date: 19-Feb-2018 09:59:30 ALS Bottle#: 1 Worklist Smp#: 2
Purge Vol: 5.000 mL Dil. Factor: 1.0000
Sample Info: CCVIS
Misc. Info.: 460-0067709-002
Operator ID: Instrument ID: CVOAMS11
Sublist: chrom-8260W_11*sub1

Method: \\ChromNA\Edison\ChromData\CVOAMS11\20180219-67709.b\8260W_11.m
Limit Group: VOA - 8260C DKQP Water and Solid
Last Update: 22-Feb-2018 18:39:25 Calib Date: 26-Jan-2018 13:15:30
Integrator: RTE ID Type: Deconvolution ID
Quant Method: Internal Standard Quant By: Initial Calibration
Last ICal File: \\ChromNA\Edison\ChromData\CVOAMS11\20180126-66625.b\N62528.D

Column 1 : Rtx-624 (0.25 mm) Det: MS SCAN
Process Host: XAWRK023

First Level Reviewer: starzecm Date: 19-Feb-2018 21:13:30

Compound	Sig	RT (min.)	Exp RT (min.)	Dlt RT (min.)	Q	Response	Cal Amt ug/l	OnCol Amt ug/l	Flags
1 Chlorotrifluoroethene	66	1.336	1.336	0.000	88	18727	20.0	20.2	
2 Dichlorodifluoromethane	85	1.360	1.360	0.000	99	126843	20.0	19.0	
3 Chloromethane	50	1.506	1.506	0.000	99	71168	20.0	21.5	
5 Butadiene	54	1.591	1.591	0.000	82	67474	20.0	22.4	
4 Vinyl chloride	62	1.591	1.591	0.000	97	90237	20.0	23.0	
6 Bromomethane	94	1.847	1.847	0.000	99	61566	20.0	29.2	
7 Chloroethane	64	1.920	1.920	0.000	99	55679	20.0	29.2	
8 Dichlorofluoromethane	67	2.072	2.072	0.000	98	168168	20.0	20.5	
9 Trichlorofluoromethane	101	2.090	2.090	0.000	80	148306	20.0	21.7	
10 Pentane	72	2.115	2.115	0.000	97	33786	40.0	66.7	
11 Ethanol	46	2.291	2.291	0.000	71	6932	800.0	895.6	
12 Ethyl ether	59	2.291	2.291	0.000	92	53037	20.0	17.6	
13 2-Methyl-1,3-butadiene	53	2.315	2.315	0.000	95	70133	20.0	21.1	
14 1,2-Dichloro-1,1,2-trifluo	117	2.358	2.358	0.000	92	77563	20.0	21.5	
16 Acrolein	56	2.467	2.467	0.000	93	13081	40.0	55.6	
15 1,1,2-Trichloro-1,2,2-trif	101	2.480	2.480	0.000	95	97905	20.0	22.8	
17 1,1-Dichloroethene	96	2.498	2.498	0.000	99	76771	20.0	20.1	
18 Acetone	43	2.583	2.583	0.000	88	81463	100.0	106.9	
19 Iodomethane	142	2.644	2.644	0.000	98	120322	20.0	18.0	
21 Isopropyl alcohol	45	2.680	2.680	0.000	25	18673	200.0	194.4	
20 Carbon disulfide	76	2.680	2.680	0.000	99	295488	20.0	22.4	
22 3-Chloro-1-propene	76	2.808	2.808	0.000	95	47639	20.0	19.1	
24 Methyl acetate	74	2.814	2.814	0.000	99	37088	100.0	116.0	
23 Cyclopentene	67	2.826	2.826	0.000	93	199631	20.0	21.8	
25 Acetonitrile	41	2.881	2.875	0.006	93	47322	200.0	199.7	a
26 Methylene Chloride	84	2.936	2.936	0.000	90	85666	20.0	20.0	
* 27 TBA-d9 (IS)	65	2.936	2.936	0.000	0	187836	1000.0	1000.0	
28 2-Methyl-2-propanol	59	3.003	3.003	0.000	91	37227	200.0	164.0	
29 Methyl tert-butyl ether	73	3.100	3.100	0.000	97	186040	20.0	16.3	
30 trans-1,2-Dichloroethene	96	3.125	3.125	0.000	96	82827	20.0	20.3	

Compound	Sig	RT (min.)	Exp RT (min.)	Dlt RT (min.)	Q	Response	Cal Amt ug/l	OnCol Amt ug/l	Flags
31 Acrylonitrile	53	3.198	3.198	0.000	95	156619	200.0	243.8	
32 Hexane	57	3.283	3.283	0.000	93	120724	20.0	23.6	
33 Isopropyl ether	45	3.502	3.502	0.000	95	248104	20.0	18.9	
34 1,1-Dichloroethane	63	3.532	3.532	0.000	99	148515	20.0	20.9	
35 Vinyl acetate	86	3.550	3.550	0.000	99	21587	40.0	35.2	
36 2-Chloro-1,3-butadiene	88	3.581	3.581	0.000	91	75313	20.0	20.9	
37 Tert-butyl ethyl ether	59	3.842	3.842	0.000	90	215635	20.0	16.4	
* 39 2-Butanone-d5	46	4.043	4.043	0.000	0	206733	250.0	250.0	
38 2,2-Dichloropropane	79	4.061	4.061	0.000	93	44074	20.0	18.2	
40 cis-1,2-Dichloroethene	96	4.086	4.086	0.000	98	91687	20.0	20.6	
41 2-Butanone (MEK)	72	4.110	4.110	0.000	97	24900	100.0	84.6	
42 Ethyl acetate	70	4.116	4.116	0.000	94	9372	40.0	31.5	
43 Methyl acrylate	55	4.171	4.171	0.000	89	34039	20.0	15.2	a
44 Propionitrile	54	4.244	4.244	0.000	98	54703	200.0	228.1	
46 Chlorobromomethane	128	4.323	4.323	0.000	91	36819	20.0	19.0	
45 Tetrahydrofuran	72	4.335	4.335	0.000	50	15239	40.0	48.5	
47 Methacrylonitrile	67	4.353	4.353	0.000	91	203154	200.0	191.0	
48 Chloroform	83	4.390	4.390	0.000	98	141537	20.0	20.3	
49 Cyclohexane	84	4.524	4.524	0.000	90	152991	20.0	22.9	
50 1,1,1-Trichloroethane	97	4.542	4.542	0.000	98	129658	20.0	20.0	
$ 51 Dibromofluoromethane (Surr	113	4.560	4.560	0.000	96	174227	50.0	49.4	
52 Carbon tetrachloride	117	4.670	4.670	0.000	98	101525	20.0	21.3	
53 1,1-Dichloropropene	75	4.700	4.700	0.000	97	110777	20.0	20.2	
58 Isobutyl alcohol	43	4.883	4.883	0.000	18	71283	500.0	575.8	a
54 Isooctane	57	4.889	4.889	0.000	96	248200	20.0	24.9	
55 Benzene	78	4.913	4.913	0.000	96	343748	20.0	22.0	
$ 56 1,2-Dichloroethane-d4 (Sur	65	4.937	4.937	0.000	0	199715	50.0	49.3	
57 Tert-amyl methyl ether	73	4.998	4.998	0.000	87	213689	20.0	16.1	
59 Isopropyl acetate	43	5.004	5.004	0.000	80	151159	20.0	16.4	
60 1,2-Dichloroethane	62	5.023	5.023	0.000	97	92074	20.0	18.8	
61 n-Heptane	57	5.102	5.102	0.000	91	58347	20.0	25.4	
* 62 Fluorobenzene	96	5.242	5.242	0.000	99	652272	50.0	50.0	
63 n-Butanol	56	5.637	5.637	0.000	29	13690	500.0	350.4	a
64 Trichloroethene	95	5.643	5.643	0.000	98	80464	20.0	20.2	
65 Methylcyclohexane	83	5.777	5.777	0.000	96	158523	20.0	23.0	
66 Ethyl acrylate	55	5.783	5.783	0.000	99	164341	20.0	20.1	
67 1,2-Dichloropropane	63	5.966	5.966	0.000	91	80138	20.0	19.7	
* 68 1,4-Dioxane-d8	96	6.039	6.039	0.000	0	25141	1000.0	1000.0	
69 Methyl methacrylate	100	6.081	6.081	0.000	86	25680	40.0	32.1	
71 Dibromomethane	93	6.112	6.112	0.000	95	38307	20.0	18.8	
70 1,4-Dioxane	88	6.118	6.118	0.000	44	10902	400.0	471.6	
72 n-Propyl acetate	43	6.148	6.148	0.000	98	57061	20.0	15.6	
73 Dichlorobromomethane	83	6.300	6.300	0.000	99	92149	20.0	20.1	
74 2-Nitropropane	41	6.683	6.683	0.000	99	19015	40.0	38.6	
75 2-Chloroethyl vinyl ether	63	6.696	6.696	0.000	96	30463	20.0	15.1	
76 Epichlorohydrin	57	6.817	6.817	0.000	99	77511	400.0	357.7	
77 cis-1,3-Dichloropropene	75	6.878	6.878	0.000	92	116838	20.0	18.9	
78 4-Methyl-2-pentanone (MIBK	43	7.079	7.079	0.000	97	203044	100.0	83.9	
$ 79 Toluene-d8 (Surr)	98	7.152	7.152	0.000	99	798253	50.0	53.5	
80 Toluene	91	7.237	7.237	0.000	94	356157	20.0	21.5	
81 trans-1,3-Dichloropropene	75	7.675	7.675	0.000	95	92079	20.0	17.7	
82 Ethyl methacrylate	69	7.724	7.724	0.000	88	62730	20.0	14.9	

Compound	Sig	RT (min.)	Exp RT (min.)	Dlt RT (min.)	Q	Response	Cal Amt ug/l	OnCol Amt ug/l	Flags
83 1,1,2-Trichloroethane	83	7.918	7.918	0.000	97	47675	20.0	19.6	
84 Tetrachloroethene	166	7.955	7.955	0.000	96	74232	20.0	20.1	
85 1,3-Dichloropropane	76	8.162	8.162	0.000	93	99884	20.0	19.4	
86 2-Hexanone	58	8.259	8.259	0.000	95	69999	100.0	74.8	
87 n-Butyl acetate	43	8.411	8.411	0.000	98	67059	20.0	16.5	
88 Chlorodibromomethane	129	8.429	8.429	0.000	98	54270	20.0	21.5	
89 Ethylene Dibromide	107	8.594	8.594	0.000	98	49721	20.0	18.6	
* 90 Chlorobenzene-d5	117	9.178	9.178	0.000	88	521116	50.0	50.0	
91 Chlorobenzene	112	9.208	9.208	0.000	94	218352	20.0	21.1	
92 Ethylbenzene	106	9.318	9.318	0.000	98	121400	20.0	20.7	
93 1,1,1,2-Tetrachloroethane	131	9.330	9.330	0.000	95	69371	20.0	20.7	
94 m-Xylene & p-Xylene	106	9.464	9.464	0.000	0	150208	20.0	20.9	
96 o-Xylene	106	9.908	9.908	0.000	93	148519	20.0	20.5	
95 n-Butyl acrylate	73	9.920	9.920	0.000	98	40426	20.0	15.8	
97 Styrene	104	9.938	9.938	0.000	95	240460	20.0	20.8	
99 Bromoform	173	10.151	10.151	0.000	94	24854	20.0	22.2	
98 Amyl acetate (mixed isomer	43	10.157	10.157	0.000	93	87381	20.0	15.8	
100 Isopropylbenzene	105	10.279	10.279	0.000	96	387310	20.0	21.3	
$ 101 4-Bromofluorobenzene	174	10.480	10.480	0.000	86	203656	50.0	49.7	
102 Bromobenzene	156	10.601	10.601	0.000	96	80936	20.0	19.0	
103 1,1,2,2-Tetrachloroethane	83	10.662	10.662	0.000	99	65034	20.0	20.5	
104 N-Propylbenzene	91	10.680	10.680	0.000	99	461150	20.0	22.0	
105 1,2,3-Trichloropropane	110	10.705	10.705	0.000	96	18240	20.0	18.5	
106 trans-1,4-Dichloro-2-buten	53	10.723	10.723	0.000	79	15469	20.0	20.6	
107 2-Chlorotoluene	91	10.778	10.778	0.000	96	320396	20.0	21.9	
108 4-Ethyltoluene	105	10.790	10.790	0.000	98	381497	20.0	22.3	
109 1,3,5-Trimethylbenzene	105	10.851	10.851	0.000	92	317847	20.0	20.3	
110 4-Chlorotoluene	91	10.887	10.887	0.000	97	282255	20.0	20.6	
111 Butyl Methacrylate	87	10.960	10.960	0.000	91	90492	20.0	17.0	
112 tert-Butylbenzene	119	11.124	11.124	0.000	93	250011	20.0	20.2	
113 1,2,4-Trimethylbenzene	105	11.185	11.185	0.000	98	342120	20.0	21.2	
114 sec-Butylbenzene	105	11.319	11.319	0.000	99	390963	20.0	21.0	
115 4-Isopropyltoluene	119	11.447	11.447	0.000	97	328068	20.0	21.0	
116 1,3-Dichlorobenzene	146	11.447	11.447	0.000	71	167023	20.0	21.4	
* 117 1,4-Dichlorobenzene-d4	152	11.508	11.508	0.000	96	271880	50.0	50.0	
118 1,4-Dichlorobenzene	146	11.526	11.526	0.000	93	165569	20.0	20.6	
134 1,2,3-Trimethylbenzene	105	11.544	11.544	0.000	99	348667	NC	NC	
119 Benzyl chloride	91	11.654	11.654	0.000	99	97261	20.0	13.9	
120 2,3-Dihydroindene	117	11.708	11.708	0.000	94	325189	20.0	21.1	
121 p-Diethylbenzene	119	11.763	11.763	0.000	92	183824	20.0	21.4	
122 n-Butylbenzene	92	11.781	11.781	0.000	97	180009	20.0	22.6	
123 1,2-Dichlorobenzene	146	11.836	11.836	0.000	94	156224	20.0	20.3	
124 1,2,4,5-Tetramethylbenzene	119	12.378	12.378	0.000	97	308253	20.0	18.7	
125 1,2-Dibromo-3-Chloropropan	155	12.463	12.463	0.000	95	7616	20.0	17.3	
126 1,3,5-Trichlorobenzene	180	12.572	12.572	0.000	96	113453	20.0	19.3	
127 1,2,4-Trichlorobenzene	180	13.041	13.041	0.000	94	97790	20.0	17.9	
128 Hexachlorobutadiene	225	13.120	13.120	0.000	91	31300	20.0	16.9	
129 Naphthalene	128	13.229	13.229	0.000	99	187109	20.0	16.5	
130 1,2,3-Trichlorobenzene	180	13.424	13.424	0.000	94	76603	20.0	16.8	
S 131 1,2-Dichloroethene, Total	100				0		40.0	40.9	
S 132 Xylenes, Total	100				0		40.0	41.4	
S 133 Total BTEX	1				0		100.0	105.6	

QC Flag Legend

Processing Flags

NC - Not Calibrated

Review Flags

a - User Assigned ID

Reagents:

8260MIX1COMB_00073	Amount Added:	20.00	Units: uL	
GASES Li_00247	Amount Added:	20.00	Units: uL	
ACROLEIN W_00073	Amount Added:	4.00	Units: uL	
8260SURR250_00166	Amount Added:	1.00	Units: uL	Run Reagent
8260ISNEW_00120	Amount Added:	1.00	Units: uL	Run Reagent

Report Date: 22-Feb-2018 18:39:29 Chrom Revision: 2.2 08-Feb-2018 13:38:42

TestAmerica Edison

Data File: \\ChromNA\Edison\ChromData\CVOAMS11\20180219-67709.b\N63205.D

Injection Date: 19-Feb-2018 09:59:30 Instrument ID: CVOAMS11 Operator ID:

Lims ID: CCVIS Worklist Smp#: 2

Client ID:

Purge Vol: 5.000 mL Dil. Factor: 1.0000 ALS Bottle#: 1

Method: 8260W_11 Limit Group: VOA - 8260C DKQP Water and Solid

Column: Rtx-624 (0.25 mm)

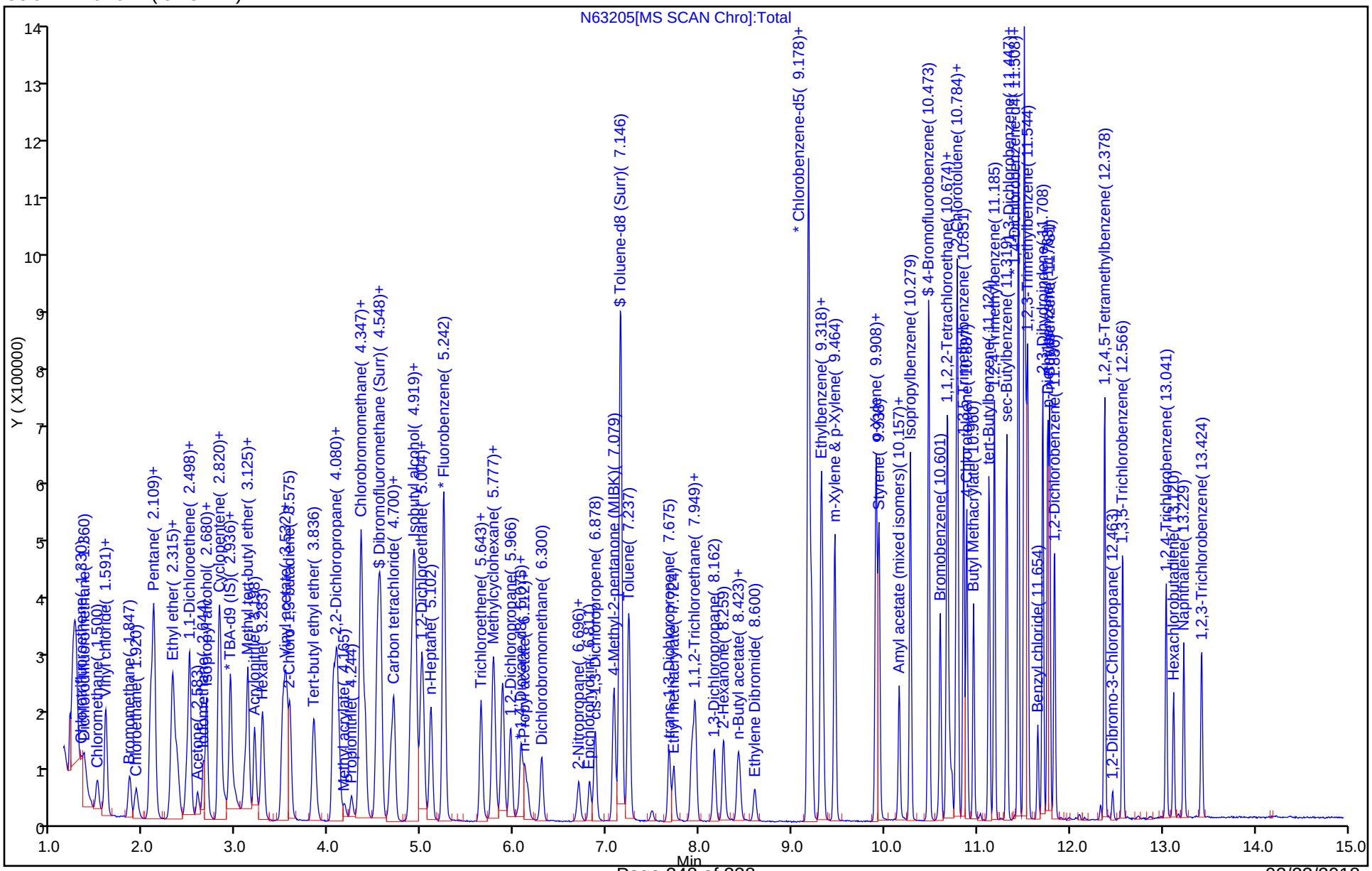

Manual Integration/User Assign Peak Report

TestAmerica Edison

Data File: \\ChromNA\Edison\ChromData\CVOAMS11\20180219-67709.b\N63205.D
Injection Date: 19-Feb-2018 09:59:30 Instrument ID: CVOAMS11
Lims ID: CCVIS
Client ID:
Operator ID: ALS Bottle#: 1 Worklist Smp#: 2
Purge Vol: 5.000 mL Dil. Factor: 1.0000
Method: 8260W_11 Limit Group: VOA - 8260C DKQP Water and Solid
Column: Rtx-624 (0.25 mm) Detector MS SCAN

25 Acetonitrile, CAS: 75-05-8

Signal: 1

Not Detected
Expected RT: 2.87

Processing Integration Results

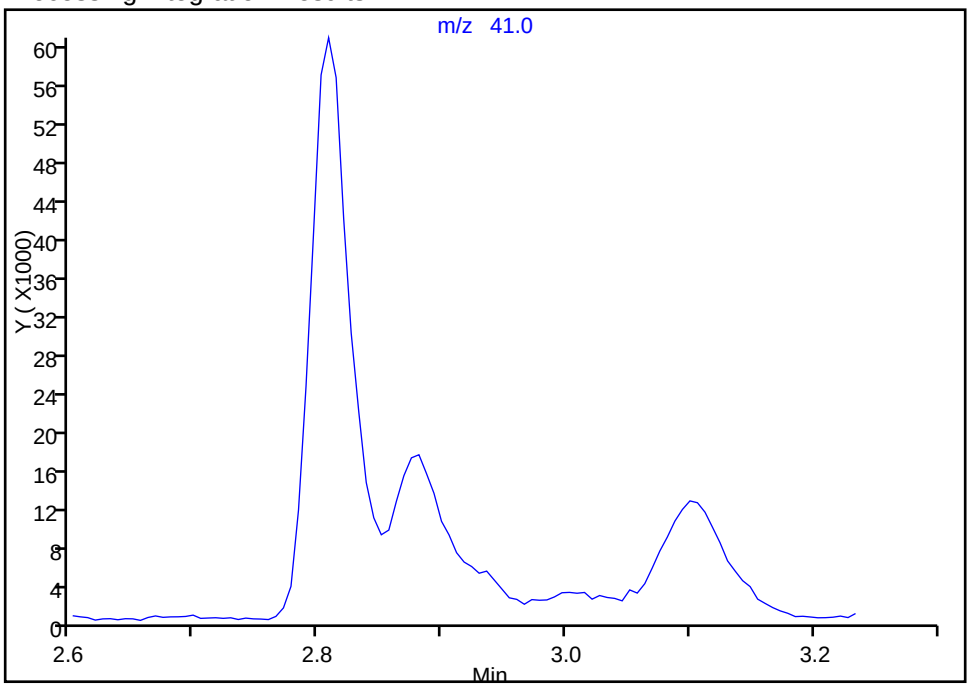

Manual Integration Results

RT: 2.88
Area: 47322
Amount: 199.6548
Amount Units: ug/l

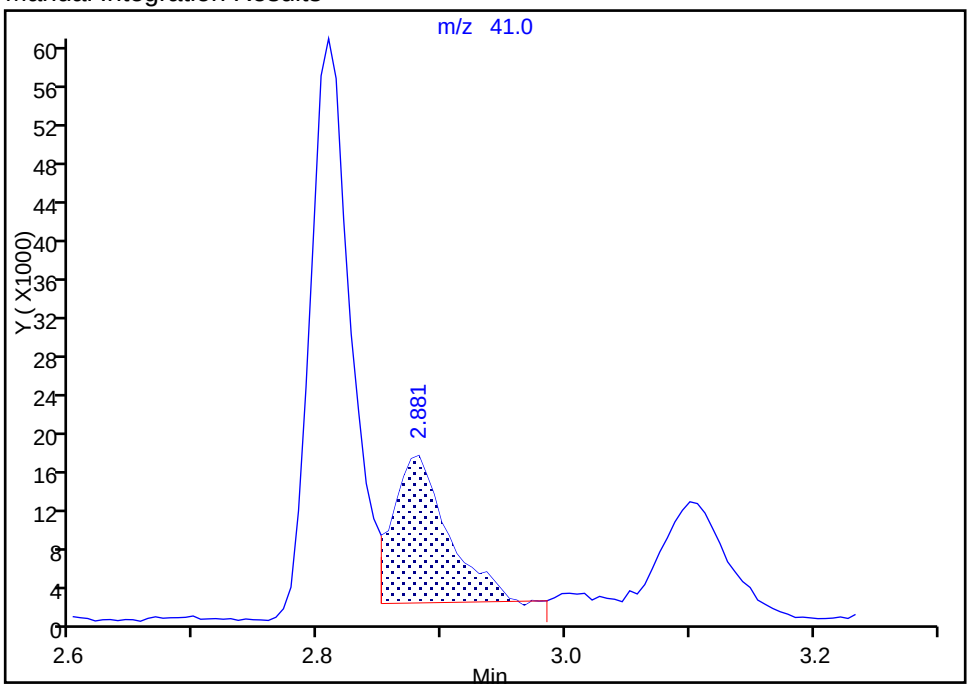

Reviewer: martineze, 19-Feb-2018 10:19:59
Audit Action: Assigned Compound ID Audit Reason: Peak assignment corrected

Manual Integration/User Assign Peak Report

TestAmerica Edison

Data File: \\ChromNA\Edison\ChromData\CVOAMS11\20180219-67709.b\N63205.D
Injection Date: 19-Feb-2018 09:59:30 Instrument ID: CVOAMS11
Lims ID: CCVIS
Client ID:
Operator ID: ALS Bottle#: 1 Worklist Smp#: 2
Purge Vol: 5.000 mL Dil. Factor: 1.0000
Method: 8260W_11 Limit Group: VOA - 8260C DKQP Water and Solid
Column: Rtx-624 (0.25 mm) Detector MS SCAN

43 Methyl acrylate, CAS: 96-33-3

Signal: 1

Not Detected
Expected RT: 4.17

Processing Integration Results

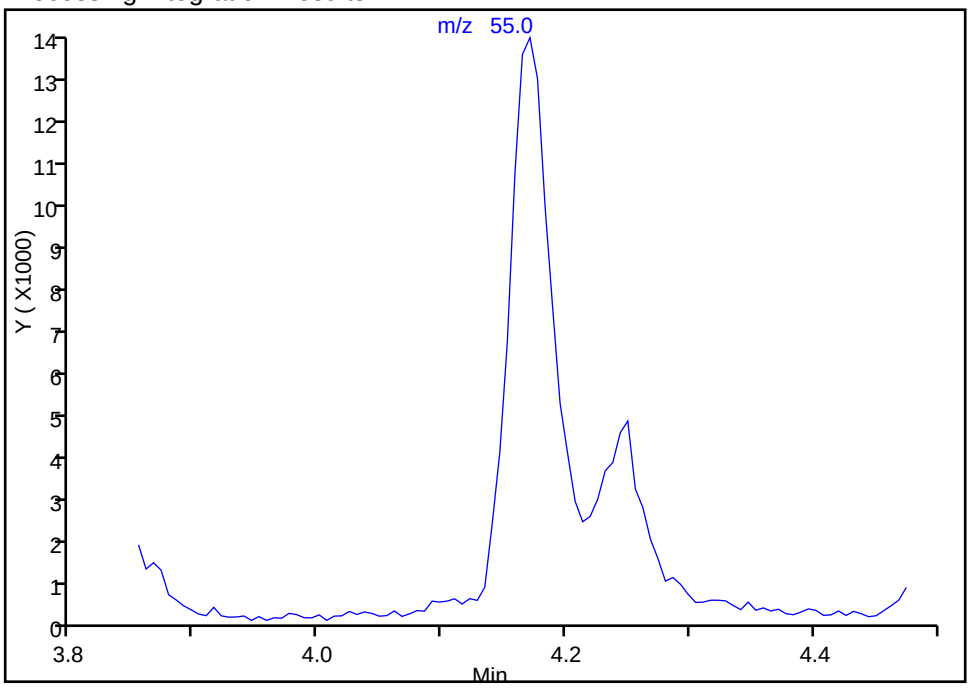

Manual Integration Results

RT: 4.17
Area: 34039
Amount: 15.248111
Amount Units: ug/l

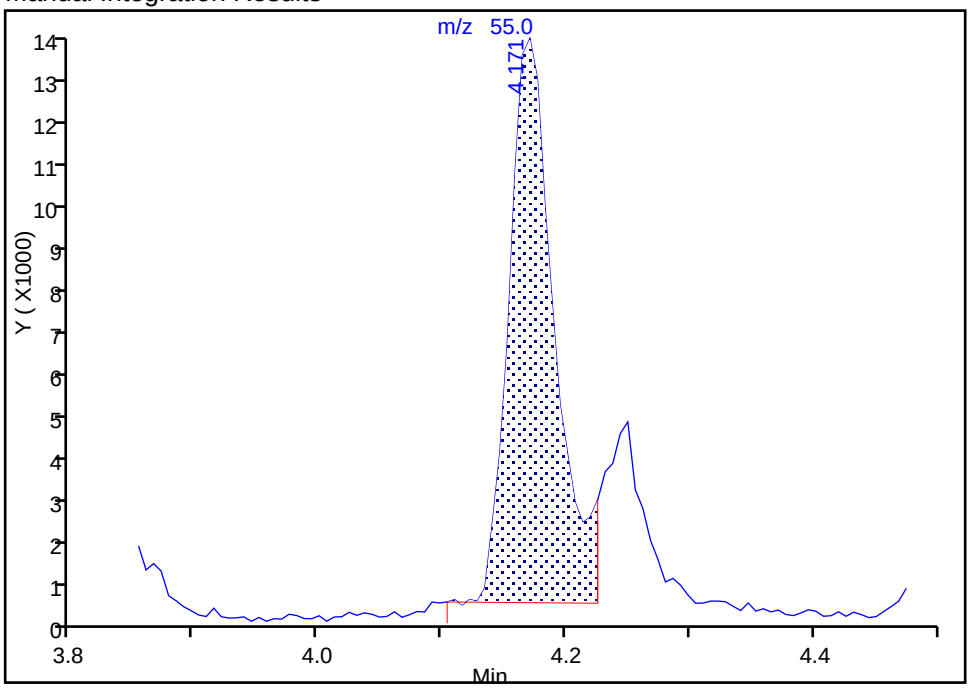

Reviewer: martineze, 19-Feb-2018 10:20:13
Audit Action: Assigned Compound ID Audit Reason: Peak assignment corrected

Manual Integration/User Assign Peak Report

TestAmerica Edison

Data File: \\ChromNA\Edison\ChromData\CVOAMS11\20180219-67709.b\N63205.D
Injection Date: 19-Feb-2018 09:59:30 Instrument ID: CVOAMS11
Lims ID: CCVIS
Client ID:
Operator ID: ALS Bottle#: 1 Worklist Smp#: 2
Purge Vol: 5.000 mL Dil. Factor: 1.0000
Method: 8260W_11 Limit Group: VOA - 8260C DKQP Water and Solid
Column: Rtx-624 (0.25 mm) Detector MS SCAN

58 Isobutyl alcohol, CAS: 78-83-1

Signal: 1

Processing Integration Results

RT: 5.00
Area: 151159
Amount: 1221.0099
Amount Units: ug/l

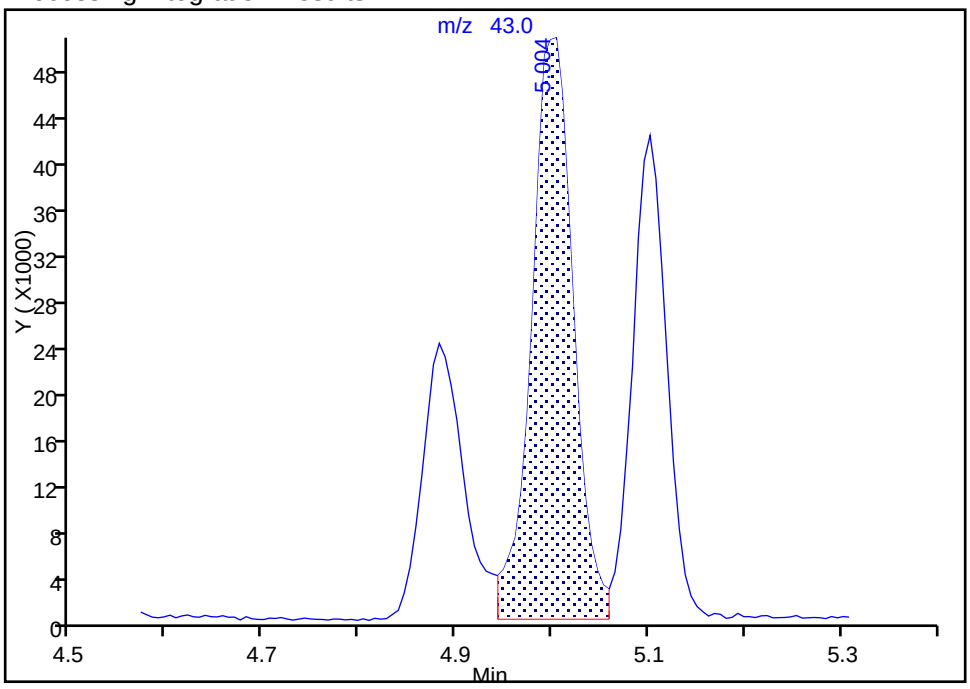

Manual Integration Results

RT: 4.88
Area: 71283
Amount: 575.7993
Amount Units: ug/l

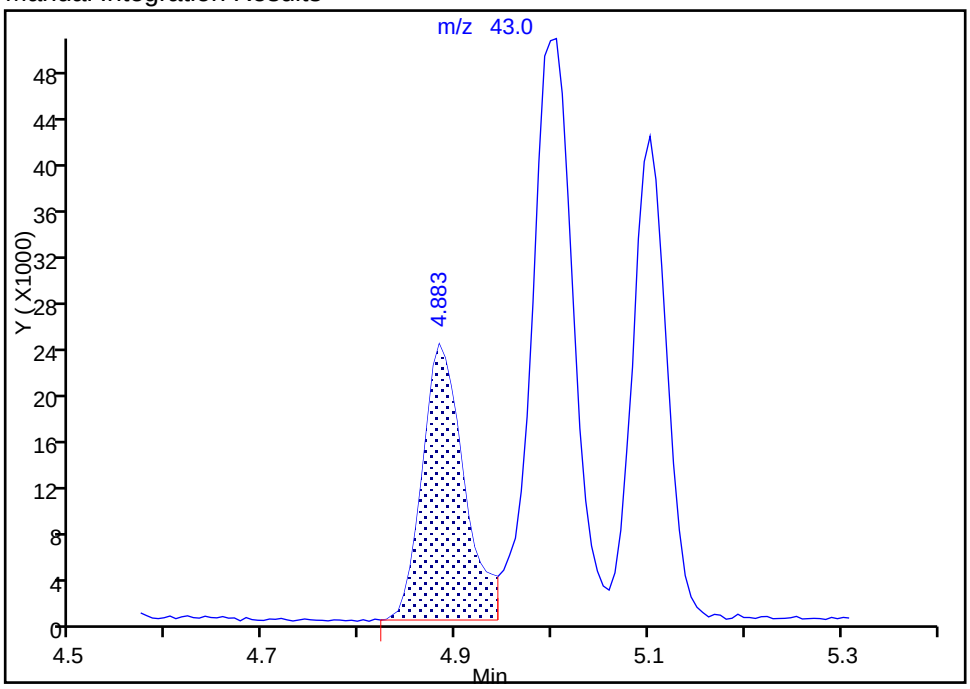

Reviewer: starzecm, 19-Feb-2018 21:13:00
Audit Action: Assigned Compound ID Audit Reason: Peak assignment corrected

Manual Integration/User Assign Peak Report

TestAmerica Edison

Data File: \\ChromNA\Edison\ChromData\CVOAMS11\20180219-67709.b\N63205.D
Injection Date: 19-Feb-2018 09:59:30 Instrument ID: CVOAMS11
Lims ID: CCVIS
Client ID:
Operator ID: ALS Bottle#: 1 Worklist Smp#: 2
Purge Vol: 5.000 mL Dil. Factor: 1.0000
Method: 8260W_11 Limit Group: VOA - 8260C DKQP Water and Solid
Column: Rtx-624 (0.25 mm) Detector MS SCAN

63 n-Butanol, CAS: 71-36-3

Signal: 1

Processing Integration Results

RT: 5.78
Area: 47343
Amount: 1211.6420
Amount Units: ug/l

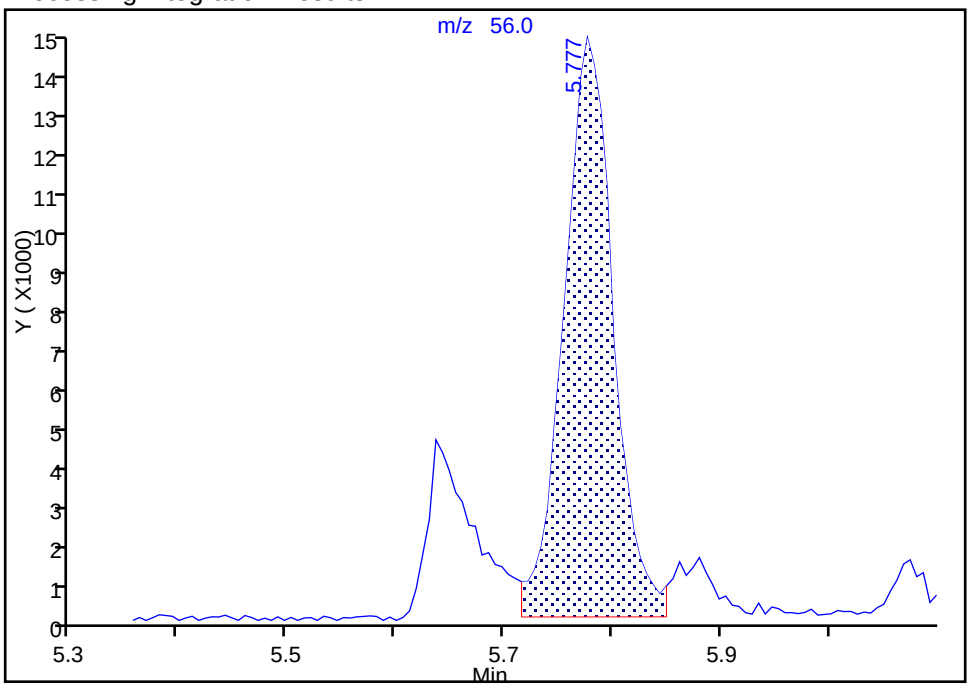

Manual Integration Results

RT: 5.64
Area: 13690
Amount: 350.3660
Amount Units: ug/l

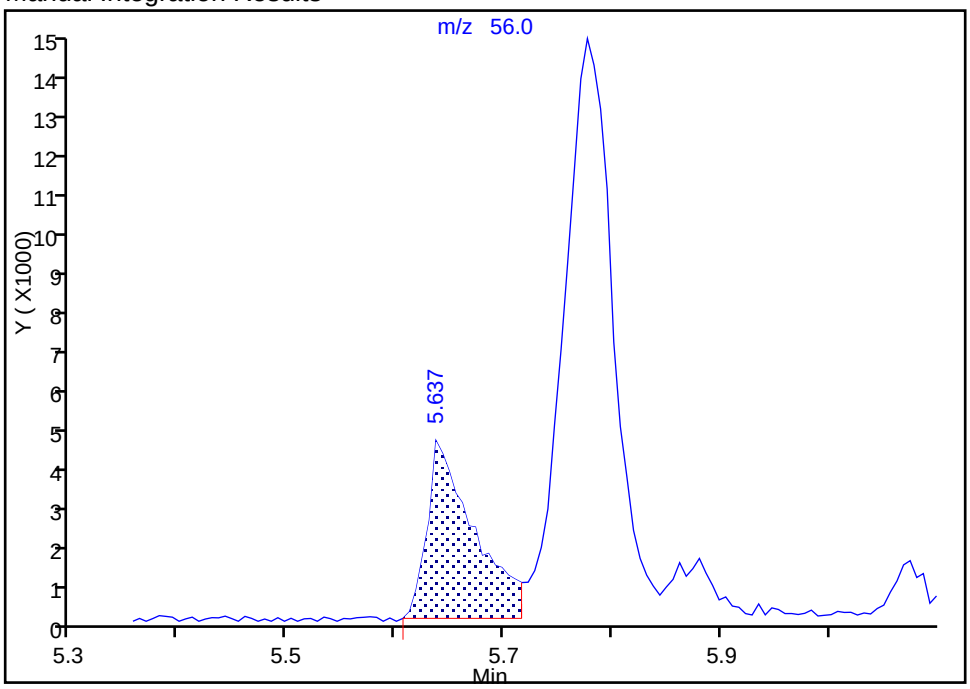

Reviewer: martineze, 19-Feb-2018 10:20:27
Audit Action: Assigned Compound ID Audit Reason: Peak assignment corrected

TestAmerica Edison
Target Compound Quantitation Report

Data File: \\ChromNA\Edison\ChromData\CVOAMS11\20180126-66625.b\N62521.D
Lims ID: BFB
Client ID:
Sample Type: BFB
Inject. Date: 26-Jan-2018 10:27:30 ALS Bottle#: 99 Worklist Smp#: 1
Injection Vol: 5.0 mL Dil. Factor: 1.0000
Sample Info: BFB
Misc. Info.: 460-0066625-001
Operator ID: Instrument ID: CVOAMS11

Method: \\ChromNA\Edison\ChromData\CVOAMS11\20180126-66625.b\8260W_11.m
Limit Group: VOA - 8260C DKQP Water and Solid
Last Update: 29-Jan-2018 16:28:49 Calib Date: 26-Jan-2018 13:15:30
Integrator: RTE ID Type: Deconvolution ID
Quant Method: Internal Standard Quant By: Initial Calibration
Last ICal File: \\ChromNA\Edison\ChromData\CVOAMS11\20180126-66625.b\N62528.D

Column 1 : Rtx-624 (0.25 mm) Det: MS SCAN
Process Host: XAWRK013

First Level Reviewer: martineze Date: 26-Jan-2018 10:39:00

Compound	Sig	RT (min.)	Exp RT (min.)	Dlt RT (min.)	Q	Response	Cal Amt ug/l	OnCol Amt ug/l	Flags
$ 135 BFB	95	3.129	3.129	0.000	70	381874	NR	NR	

QC Flag Legend

Processing Flags
NR - Missing Quant Standard

Reagents:

BFB_00016 Amount Added: 1.00 Units: uL

MS Tune Report

TestAmerica Edison

Data File: \\ChromNA\Edison\ChromData\CVOAMS11\20180126-66625.b\N62521.D
Injection Date: 26-Jan-2018 10:27:30 Instrument ID: CVOAMS11
Lims ID: BFB
Client ID:
Operator ID: ALS Bottle#: 99 Worklist Smp#: 1
Injection Vol: 5.0 mL Dil. Factor: 1.0000
Method: 8260W_11 Limit Group: VOA - 8260C DKQP Water and Solid
Tune Method: BFB Method 8260

$ 135 BFB

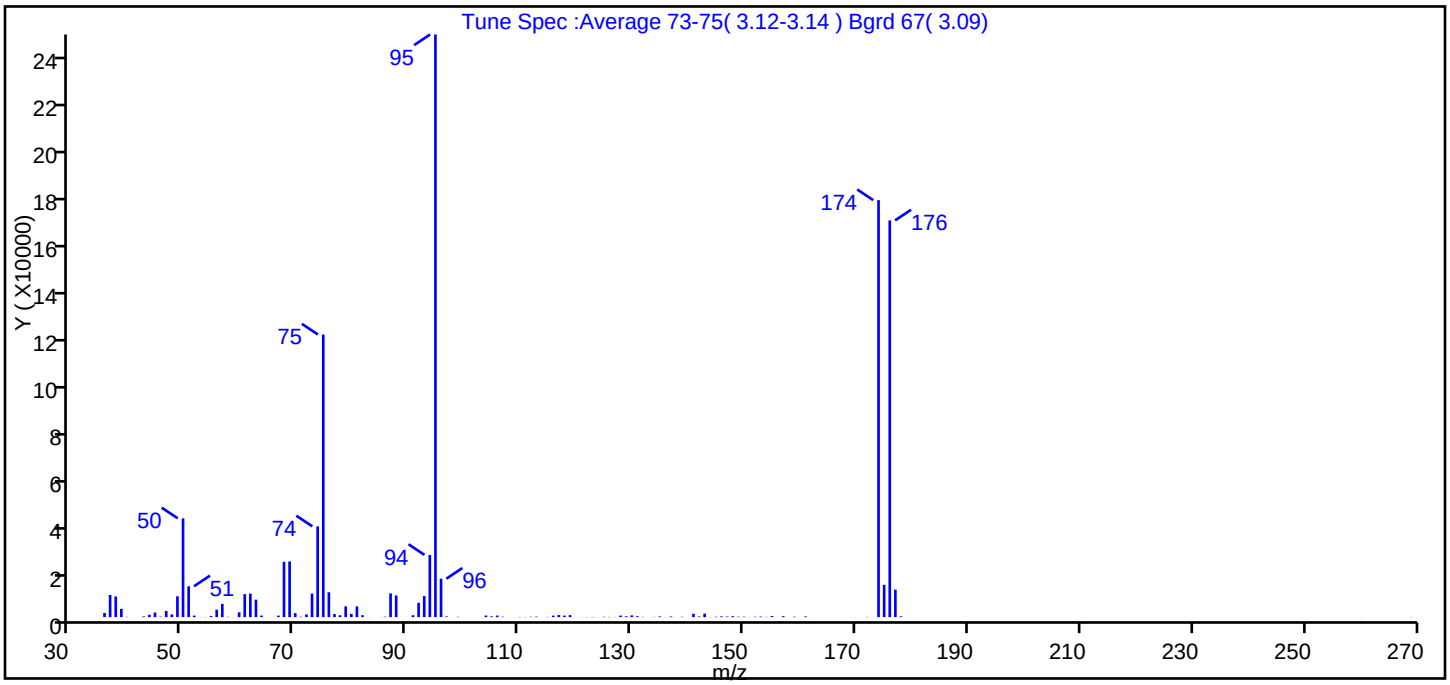

m/z	Ion Abundance Criteria	% Relative Abundance
95	Base peak, 100% relative abundance	100.0
50	15 to 40% of m/z 95	17.0
75	30 to 60% of m/z 95	48.5
96	5 to 9% of m/z 95	6.6
173	Less than 2% of m/z 174	0.0 (0.0)
174	50 to 120% of m/z 95	71.6
175	5 to 9% of m/z 174	5.6 (7.8)
176	Greater than 95% but less than 101% of m/z 174	68.1 (95.1)
177	5 to 9% of m/z 176	4.7 (6.9)

Data File: \\ChromNA\Edison\ChromData\CVOAMS11\20180126-66625.b\N62521.D\8260W_11.rslt\spectra.d
Injection Date: 26-Jan-2018 10:27:30
Spectrum: Tune Spec :Average 73-75(3.12-3.14) Bgrd 67(3.09)
Base Peak: 95.00
Minimum % Base Peak: 0
Number of Points: 118

m/z	Y	m/z	Y	m/z	Y	m/z	Y
36.00	1764	70.00	1710	107.00	182	142.00	270
37.00	9443	71.00	178	109.00	42	143.00	1512
38.00	8828	72.00	1176	110.00	104	144.00	75
39.00	3538	73.00	10010	111.00	57	145.00	173
40.00	123	74.00	38688	112.00	161	146.00	323
43.00	315	75.00	120440	113.00	233	147.00	244
44.00	1015	76.00	10606	115.00	102	148.00	413
45.00	1956	77.00	1328	116.00	652	149.00	181
46.00	187	78.00	800	117.00	910	150.00	191
47.00	2647	79.00	4616	118.00	663	151.00	36
48.00	1138	80.00	1405	119.00	862	152.00	173
49.00	8877	81.00	4594	121.00	45	153.00	252
50.00	42112	82.00	821	122.00	70	154.00	104
51.00	13151	83.00	46	123.00	92	155.00	462
52.00	670	85.00	26	124.00	42	157.00	422
53.00	50	86.00	193	125.00	155	159.00	196
54.00	67	87.00	10114	126.00	105	161.00	314
55.00	461	88.00	9247	127.00	81	170.00	33
56.00	3162	91.00	806	128.00	663	172.00	109
57.00	5658	92.00	6116	129.00	376	174.00	177728
58.00	152	93.00	8968	130.00	751	175.00	13786
59.00	34	94.00	26520	131.00	391	176.00	169088
60.00	2048	95.00	248320	132.00	118	177.00	11744
61.00	9826	96.00	16392	133.00	8	178.00	346
62.00	10017	97.00	298	134.00	88	180.00	41
63.00	7443	99.00	142	135.00	310	207.00	3
64.00	675	103.00	21	136.00	34	260.00	34
67.00	655	104.00	700	137.00	282	269.00	85
68.00	23576	105.00	349	139.00	156		
69.00	23744	106.00	681	141.00	1426		

TestAmerica Edison
Target Compound Quantitation Report

Data File: \\ChromNA\Edison\ChromData\CVOAMS11\20180219-67709.b\N63204.D
Lims ID: BFB
Client ID:
Sample Type: BFB
Inject. Date: 19-Feb-2018 09:29:30 ALS Bottle#: 99 Worklist Smp#: 1
Injection Vol: 5.0 mL Dil. Factor: 1.0000
Sample Info: BFB
Misc. Info.: 460-0067631-001
Operator ID: Instrument ID: CVOAMS11

Method: \\ChromNA\Edison\ChromData\CVOAMS11\20180219-67709.b\8260W_11.m
Limit Group: VOA - 8260C DKQP Water and Solid
Last Update: 19-Feb-2018 16:11:45 Calib Date: 26-Jan-2018 13:15:30
Integrator: RTE ID Type: Deconvolution ID
Quant Method: Internal Standard Quant By: Initial Calibration
Last ICal File: \\ChromNA\Edison\ChromData\CVOAMS11\20180126-66625.b\N62528.D

Column 1 : Rtx-624 (0.25 mm) Det: MS SCAN
Process Host: XAWRK007

Compound	Sig	RT (min.)	Exp RT (min.)	Dlt RT (min.)	Q	Response	Cal Amt ug/l	OnCol Amt ug/l	Flags
$ 135 BFB	95	3.123	3.123	0.000	81	451197	NR	NR	

QC Flag Legend

Processing Flags
NR - Missing Quant Standard

Reagents:

BFB_00016 Amount Added: 1.00 Units: uL

MS Tune Report

TestAmerica Edison

Data File: \\ChromNA\Edison\ChromData\CVOAMS11\20180219-67709.b\N63204.D
Injection Date: 19-Feb-2018 09:29:30 Instrument ID: CVOAMS11
Lims ID: BFB
Client ID:
Operator ID: ALS Bottle#: 99 Worklist Smp#: 1
Injection Vol: 5.0 mL Dil. Factor: 1.0000
Method: 8260W_11 Limit Group: VOA - 8260C DKQP Water and Solid
Tune Method: BFB Method 8260

$ 135 BFB

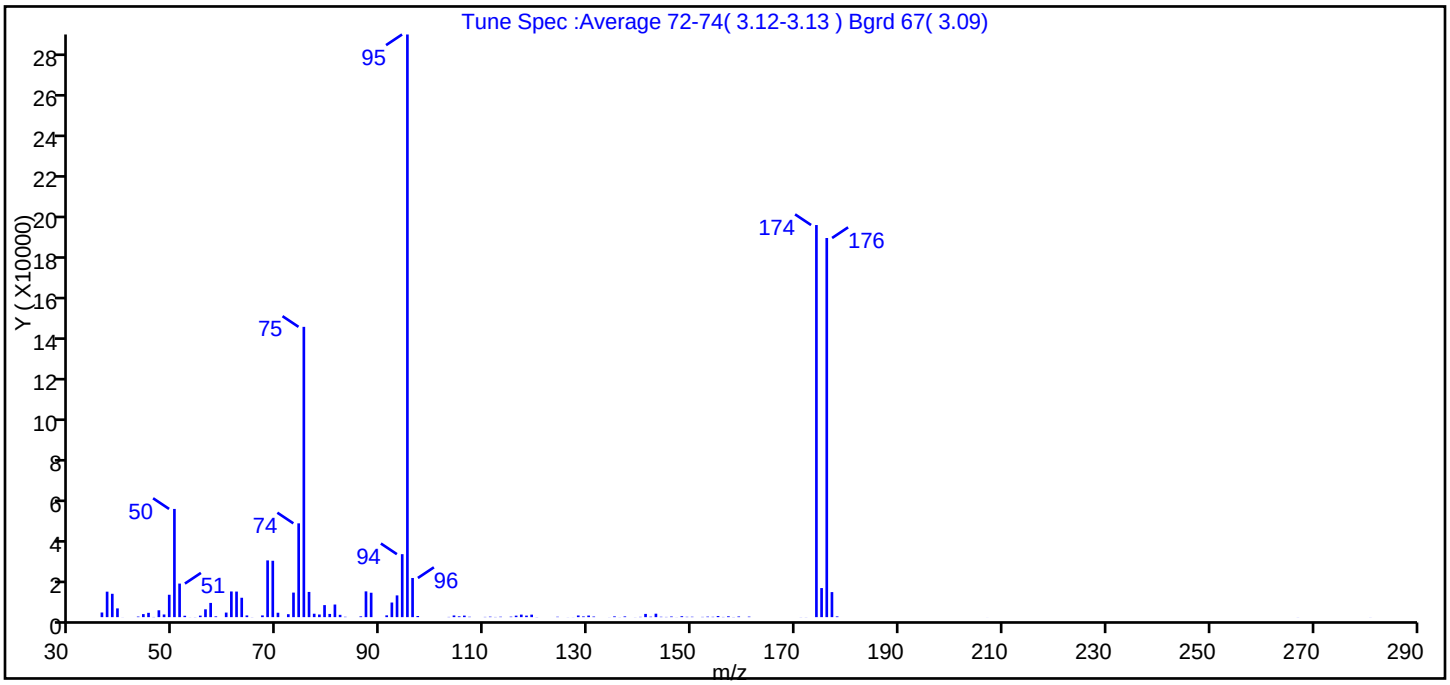

m/z	Ion Abundance Criteria	% Relative Abundance
95	Base peak, 100% relative abundance	100.0
50	15 to 40% of m/z 95	18.6
75	30 to 60% of m/z 95	49.8
96	5 to 9% of m/z 95	6.7
173	Less than 2% of m/z 174	0.0 (0.0)
174	50 to 120% of m/z 95	67.3
175	5 to 9% of m/z 174	5.0 (7.4)
176	Greater than 95% but less than 101% of m/z 174	65.1 (96.7)
177	5 to 9% of m/z 176	4.3 (6.6)

Data File: \\ChromNA\Edison\ChromData\CVOAMS11\20180219-67709.b\N63204.D\8260W_11.rslt\spectra.d
Injection Date: 19-Feb-2018 09:29:30
Spectrum: Tune Spec :Average 72-74(3.12-3.13) Bgrd 67(3.09)
Base Peak: 95.00
Minimum % Base Peak: 0
Number of Points: 110

m/z	Y	m/z	Y	m/z	Y	m/z	Y
36.00	2295	68.00	28000	106.00	760	144.00	183
37.00	12573	69.00	27816	107.00	191	145.00	109
38.00	11522	70.00	2172	110.00	119	146.00	315
39.00	4331	72.00	1454	111.00	238	147.00	39
40.00	35	73.00	12114	112.00	94	148.00	464
43.00	284	74.00	46280	113.00	209	149.00	162
44.00	1503	75.00	143232	115.00	242	150.00	195
45.00	2122	76.00	12446	116.00	738	152.00	124
46.00	89	77.00	1689	117.00	1248	153.00	260
47.00	3382	78.00	1297	118.00	754	154.00	162
48.00	1317	79.00	5936	119.00	1235	155.00	566
49.00	11045	80.00	1582	120.00	64	156.00	102
50.00	53392	81.00	6226	124.00	197	157.00	420
51.00	16560	82.00	1140	126.00	36	158.00	76
52.00	685	83.00	176	127.00	34	159.00	333
53.00	38	86.00	387	128.00	814	161.00	261
54.00	55	87.00	12717	129.00	359	171.00	45
55.00	741	88.00	12041	130.00	783	172.00	44
56.00	3864	91.00	885	131.00	306	174.00	193472
57.00	7021	92.00	7215	134.00	39	175.00	14345
58.00	391	93.00	10733	135.00	387	176.00	187072
60.00	2253	94.00	31072	136.00	42	177.00	12358
61.00	12669	95.00	287488	137.00	368	178.00	358
62.00	12617	96.00	19320	139.00	42	207.00	16
63.00	9571	97.00	564	140.00	136	267.00	34
64.00	844	103.00	111	141.00	1599	281.00	34
65.00	52	104.00	827	142.00	224		
67.00	849	105.00	409	143.00	1705		

FORM I
GC/MS VOA ORGANICS ANALYSIS DATA SHEET

Lab Name: TestAmerica Edison | Job No.: 460-150252-1

SDG No.:

Client Sample ID: | Lab Sample ID: MB 460-498215/8

Matrix: Water | Lab File ID: N63211.D

Analysis Method: 8260C | Date Collected:

Sample wt/vol: 5(mL) | Date Analyzed: 02/19/2018 12:52

Soil Aliquot Vol: | Dilution Factor: 1

Soil Extract Vol.: | GC Column: Rtx-624 ID: 0.25(mm)

% Moisture: | Level: (low/med) Low

Analysis Batch No.: 498215 | Units: ug/L

CAS NO.	COMPOUND NAME	RESULT	Q	RL	MDL
71-55-6	1,1,1-Trichloroethane	0.28	U	1.0	0.28
79-34-5	1,1,2,2-Tetrachloroethane	0.19	U	1.0	0.19
79-00-5	1,1,2-Trichloroethane	0.080	U	1.0	0.080
75-34-3	1,1-Dichloroethane	0.24	U	1.0	0.24
75-35-4	1,1-Dichloroethene	0.34	U	1.0	0.34
87-61-6	1,2,3-Trichlorobenzene	0.35	U	1.0	0.35
120-82-1	1,2,4-Trichlorobenzene	0.27	U	1.0	0.27
96-12-8	1,2-Dibromo-3-Chloropropane	0.23	U	1.0	0.23
106-93-4	1,2-Dibromoethane	0.19	U	1.0	0.19
95-50-1	1,2-Dichlorobenzene	0.22	U	1.0	0.22
107-06-2	1,2-Dichloroethane	0.25	U	1.0	0.25
78-87-5	1,2-Dichloropropane	0.18	U	1.0	0.18
541-73-1	1,3-Dichlorobenzene	0.33	U	1.0	0.33
106-46-7	1,4-Dichlorobenzene	0.33	U	1.0	0.33
78-93-3	2-Butanone	2.2	U	5.0	2.2
591-78-6	2-Hexanone	0.72	U	5.0	0.72
108-10-1	4-Methyl-2-pentanone	0.63	U	5.0	0.63
67-64-1	Acetone	1.1	U	5.0	1.1
71-43-2	Benzene	0.090	U	1.0	0.090
74-97-5	Bromochloromethane	0.30	U	1.0	0.30
75-27-4	Bromodichloromethane	0.15	U	1.0	0.15
75-25-2	Bromoform	0.18	U	1.0	0.18
74-83-9	Bromomethane	0.18	U	1.0	0.18
75-15-0	Carbon disulfide	0.22	U	1.0	0.22
56-23-5	Carbon tetrachloride	0.33	U	1.0	0.33
108-90-7	Chlorobenzene	0.24	U	1.0	0.24
75-00-3	Chloroethane	0.37	U	1.0	0.37
67-66-3	Chloroform	0.22	U	1.0	0.22
74-87-3	Chloromethane	0.22	U	1.0	0.22
156-59-2	cis-1,2-Dichloroethene	0.26	U	1.0	0.26
10061-01-5	cis-1,3-Dichloropropene	0.16	U	1.0	0.16
110-82-7	Cyclohexane	0.26	U	1.0	0.26
124-48-1	Dibromochloromethane	0.22	U	1.0	0.22
75-71-8	Dichlorodifluoromethane	0.14	U	1.0	0.14
100-41-4	Ethylbenzene	0.30	U	1.0	0.30
76-13-1	Freon TF	0.34	U	1.0	0.34

FORM I
GC/MS VOA ORGANICS ANALYSIS DATA SHEET

Lab Name: TestAmerica Edison | Job No.: 460-150252-1

SDG No.:

Client Sample ID: | Lab Sample ID: MB 460-498215/8

Matrix: Water | Lab File ID: N63211.D

Analysis Method: 8260C | Date Collected:

Sample wt/vol: 5(mL) | Date Analyzed: 02/19/2018 12:52

Soil Aliquot Vol: | Dilution Factor: 1

Soil Extract Vol.: | GC Column: Rtx-624 ID: 0.25(mm)

% Moisture: | Level: (low/med) Low

Analysis Batch No.: 498215 | Units: ug/L

CAS NO.	COMPOUND NAME	RESULT	Q	RL	MDL
98-82-8	Isopropylbenzene	0.32	U	1.0	0.32
179601-23-1	m&p-Xylene	0.28	U	1.0	0.28
79-20-9	Methyl acetate	0.58	U	5.0	0.58
108-87-2	Methylcyclohexane	0.22	U	1.0	0.22
75-09-2	Methylene Chloride	0.21	U	1.0	0.21
1634-04-4	MTBE	0.13	U	1.0	0.13
95-47-6	o-Xylene	0.32	U	1.0	0.32
100-42-5	Styrene	0.17	U	1.0	0.17
127-18-4	Tetrachloroethene	0.12	U	1.0	0.12
108-88-3	Toluene	0.25	U	1.0	0.25
156-60-5	trans-1,2-Dichloroethene	0.18	U	1.0	0.18
10061-02-6	trans-1,3-Dichloropropene	0.19	U	1.0	0.19
79-01-6	Trichloroethene	0.22	U	1.0	0.22
75-69-4	Trichlorofluoromethane	0.15	U	1.0	0.15
75-01-4	Vinyl chloride	0.060	U	1.0	0.060

CAS NO.	SURROGATE	%REC	Q	LIMITS
17060-07-0	1,2-Dichloroethane-d4 (Surr)	96		70-130
460-00-4	Bromofluorobenzene	99		70-130
1868-53-7	Dibromofluoromethane (Surr)	101		70-130
2037-26-5	Toluene-d8 (Surr)	105		70-130

FORM I
GC/MS VOA ORGANICS ANALYSIS DATA SHEET
TENTATIVELY IDENTIFIED COMPOUNDS

Lab Name: TestAmerica Edison | Job No.: 460-150252-1

SDG No.:

Client Sample ID: | Lab Sample ID: MB 460-498215/8

Matrix: Water | Lab File ID: N63211.D

Analysis Method: 8260C | Date Collected:

Sample wt/vol: 5(mL) | Date Analyzed: 02/19/2018 12:52

Soil Aliquot Vol: | Dilution Factor: 1

Soil Extract Vol.: | GC Column: Rtx-624 ID: 0.25(mm)

% Moisture: | Level: (low/med) Low

Analysis Batch No.: 498215 | Units: ug/L

Number TICs Found: 0 | TIC Result Total: 0

CAS NO.	COMPOUND NAME	RT	RESULT	Q	MATCH QUALITY
	Tentatively Identified Compound		None		

TestAmerica Edison
Target Compound Quantitation Report

Data File: \\ChromNA\Edison\ChromData\CVOAMS11\20180219-67709.b\N63211.D
Lims ID: MB
Client ID:
Sample Type: MB
Inject. Date: 19-Feb-2018 12:52:30 ALS Bottle#: 7 Worklist Smp#: 8
Purge Vol: 5.000 mL Dil. Factor: 1.0000
Sample Info: MB
Misc. Info.: 460-0067709-008
Operator ID: Instrument ID: CVOAMS11

Method: \\ChromNA\Edison\ChromData\CVOAMS11\20180219-67709.b\8260W_11.m
Limit Group: VOA - 8260C DKQP Water and Solid
Last Update: 19-Feb-2018 17:21:29 Calib Date: 26-Jan-2018 13:15:30
Integrator: RTE ID Type: Deconvolution ID
Quant Method: Internal Standard Quant By: Initial Calibration
Last ICal File: \\ChromNA\Edison\ChromData\CVOAMS11\20180126-66625.b\N62528.D

Column 1 : Rtx-624 (0.25 mm) Det: MS SCAN
Process Host: XAWRK007

First Level Reviewer: starzecm Date: 19-Feb-2018 17:21:29

Compound	Sig	RT (min.)	Exp RT (min.)	Dlt RT (min.)	Q	Response	Cal Amt ug/l	OnCol Amt ug/l	Flags
* 27 TBA-d9 (IS)	65	2.930	2.936	-0.006	0	178133	1000.0	1000.0	
* 39 2-Butanone-d5	46	4.043	4.043	0.000	0	188885	250.0	250.0	
$ 51 Dibromofluoromethane (Surr	113	4.560	4.560	0.000	96	182599	50.0	50.7	
$ 56 1,2-Dichloroethane-d4 (Sur	65	4.937	4.937	0.000	0	198693	50.0	48.0	
* 62 Fluorobenzene	96	5.242	5.242	0.000	99	666421	50.0	50.0	
* 68 1,4-Dioxane-d8	96	6.051	6.039	0.012	0	20925	1000.0	1000.0	
$ 79 Toluene-d8 (Surr)	98	7.146	7.152	-0.006	99	784997	50.0	52.6	
* 90 Chlorobenzene-d5	117	9.178	9.178	0.000	87	521504	50.0	50.0	
$ 101 4-Bromofluorobenzene	174	10.480	10.480	0.000	86	202401	50.0	49.3	
* 117 1,4-Dichlorobenzene-d4	152	11.508	11.508	0.000	97	261828	50.0	50.0	

Reagents:

8260SURR250_00166 Amount Added: 1.00 Units: uL Run Reagent
8260ISNEW_00120 Amount Added: 1.00 Units: uL Run Reagent

Report Date: 19-Feb-2018 17:21:32 Chrom Revision: 2.2 08-Feb-2018 13:38:42

TestAmerica Edison

Data File: \\ChromNA\Edison\ChromData\CVOAMS11\20180219-67709.b\N63211.D

Injection Date:	19-Feb-2018 12:52:30	Instrument ID:	CVOAMS11	Operator ID:	
Lims ID:	MB			Worklist Smp#:	8
Client ID:					
Purge Vol:	5.000 mL	Dil. Factor:	1.0000	ALS Bottle#:	7
Method:	8260W_11	Limit Group:	VOA - 8260C DKQP Water and Solid		

Column: Rtx-624 (0.25 mm)

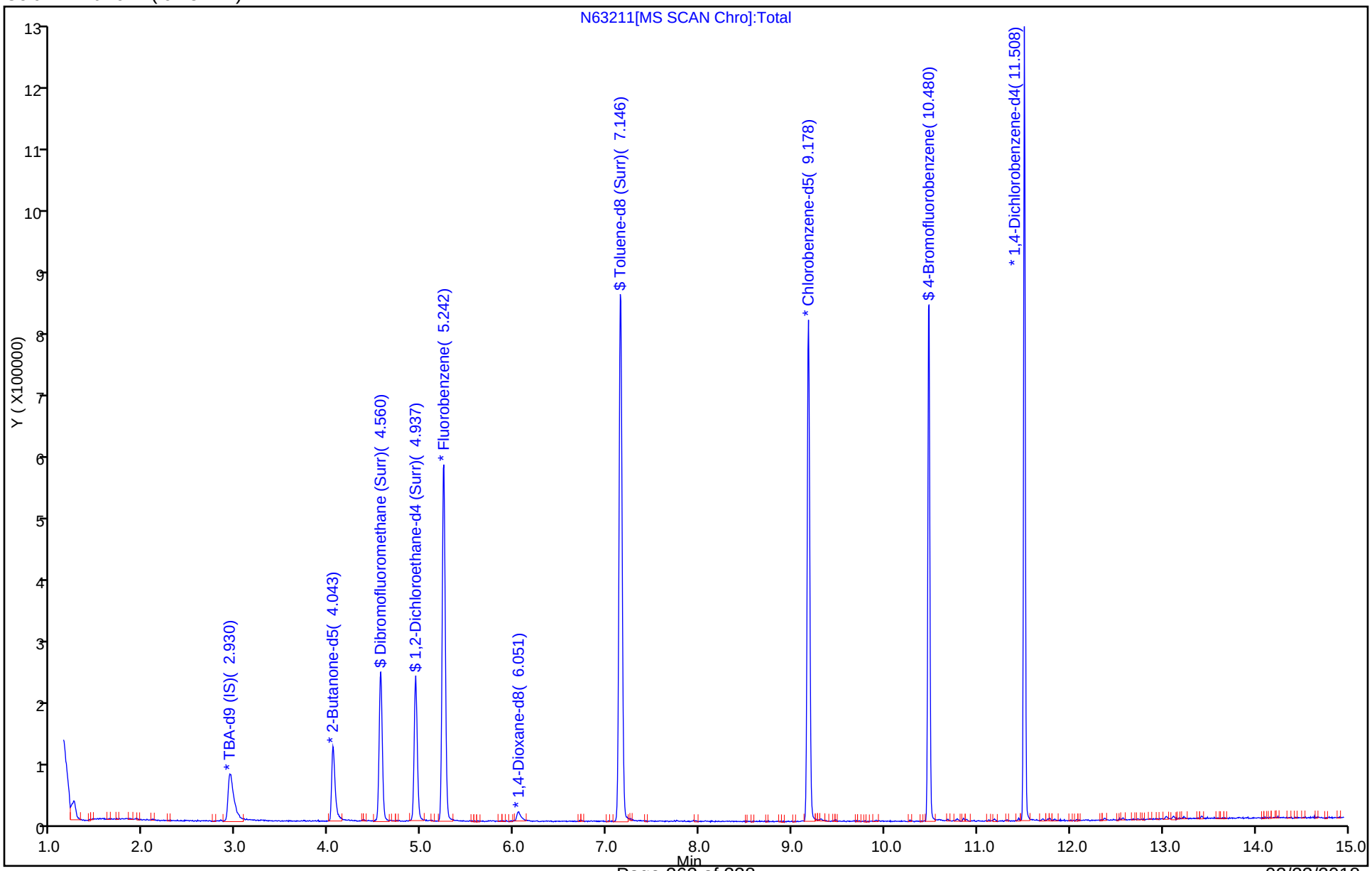

User Disabled Compound Report

TestAmerica Edison

Data File: \\ChromNA\Edison\ChromData\CVOAMS11\20180219-67709.b\N63211.D
Injection Date: 19-Feb-2018 12:52:30 Instrument ID: CVOAMS11
Lims ID: MB
Client ID:
Operator ID: ALS Bottle#: 7 Worklist Smp#: 8
Purge Vol: 5.000 mL Dil. Factor: 1.0000
Method: 8260W_11 Limit Group: VOA - 8260C DKQP Water and Solid
Column: Rtx-624 (0.25 mm) Detector MS SCAN

78 4-Methyl-2-pentanone (MIBK), CAS: 108-10-1

Processing Results

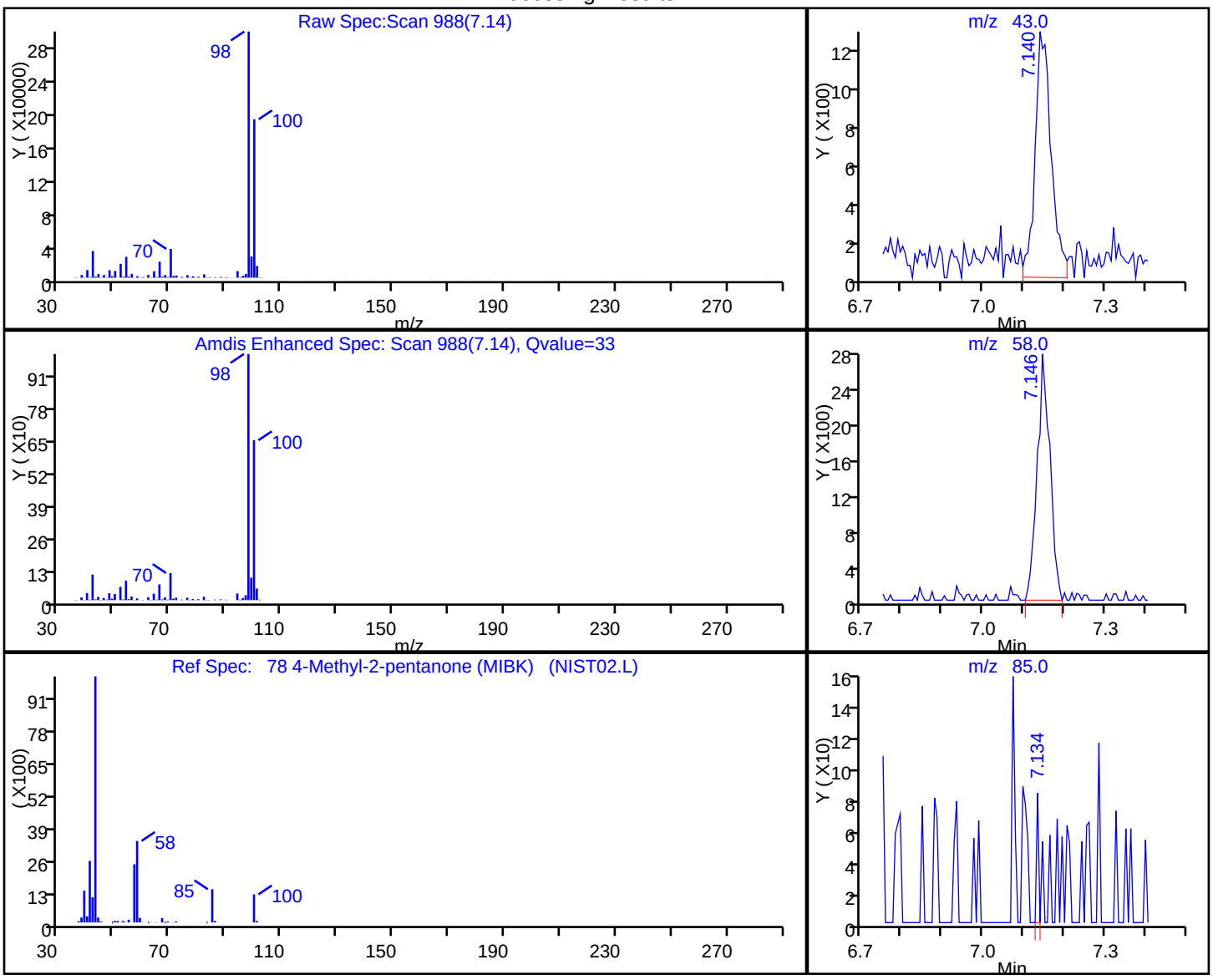

RT	Mass	Response	Amount
7.14	43.00	3375	1.525764
7.15	58.00	6097	
7.13	85.00	29	
7.15	100.00	505996	

Reviewer: martineze, 19-Feb-2018 16:12:13
Audit Action: Marked Compound Undetected Audit Reason: Invalid Compound ID

FORM I
GC/MS VOA ORGANICS ANALYSIS DATA SHEET

Lab Name: TestAmerica Edison | Job No.: 460-150252-1

SDG No.:

Client Sample ID: | Lab Sample ID: LCS 460-498215/3

Matrix: Water | Lab File ID: N63206.D

Analysis Method: 8260C | Date Collected:

Sample wt/vol: 5(mL) | Date Analyzed: 02/19/2018 10:22

Soil Aliquot Vol: | Dilution Factor: 1

Soil Extract Vol.: | GC Column: Rtx-624 ID: 0.25(mm)

% Moisture: | Level: (low/med) Low

Analysis Batch No.: 498215 | Units: ug/L

CAS NO.	COMPOUND NAME	RESULT	Q	RL	MDL
71-55-6	1,1,1-Trichloroethane	21.3		1.0	0.28
79-34-5	1,1,2,2-Tetrachloroethane	24.4		1.0	0.19
79-00-5	1,1,2-Trichloroethane	22.7		1.0	0.080
75-34-3	1,1-Dichloroethane	23.2		1.0	0.24
75-35-4	1,1-Dichloroethene	21.9		1.0	0.34
87-61-6	1,2,3-Trichlorobenzene	22.5		1.0	0.35
120-82-1	1,2,4-Trichlorobenzene	22.1		1.0	0.27
96-12-8	1,2-Dibromo-3-Chloropropane	21.0		1.0	0.23
106-93-4	1,2-Dibromoethane	21.7		1.0	0.19
95-50-1	1,2-Dichlorobenzene	23.2		1.0	0.22
107-06-2	1,2-Dichloroethane	21.1		1.0	0.25
78-87-5	1,2-Dichloropropane	22.6		1.0	0.18
541-73-1	1,3-Dichlorobenzene	24.5		1.0	0.33
106-46-7	1,4-Dichlorobenzene	24.1		1.0	0.33
78-93-3	2-Butanone	108		5.0	2.2
591-78-6	2-Hexanone	103		5.0	0.72
108-10-1	4-Methyl-2-pentanone	109		5.0	0.63
67-64-1	Acetone	89.8		5.0	1.1
71-43-2	Benzene	24.2		1.0	0.090
74-97-5	Bromochloromethane	22.4		1.0	0.30
75-27-4	Bromodichloromethane	22.9		1.0	0.15
75-25-2	Bromoform	24.5		1.0	0.18
74-83-9	Bromomethane	29.2		1.0	0.18
75-15-0	Carbon disulfide	22.7		1.0	0.22
56-23-5	Carbon tetrachloride	21.2		1.0	0.33
108-90-7	Chlorobenzene	24.1		1.0	0.24
75-00-3	Chloroethane	26.8		1.0	0.37
67-66-3	Chloroform	23.1		1.0	0.22
74-87-3	Chloromethane	21.6		1.0	0.22
156-59-2	cis-1,2-Dichloroethene	23.5		1.0	0.26
10061-01-5	cis-1,3-Dichloropropene	21.8		1.0	0.16
110-82-7	Cyclohexane	21.4		1.0	0.26
124-48-1	Dibromochloromethane	23.4		1.0	0.22
75-71-8	Dichlorodifluoromethane	16.9		1.0	0.14
100-41-4	Ethylbenzene	23.3		1.0	0.30
76-13-1	Freon TF	21.2		1.0	0.34

FORM I
GC/MS VOA ORGANICS ANALYSIS DATA SHEET

Lab Name: TestAmerica Edison Job No.: 460-150252-1

SDG No.:

Client Sample ID: Lab Sample ID: LCS 460-498215/3

Matrix: Water Lab File ID: N63206.D

Analysis Method: 8260C Date Collected:

Sample wt/vol: 5(mL) Date Analyzed: 02/19/2018 10:22

Soil Aliquot Vol: Dilution Factor: 1

Soil Extract Vol.: GC Column: Rtx-624 ID: 0.25(mm)

% Moisture: Level: (low/med) Low

Analysis Batch No.: 498215 Units: ug/L

CAS NO.	COMPOUND NAME	RESULT	Q	RL	MDL
98-82-8	Isopropylbenzene	23.6		1.0	0.32
179601-23-1	m&p-Xylene	22.9		1.0	0.28
79-20-9	Methyl acetate	144		5.0	0.58
108-87-2	Methylcyclohexane	21.5		1.0	0.22
75-09-2	Methylene Chloride	22.9		1.0	0.21
1634-04-4	MTBE	19.7		1.0	0.13
95-47-6	o-Xylene	23.0		1.0	0.32
100-42-5	Styrene	23.4		1.0	0.17
127-18-4	Tetrachloroethene	21.9		1.0	0.12
108-88-3	Toluene	23.5		1.0	0.25
156-60-5	trans-1,2-Dichloroethene	22.7		1.0	0.18
10061-02-6	trans-1,3-Dichloropropene	20.5		1.0	0.19
79-01-6	Trichloroethene	22.5		1.0	0.22
75-69-4	Trichlorofluoromethane	20.9		1.0	0.15
75-01-4	Vinyl chloride	23.5		1.0	0.060

CAS NO.	SURROGATE	%REC	Q	LIMITS
17060-07-0	1,2-Dichloroethane-d4 (Surr)	93		70-130
460-00-4	Bromofluorobenzene	98		70-130
1868-53-7	Dibromofluoromethane (Surr)	100		70-130
2037-26-5	Toluene-d8 (Surr)	103		70-130

TestAmerica Edison
Target Compound Quantitation Report

Data File: \\ChromNA\Edison\ChromData\CVOAMS11\20180219-67709.b\N63206.D
Lims ID: LCS
Client ID:
Sample Type: LCS
Inject. Date: 19-Feb-2018 10:22:30 ALS Bottle#: 2 Worklist Smp#: 3
Purge Vol: 5.000 mL Dil. Factor: 1.0000
Sample Info: LCS
Misc. Info.: 460-0067709-003
Operator ID: Instrument ID: CVOAMS11

Method: \\ChromNA\Edison\ChromData\CVOAMS11\20180219-67709.b\8260W_11.m
Limit Group: VOA - 8260C DKQP Water and Solid
Last Update: 22-Feb-2018 18:40:22 Calib Date: 26-Jan-2018 13:15:30
Integrator: RTE ID Type: Deconvolution ID
Quant Method: Internal Standard Quant By: Initial Calibration
Last ICal File: \\ChromNA\Edison\ChromData\CVOAMS11\20180126-66625.b\N62528.D

Column 1 : Rtx-624 (0.25 mm) Det: MS SCAN
Process Host: XAWRK023

First Level Reviewer: martineze Date: 19-Feb-2018 10:45:04

Compound	Sig	RT (min.)	Exp RT (min.)	Dlt RT (min.)	Q	Response	Cal Amt ug/l	OnCol Amt ug/l	Flags
1 Chlorotrifluoroethene	66	1.324	1.324	0.000	88	17234	20.0	17.8	
2 Dichlorodifluoromethane	85	1.360	1.360	0.000	99	118228	20.0	16.9	
3 Chloromethane	50	1.488	1.488	0.000	99	74754	20.0	21.6	
5 Butadiene	54	1.579	1.579	0.000	82	66339	20.0	21.1	
4 Vinyl chloride	62	1.579	1.579	0.000	98	96336	20.0	23.5	
6 Bromomethane	94	1.835	1.835	0.000	98	64384	20.0	29.2	
7 Chloroethane	64	1.902	1.902	0.000	99	53506	20.0	26.8	
8 Dichlorofluoromethane	67	2.066	2.066	0.000	98	194284	20.0	22.6	
9 Trichlorofluoromethane	101	2.072	2.072	0.000	68	149308	20.0	20.9	
10 Pentane	72	2.102	2.102	0.000	96	32487	40.0	60.5	
11 Ethanol	46	2.279	2.279	0.000	72	9393	800.0	1146.3	
12 Ethyl ether	59	2.285	2.285	0.000	94	68307	20.0	21.7	
13 2-Methyl-1,3-butadiene	53	2.309	2.309	0.000	95	74924	20.0	21.5	
14 1,2-Dichloro-1,1,2-trifluo	117	2.346	2.346	0.000	92	82931	20.0	22.0	
16 Acrolein	56	2.461	2.461	0.000	84	16809	40.0	67.4	
15 1,1,2-Trichloro-1,2,2-trif	101	2.480	2.480	0.000	95	95498	20.0	21.2	
17 1,1-Dichloroethene	96	2.492	2.492	0.000	98	87469	20.0	21.9	
18 Acetone	43	2.577	2.577	0.000	88	67864	100.0	89.8	
19 Iodomethane	142	2.638	2.638	0.000	97	144710	20.0	20.7	
21 Isopropyl alcohol	45	2.668	2.668	0.000	26	24276	200.0	238.8	
20 Carbon disulfide	76	2.674	2.674	0.000	99	312976	20.0	22.7	
22 3-Chloro-1-propene	76	2.802	2.802	0.000	96	55822	20.0	21.4	
24 Methyl acetate	74	2.814	2.814	0.000	98	48675	100.0	143.8	
23 Cyclopentene	67	2.820	2.820	0.000	94	219838	20.0	23.0	
25 Acetonitrile	41	2.875	2.875	0.000	94	71098	200.0	283.3	a
26 Methylene Chloride	84	2.930	2.930	0.000	91	102563	20.0	22.9	
* 27 TBA-d9 (IS)	65	2.936	2.936	0.000	0	198858	1000.0	1000.0	
28 2-Methyl-2-propanol	59	3.009	3.009	0.000	97	51652	200.0	214.9	
29 Methyl tert-butyl ether	73	3.094	3.094	0.000	97	234775	20.0	19.7	
30 trans-1,2-Dichloroethene	96	3.124	3.124	0.000	96	97140	20.0	22.7	
31 Acrylonitrile	53	3.191	3.191	0.000	95	201673	200.0	296.6	

Compound	Sig	RT (min.)	Exp RT (min.)	Dlt RT (min.)	Q	Response	Cal Amt ug/l	OnCol Amt ug/l	Flags
32 Hexane	57	3.276	3.276	0.000	92	112648	20.0	21.0	
33 Isopropyl ether	45	3.502	3.502	0.000	95	297630	20.0	21.7	
34 1,1-Dichloroethane	63	3.532	3.532	0.000	99	172626	20.0	23.2	
35 Vinyl acetate	86	3.544	3.544	0.000	99	27623	40.0	45.4	
36 2-Chloro-1,3-butadiene	88	3.575	3.575	0.000	91	84839	20.0	22.5	
37 Tert-butyl ethyl ether	59	3.836	3.836	0.000	91	269859	20.0	19.6	
* 39 2-Butanone-d5	46	4.043	4.043	0.000	0	205068	250.0	250.0	
38 2,2-Dichloropropane	79	4.055	4.055	0.000	91	48691	20.0	19.2	
40 cis-1,2-Dichloroethene	96	4.080	4.080	0.000	97	109524	20.0	23.5	
41 2-Butanone (MEK)	72	4.104	4.104	0.000	97	31390	100.0	107.5	
42 Ethyl acetate	70	4.104	4.104	0.000	93	13249	40.0	44.9	
43 Methyl acrylate	55	4.171	4.171	0.000	88	45820	20.0	19.6	a
44 Propionitrile	54	4.244	4.244	0.000	98	70258	200.0	276.7	
46 Chlorobromomethane	128	4.323	4.323	0.000	91	45311	20.0	22.4	
45 Tetrahydrofuran	72	4.329	4.329	0.000	49	14508	40.0	46.5	
47 Methacrylonitrile	67	4.347	4.347	0.000	91	255761	200.0	229.8	
48 Chloroform	83	4.390	4.390	0.000	99	168561	20.0	23.1	
49 Cyclohexane	84	4.518	4.518	0.000	90	149656	20.0	21.4	
50 1,1,1-Trichloroethane	97	4.536	4.536	0.000	99	144313	20.0	21.3	
$ 51 Dibromofluoromethane (Surr	113	4.560	4.560	0.000	96	184788	50.0	50.1	
52 Carbon tetrachloride	117	4.664	4.664	0.000	98	105894	20.0	21.2	
53 1,1-Dichloropropene	75	4.700	4.700	0.000	97	125658	20.0	21.9	
58 Isobutyl alcohol	43	4.876	4.876	0.000	45	77189	500.0	588.9	a
54 Isooctane	57	4.883	4.883	0.000	93	222015	20.0	21.2	
55 Benzene	78	4.913	4.913	0.000	97	402944	20.0	24.2	
$ 56 1,2-Dichloroethane-d4 (Sur	65	4.937	4.937	0.000	0	198271	50.0	46.7	
57 Tert-amyl methyl ether	73	4.998	4.998	0.000	86	276975	20.0	19.9	
59 Isopropyl acetate	43	4.998	4.998	0.000	79	191176	20.0	19.9	
60 1,2-Dichloroethane	62	5.016	5.016	0.000	97	108396	20.0	21.1	
61 n-Heptane	57	5.102	5.102	0.000	89	51096	20.0	21.3	
* 62 Fluorobenzene	96	5.241	5.241	0.000	99	682557	50.0	50.0	
64 Trichloroethene	95	5.637	5.637	0.000	98	93548	20.0	22.5	
63 n-Butanol	56	5.643	5.643	0.000	31	19922	500.0	481.6	
65 Methylcyclohexane	83	5.771	5.771	0.000	95	154731	20.0	21.5	
66 Ethyl acrylate	55	5.783	5.783	0.000	96	180460	20.0	21.1	
67 1,2-Dichloropropane	63	5.959	5.959	0.000	91	96196	20.0	22.6	
* 68 1,4-Dioxane-d8	96	6.045	6.045	0.000	0	27619	1000.0	1000.0	
69 Methyl methacrylate	100	6.075	6.075	0.000	86	32255	40.0	38.5	
70 1,4-Dioxane	88	6.099	6.099	0.000	46	14271	400.0	561.9	
71 Dibromomethane	93	6.111	6.111	0.000	97	46860	20.0	22.0	
72 n-Propyl acetate	43	6.142	6.142	0.000	97	73402	20.0	19.1	
73 Dichlorobromomethane	83	6.294	6.294	0.000	100	109801	20.0	22.9	
74 2-Nitropropane	41	6.683	6.683	0.000	84	21675	40.0	41.6	
75 2-Chloroethyl vinyl ether	63	6.695	6.695	0.000	95	38587	20.0	18.2	
76 Epichlorohydrin	57	6.811	6.811	0.000	99	101606	400.0	472.7	
77 cis-1,3-Dichloropropene	75	6.872	6.872	0.000	92	143990	20.0	21.8	
78 4-Methyl-2-pentanone (MIBK	43	7.079	7.079	0.000	96	262372	100.0	109.3	
$ 79 Toluene-d8 (Surr)	98	7.146	7.146	0.000	99	819948	50.0	51.5	
80 Toluene	91	7.237	7.237	0.000	93	417148	20.0	23.5	
81 trans-1,3-Dichloropropene	75	7.675	7.675	0.000	96	113602	20.0	20.5	
82 Ethyl methacrylate	69	7.724	7.724	0.000	89	80649	20.0	18.4	
83 1,1,2-Trichloroethane	83	7.918	7.918	0.000	96	59038	20.0	22.7	

Compound	Sig	RT (min.)	Exp RT (min.)	Dlt RT (min.)	Q	Response	Cal Amt ug/l	OnCol Amt ug/l	Flags
84 Tetrachloroethene	166	7.955	7.955	0.000	96	86124	20.0	21.9	
85 1,3-Dichloropropane	76	8.162	8.162	0.000	93	124182	20.0	22.6	
86 2-Hexanone	58	8.259	8.259	0.000	94	95368	100.0	102.7	
87 n-Butyl acetate	43	8.411	8.411	0.000	98	86246	20.0	19.9	
88 Chlorodibromomethane	129	8.429	8.429	0.000	98	63198	20.0	23.4	
89 Ethylene Dibromide	107	8.600	8.600	0.000	99	61904	20.0	21.7	
* 90 Chlorobenzene-d5	117	9.178	9.178	0.000	90	556247	50.0	50.0	
91 Chlorobenzene	112	9.214	9.214	0.000	94	265839	20.0	24.1	
92 Ethylbenzene	106	9.317	9.317	0.000	98	145591	20.0	23.3	
93 1,1,1,2-Tetrachloroethane	131	9.336	9.336	0.000	94	82095	20.0	23.0	
94 m-Xylene & p-Xylene	106	9.463	9.463	0.000	0	175933	20.0	22.9	
96 o-Xylene	106	9.908	9.908	0.000	94	177561	20.0	23.0	
95 n-Butyl acrylate	73	9.920	9.920	0.000	97	51619	20.0	18.9	
97 Styrene	104	9.938	9.938	0.000	96	289104	20.0	23.4	
99 Bromoform	173	10.151	10.151	0.000	93	29477	20.0	24.5	
98 Amyl acetate (mixed isomer	43	10.157	10.157	0.000	93	115950	20.0	19.6	
100 Isopropylbenzene	105	10.279	10.279	0.000	96	458265	20.0	23.6	
$ 101 4-Bromofluorobenzene	174	10.479	10.479	0.000	86	214454	50.0	49.0	
102 Bromobenzene	156	10.601	10.601	0.000	96	100109	20.0	22.1	
103 1,1,2,2-Tetrachloroethane	83	10.668	10.668	0.000	99	82594	20.0	24.4	
104 N-Propylbenzene	91	10.680	10.680	0.000	99	537273	20.0	24.0	
105 1,2,3-Trichloropropane	110	10.705	10.705	0.000	95	22163	20.0	21.0	
106 trans-1,4-Dichloro-2-buten	53	10.729	10.729	0.000	79	18400	20.0	23.0	
107 2-Chlorotoluene	91	10.778	10.778	0.000	96	383977	20.0	24.5	
108 4-Ethyltoluene	105	10.790	10.790	0.000	98	449669	20.0	24.6	
109 1,3,5-Trimethylbenzene	105	10.851	10.851	0.000	92	383989	20.0	23.0	
110 4-Chlorotoluene	91	10.887	10.887	0.000	98	347325	20.0	23.8	
111 Butyl Methacrylate	87	10.960	10.960	0.000	90	103205	20.0	18.2	
112 tert-Butylbenzene	119	11.124	11.124	0.000	93	296192	20.0	22.4	
113 1,2,4-Trimethylbenzene	105	11.185	11.185	0.000	98	404280	20.0	23.5	
114 sec-Butylbenzene	105	11.319	11.319	0.000	99	463550	20.0	23.3	
115 4-Isopropyltoluene	119	11.447	11.447	0.000	97	395399	20.0	23.7	
116 1,3-Dichlorobenzene	146	11.447	11.447	0.000	72	203888	20.0	24.5	
* 117 1,4-Dichlorobenzene-d4	152	11.508	11.508	0.000	97	290233	50.0	50.0	
118 1,4-Dichlorobenzene	146	11.526	11.526	0.000	95	206644	20.0	24.1	
134 1,2,3-Trimethylbenzene	105	11.544	11.544	0.000	99	419819	NC	NC	
119 Benzyl chloride	91	11.654	11.654	0.000	98	118975	20.0	16.0	
120 2,3-Dihydroindene	117	11.708	11.708	0.000	94	392642	20.0	23.9	
121 p-Diethylbenzene	119	11.763	11.763	0.000	93	220277	20.0	24.0	
122 n-Butylbenzene	92	11.781	11.781	0.000	97	207105	20.0	24.4	
123 1,2-Dichlorobenzene	146	11.836	11.836	0.000	95	190393	20.0	23.2	
124 1,2,4,5-Tetramethylbenzene	119	12.378	12.378	0.000	97	388961	20.0	22.1	
125 1,2-Dibromo-3-Chloropropan	155	12.463	12.463	0.000	96	9885	20.0	21.0	
126 1,3,5-Trichlorobenzene	180	12.572	12.572	0.000	97	140425	20.0	22.3	
127 1,2,4-Trichlorobenzene	180	13.041	13.041	0.000	94	128914	20.0	22.1	
128 Hexachlorobutadiene	225	13.120	13.120	0.000	91	38036	20.0	19.3	
129 Naphthalene	128	13.229	13.229	0.000	99	264175	20.0	21.9	
130 1,2,3-Trichlorobenzene	180	13.424	13.424	0.000	95	109305	20.0	22.5	
S 131 1,2-Dichloroethene, Total	100				0		40.0	46.2	
S 132 Xylenes, Total	100				0		40.0	45.9	
S 133 Total BTEX	1				0		100.0	116.9	

QC Flag Legend

Processing Flags

NC - Not Calibrated

Review Flags

a - User Assigned ID

Reagents:

8260MIX1COMB_00073	Amount Added:	20.00	Units: uL	
GASES Li_00247	Amount Added:	20.00	Units: uL	
ACROLEIN W_00073	Amount Added:	4.00	Units: uL	
8260SURR250_00166	Amount Added:	1.00	Units: uL	Run Reagent
8260ISNEW_00120	Amount Added:	1.00	Units: uL	Run Reagent

Report Date: 22-Feb-2018 18:40:24 Chrom Revision: 2.2 08-Feb-2018 13:38:42

TestAmerica Edison

Data File: \\ChromNA\Edison\ChromData\CVOAMS11\20180219-67709.b\N63206.D

Injection Date: 19-Feb-2018 10:22:30 Instrument ID: CVOAMS11 Operator ID:

Lims ID: LCS Worklist Smp#: 3

Client ID:

Purge Vol: 5.000 mL Dil. Factor: 1.0000 ALS Bottle#: 2

Method: 8260W_11 Limit Group: VOA - 8260C DKQP Water and Solid

Column: Rtx-624 (0.25 mm)

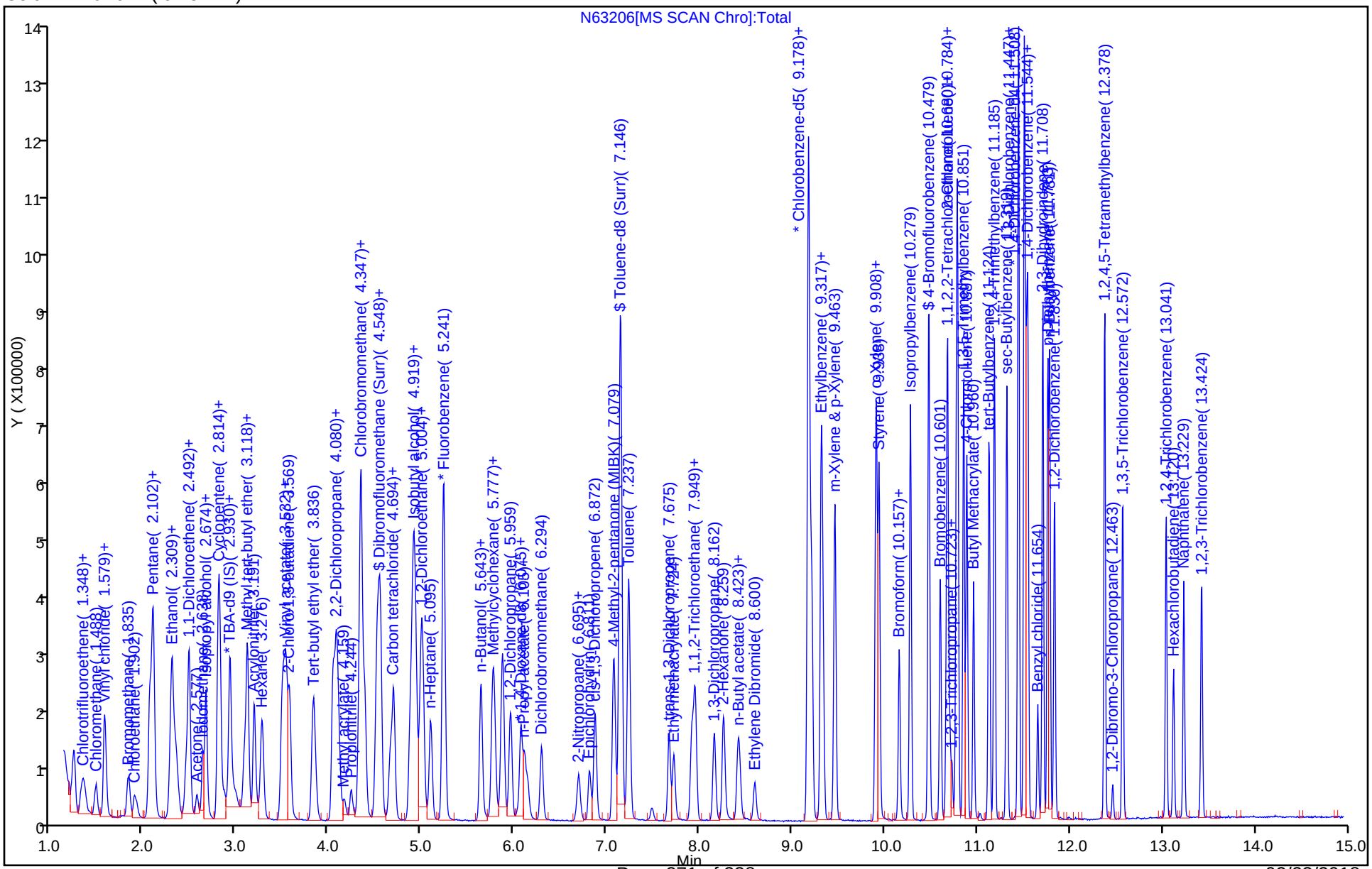

FORM I
GC/MS VOA ORGANICS ANALYSIS DATA SHEET

Lab Name: TestAmerica Edison | Job No.: 460-150252-1

SDG No.:

Client Sample ID: | Lab Sample ID: LCSD 460-498215/6

Matrix: Water | Lab File ID: N63209.D

Analysis Method: 8260C | Date Collected:

Sample wt/vol: 5(mL) | Date Analyzed: 02/19/2018 12:05

Soil Aliquot Vol: | Dilution Factor: 1

Soil Extract Vol.: | GC Column: Rtx-624 ID: 0.25(mm)

% Moisture: | Level: (low/med) Low

Analysis Batch No.: 498215 | Units: ug/L

CAS NO.	COMPOUND NAME	RESULT	Q	RL	MDL
71-55-6	1,1,1-Trichloroethane	18.7		1.0	0.28
79-34-5	1,1,2,2-Tetrachloroethane	18.9		1.0	0.19
79-00-5	1,1,2-Trichloroethane	19.0		1.0	0.080
75-34-3	1,1-Dichloroethane	20.3		1.0	0.24
75-35-4	1,1-Dichloroethene	19.0		1.0	0.34
87-61-6	1,2,3-Trichlorobenzene	16.9		1.0	0.35
120-82-1	1,2,4-Trichlorobenzene	18.1		1.0	0.27
96-12-8	1,2-Dibromo-3-Chloropropane	14.1		1.0	0.23
106-93-4	1,2-Dibromoethane	18.2		1.0	0.19
95-50-1	1,2-Dichlorobenzene	20.4		1.0	0.22
107-06-2	1,2-Dichloroethane	17.6		1.0	0.25
78-87-5	1,2-Dichloropropane	19.3		1.0	0.18
541-73-1	1,3-Dichlorobenzene	22.1		1.0	0.33
106-46-7	1,4-Dichlorobenzene	21.1		1.0	0.33
78-93-3	2-Butanone	97.3		5.0	2.2
591-78-6	2-Hexanone	88.8		5.0	0.72
108-10-1	4-Methyl-2-pentanone	99.6		5.0	0.63
67-64-1	Acetone	80.5		5.0	1.1
71-43-2	Benzene	21.7		1.0	0.090
74-97-5	Bromochloromethane	18.3		1.0	0.30
75-27-4	Bromodichloromethane	18.9		1.0	0.15
75-25-2	Bromoform	18.5		1.0	0.18
74-83-9	Bromomethane	28.2		1.0	0.18
75-15-0	Carbon disulfide	19.2		1.0	0.22
56-23-5	Carbon tetrachloride	18.1		1.0	0.33
108-90-7	Chlorobenzene	21.1		1.0	0.24
75-00-3	Chloroethane	22.9		1.0	0.37
67-66-3	Chloroform	20.1		1.0	0.22
74-87-3	Chloromethane	19.1		1.0	0.22
156-59-2	cis-1,2-Dichloroethene	20.7		1.0	0.26
10061-01-5	cis-1,3-Dichloropropene	18.4		1.0	0.16
110-82-7	Cyclohexane	18.9		1.0	0.26
124-48-1	Dibromochloromethane	18.3		1.0	0.22
75-71-8	Dichlorodifluoromethane	14.6		1.0	0.14
100-41-4	Ethylbenzene	20.9		1.0	0.30
76-13-1	Freon TF	18.8		1.0	0.34

FORM I
GC/MS VOA ORGANICS ANALYSIS DATA SHEET

Lab Name: TestAmerica Edison | Job No.: 460-150252-1

SDG No.:

Client Sample ID: | Lab Sample ID: LCSD 460-498215/6

Matrix: Water | Lab File ID: N63209.D

Analysis Method: 8260C | Date Collected:

Sample wt/vol: 5(mL) | Date Analyzed: 02/19/2018 12:05

Soil Aliquot Vol: | Dilution Factor: 1

Soil Extract Vol.: | GC Column: Rtx-624 ID: 0.25(mm)

% Moisture: | Level: (low/med) Low

Analysis Batch No.: 498215 | Units: ug/L

CAS NO.	COMPOUND NAME	RESULT	Q	RL	MDL
98-82-8	Isopropylbenzene	21.3		1.0	0.32
179601-23-1	m&p-Xylene	20.6		1.0	0.28
79-20-9	Methyl acetate	136		5.0	0.58
108-87-2	Methylcyclohexane	18.4		1.0	0.22
75-09-2	Methylene Chloride	19.6		1.0	0.21
1634-04-4	MTBE	15.5		1.0	0.13
95-47-6	o-Xylene	20.6		1.0	0.32
100-42-5	Styrene	20.7		1.0	0.17
127-18-4	Tetrachloroethene	19.5		1.0	0.12
108-88-3	Toluene	21.4		1.0	0.25
156-60-5	trans-1,2-Dichloroethene	20.0		1.0	0.18
10061-02-6	trans-1,3-Dichloropropene	16.2		1.0	0.19
79-01-6	Trichloroethene	19.6		1.0	0.22
75-69-4	Trichlorofluoromethane	18.5		1.0	0.15
75-01-4	Vinyl chloride	20.7		1.0	0.060

CAS NO.	SURROGATE	%REC	Q	LIMITS
17060-07-0	1,2-Dichloroethane-d4 (Surr)	82		70-130
460-00-4	Bromofluorobenzene	91		70-130
1868-53-7	Dibromofluoromethane (Surr)	92		70-130
2037-26-5	Toluene-d8 (Surr)	98		70-130

TestAmerica Edison
Target Compound Quantitation Report

Data File: \\ChromNA\Edison\ChromData\CVOAMS11\20180219-67709.b\N63209.D
Lims ID: LCSD
Client ID:
Sample Type: LCSD
Inject. Date: 19-Feb-2018 12:05:30 ALS Bottle#: 5 Worklist Smp#: 6
Purge Vol: 5.000 mL Dil. Factor: 1.0000
Sample Info: LCSD
Misc. Info.: 460-0067709-006
Operator ID: Instrument ID: CVOAMS11

Method: \\ChromNA\Edison\ChromData\CVOAMS11\20180219-67709.b\8260W_11.m
Limit Group: VOA - 8260C DKQP Water and Solid
Last Update: 19-Feb-2018 21:18:04 Calib Date: 26-Jan-2018 13:15:30
Integrator: RTE ID Type: Deconvolution ID
Quant Method: Internal Standard Quant By: Initial Calibration
Last ICal File: \\ChromNA\Edison\ChromData\CVOAMS11\20180126-66625.b\N62528.D

Column 1 : Rtx-624 (0.25 mm) Det: MS SCAN
Process Host: XAWRK018

First Level Reviewer: starzecm Date: 19-Feb-2018 21:18:04

Compound	Sig	RT (min.)	Exp RT (min.)	Dlt RT (min.)	Q	Response	Cal Amt ug/l	OnCol Amt ug/l	Flags
1 Chlorotrifluoroethene	66	1.336	1.336	0.000	92	17711	20.0	17.4	
2 Dichlorodifluoromethane	85	1.360	1.360	0.000	99	107308	20.0	14.6	
3 Chloromethane	50	1.488	1.506	-0.018	99	69846	20.0	19.1	
5 Butadiene	54	1.585	1.591	-0.006	90	63168	20.0	19.0	
4 Vinyl chloride	62	1.579	1.591	-0.012	98	89749	20.0	20.7	
6 Bromomethane	94	1.841	1.847	-0.006	98	65648	20.0	28.2	
7 Chloroethane	64	1.908	1.920	-0.012	99	48243	20.0	22.9	
8 Dichlorofluoromethane	67	2.066	2.072	-0.006	98	181245	20.0	20.0	
9 Trichlorofluoromethane	101	2.072	2.090	-0.018	64	138864	20.0	18.5	
10 Pentane	72	2.102	2.115	-0.013	95	29991	40.0	70.1	
11 Ethanol	46	2.279	2.291	-0.012	67	5984	800.0	914.5	
12 Ethyl ether	59	2.291	2.291	0.000	96	58068	20.0	17.5	
13 2-Methyl-1,3-butadiene	53	2.309	2.315	-0.006	96	66880	20.0	18.2	
14 1,2-Dichloro-1,1,2-trifluo	117	2.346	2.358	-0.012	93	77477	20.0	19.5	
16 Acrolein	56	2.467	2.467	0.000	41	12544	40.0	63.0	
15 1,1,2-Trichloro-1,2,2-trif	101	2.480	2.480	0.000	95	89187	20.0	18.8	
17 1,1-Dichloroethene	96	2.492	2.498	-0.006	98	79822	20.0	19.0	
18 Acetone	43	2.577	2.583	-0.006	88	52659	100.0	80.5	
19 Iodomethane	142	2.644	2.644	0.000	97	132891	20.0	18.0	
21 Isopropyl alcohol	45	2.680	2.680	0.000	25	15578	200.0	191.9	
20 Carbon disulfide	76	2.674	2.680	-0.006	99	279296	20.0	19.2	
22 3-Chloro-1-propene	76	2.802	2.808	-0.006	95	51147	20.0	18.6	
24 Methyl acetate	74	2.814	2.814	0.000	99	36746	100.0	135.9	
23 Cyclopentene	67	2.826	2.826	0.000	94	196046	20.0	19.4	
25 Acetonitrile	41	2.875	2.875	0.000	93	55942	200.0	279.2	a
26 Methylene Chloride	84	2.930	2.936	-0.006	90	92901	20.0	19.6	
* 27 TBA-d9 (IS)	65	2.930	2.936	-0.006	0	158798	1000.0	1000.0	
28 2-Methyl-2-propanol	59	2.997	3.003	-0.006	99	35831	200.0	186.7	
29 Methyl tert-butyl ether	73	3.100	3.100	0.000	97	195122	20.0	15.5	
30 trans-1,2-Dichloroethene	96	3.125	3.125	0.000	95	90031	20.0	20.0	
31 Acrylonitrile	53	3.198	3.198	0.000	94	161274	200.0	297.0	

Compound	Sig	RT (min.)	Exp RT (min.)	Dlt RT (min.)	Q	Response	Cal Amt ug/l	OnCol Amt ug/l	Flags
32 Hexane	57	3.283	3.283	0.000	92	100790	20.0	17.9	
33 Isopropyl ether	45	3.502	3.502	0.000	94	266200	20.0	18.4	
34 1,1-Dichloroethane	63	3.532	3.532	0.000	99	159039	20.0	20.3	
35 Vinyl acetate	86	3.550	3.550	0.000	99	20552	40.0	39.1	
36 2-Chloro-1,3-butadiene	88	3.581	3.581	0.000	92	76591	20.0	19.3	
37 Tert-butyl ethyl ether	59	3.836	3.842	-0.006	90	230547	20.0	15.9	
* 39 2-Butanone-d5	46	4.043	4.043	0.000	0	177334	250.0	250.0	
38 2,2-Dichloropropane	79	4.055	4.061	-0.006	94	44500	20.0	16.7	
40 cis-1,2-Dichloroethene	96	4.086	4.086	0.000	98	101435	20.0	20.7	
41 2-Butanone (MEK)	72	4.104	4.110	-0.006	97	24557	100.0	97.3	
42 Ethyl acetate	70	4.110	4.116	-0.006	94	10850	40.0	42.5	
43 Methyl acrylate	55	4.165	4.171	-0.006	88	34818	20.0	14.1	a
44 Propionitrile	54	4.244	4.244	0.000	97	56247	200.0	277.4	
46 Chlorobromomethane	128	4.323	4.323	0.000	92	38981	20.0	18.3	
45 Tetrahydrofuran	72	4.329	4.335	-0.006	45	11085	40.0	41.1	
47 Methacrylonitrile	67	4.347	4.353	-0.006	90	208768	200.0	178.0	
48 Chloroform	83	4.390	4.390	0.000	99	154465	20.0	20.1	
49 Cyclohexane	84	4.524	4.524	0.000	90	138859	20.0	18.9	
50 1,1,1-Trichloroethane	97	4.536	4.542	-0.006	98	133991	20.0	18.7	
$ 51 Dibromofluoromethane (Surr	113	4.560	4.560	0.000	96	178085	50.0	45.8	
52 Carbon tetrachloride	117	4.670	4.670	0.000	96	95083	20.0	18.1	
53 1,1-Dichloropropene	75	4.700	4.700	0.000	98	115166	20.0	19.1	
58 Isobutyl alcohol	43	4.883	4.876	0.007	42	57423	500.0	548.7	a
54 Isooctane	57	4.883	4.889	-0.006	96	199851	20.0	18.1	
55 Benzene	78	4.913	4.913	0.000	96	373278	20.0	21.7	
$ 56 1,2-Dichloroethane-d4 (Sur	65	4.937	4.937	0.000	0	182609	50.0	40.8	
57 Tert-amyl methyl ether	73	4.992	4.998	-0.006	86	222642	20.0	15.2	
59 Isopropyl acetate	43	5.102	5.004	0.098	79	83517	20.0	8.23	
60 1,2-Dichloroethane	62	5.016	5.023	-0.007	98	95288	20.0	17.6	
61 n-Heptane	57	5.102	5.102	0.000	90	47199	20.0	18.6	
* 62 Fluorobenzene	96	5.242	5.242	0.000	99	719502	50.0	50.0	
63 n-Butanol	56	5.649	5.637	0.012	26	11762	500.0	356.1	
64 Trichloroethene	95	5.643	5.643	0.000	99	86208	20.0	19.6	
65 Methylcyclohexane	83	5.771	5.777	-0.006	96	139736	20.0	18.4	
66 Ethyl acrylate	55	5.783	5.783	0.000	97	153481	20.0	17.0	
67 1,2-Dichloropropane	63	5.959	5.966	-0.007	91	86661	20.0	19.3	
* 68 1,4-Dioxane-d8	96	6.051	6.039	0.012	0	21708	1000.0	1000.0	
69 Methyl methacrylate	100	6.075	6.081	-0.006	86	26879	40.0	30.4	
71 Dibromomethane	93	6.112	6.112	0.000	94	40159	20.0	17.9	
70 1,4-Dioxane	88	6.112	6.118	-0.006	33	9716	400.0	486.7	
72 n-Propyl acetate	43	6.142	6.148	-0.006	98	55422	20.0	13.7	
73 Dichlorobromomethane	83	6.294	6.300	-0.006	99	95856	20.0	18.9	
74 2-Nitropropane	41	6.683	6.683	0.000	82	17007	40.0	40.9	
75 2-Chloroethyl vinyl ether	63	6.702	6.696	0.006	96	32700	20.0	14.7	
76 Epichlorohydrin	57	6.811	6.817	-0.006	99	77120	400.0	414.9	
77 cis-1,3-Dichloropropene	75	6.872	6.878	-0.006	92	125911	20.0	18.4	
78 4-Methyl-2-pentanone (MIBK	43	7.079	7.079	0.000	96	206796	100.0	99.6	
$ 79 Toluene-d8 (Surr)	98	7.146	7.152	-0.006	99	804409	50.0	48.9	
80 Toluene	91	7.237	7.237	0.000	94	390996	20.0	21.4	
81 trans-1,3-Dichloropropene	75	7.675	7.675	0.000	95	93012	20.0	16.2	
82 Ethyl methacrylate	69	7.724	7.724	0.000	88	67774	20.0	14.6	
83 1,1,2-Trichloroethane	83	7.918	7.918	0.000	95	50931	20.0	19.0	

Compound	Sig	RT (min.)	Exp RT (min.)	Dlt RT (min.)	Q	Response	Cal Amt ug/l	OnCol Amt ug/l	Flags
84 Tetrachloroethene	166	7.955	7.955	0.000	95	79293	20.0	19.5	
85 1,3-Dichloropropane	76	8.162	8.162	0.000	92	106565	20.0	18.8	
86 2-Hexanone	58	8.259	8.259	0.000	95	71314	100.0	88.8	
87 n-Butyl acetate	43	8.417	8.411	0.006	98	67546	20.0	15.1	
88 Chlorodibromomethane	129	8.429	8.429	0.000	97	50921	20.0	18.3	
89 Ethylene Dibromide	107	8.594	8.594	0.000	98	53447	20.0	18.2	
* 90 Chlorobenzene-d5	117	9.178	9.178	0.000	88	574498	50.0	50.0	
91 Chlorobenzene	112	9.208	9.208	0.000	93	240903	20.0	21.1	
92 Ethylbenzene	106	9.318	9.318	0.000	98	135047	20.0	20.9	
93 1,1,1,2-Tetrachloroethane	131	9.330	9.330	0.000	93	71886	20.0	19.5	
94 m-Xylene & p-Xylene	106	9.464	9.464	0.000	0	163262	20.0	20.6	
96 o-Xylene	106	9.908	9.908	0.000	94	164461	20.0	20.6	
95 n-Butyl acrylate	73	9.920	9.920	0.000	97	43506	20.0	15.4	
97 Styrene	104	9.938	9.938	0.000	95	264334	20.0	20.7	
99 Bromoform	173	10.151	10.151	0.000	94	22010	20.0	18.5	
98 Amyl acetate (mixed isomer	43	10.157	10.157	0.000	93	88988	20.0	15.0	
100 Isopropylbenzene	105	10.279	10.279	0.000	96	426663	20.0	21.3	
$ 101 4-Bromofluorobenzene	174	10.480	10.480	0.000	86	206080	50.0	45.6	
102 Bromobenzene	156	10.601	10.601	0.000	96	89337	20.0	19.7	
103 1,1,2,2-Tetrachloroethane	83	10.668	10.662	0.006	98	63857	20.0	18.9	
104 N-Propylbenzene	91	10.680	10.680	0.000	99	497933	20.0	22.3	
105 1,2,3-Trichloropropane	110	10.705	10.705	0.000	96	18416	20.0	17.5	
106 trans-1,4-Dichloro-2-buten	53	10.729	10.723	0.006	74	14443	20.0	18.0	
107 2-Chlorotoluene	91	10.778	10.778	0.000	96	352342	20.0	22.5	
108 4-Ethyltoluene	105	10.790	10.790	0.000	99	414545	20.0	22.6	
109 1,3,5-Trimethylbenzene	105	10.851	10.851	0.000	92	355707	20.0	21.3	
110 4-Chlorotoluene	91	10.887	10.887	0.000	97	311601	20.0	21.3	
111 Butyl Methacrylate	87	10.960	10.960	0.000	89	99515	20.0	17.5	
112 tert-Butylbenzene	119	11.124	11.124	0.000	93	278910	20.0	21.1	
113 1,2,4-Trimethylbenzene	105	11.185	11.185	0.000	98	372113	20.0	21.6	
114 sec-Butylbenzene	105	11.319	11.319	0.000	99	431855	20.0	21.7	
115 4-Isopropyltoluene	119	11.447	11.447	0.000	97	367753	20.0	22.1	
116 1,3-Dichlorobenzene	146	11.447	11.447	0.000	78	183783	20.0	22.1	
* 117 1,4-Dichlorobenzene-d4	152	11.508	11.508	0.000	96	290441	50.0	50.0	
118 1,4-Dichlorobenzene	146	11.526	11.526	0.000	94	181142	20.0	21.1	
134 1,2,3-Trimethylbenzene	105	11.544	11.544	0.000	99	385794	NC	NC	
119 Benzyl chloride	91	11.654	11.654	0.000	99	83857	20.0	11.2	
120 2,3-Dihydroindene	117	11.708	11.708	0.000	95	354915	20.0	21.5	
121 p-Diethylbenzene	119	11.763	11.763	0.000	92	202575	20.0	22.0	
122 n-Butylbenzene	92	11.781	11.781	0.000	97	188110	20.0	22.1	
123 1,2-Dichlorobenzene	146	11.836	11.836	0.000	95	167988	20.0	20.4	
124 1,2,4,5-Tetramethylbenzene	119	12.378	12.378	0.000	97	360043	20.0	20.4	
125 1,2-Dibromo-3-Chloropropan	155	12.463	12.463	0.000	92	6665	20.0	14.1	
126 1,3,5-Trichlorobenzene	180	12.572	12.572	0.000	97	125786	20.0	20.0	
127 1,2,4-Trichlorobenzene	180	13.041	13.041	0.000	94	105920	20.0	18.1	
128 Hexachlorobutadiene	225	13.120	13.120	0.000	90	33959	20.0	17.2	
129 Naphthalene	128	13.229	13.229	0.000	99	190662	20.0	15.8	
130 1,2,3-Trichlorobenzene	180	13.424	13.424	0.000	95	82405	20.0	16.9	
S 131 1,2-Dichloroethene, Total	100				0		40.0	40.6	
S 132 Xylenes, Total	100				0		40.0	41.2	
S 133 Total BTEX	1				0		100.0	105.2	

QC Flag Legend

Processing Flags

NC - Not Calibrated

Review Flags

a - User Assigned ID

Reagents:

GASES Li_00247	Amount Added:	20.00	Units: uL	
8260MIX1COMB_00073	Amount Added:	20.00	Units: uL	
ACROLEIN W_00073	Amount Added:	4.00	Units: uL	
8260SURR250_00166	Amount Added:	1.00	Units: uL	Run Reagent
8260ISNEW_00120	Amount Added:	1.00	Units: uL	Run Reagent

Report Date: 19-Feb-2018 21:18:11 Chrom Revision: 2.2 08-Feb-2018 13:38:42

TestAmerica Edison

Data File: \\ChromNA\Edison\ChromData\CVOAMS11\20180219-67709.b\N63209.D

Injection Date: 19-Feb-2018 12:05:30 Instrument ID: CVOAMS11 Operator ID:

Lims ID: LCSD Worklist Smp#: 6

Client ID:

Purge Vol: 5.000 mL Dil. Factor: 1.0000 ALS Bottle#: 5

Method: 8260W_11 Limit Group: VOA - 8260C DKQP Water and Solid

Column: Rtx-624 (0.25 mm)

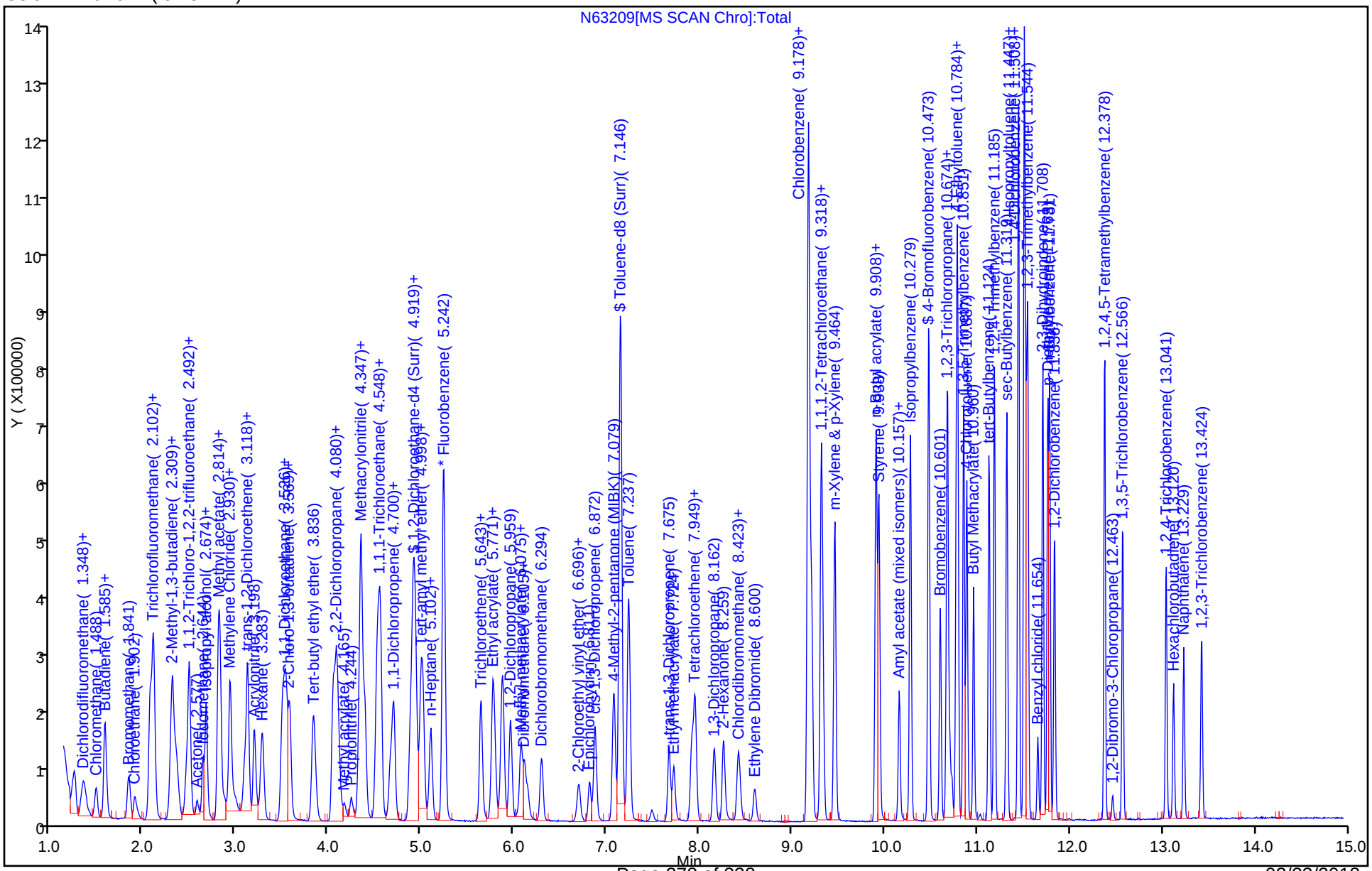

GC/MS VOA ANALYSIS RUN LOG

Lab Name: TestAmerica Edison Job No.: 460-150252-1

SDG No.:

Instrument ID: CVOAMS11 Start Date: 01/26/2018 10:27

Analysis Batch Number: 492929 End Date: 01/26/2018 14:47

LAB SAMPLE ID	CLIENT SAMPLE ID	DATE ANALYZED	DILUTION FACTOR	LAB FILE ID	COLUMN ID
BFB 460-492929/1		01/26/2018 10:27	1	N62521.D	Rtx-624 0.25(mm)
STD7 460-492929/2 IC		01/26/2018 10:56	1	N62522.D	Rtx-624 0.25(mm)
STD1 460-492929/3 IC		01/26/2018 11:19	1	N62523.D	Rtx-624 0.25(mm)
STD5 460-492929/4 IC		01/26/2018 11:42	1	N62524.D	Rtx-624 0.25(mm)
STD20 460-492929/5 ICIS		01/26/2018 12:05	1	N62525.D	Rtx-624 0.25(mm)
STD50 460-492929/6 IC		01/26/2018 12:28	1	N62526.D	Rtx-624 0.25(mm)
STD200 460-492929/7 IC		01/26/2018 12:51	1	N62527.D	Rtx-624 0.25(mm)
STD500 460-492929/8 IC		01/26/2018 13:15	1	N62528.D	Rtx-624 0.25(mm)
ICV 460-492929/12		01/26/2018 14:47	1		Rtx-624 0.25(mm)

GC/MS VOA ANALYSIS RUN LOG

Lab Name: TestAmerica Edison Job No.: 460-150252-1

SDG No.:

Instrument ID: CVOAMS11 Start Date: 02/19/2018 09:29

Analysis Batch Number: 498215 End Date: 02/19/2018 14:14

LAB SAMPLE ID	CLIENT SAMPLE ID	DATE ANALYZED	DILUTION FACTOR	LAB FILE ID	COLUMN ID
BFB 460-498215/1		02/19/2018 09:29	1	N63204.D	Rtx-624 0.25(mm)
CCVIS 460-498215/2		02/19/2018 09:59	1	N63205.D	Rtx-624 0.25(mm)
LCS 460-498215/3		02/19/2018 10:22	1	N63206.D	Rtx-624 0.25(mm)
LCSD 460-498215/6		02/19/2018 12:05	1	N63209.D	Rtx-624 0.25(mm)
MB 460-498215/8		02/19/2018 12:52	1	N63211.D	Rtx-624 0.25(mm)
460-150252-1		02/19/2018 13:28	1	N63212.D	Rtx-624 0.25(mm)
460-150252-2		02/19/2018 13:51	1	N63213.D	Rtx-624 0.25(mm)
ZZZZZ		02/19/2018 14:14	1		Rtx-624 0.25(mm)

GC/MS VOA BATCH WORKSHEET

Lab Name: TestAmerica Edison Job No.: 460-150252-1

SDG No.:

Batch Number: 498215 Batch Start Date: 02/19/18 09:29 Batch Analyst: Martinez, Eddie

Batch Method: 8260C Batch End Date:

Lab Sample ID	Client Sample ID	Method Chain	Basis	InitialAmount	FinalAmount	8260ISNEW 00120	8260MIX1COMB 00073	8260SURR250 00166	ACROLEIN W 00073
BFB 460-498215/1		8260C		5 mL	0				
CCVIS 460-498215/2		8260C		5 mL	5 mL	1 uL	20 uL	1 uL	4 uL
LCS 460-498215/3		8260C		5 mL	5 mL	1 uL	20 uL	1 uL	4 uL
LCSD 460-498215/6		8260C		5 mL	5 mL	1 uL	20 uL	1 uL	4 uL
MB 460-498215/8		8260C		5 mL	5 mL	1 uL		1 uL	
460-150252-C-1	MODTB-021318	8260C	T	5 mL	5 mL	1 uL		1 uL	
460-150252-A-2	TB-021318	8260C	T	5 mL	5 mL	1 uL		1 uL	

Lab Sample ID	Client Sample ID	Method Chain	Basis	BFB 00016	GASES Li 00247				
BFB 460-498215/1		8260C		1 uL					
CCVIS 460-498215/2		8260C			20 uL				
LCS 460-498215/3		8260C			20 uL				
LCSD 460-498215/6		8260C			20 uL				
MB 460-498215/8		8260C							
460-150252-C-1	MODTB-021318	8260C	T						
460-150252-A-2	TB-021318	8260C	T						

Batch Notes	

Basis	Basis Description
T	Total/NA

The pound sign (#) in the amount added field denotes that the reagent was used undiluted. All calculations are performed using the stated concentration for this reagent.

8260C_SIM_DKQP

Volatile Organic Compounds (GC/MS)

FORM II
GC/MS VOA SURROGATE RECOVERY

Lab Name: TestAmerica Edison Job No.: 460-150252-1

SDG No.:

Matrix: Water Level: Low

GC Column (1): Rtx-624 ID: 0.25(mm)

Client Sample ID	Lab Sample ID	DCA #	BFB #
MODTB-021318	460-150252-1	110	95
TB-021318	460-150252-2	114	95
	MB 460-497686/7	116	93
	LCS 460-497686/3	114	95
	LCSD 460-497686/4	115	94

	QC LIMITS
DCA = 1,2-Dichloroethane-d4 (Surr)	70-130
BFB = 4-Bromofluorobenzene	70-130

Column to be used to flag recovery values

FORM II 8260C SIM

FORM III
GC/MS VOA LAB CONTROL SAMPLE RECOVERY

Lab Name: TestAmerica Edison Job No.: 460-150252-1

SDG No.:

Matrix: Water Level: Low Lab File ID: S003066.D

Lab ID: LCS 460-497686/3 Client ID:

COMPOUND	SPIKE ADDED (ug/L)	LCS CONCENTRATION (ug/L)	LCS % REC	QC LIMITS REC	#
1,4-Dioxane	5.00	4.58	92	40-160	

Column to be used to flag recovery and RPD values

FORM III 8260C SIM

FORM III
GC/MS VOA LAB CONTROL SAMPLE DUPLICATE RECOVERY

Lab Name: TestAmerica Edison Job No.: 460-150252-1

SDG No.:

Matrix: Water Level: Low Lab File ID: S003067.D

Lab ID: LCSD 460-497686/4 Client ID:

COMPOUND	SPIKE ADDED (ug/L)	LCSD CONCENTRATION (ug/L)	LCSD % REC	% RPD	QC LIMITS RPD	QC LIMITS REC	#
1,4-Dioxane	5.00	5.16	103	12	20	40-160	

Column to be used to flag recovery and RPD values

FORM III 8260C SIM

FORM IV
GC/MS VOA METHOD BLANK SUMMARY

Lab Name: TestAmerica Edison Job No.: 460-150252-1

SDG No.:

Lab File ID: S003070.D Lab Sample ID: MB 460-497686/7

Matrix: Water Heated Purge:(Y/N) Y

Instrument ID: CVOAMS14 Date Analyzed: 02/16/2018 09:45

GC Column: Rtx-624 ID: 0.25(mm)

THIS METHOD BLANK APPLIES TO THE FOLLOWING SAMPLES:

CLIENT SAMPLE ID	LAB SAMPLE ID	LAB FILE ID	DATE ANALYZED
	LCS 460-497686/3	S003066.D	02/16/2018 08:03
	LCSD 460-497686/4	S003067.D	02/16/2018 08:26
TB-021318	460-150252-2	S003071.D	02/16/2018 10:08
MODTB-021318	460-150252-1	S003072.D	02/16/2018 10:31

FORM V
GC/MS VOA INSTRUMENT PERFORMANCE CHECK
BROMOFLUOROBENZENE (BFB)

Lab Name: TestAmerica Edison Job No.: 460-150252-1

SDG No.:

Lab File ID: S002833.D BFB Injection Date: 02/08/2018

Instrument ID: CVOAMS14 BFB Injection Time: 00:30

Analysis Batch No.: 495701

M/E	ION ABUNDANCE CRITERIA	% RELATIVE ABUNDANCE	
50	15.0 - 40.0 % of mass 95	16.8	
75	30.0 - 60.0 % of mass 95	49.3	
95	Base Peak, 100% relative abundance	100.0	
96	5.0 - 9.0 % of mass 95	7.0	
173	Less than 2.0 % of mass 174	0.0	(0.0) 1
174	50.0 - 120.00 % of mass 95	74.3	
175	5.0 - 9.0 % of mass 174	5.6	(7.5) 1
176	95.0 - 101.0 % of mass 174	72.7	(97.8) 1
177	5.0 - 9.0 % of mass 176	4.7	(6.5) 2

1-Value is % mass 174 2-Value is % mass 176

THIS CHECK APPLIES TO THE FOLLOWING SAMPLES, MS, MSD, BLANKS AND STANDARDS:

CLIENT SAMPLE ID	LAB SAMPLE ID	LAB FILE ID	DATE ANALYZED	TIME ANALYZED
	STD1 460-495701/3	S002835.D	02/08/2018	01:20
	STD5 460-495701/4	S002836.D	02/08/2018	01:43
	STD10 460-495701/5	S002837.D	02/08/2018	02:06
	STD20 460-495701/6	S002838.D	02/08/2018	02:29
	STD30 460-495701/7	S002839.D	02/08/2018	02:52
	STD40 460-495701/8	S002840.D	02/08/2018	03:15
	STD50 460-495701/9	S002841.D	02/08/2018	03:38
	STD04 460-495701/13	S002845.D	02/08/2018	05:10

FORM V
GC/MS VOA INSTRUMENT PERFORMANCE CHECK
BROMOFLUOROBENZENE (BFB)

Lab Name: TestAmerica Edison Job No.: 460-150252-1

SDG No.:

Lab File ID: S003064.D BFB Injection Date: 02/16/2018

Instrument ID: CVOAMS14 BFB Injection Time: 07:15

Analysis Batch No.: 497686

M/E	ION ABUNDANCE CRITERIA	% RELATIVE ABUNDANCE	
50	15.0 - 40.0 % of mass 95	18.9	
75	30.0 - 60.0 % of mass 95	52.5	
95	Base Peak, 100% relative abundance	100.0	
96	5.0 - 9.0 % of mass 95	6.7	
173	Less than 2.0 % of mass 174	0.4	(0.6) 1
174	50.0 - 120.00 % of mass 95	73.4	
175	5.0 - 9.0 % of mass 174	5.2	(7.1) 1
176	95.0 - 101.0 % of mass 174	71.4	(97.3) 1
177	5.0 - 9.0 % of mass 176	4.6	(6.5) 2

1-Value is % mass 174 2-Value is % mass 176

THIS CHECK APPLIES TO THE FOLLOWING SAMPLES, MS, MSD, BLANKS AND STANDARDS:

CLIENT SAMPLE ID	LAB SAMPLE ID	LAB FILE ID	DATE ANALYZED	TIME ANALYZED
	CCVIS 460-497686/2	S003065.D	02/16/2018	07:38
	LCS 460-497686/3	S003066.D	02/16/2018	08:03
	LCSD 460-497686/4	S003067.D	02/16/2018	08:26
	MB 460-497686/7	S003070.D	02/16/2018	09:45
TB-021318	460-150252-2	S003071.D	02/16/2018	10:08
MODTB-021318	460-150252-1	S003072.D	02/16/2018	10:31

FORM VIII
GC/MS VOA INTERNAL STANDARD AREA AND RETENTION TIME SUMMARY

Lab Name: TestAmerica Edison Job No.: 460-150252-1

SDG No.:

Sample No.: CCVIS 460-497686/2 Date Analyzed: 02/16/2018 07:38

Instrument ID: CVOAMS14 GC Column: Rtx-624 ID: 0.25(mm)

Lab File ID (Standard): S003065.D Heated Purge: (Y/N) Y

Calibration ID: 66465

		FB		DXE		CBNZd5	
		AREA #	RT #	AREA #	RT #	AREA #	RT #
12/24 HOUR STD		12243	5.03	289	5.71	4686	8.41
UPPER LIMIT		24486	5.53	578	6.21	9372	8.91
LOWER LIMIT		6122	4.53	145	5.21	2343	7.91
LAB SAMPLE ID	CLIENT SAMPLE ID						
LCS 460-497686/3		12130	5.03	293	5.71	4606	8.41
LCSD 460-497686/4		11899	5.03	271	5.71	4495	8.41
MB 460-497686/7		11432	5.03	262	5.71	4254	8.41
460-150252-2	TB-021318	12638	5.03	269	5.71	4821	8.41
460-150252-1	MODTB-021318	12674	5.03	221	5.71	4828	8.41

FB = Fluorobenzene
DXE = 1,4-Dioxane-d8
CBNZd5 = Chlorobenzene-d5

Area Limit = 50%-200% of internal standard area
RT Limit = ± 0.5 minutes of internal standard RT

Column used to flag values outside QC limits

FORM VIII 8260C SIM

FORM I
GC/MS VOA ORGANICS ANALYSIS DATA SHEET

Lab Name: TestAmerica Edison | Job No.: 460-150252-1

SDG No.:

Client Sample ID: MODTB-021318 | Lab Sample ID: 460-150252-1

Matrix: Water | Lab File ID: S003072.D

Analysis Method: 8260C SIM | Date Collected: 02/13/2018 16:00

Sample wt/vol: 10(mL) | Date Analyzed: 02/16/2018 10:31

Soil Aliquot Vol: | Dilution Factor: 1

Soil Extract Vol.: | GC Column: Rtx-624 ID: 0.25(mm)

% Moisture: | Level: (low/med) Low

Analysis Batch No.: 497686 | Units: ug/L

CAS NO.	COMPOUND NAME	RESULT	Q	RL	MDL
123-91-1	1,4-Dioxane	0.20	U	0.40	0.20

CAS NO.	SURROGATE	%REC	Q	LIMITS
17060-07-0	1,2-Dichloroethane-d4 (Surr)	110		70-130
460-00-4	4-Bromofluorobenzene	95		70-130

TestAmerica Edison
Target Compound Quantitation Report

Data File: \\ChromNA\Edison\ChromData\CVOAMS14\20180216-67577.b\S003072.D
Lims ID: 460-150252-D-1
Client ID: MODTB-021318
Sample Type: Client
Inject. Date: 16-Feb-2018 10:31:43 ALS Bottle#: 0 Worklist Smp#: 9
Purge Vol: 5.000 mL Dil. Factor: 1.0000
Sample Info: 460-150252-D-1
Operator ID: Instrument ID: CVOAMS14

Method: \\ChromNA\Edison\ChromData\CVOAMS14\20180216-67577.b\8260SIM_14.m
Limit Group: VOA - 8260C DKQP Water and Solid
Last Update: 16-Feb-2018 11:39:33 Calib Date: 08-Feb-2018 05:10:18
Integrator: RTE ID Type: RT Order ID
Quant Method: Internal Standard Quant By: Initial Calibration
Last ICal File: \\ChromNA\Edison\ChromData\CVOAMS14\20180207-67188.b\S002845.D

Column 1 : Rtx-624 (0.25 mm) Det: MS SCAN
Process Host: XAWRK023

First Level Reviewer: desais Date: 16-Feb-2018 11:39:33

Compound	Sig	RT (min.)	Exp RT (min.)	Dlt RT (min.)	Q	Response	OnCol Amt ug/l	Flags
* 1 Fluorobenzene	96	5.028	5.028	0.000	100	12674	0.5000	
* 2 1,4-Dioxane-d8	64	5.708	5.708	0.000	94	221	10.0	
* 3 Chlorobenzene-d5	82	8.405	8.405	0.000	97	4828	0.5000	
$ 4 1,2-Dichloroethane-d4 (Sur	65	4.758	4.747	0.011	100	3405	0.5518	
$ 5 4-Bromofluorobenzene	95	9.872	9.872	0.000	93	4182	0.4733	

Reagents:

SimissurNEW_00014 Amount Added: 2.00 Units: uL Run Reagent

Report Date: 16-Feb-2018 11:39:55 Chrom Revision: 2.2 08-Feb-2018 13:38:42

TestAmerica Edison

Data File: \\ChromNA\Edison\ChromData\CVOAMS14\20180216-67577.b\S003072.D

Injection Date:	16-Feb-2018 10:31:43	Instrument ID:	CVOAMS14	Operator ID:	
Lims ID:	460-150252-D-1	Lab Sample ID:	460-150252-1	Worklist Smp#:	9
Client ID:	MODTB-021318				
Purge Vol:	5.000 mL	Dil. Factor:	1.0000	ALS Bottle#:	0
Method:	8260SIM_14	Limit Group:	VOA - 8260C DKQP Water and Solid		

Column: Rtx-624 (0.25 mm)

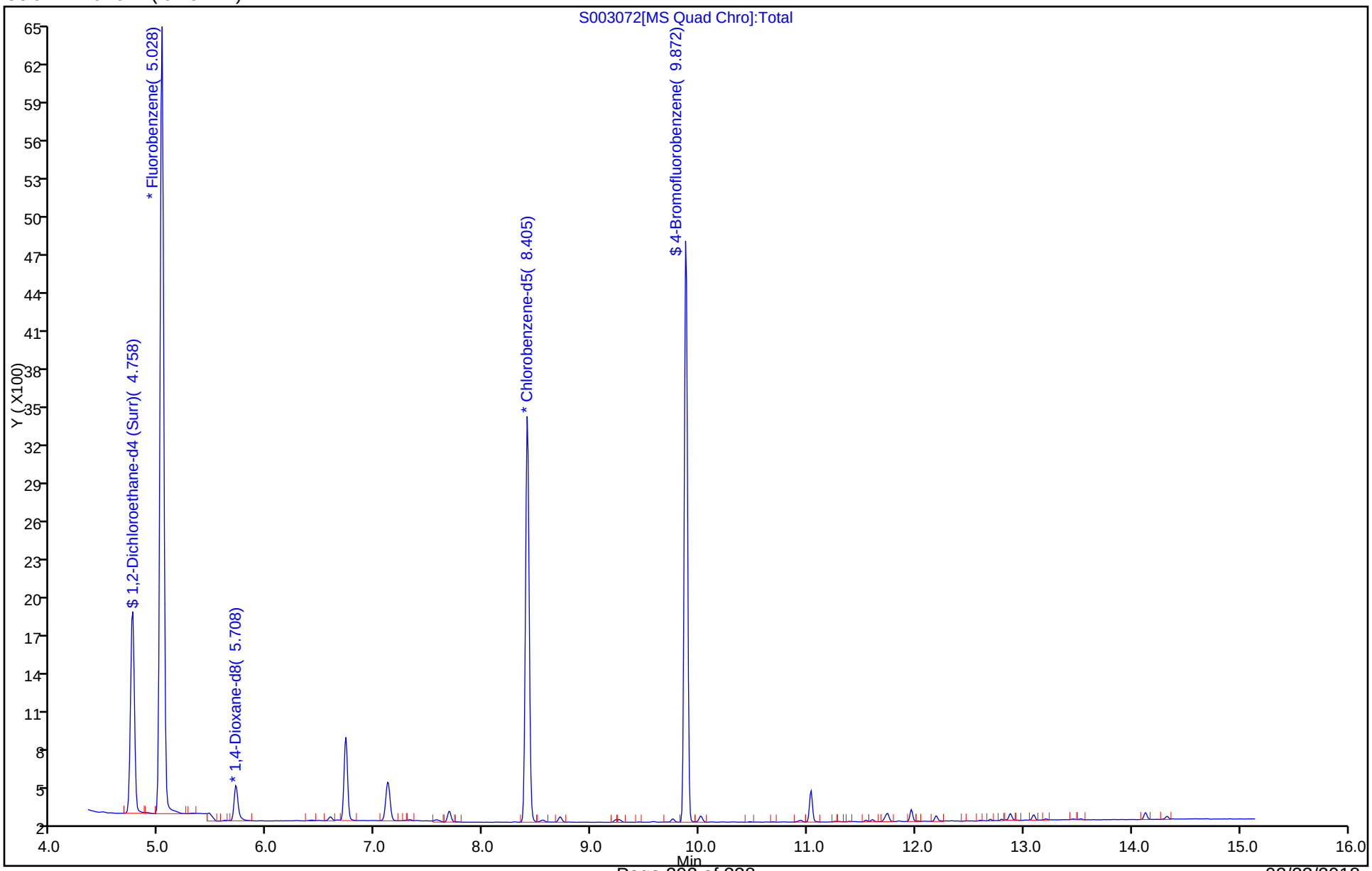

FORM I
GC/MS VOA ORGANICS ANALYSIS DATA SHEET

Lab Name: TestAmerica Edison Job No.: 460-150252-1

SDG No.:

Client Sample ID: TB-021318 Lab Sample ID: 460-150252-2

Matrix: Water Lab File ID: S003071.D

Analysis Method: 8260C SIM Date Collected: 02/13/2018 00:00

Sample wt/vol: 10(mL) Date Analyzed: 02/16/2018 10:08

Soil Aliquot Vol: Dilution Factor: 1

Soil Extract Vol.: GC Column: Rtx-624 ID: 0.25(mm)

% Moisture: Level: (low/med) Low

Analysis Batch No.: 497686 Units: ug/L

CAS NO.	COMPOUND NAME	RESULT	Q	RL	MDL
123-91-1	1,4-Dioxane	0.20	U	0.40	0.20

CAS NO.	SURROGATE	%REC	Q	LIMITS
17060-07-0	1,2-Dichloroethane-d4 (Surr)	114		70-130
460-00-4	4-Bromofluorobenzene	95		70-130

TestAmerica Edison
Target Compound Quantitation Report

Data File: \\ChromNA\Edison\ChromData\CVOAMS14\20180216-67577.b\S003071.D
Lims ID: 460-150252-B-2
Client ID: TB-021318
Sample Type: Client
Inject. Date: 16-Feb-2018 10:08:33 ALS Bottle#: 0 Worklist Smp#: 8
Purge Vol: 5.000 mL Dil. Factor: 1.0000
Sample Info: 460-150252-B-2
Operator ID: Instrument ID: CVOAMS14

Method: \\ChromNA\Edison\ChromData\CVOAMS14\20180216-67577.b\8260SIM_14.m
Limit Group: VOA - 8260C DKQP Water and Solid
Last Update: 16-Feb-2018 11:39:33 Calib Date: 08-Feb-2018 05:10:18
Integrator: RTE ID Type: RT Order ID
Quant Method: Internal Standard Quant By: Initial Calibration
Last ICal File: \\ChromNA\Edison\ChromData\CVOAMS14\20180207-67188.b\S002845.D

Column 1 : Rtx-624 (0.25 mm) Det: MS SCAN
Process Host: XAWRK023

First Level Reviewer: desais Date: 16-Feb-2018 11:39:26

Compound	Sig	RT (min.)	Exp RT (min.)	Dlt RT (min.)	Q	Response	OnCol Amt ug/l	Flags
* 1 Fluorobenzene	96	5.028	5.028	0.000	100	12638	0.5000	
* 2 1,4-Dioxane-d8	64	5.708	5.708	0.000	96	269	10.0	
* 3 Chlorobenzene-d5	82	8.405	8.405	0.000	97	4821	0.5000	
$ 4 1,2-Dichloroethane-d4 (Sur	65	4.758	4.747	0.011	97	3512	0.5707	
$ 5 4-Bromofluorobenzene	95	9.872	9.872	0.000	93	4171	0.4727	

Reagents:

SimissurNEW_00014 Amount Added: 2.00 Units: uL Run Reagent

Report Date: 16-Feb-2018 11:39:54 Chrom Revision: 2.2 08-Feb-2018 13:38:42

TestAmerica Edison

Data File: \\ChromNA\Edison\ChromData\CVOAMS14\20180216-67577.b\S003071.D

Injection Date:	16-Feb-2018 10:08:33	Instrument ID:	CVOAMS14	Operator ID:	
Lims ID:	460-150252-B-2	Lab Sample ID:	460-150252-2	Worklist Smp#:	8
Client ID:	TB-021318				
Purge Vol:	5.000 mL	Dil. Factor:	1.0000	ALS Bottle#:	0
Method:	8260SIM_14	Limit Group:	VOA - 8260C DKQP Water and Solid		

Column: Rtx-624 (0.25 mm)

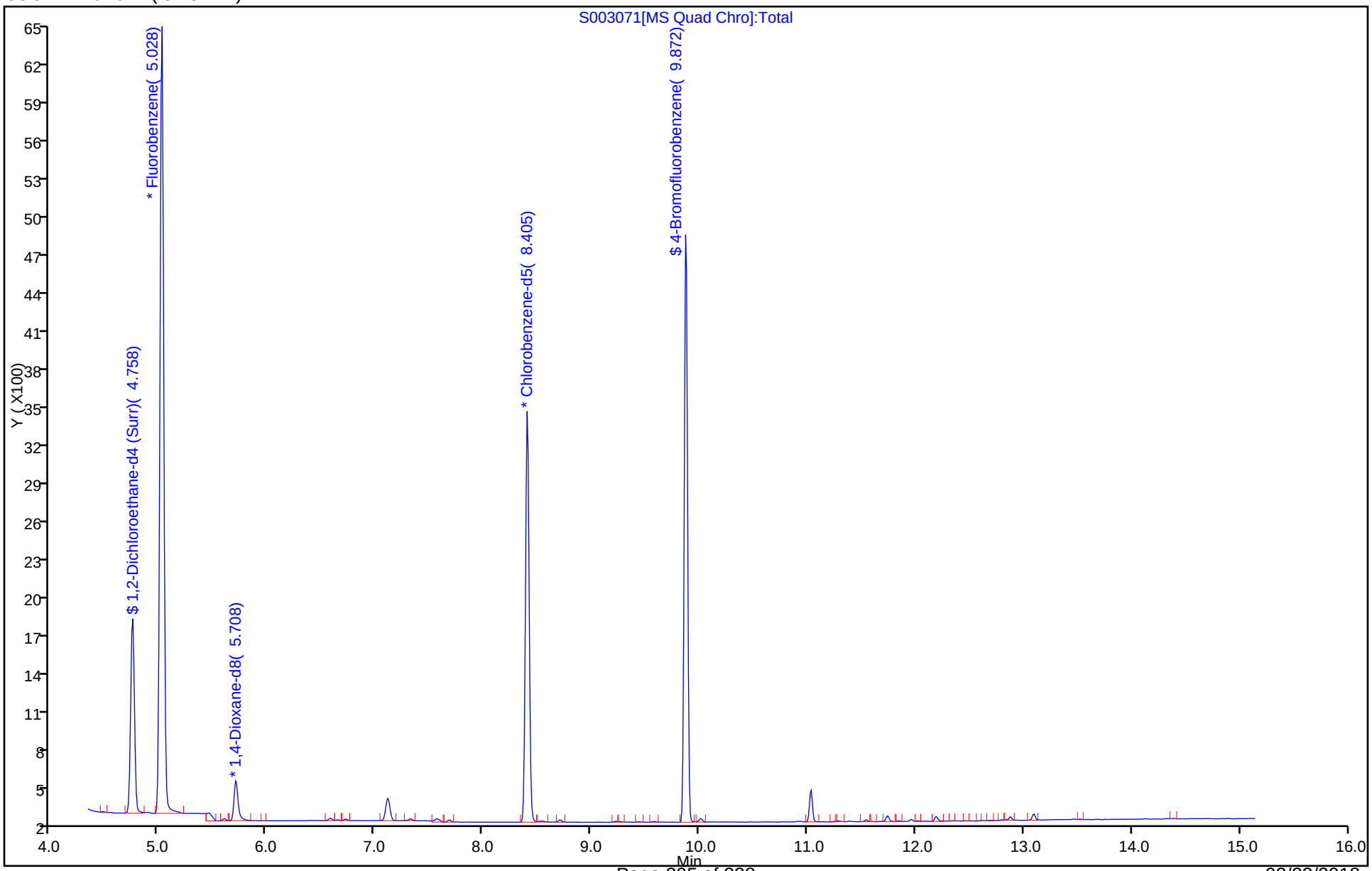

FORM VI
GC/MS VOA BY INTERNAL STANDARD - INITIAL CALIBRATION DATA
CURVE EVALUATION

Lab Name: TestAmerica Edison Job No.: 460-150252-1 Analy Batch No.: 495701

SDG No.:

Instrument ID: CVOAMS14 GC Column: Rtx-624 ID: 0.25(mm) Heated Purge: (Y/N) Y

Calibration Start Date: 02/08/2018 01:20 Calibration End Date: 02/08/2018 05:10 Calibration ID: 66465

Calibration Files:

LEVEL:	LAB SAMPLE ID:	LAB FILE ID:
Level 1	STD04 460-495701/13	S002845.D
Level 2	STD1 460-495701/3	S002835.D
Level 3	STD5 460-495701/4	S002836.D
Level 4	STD10 460-495701/5	S002837.D
Level 5	STD20 460-495701/6	S002838.D
Level 6	STD30 460-495701/7	S002839.D
Level 7	STD40 460-495701/8	S002840.D
Level 8	STD50 460-495701/9	S002841.D

ANALYTE	RRF					CURVE TYPE	COEFFICIENT			#	MIN RRF	%RSD	#	MAX %RSD	R^2 OR COD	#	MIN R^2 OR COD
	LVL 1 LVL 6	LVL 2 LVL 7	LVL 3 LVL 8	LVL 4	LVL 5		B	M1	M2								
1,4-Dioxane	1.9129 1.5684	1.6953 1.4966	1.5476 1.5345	1.5511	1.5107	Ave		1.6021				8.7		20.0			
Ethylene Dibromide	0.3824 0.3917	0.3992 0.3869	0.4133 0.3855	0.4016	0.4021	Ave		0.3953			0.1000	2.7		20.0			
1,2,3-Trichloropropane	0.1816 0.1566	0.1630 0.1562	0.1671 0.1536	0.1691	0.1619	Ave		0.1636				5.5		20.0			
1,2-Dibromo-3-Chloropropane	0.1004 0.0972	0.1062 0.0978	0.1119 0.0964	0.1080	0.1030	Ave		0.1026			0.0500	5.5		20.0			
1,2-Dichloroethane-d4 (Surr)	0.2445 0.2437	0.2429 0.2432	0.2450 0.2443	0.2414	0.2427	Ave		0.2435				0.5		20.0			
4-Bromofluorobenzene	0.9062 0.9180	0.9182 0.9193	0.9208 0.9080	0.9165	0.9142	Ave		0.9151				0.6		20.0			

Note: The M1 coefficient is the same as Ave RRF for an Ave curve type.

FORM VI
GC/MS VOA BY INTERNAL STANDARD - INITIAL CALIBRATION DATA
RESPONSE AND CONCENTRATION

Lab Name: TestAmerica Edison Job No.: 460-150252-1 Analy Batch No.: 495701

SDG No.:

Instrument ID: CVOAMS14 GC Column: Rtx-624 ID: 0.25(mm) Heated Purge: (Y/N) Y

Calibration Start Date: 02/08/2018 01:20 Calibration End Date: 02/08/2018 05:10 Calibration ID: 66465

Calibration Files:

LEVEL:	LAB SAMPLE ID:	LAB FILE ID:
Level 1	STD04 460-495701/13	S002845.D
Level 2	STD1 460-495701/3	S002835.D
Level 3	STD5 460-495701/4	S002836.D
Level 4	STD10 460-495701/5	S002837.D
Level 5	STD20 460-495701/6	S002838.D
Level 6	STD30 460-495701/7	S002839.D
Level 7	STD40 460-495701/8	S002840.D
Level 8	STD50 460-495701/9	S002841.D

ANALYTE	IS REF	CURVE TYPE	RESPONSE					CONCENTRATION (UG/L)				
			LVL 1 LVL 6	LVL 2 LVL 7	LVL 3 LVL 8	LVL 4	LVL 5	LVL 1 LVL 6	LVL 2 LVL 7	LVL 3 LVL 8	LVL 4	LVL 5
1,4-Dioxane	DXE	Ave	29 1628	69 2197	301 2716	577	1124	0.400 30.0	1.00 40.0	5.00 50.0	10.0	20.0
Ethylene Dibromide	CBNZ d5	Ave	99 2552	218 4962	277 10066	513	1058	0.0200 0.500	0.0400 1.00	0.0500 2.00	0.100	0.200
1,2,3-Trichloropropane	CBNZ d5	Ave	47 1020	89 2003	112 4012	216	426	0.0200 0.500	0.0400 1.00	0.0500 2.00	0.100	0.200
1,2-Dibromo-3-Chloropropane	CBNZ d5	Ave	26 633	58 1254	75 2518	138	271	0.0200 0.500	0.0400 1.00	0.0500 2.00	0.100	0.200
1,2-Dichloroethane-d4 (Surr)	FB	Ave	4048 3988	4137 3958	4100 4031	3881	4001	0.500 0.500	0.500 0.500	0.500 0.500	0.500	0.500
4-Bromofluorobenzene	CBNZ d5	Ave	5867 5983	6271 5898	6174 5930	5856	6016	0.500 0.500	0.500 0.500	0.500 0.500	0.500	0.500

Curve Type Legend:
Ave = Average ISTD

TestAmerica Edison
Target Compound Quantitation Report

Data File: \\ChromNA\Edison\ChromData\CVOAMS14\20180207-67188.b\S002835.D
Lims ID: STD1
Client ID:
Sample Type: IC Calib Level: 2
Inject. Date: 08-Feb-2018 01:20:04 ALS Bottle#: 0 Worklist Smp#: 3
Purge Vol: 5.000 mL Dil. Factor: 1.0000
Sample Info: STD1
Operator ID: Instrument ID: CVOAMS14
Sublist: chrom-8260SIM_14*sub1

Method: \\ChromNA\Edison\ChromData\CVOAMS14\20180207-67188.b\8260SIM_14.m
Limit Group: VOA - 8260C DKQP Water and Solid
Last Update: 08-Feb-2018 11:15:16 Calib Date: 08-Feb-2018 05:10:18
Integrator: RTE ID Type: RT Order ID
Quant Method: Internal Standard Quant By: Initial Calibration
Last ICal File: \\ChromNA\Edison\ChromData\CVOAMS14\20180207-67188.b\S002845.D

Column 1 : Rtx-624 (0.25 mm) Det: MS SCAN
Process Host: XAWRK028

First Level Reviewer: desais Date: 08-Feb-2018 06:36:13

Compound	Sig	RT (min.)	Exp RT (min.)	Dlt RT (min.)	Q	Response	Cal Amt ug/l	OnCol Amt ug/l	Flags
* 1 Fluorobenzene	96	5.028	5.028	0.000	99	17020	0.5000	0.5000	
* 2 1,4-Dioxane-d8	64	5.708	5.708	0.000	99	407	10.0	10.0	
* 3 Chlorobenzene-d5	82	8.405	8.405	0.000	98	6827	0.5000	0.5000	
$ 4 1,2-Dichloroethane-d4 (Sur	65	4.758	4.758	0.000	100	4137	0.5003	0.4992	
$ 5 4-Bromofluorobenzene	95	9.872	9.872	0.000	100	6271	0.5002	0.5019	
7 1,4-Dioxane	88	5.760	5.760	0.000	77	69	1.00	1.06	
8 Ethylene Dibromide	109	7.864	7.864	0.000	98	218	0.0400	0.0404	
9 1,2,3-Trichloropropane	110	10.134	10.134	0.000	96	89	0.0400	0.0398	
10 1,2-Dibromo-3-Chloropropan	157	12.083	12.083	0.000	82	58	0.0400	0.0414	

Reagents:

VMMIX1SIM_00107 Amount Added: 2.00 Units: uL
SIMDIOX50_00018 Amount Added: 10.00 Units: uL
SimissurNEW_00014 Amount Added: 2.00 Units: uL Run Reagent

Report Date: 08-Feb-2018 11:15:17 Chrom Revision: 2.2 24-Jan-2018 15:37:30

TestAmerica Edison

Data File: \\ChromNA\Edison\ChromData\CVOAMS14\20180207-67188.b\S002835.D

Injection Date:	08-Feb-2018 01:20:04	Instrument ID:	CVOAMS14	Operator ID:	
Lims ID:	STD1			Worklist Smp#:	3
Client ID:					
Purge Vol:	5.000 mL	Dil. Factor:	1.0000	ALS Bottle#:	0
Method:	8260SIM_14	Limit Group:	VOA - 8260C DKQP Water and Solid		

Column: Rtx-624 (0.25 mm)

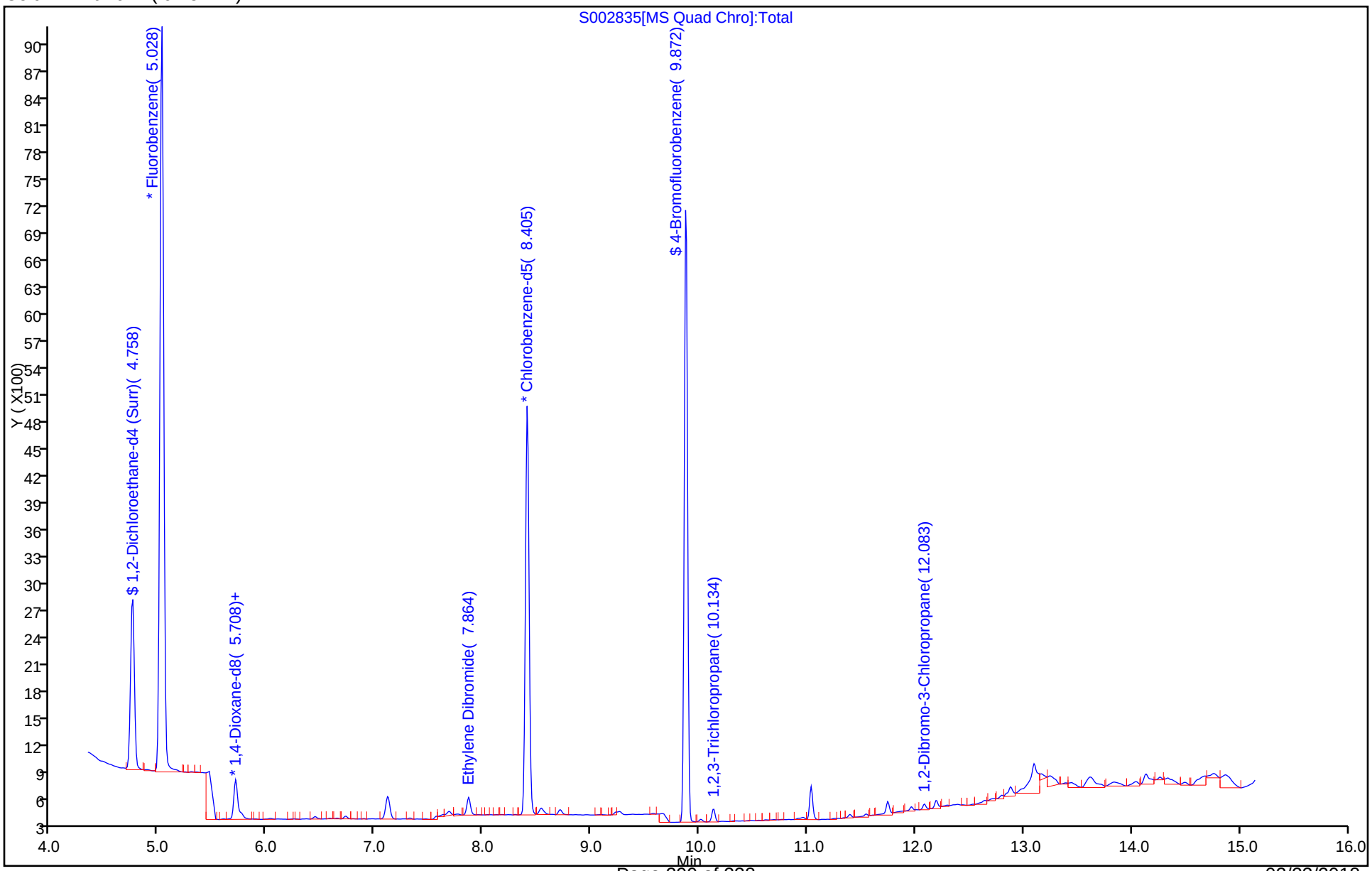

TestAmerica Edison
Target Compound Quantitation Report

Data File: \\ChromNA\Edison\ChromData\CVOAMS14\20180207-67188.b\S002836.D
Lims ID: STD5
Client ID:
Sample Type: ICIS Calib Level: 3
Inject. Date: 08-Feb-2018 01:43:05 ALS Bottle#: 0 Worklist Smp#: 4
Purge Vol: 5.000 mL Dil. Factor: 1.0000
Sample Info: STD5
Operator ID: Instrument ID: CVOAMS14
Sublist: chrom-8260SIM_14*sub1

Method: \\ChromNA\Edison\ChromData\CVOAMS14\20180207-67188.b\8260SIM_14.m
Limit Group: VOA - 8260C DKQP Water and Solid
Last Update: 08-Feb-2018 11:15:22 Calib Date: 08-Feb-2018 05:10:18
Integrator: RTE ID Type: RT Order ID
Quant Method: Internal Standard Quant By: Initial Calibration
Last ICal File: \\ChromNA\Edison\ChromData\CVOAMS14\20180207-67188.b\S002845.D

Column 1 : Rtx-624 (0.25 mm) Det: MS SCAN
Process Host: XAWRK028

First Level Reviewer: desais Date: 08-Feb-2018 06:36:19

Compound	Sig	RT (min.)	Exp RT (min.)	Dlt RT (min.)	Q	Response	Cal Amt ug/l	OnCol Amt ug/l	Flags
* 1 Fluorobenzene	96	5.028	5.028	0.000	99	16727	0.5000	0.5000	
* 2 1,4-Dioxane-d8	64	5.708	5.708	0.000	98	389	10.0	10.0	
* 3 Chlorobenzene-d5	82	8.405	8.405	0.000	98	6702	0.5000	0.5000	
$ 4 1,2-Dichloroethane-d4 (Sur	65	4.758	4.758	0.000	100	4100	0.5003	0.5034	
$ 5 4-Bromofluorobenzene	95	9.872	9.872	0.000	100	6174	0.5002	0.5033	
7 1,4-Dioxane	88	5.760	5.760	0.000	92	301	5.00	4.83	
8 Ethylene Dibromide	109	7.864	7.864	0.000	99	277	0.0500	0.0523	
9 1,2,3-Trichloropropane	110	10.134	10.134	0.000	97	112	0.0500	0.0511	
10 1,2-Dibromo-3-Chloropropan	157	12.083	12.083	0.000	95	75	0.0500	0.0545	

Reagents:

VMMIX1SIM_00107 Amount Added: 1.00 Units: uL
SIMDIOX50_00018 Amount Added: 20.00 Units: uL
SimissurNEW_00014 Amount Added: 2.00 Units: uL Run Reagent

Report Date: 08-Feb-2018 11:15:24 Chrom Revision: 2.2 24-Jan-2018 15:37:30

TestAmerica Edison

Data File: \\ChromNA\Edison\ChromData\CVOAMS14\20180207-67188.b\S002836.D

Injection Date:	08-Feb-2018 01:43:05	Instrument ID:	CVOAMS14	Operator ID:	
Lims ID:	STD5			Worklist Smp#:	4
Client ID:					
Purge Vol:	5.000 mL	Dil. Factor:	1.0000	ALS Bottle#:	0
Method:	8260SIM_14	Limit Group:	VOA - 8260C DKQP Water and Solid		

Column: Rtx-624 (0.25 mm)

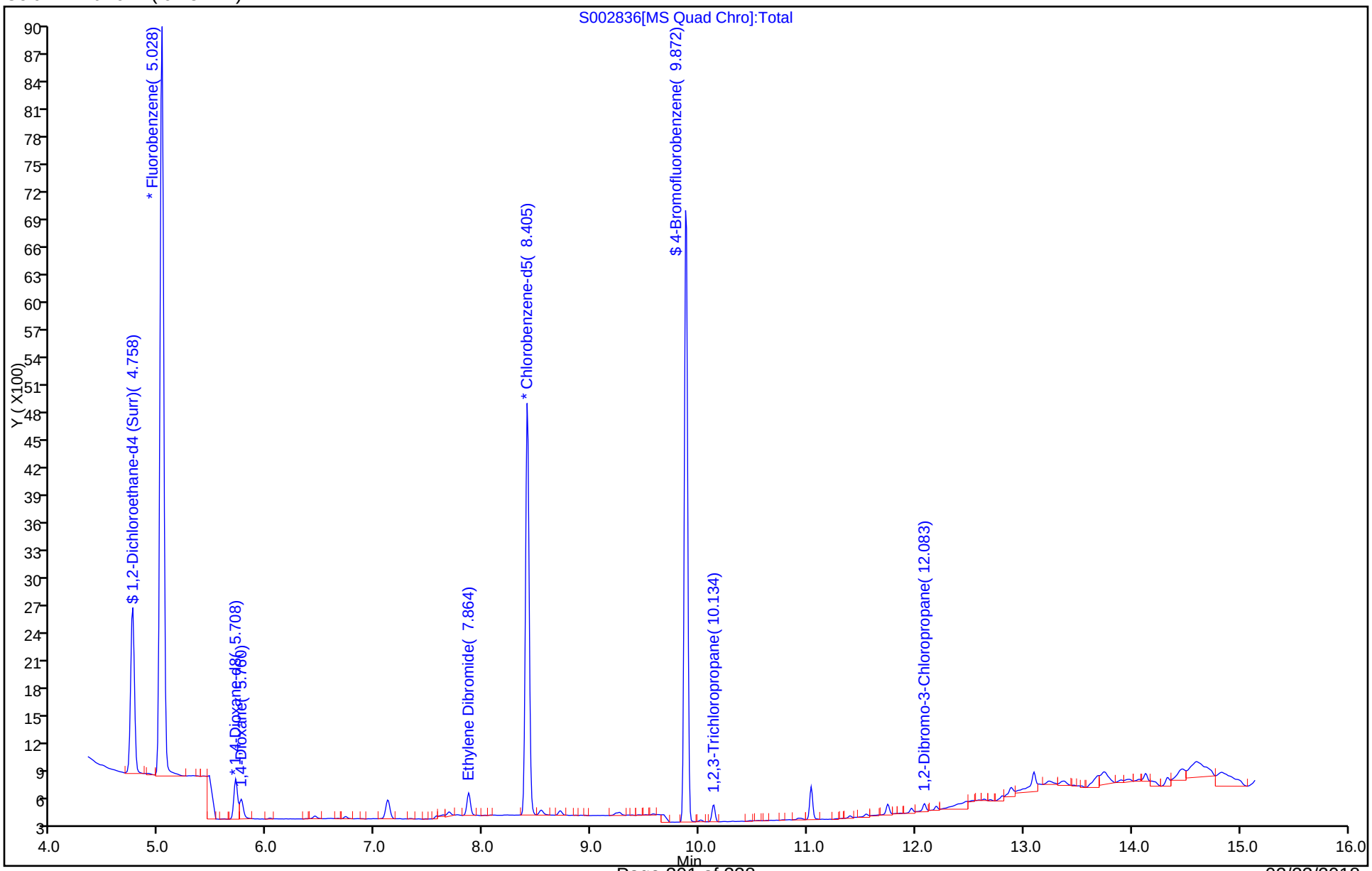

TestAmerica Edison
Target Compound Quantitation Report

Data File: \\ChromNA\Edison\ChromData\CVOAMS14\20180207-67188.b\S002837.D
Lims ID: STD10
Client ID:
Sample Type: IC Calib Level: 4
Inject. Date: 08-Feb-2018 02:06:09 ALS Bottle#: 0 Worklist Smp#: 5
Purge Vol: 5.000 mL Dil. Factor: 1.0000
Sample Info: STD10
Operator ID: Instrument ID: CVOAMS14
Sublist: chrom-8260SIM_14*sub1

Method: \\ChromNA\Edison\ChromData\CVOAMS14\20180207-67188.b\8260SIM_14.m
Limit Group: VOA - 8260C DKQP Water and Solid
Last Update: 08-Feb-2018 11:15:27 Calib Date: 08-Feb-2018 05:10:18
Integrator: RTE ID Type: RT Order ID
Quant Method: Internal Standard Quant By: Initial Calibration
Last ICal File: \\ChromNA\Edison\ChromData\CVOAMS14\20180207-67188.b\S002845.D

Column 1 : Rtx-624 (0.25 mm) Det: MS SCAN
Process Host: XAWRK028

First Level Reviewer: desais Date: 08-Feb-2018 06:36:25

Compound	Sig	RT (min.)	Exp RT (min.)	Dlt RT (min.)	Q	Response	Cal Amt ug/l	OnCol Amt ug/l	Flags
* 1 Fluorobenzene	96	5.028	5.028	0.000	99	16069	0.5000	0.5000	
* 2 1,4-Dioxane-d8	64	5.708	5.708	0.000	99	372	10.0	10.0	
* 3 Chlorobenzene-d5	82	8.405	8.405	0.000	99	6387	0.5000	0.5000	
$ 4 1,2-Dichloroethane-d4 (Sur	65	4.758	4.758	0.000	100	3881	0.5003	0.4960	
$ 5 4-Bromofluorobenzene	95	9.872	9.872	0.000	100	5856	0.5002	0.5009	
7 1,4-Dioxane	88	5.760	5.760	0.000	96	577	10.0	9.68	
8 Ethylene Dibromide	109	7.864	7.864	0.000	99	513	0.1000	0.1016	
9 1,2,3-Trichloropropane	110	10.134	10.134	0.000	99	216	0.1000	0.1033	
10 1,2-Dibromo-3-Chloropropan	157	12.083	12.083	0.000	96	138	0.1000	0.1053	

Reagents:

VMMIX1SIM_00107 Amount Added: 1.00 Units: uL
SIMDIOX50_00018 Amount Added: 20.00 Units: uL
SimissurNEW_00014 Amount Added: 2.00 Units: uL Run Reagent

Report Date: 08-Feb-2018 11:15:28 Chrom Revision: 2.2 24-Jan-2018 15:37:30

TestAmerica Edison

Data File: \\ChromNA\Edison\ChromData\CVOAMS14\20180207-67188.b\S002837.D

Injection Date:	08-Feb-2018 02:06:09	Instrument ID:	CVOAMS14	Operator ID:	
Lims ID:	STD10			Worklist Smp#:	5
Client ID:					
Purge Vol:	5.000 mL	Dil. Factor:	1.0000	ALS Bottle#:	0
Method:	8260SIM_14	Limit Group:	VOA - 8260C DKQP Water and Solid		

Column: Rtx-624 (0.25 mm)

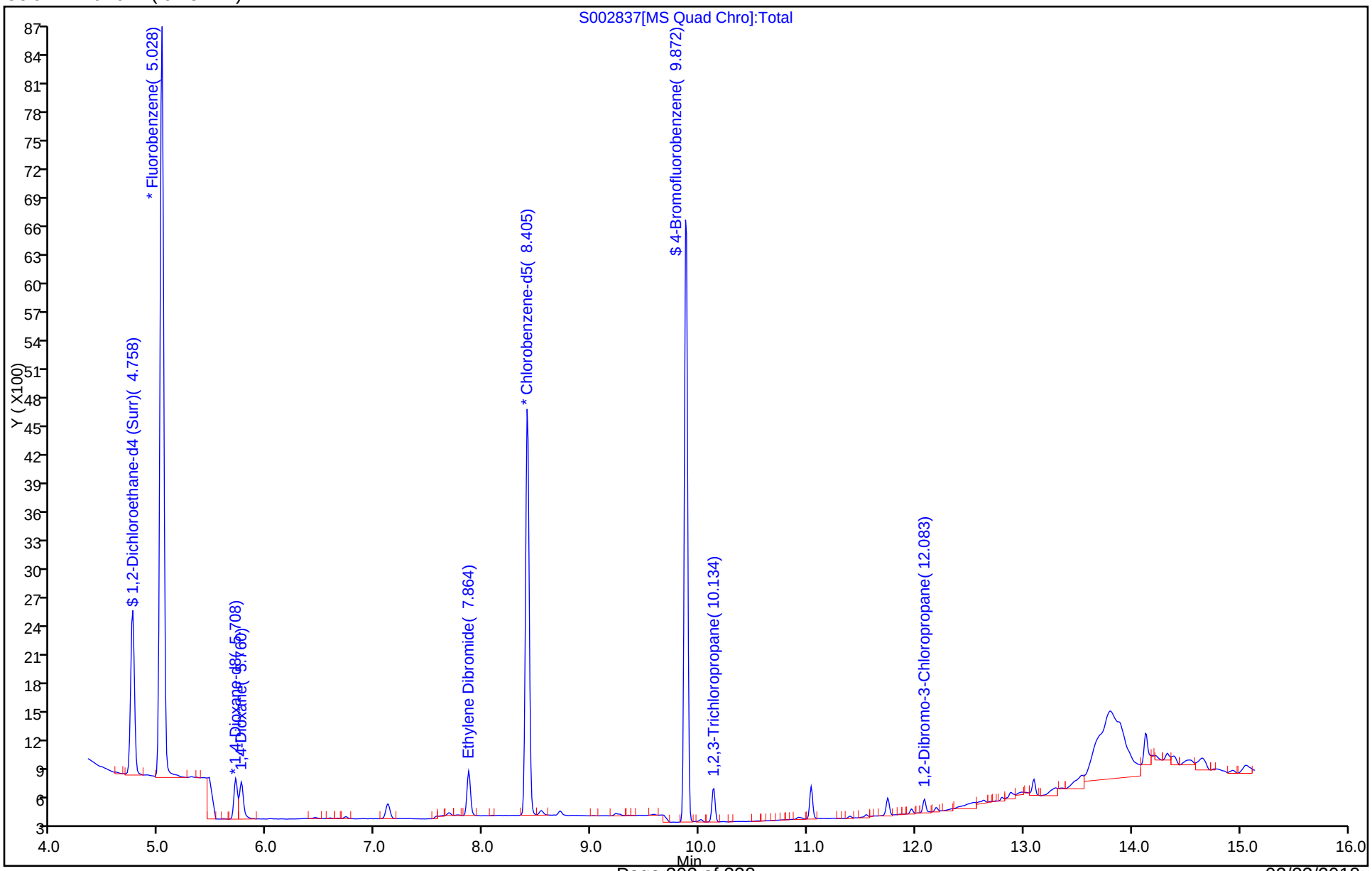

TestAmerica Edison
Target Compound Quantitation Report

Data File: \\ChromNA\Edison\ChromData\CVOAMS14\20180207-67188.b\S002838.D
Lims ID: STD20
Client ID:
Sample Type: IC Calib Level: 5
Inject. Date: 08-Feb-2018 02:29:10 ALS Bottle#: 0 Worklist Smp#: 6
Purge Vol: 5.000 mL Dil. Factor: 1.0000
Sample Info: STD20
Operator ID: Instrument ID: CVOAMS14
Sublist: chrom-8260SIM_14*sub1

Method: \\ChromNA\Edison\ChromData\CVOAMS14\20180207-67188.b\8260SIM_14.m
Limit Group: VOA - 8260C DKQP Water and Solid
Last Update: 08-Feb-2018 11:15:31 Calib Date: 08-Feb-2018 05:10:18
Integrator: RTE ID Type: RT Order ID
Quant Method: Internal Standard Quant By: Initial Calibration
Last ICal File: \\ChromNA\Edison\ChromData\CVOAMS14\20180207-67188.b\S002845.D

Column 1 : Rtx-624 (0.25 mm) Det: MS SCAN
Process Host: XAWRK028

First Level Reviewer: desais Date: 08-Feb-2018 06:36:32

Compound	Sig	RT (min.)	Exp RT (min.)	Dlt RT (min.)	Q	Response	Cal Amt ug/l	OnCol Amt ug/l	Flags
* 1 Fluorobenzene	96	5.028	5.028	0.000	99	16476	0.5000	0.5000	
* 2 1,4-Dioxane-d8	64	5.708	5.708	0.000	99	372	10.0	10.0	
* 3 Chlorobenzene-d5	82	8.405	8.405	0.000	99	6578	0.5000	0.5000	
$ 4 1,2-Dichloroethane-d4 (Sur	65	4.758	4.758	0.000	100	4001	0.5003	0.4987	
$ 5 4-Bromofluorobenzene	95	9.872	9.872	0.000	100	6016	0.5002	0.4997	
7 1,4-Dioxane	88	5.760	5.760	0.000	97	1124	20.0	18.9	
8 Ethylene Dibromide	109	7.864	7.864	0.000	98	1058	0.2000	0.2034	
9 1,2,3-Trichloropropane	110	10.134	10.134	0.000	98	426	0.2000	0.1979	
10 1,2-Dibromo-3-Chloropropan	157	12.083	12.083	-0.001	96	271	0.2000	0.2007	

Reagents:

VMMIX1SIM_00107 Amount Added: 1.00 Units: uL
SIMDIOX50_00018 Amount Added: 20.00 Units: uL
SimissurNEW_00014 Amount Added: 2.00 Units: uL Run Reagent

Report Date: 08-Feb-2018 11:15:32 Chrom Revision: 2.2 24-Jan-2018 15:37:30

TestAmerica Edison

Data File: \\ChromNA\Edison\ChromData\CVOAMS14\20180207-67188.b\S002838.D

Injection Date:	08-Feb-2018 02:29:10	Instrument ID:	CVOAMS14	Operator ID:	
Lims ID:	STD20			Worklist Smp#:	6
Client ID:					
Purge Vol:	5.000 mL	Dil. Factor:	1.0000	ALS Bottle#:	0
Method:	8260SIM_14	Limit Group:	VOA - 8260C DKQP Water and Solid		

Column: Rtx-624 (0.25 mm)

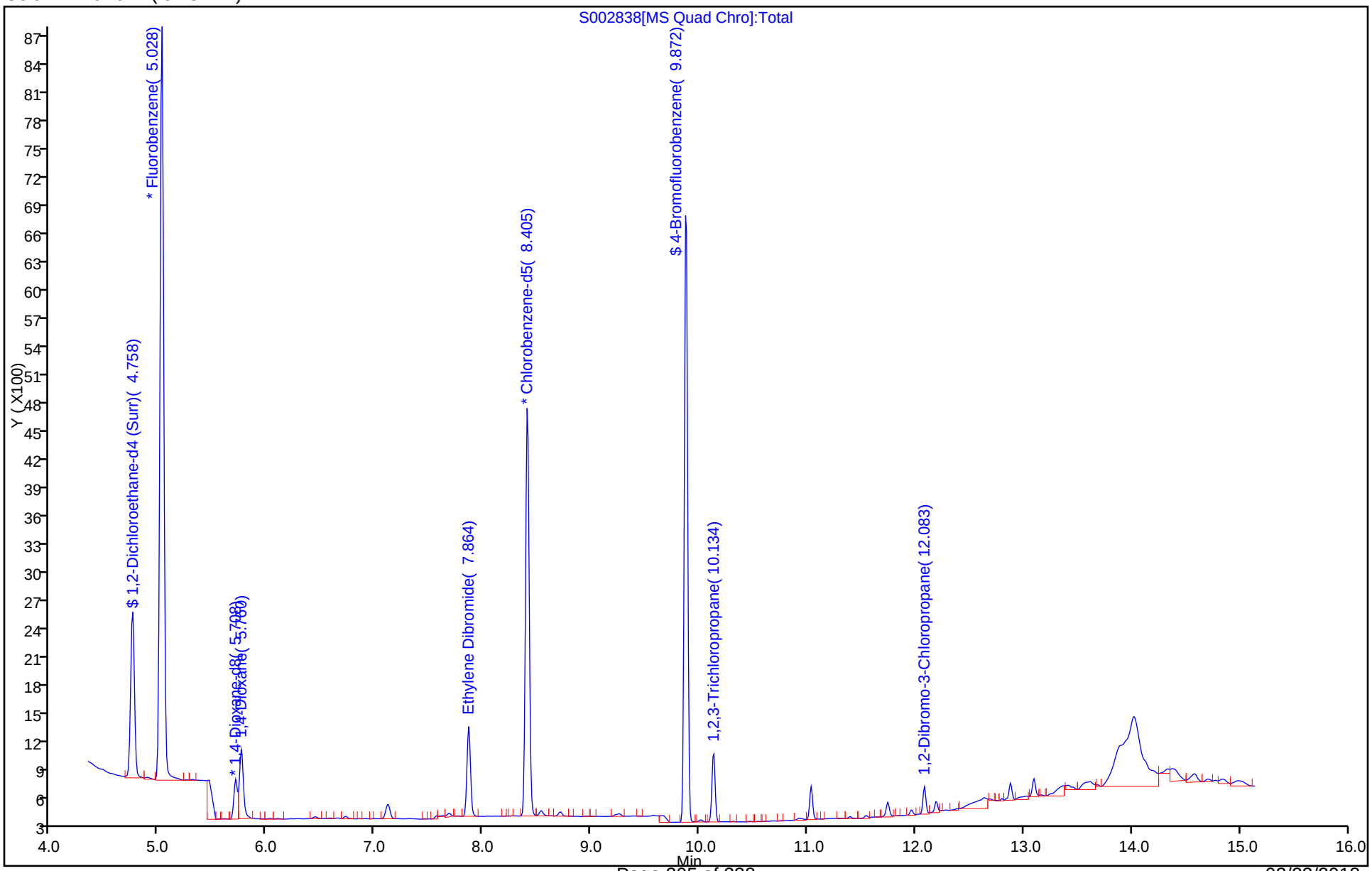

TestAmerica Edison
Target Compound Quantitation Report

Data File: \\ChromNA\Edison\ChromData\CVOAMS14\20180207-67188.b\S002839.D
Lims ID: STD30
Client ID:
Sample Type: IC Calib Level: 6
Inject. Date: 08-Feb-2018 02:52:12 ALS Bottle#: 0 Worklist Smp#: 7
Purge Vol: 5.000 mL Dil. Factor: 1.0000
Sample Info: STD30
Operator ID: Instrument ID: CVOAMS14
Sublist: chrom-8260SIM_14*sub1

Method: \\ChromNA\Edison\ChromData\CVOAMS14\20180207-67188.b\8260SIM_14.m
Limit Group: VOA - 8260C DKQP Water and Solid
Last Update: 08-Feb-2018 11:15:34 Calib Date: 08-Feb-2018 05:10:18
Integrator: RTE ID Type: RT Order ID
Quant Method: Internal Standard Quant By: Initial Calibration
Last ICal File: \\ChromNA\Edison\ChromData\CVOAMS14\20180207-67188.b\S002845.D

Column 1 : Rtx-624 (0.25 mm) Det: MS SCAN
Process Host: XAWRK028

First Level Reviewer: desais Date: 08-Feb-2018 06:36:38

Compound	Sig	RT (min.)	Exp RT (min.)	Dlt RT (min.)	Q	Response	Cal Amt ug/l	OnCol Amt ug/l	Flags
* 1 Fluorobenzene	96	5.028	5.028	0.000	99	16351	0.5000	0.5000	
* 2 1,4-Dioxane-d8	64	5.708	5.708	0.000	99	346	10.0	10.0	
* 3 Chlorobenzene-d5	82	8.405	8.405	0.000	98	6515	0.5000	0.5000	
$ 4 1,2-Dichloroethane-d4 (Sur	65	4.758	4.758	0.000	100	3988	0.5003	0.5009	
$ 5 4-Bromofluorobenzene	95	9.872	9.872	0.000	100	5983	0.5002	0.5017	
7 1,4-Dioxane	88	5.760	5.760	0.000	97	1628	30.0	29.4	
8 Ethylene Dibromide	109	7.864	7.864	0.000	98	2552	0.5000	0.4954	
9 1,2,3-Trichloropropane	110	10.134	10.134	0.000	98	1020	0.5000	0.4784	
10 1,2-Dibromo-3-Chloropropan	157	12.083	12.083	0.000	97	633	0.5000	0.4734	

Reagents:

VMMIX1SIM_00107	Amount Added: 2.50	Units: uL	
SIMDIOX50_00018	Amount Added: 30.00	Units: uL	
SimissurNEW_00014	Amount Added: 2.00	Units: uL	Run Reagent

Report Date: 08-Feb-2018 11:15:34 Chrom Revision: 2.2 24-Jan-2018 15:37:30

TestAmerica Edison

Data File: \\ChromNA\Edison\ChromData\CVOAMS14\20180207-67188.b\S002839.D

Injection Date: 08-Feb-2018 02:52:12 Instrument ID: CVOAMS14 Operator ID:

Lims ID: STD30 Worklist Smp#: 7

Client ID:

Purge Vol: 5.000 mL Dil. Factor: 1.0000 ALS Bottle#: 0

Method: 8260SIM_14 Limit Group: VOA - 8260C DKQP Water and Solid

Column: Rtx-624 (0.25 mm)

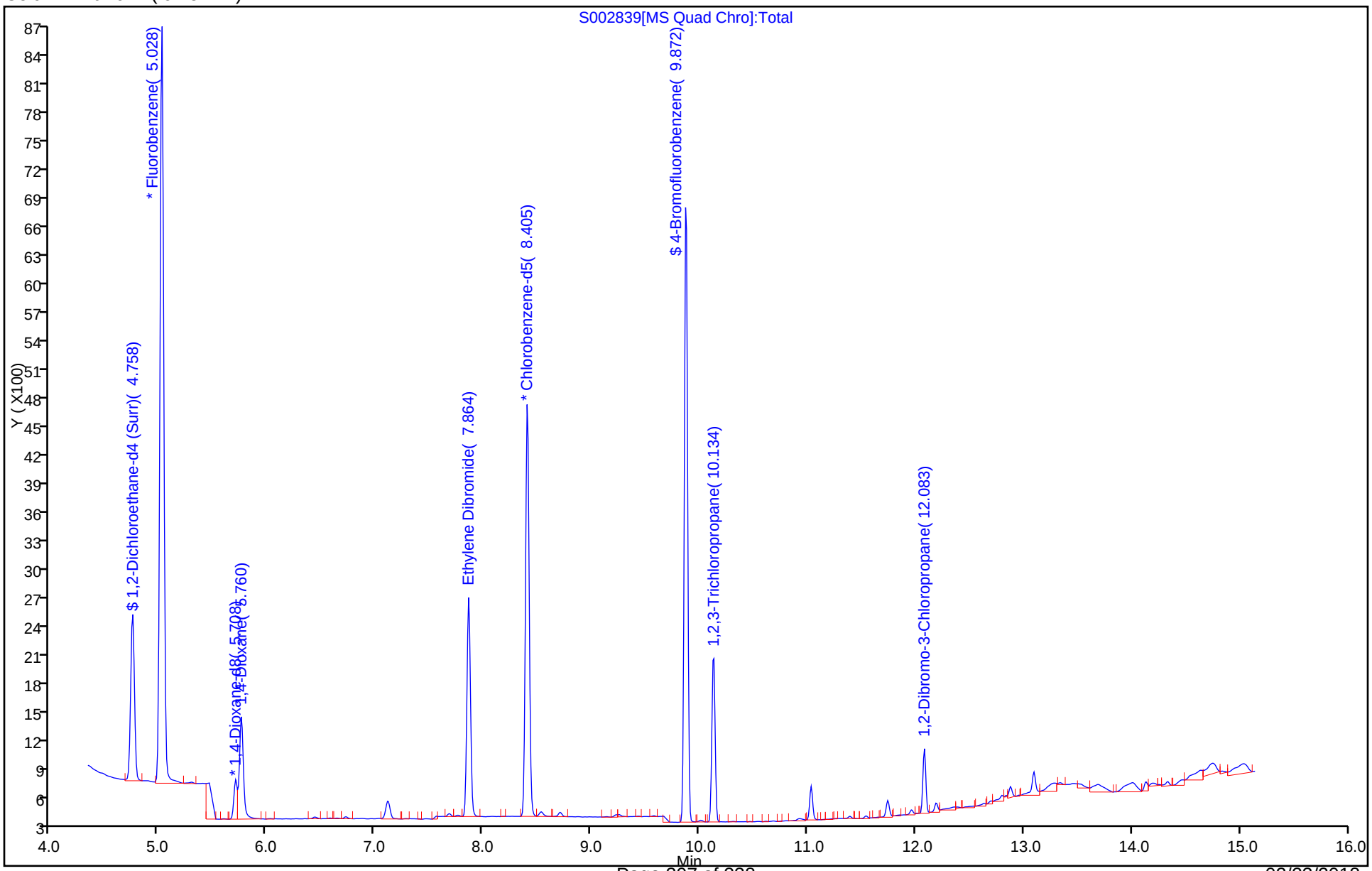

TestAmerica Edison
Target Compound Quantitation Report

Data File: \\ChromNA\Edison\ChromData\CVOAMS14\20180207-67188.b\S002840.D
Lims ID: STD40
Client ID:
Sample Type: IC Calib Level: 7
Inject. Date: 08-Feb-2018 03:15:15 ALS Bottle#: 0 Worklist Smp#: 8
Purge Vol: 5.000 mL Dil. Factor: 1.0000
Sample Info: STD40
Operator ID: Instrument ID: CVOAMS14
Sublist: chrom-8260SIM_14*sub1

Method: \\ChromNA\Edison\ChromData\CVOAMS14\20180207-67188.b\8260SIM_14.m
Limit Group: VOA - 8260C DKQP Water and Solid
Last Update: 08-Feb-2018 11:15:39 Calib Date: 08-Feb-2018 05:10:18
Integrator: RTE ID Type: RT Order ID
Quant Method: Internal Standard Quant By: Initial Calibration
Last ICal File: \\ChromNA\Edison\ChromData\CVOAMS14\20180207-67188.b\S002845.D

Column 1 : Rtx-624 (0.25 mm) Det: MS SCAN
Process Host: XAWRK028

First Level Reviewer: desais Date: 08-Feb-2018 06:36:46

Compound	Sig	RT (min.)	Exp RT (min.)	Dlt RT (min.)	Q	Response	Cal Amt ug/l	OnCol Amt ug/l	Flags
* 1 Fluorobenzene	96	5.028	5.028	0.000	99	16263	0.5000	0.5000	
* 2 1,4-Dioxane-d8	64	5.709	5.708	0.001	99	367	10.0	10.0	
* 3 Chlorobenzene-d5	82	8.407	8.405	0.002	97	6413	0.5000	0.5000	
$ 4 1,2-Dichloroethane-d4 (Sur	65	4.758	4.758	0.000	100	3958	0.5003	0.4998	
$ 5 4-Bromofluorobenzene	95	9.874	9.872	0.002	99	5898	0.5002	0.5025	
7 1,4-Dioxane	88	5.762	5.760	0.002	98	2197	40.0	37.4	
8 Ethylene Dibromide	109	7.866	7.864	0.002	98	4962	1.00	0.9786	
9 1,2,3-Trichloropropane	110	10.136	10.134	0.002	99	2003	1.00	0.9544	
10 1,2-Dibromo-3-Chloropropan	157	12.084	12.083	0.001	93	1254	1.00	0.9528	

Reagents:

VMMIX1SIM_00107 Amount Added: 5.00 Units: uL
SIMDIOX50_00018 Amount Added: 40.00 Units: uL
SimissurNEW_00014 Amount Added: 2.00 Units: uL Run Reagent

Report Date: 08-Feb-2018 11:15:40 Chrom Revision: 2.2 24-Jan-2018 15:37:30

TestAmerica Edison

Data File: \\ChromNA\Edison\ChromData\CVOAMS14\20180207-67188.b\S002840.D

Injection Date:	08-Feb-2018 03:15:15	Instrument ID:	CVOAMS14	Operator ID:	
Lims ID:	STD40			Worklist Smp#:	8
Client ID:					
Purge Vol:	5.000 mL	Dil. Factor:	1.0000	ALS Bottle#:	0
Method:	8260SIM_14	Limit Group:	VOA - 8260C DKQP Water and Solid		

Column: Rtx-624 (0.25 mm)

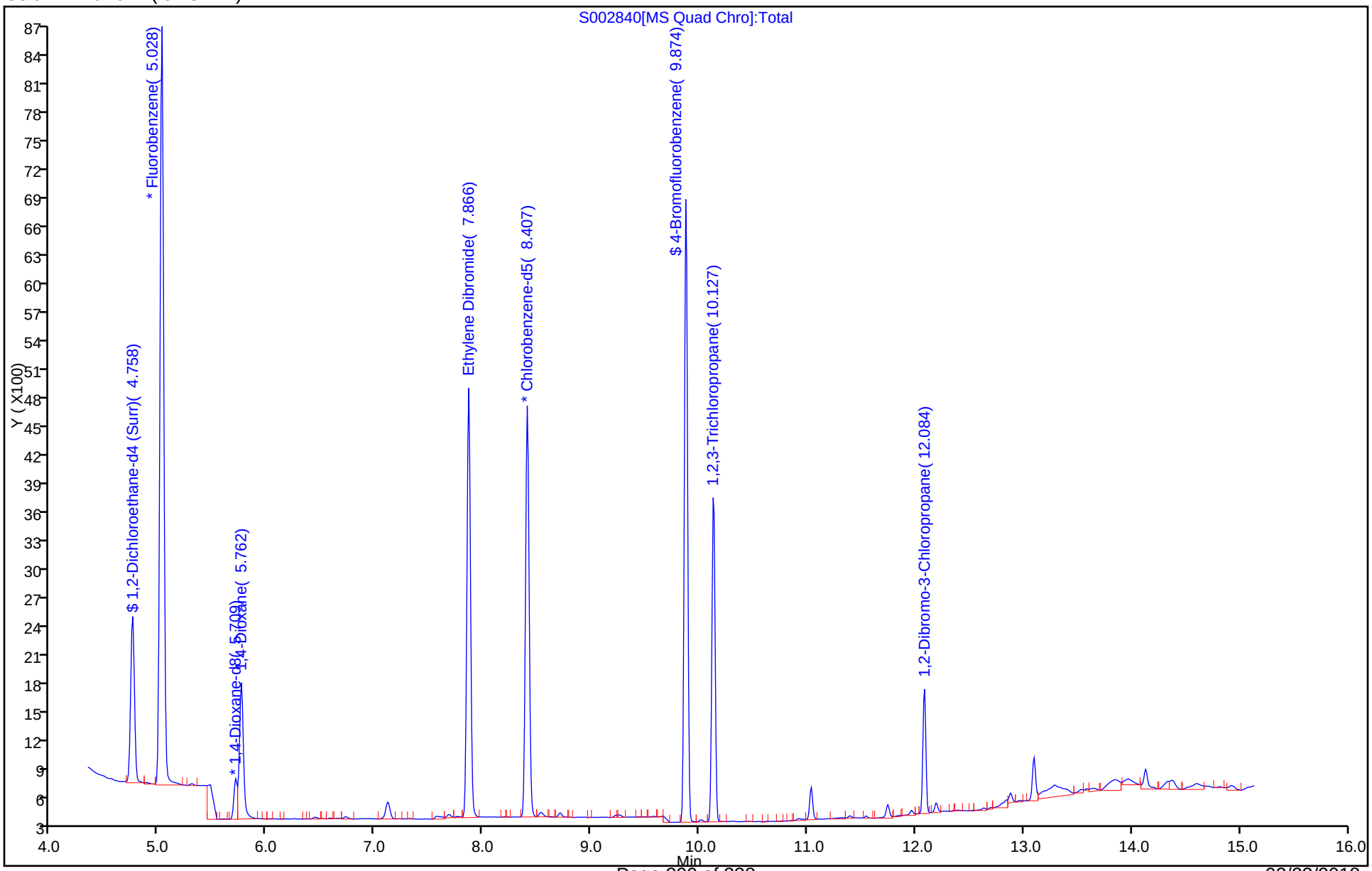

TestAmerica Edison
Target Compound Quantitation Report

Data File: \\ChromNA\Edison\ChromData\CVOAMS14\20180207-67188.b\S002841.D
Lims ID: STD50
Client ID:
Sample Type: IC Calib Level: 8
Inject. Date: 08-Feb-2018 03:38:16 ALS Bottle#: 0 Worklist Smp#: 9
Purge Vol: 5.000 mL Dil. Factor: 1.0000
Sample Info: STD50
Operator ID: Instrument ID: CVOAMS14
Sublist: chrom-8260SIM_14*sub1

Method: \\ChromNA\Edison\ChromData\CVOAMS14\20180207-67188.b\8260SIM_14.m
Limit Group: VOA - 8260C DKQP Water and Solid
Last Update: 08-Feb-2018 11:15:42 Calib Date: 08-Feb-2018 05:10:18
Integrator: RTE ID Type: RT Order ID
Quant Method: Internal Standard Quant By: Initial Calibration
Last ICal File: \\ChromNA\Edison\ChromData\CVOAMS14\20180207-67188.b\S002845.D

Column 1 : Rtx-624 (0.25 mm) Det: MS SCAN
Process Host: XAWRK028

First Level Reviewer: desais Date: 08-Feb-2018 06:36:53

Compound	Sig	RT (min.)	Exp RT (min.)	Dlt RT (min.)	Q	Response	Cal Amt ug/l	OnCol Amt ug/l	Flags
* 1 Fluorobenzene	96	5.028	5.028	0.000	99	16491	0.5000	0.5000	
* 2 1,4-Dioxane-d8	64	5.708	5.708	0.000	99	354	10.0	10.0	
* 3 Chlorobenzene-d5	82	8.405	8.405	0.000	99	6528	0.5000	0.5000	
$ 4 1,2-Dichloroethane-d4 (Sur	65	4.758	4.758	0.000	100	4031	0.5003	0.5020	
$ 5 4-Bromofluorobenzene	95	9.872	9.872	0.000	100	5930	0.5002	0.4963	
7 1,4-Dioxane	88	5.760	5.760	0.000	97	2716	50.0	47.9	
8 Ethylene Dibromide	109	7.864	7.864	0.000	99	10066	2.00	1.95	
9 1,2,3-Trichloropropane	110	10.134	10.134	0.000	98	4012	2.00	1.88	
10 1,2-Dibromo-3-Chloropropan	157	12.083	12.083	0.000	97	2518	2.00	1.88	

Reagents:

VMMIX1SIM_00107	Amount Added: 10.00	Units: uL	
SIMDIOX50_00018	Amount Added: 50.00	Units: uL	
SimissurNEW_00014	Amount Added: 2.00	Units: uL	Run Reagent

Report Date: 08-Feb-2018 11:15:44 Chrom Revision: 2.2 24-Jan-2018 15:37:30

TestAmerica Edison

Data File: \\ChromNA\Edison\ChromData\CVOAMS14\20180207-67188.b\S002841.D

Injection Date:	08-Feb-2018 03:38:16	Instrument ID:	CVOAMS14	Operator ID:	
Lims ID:	STD50			Worklist Smp#:	9
Client ID:					
Purge Vol:	5.000 mL	Dil. Factor:	1.0000	ALS Bottle#:	0
Method:	8260SIM_14	Limit Group:	VOA - 8260C DKQP Water and Solid		

Column: Rtx-624 (0.25 mm)

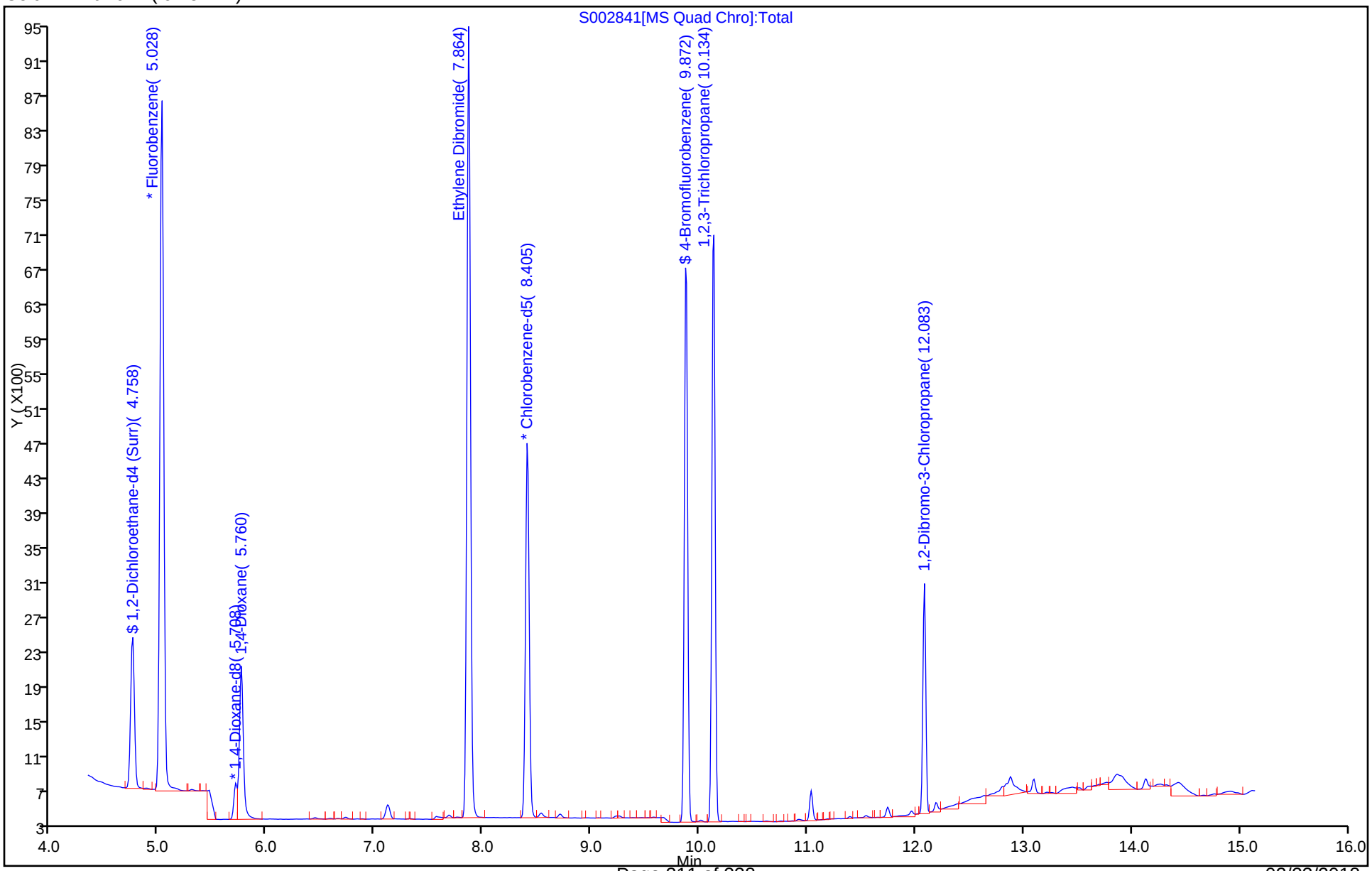

TestAmerica Edison
Target Compound Quantitation Report

Data File: \\ChromNA\Edison\ChromData\CVOAMS14\20180207-67188.b\S002845.D
Lims ID: STD04
Client ID:
Sample Type: IC Calib Level: 1
Inject. Date: 08-Feb-2018 05:10:18 ALS Bottle#: 0 Worklist Smp#: 13
Purge Vol: 5.000 mL Dil. Factor: 1.0000
Sample Info: STD04
Operator ID: Instrument ID: CVOAMS14
Sublist: chrom-8260SIM_14*sub1

Method: \\ChromNA\Edison\ChromData\CVOAMS14\20180207-67188.b\8260SIM_14.m
Limit Group: VOA - 8260C DKQP Water and Solid
Last Update: 08-Feb-2018 11:15:47 Calib Date: 08-Feb-2018 05:10:18
Integrator: RTE ID Type: RT Order ID
Quant Method: Internal Standard Quant By: Initial Calibration
Last ICal File: \\ChromNA\Edison\ChromData\CVOAMS14\20180207-67188.b\S002845.D

Column 1 : Rtx-624 (0.25 mm) Det: MS SCAN
Process Host: XAWRK028

First Level Reviewer: desais Date: 08-Feb-2018 06:35:56

Compound	Sig	RT (min.)	Exp RT (min.)	Dlt RT (min.)	Q	Response	Cal Amt ug/l	OnCol Amt ug/l	Flags
* 1 Fluorobenzene	96	5.028	5.028	0.000	99	16547	0.5000	0.5000	
* 2 1,4-Dioxane-d8	64	5.708	5.708	0.000	98	379	10.0	10.0	
* 3 Chlorobenzene-d5	82	8.405	8.405	0.000	99	6472	0.5000	0.5000	
$ 4 1,2-Dichloroethane-d4 (Sur	65	4.758	4.758	0.000	100	4048	0.5003	0.5024	
$ 5 4-Bromofluorobenzene	95	9.872	9.872	0.000	100	5867	0.5002	0.4953	
7 1,4-Dioxane	88	5.760	5.760	0.000	50	29	0.4000	0.4776	
8 Ethylene Dibromide	109	7.864	7.864	0.000	100	99	0.0200	0.0193	
9 1,2,3-Trichloropropane	110	10.134	10.134	0.000	97	47	0.0200	0.0222	
10 1,2-Dibromo-3-Chloropropan	157	12.083	12.083	0.000	79	26	0.0200	0.0196	

Reagents:

VMMIX1SIM_00107 Amount Added: 1.00 Units: uL
SIMDIOX50_00018 Amount Added: 4.00 Units: uL
SimissurNEW_00014 Amount Added: 2.00 Units: uL Run Reagent

Report Date: 08-Feb-2018 11:15:48 Chrom Revision: 2.2 24-Jan-2018 15:37:30

TestAmerica Edison

Data File: \\ChromNA\Edison\ChromData\CVOAMS14\20180207-67188.b\S002845.D

Injection Date:	08-Feb-2018 05:10:18	Instrument ID:	CVOAMS14	Operator ID:	
Lims ID:	STD04			Worklist Smp#:	13
Client ID:					
Purge Vol:	5.000 mL	Dil. Factor:	1.0000	ALS Bottle#:	0
Method:	8260SIM_14	Limit Group:	VOA - 8260C DKQP Water and Solid		

Column: Rtx-624 (0.25 mm)

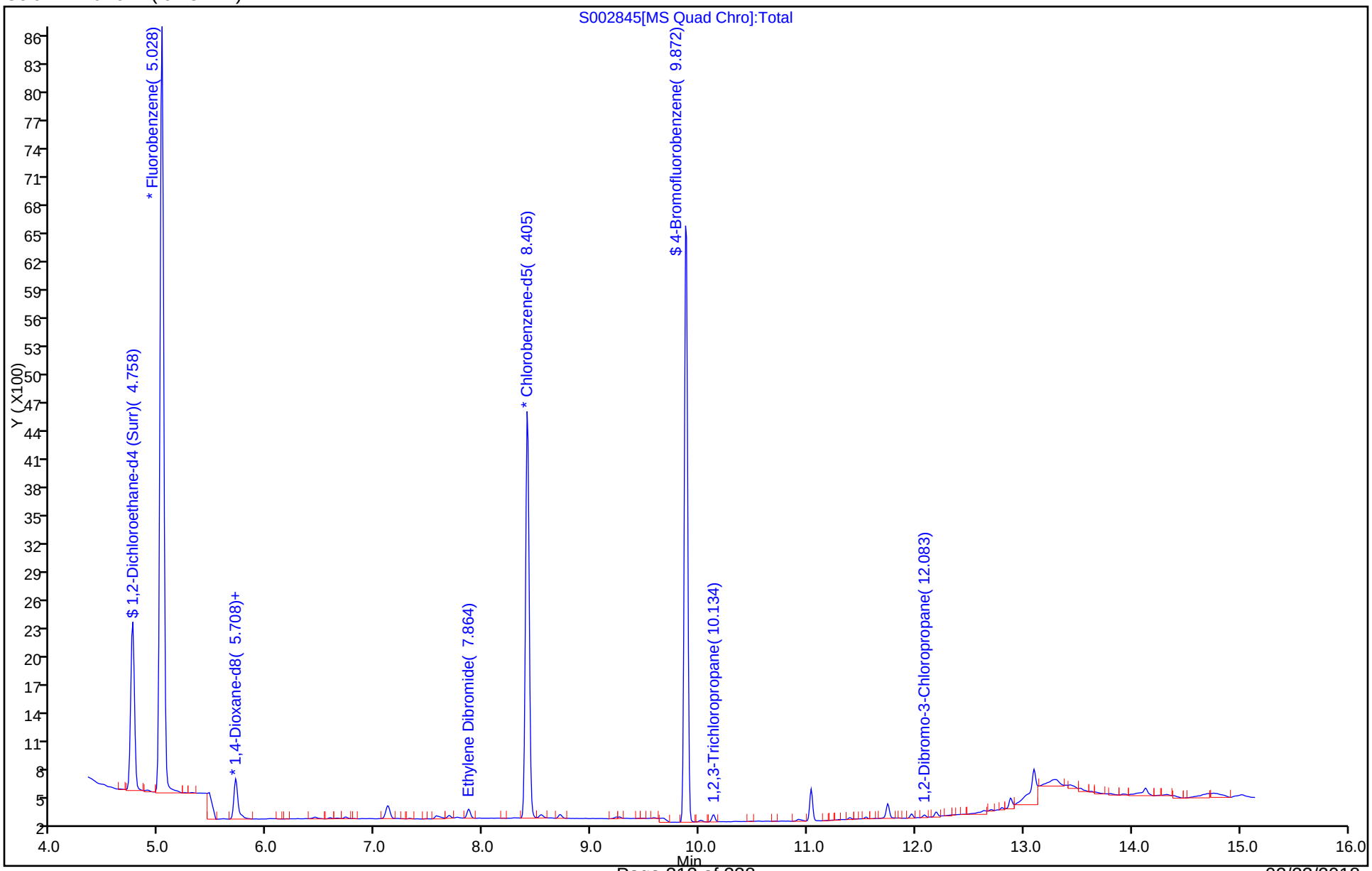

FORM VII
GC/MS VOA CONTINUING CALIBRATION DATA

Lab Name: TestAmerica Edison Job No.: 460-150252-1

SDG No.:

Lab Sample ID: CCVIS 460-497686/2 Calibration Date: 02/16/2018 07:38

Instrument ID: CVOAMS14 Calib Start Date: 02/08/2018 01:20

GC Column: Rtx-624 ID: 0.25(mm) Calib End Date: 02/08/2018 05:10

Lab File ID: S003065.D Conc. Units: ug/L Heated Purge: (Y/N) Y

ANALYTE	CURVE TYPE	AVE RRF	RRF	MIN RRF	CALC AMOUNT	SPIKE AMOUNT	%D	MAX %D
1,4-Dioxane	Ave	1.602	1.495		4.67	5.00	-6.7	20.0
Ethylene Dibromide	Ave	0.3953	0.3372	0.1000	0.0426	0.0500	-14.7	20.0
1,2,3-Trichloropropane	Ave	0.1636	0.1515		0.0463	0.0500	-7.4	20.0
1,2-Dibromo-3-Chloropropane	Ave	0.1026	0.0790	0.0500	0.0385	0.0500	-23.1*	20.0
1,2-Dichloroethane-d4 (Surr)	Ave	0.2435	0.2749		0.565	0.500	12.9	20.0
4-Bromofluorobenzene	Ave	0.9151	0.8825		0.482	0.500	-3.6	20.0

TestAmerica Edison
Target Compound Quantitation Report

Data File: \\ChromNA\Edison\ChromData\CVOAMS14\20180216-67577.b\S003065.D
Lims ID: CCVIS
Client ID:
Sample Type: CCVIS
Inject. Date: 16-Feb-2018 07:38:41 ALS Bottle#: 0 Worklist Smp#: 2
Purge Vol: 5.000 mL Dil. Factor: 1.0000
Sample Info: CCVIS
Operator ID: Instrument ID: CVOAMS14
Sublist: chrom-8260SIM_14*sub1

Method: \\ChromNA\Edison\ChromData\CVOAMS14\20180216-67577.b\8260SIM_14.m
Limit Group: VOA - 8260C DKQP Water and Solid
Last Update: 16-Feb-2018 10:09:14 Calib Date: 08-Feb-2018 05:10:18
Integrator: RTE ID Type: RT Order ID
Quant Method: Internal Standard Quant By: Initial Calibration
Last ICal File: \\ChromNA\Edison\ChromData\CVOAMS14\20180207-67188.b\S002845.D

Column 1 : Rtx-624 (0.25 mm) Det: MS SCAN
Process Host: XAWRK023

First Level Reviewer: desais Date: 16-Feb-2018 08:00:14

Compound	Sig	RT (min.)	Exp RT (min.)	Dlt RT (min.)	Q	Response	Cal Amt ug/l	OnCol Amt ug/l	Flags
* 1 Fluorobenzene	96	5.028	5.028	0.000	100	12243	0.5000	0.5000	
* 2 1,4-Dioxane-d8	64	5.708	5.708	0.000	98	289	10.0	10.0	
* 3 Chlorobenzene-d5	82	8.405	8.405	0.000	99	4686	0.5000	0.5000	
$ 4 1,2-Dichloroethane-d4 (Sur	65	4.747	4.747	0.000	98	3368	0.5003	0.5650	
$ 5 4-Bromofluorobenzene	95	9.872	9.872	0.000	94	4137	0.5002	0.4823	
7 1,4-Dioxane	88	5.760	5.760	0.000	97	216	5.00	4.67	
8 Ethylene Dibromide	109	7.864	7.864	0.000	99	158	0.0500	0.0426	
9 1,2,3-Trichloropropane	110	10.134	10.134	0.000	98	71	0.0500	0.0463	
10 1,2-Dibromo-3-Chloropropan	157	12.083	12.083	0.000	90	37	0.0500	0.0385	

Reagents:

VMMIX1SIM_00107 Amount Added: 1.00 Units: uL
SIMDIOX50_00018 Amount Added: 20.00 Units: uL
SimissurNEW_00014 Amount Added: 2.00 Units: uL Run Reagent

Report Date: 16-Feb-2018 10:09:15 Chrom Revision: 2.2 08-Feb-2018 13:38:42

TestAmerica Edison

Data File: \\ChromNA\Edison\ChromData\CVOAMS14\20180216-67577.b\S003065.D

Injection Date:	16-Feb-2018 07:38:41	Instrument ID:	CVOAMS14	Operator ID:	
Lims ID:	CCVIS			Worklist Smp#:	2
Client ID:					
Purge Vol:	5.000 mL	Dil. Factor:	1.0000	ALS Bottle#:	0
Method:	8260SIM_14	Limit Group:	VOA - 8260C DKQP Water and Solid		

Column: Rtx-624 (0.25 mm)

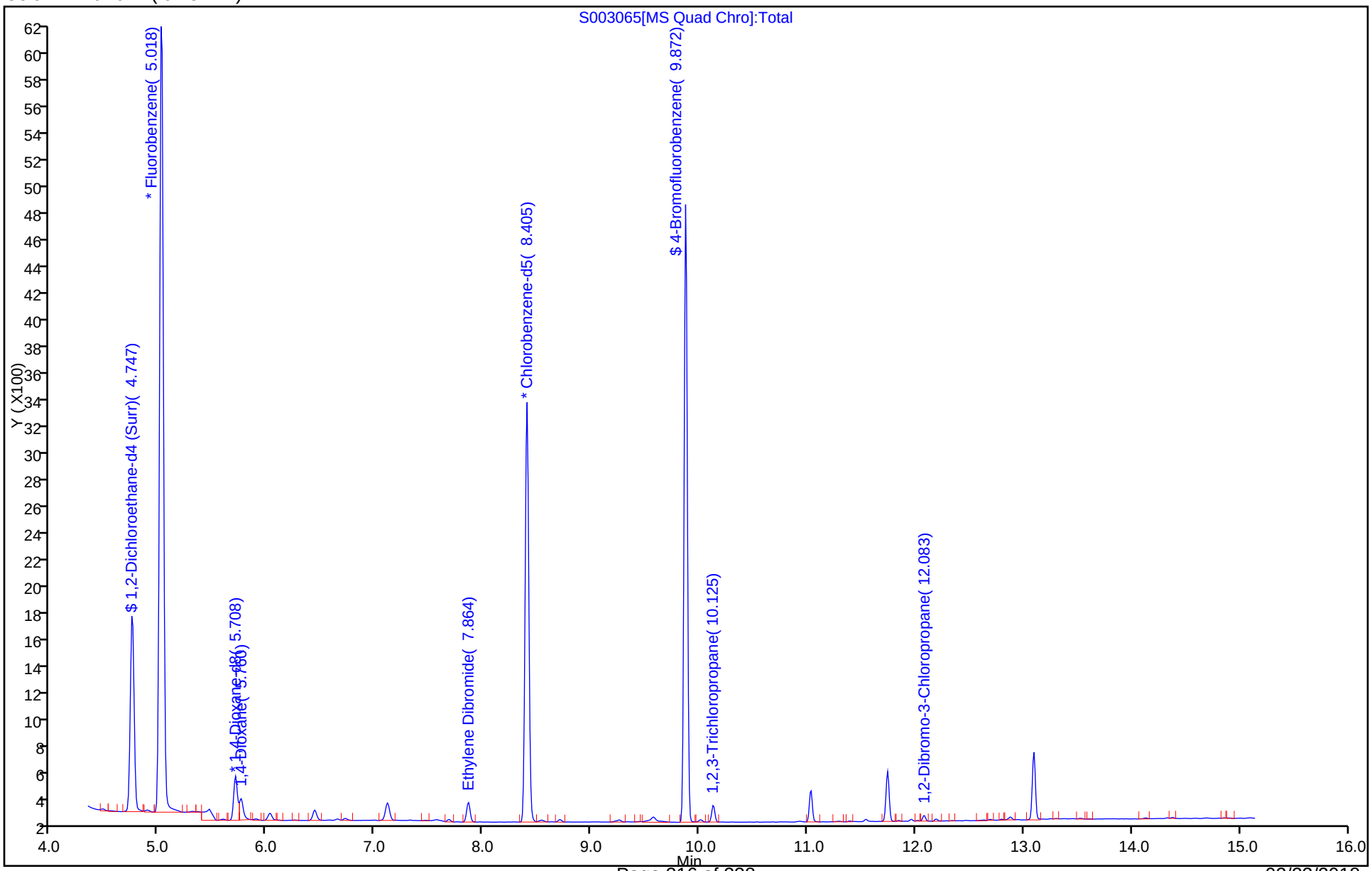

TestAmerica Edison
Target Compound Quantitation Report

Data File: \\ChromNA\Edison\ChromData\CVOAMS14\20180207-67188.b\S002833.D
Lims ID: BFB
Client ID:
Sample Type: BFB
Inject. Date: 08-Feb-2018 00:30:57 ALS Bottle#: 0 Worklist Smp#: 1
Injection Vol: 10.0 mL Dil. Factor: 1.0000
Sample Info: BFB
Operator ID: Instrument ID: CVOAMS14

Method: \\ChromNA\Edison\ChromData\CVOAMS14\20180207-67188.b\8260SIM_14.m
Limit Group: VOA - 8260C DKQP Water and Solid
Last Update: 08-Feb-2018 09:24:27 Calib Date: 08-Feb-2018 05:10:18
Integrator: RTE ID Type: RT Order ID
Quant Method: Internal Standard Quant By: Initial Calibration
Last ICal File: \\ChromNA\Edison\ChromData\CVOAMS14\20180207-67188.b\S002845.D

Column 1 : Rtx-624 (0.25 mm) Det: MS SCAN
Process Host: XAWRK024

First Level Reviewer: sarmientod Date: 08-Feb-2018 01:13:44

Compound	Sig	RT (min.)	Exp RT (min.)	Dlt RT (min.)	Q	Response	Cal Amt ug/l	OnCol Amt ug/l	Flags
$ 6 BFB	95	3.726	3.726	0.000	0	67378	NR	NR	

QC Flag Legend

Processing Flags
NR - Missing Quant Standard

Reagents:

BFB_00016 Amount Added: 1.00 Units: uL

MS Tune Report

TestAmerica Edison

Data File: \\ChromNA\Edison\ChromData\CVOAMS14\20180207-67188.b\S002833.D
Injection Date: 08-Feb-2018 00:30:57 Instrument ID: CVOAMS14
Lims ID: BFB
Client ID:
Operator ID: ALS Bottle#: 0 Worklist Smp#: 1
Injection Vol: 10.0 mL Dil. Factor: 1.0000
Method: 8260SIM_14 Limit Group: VOA - 8260C DKQP Water and Solid
Tune Method: BFB Method 8260

$ 6 BFB

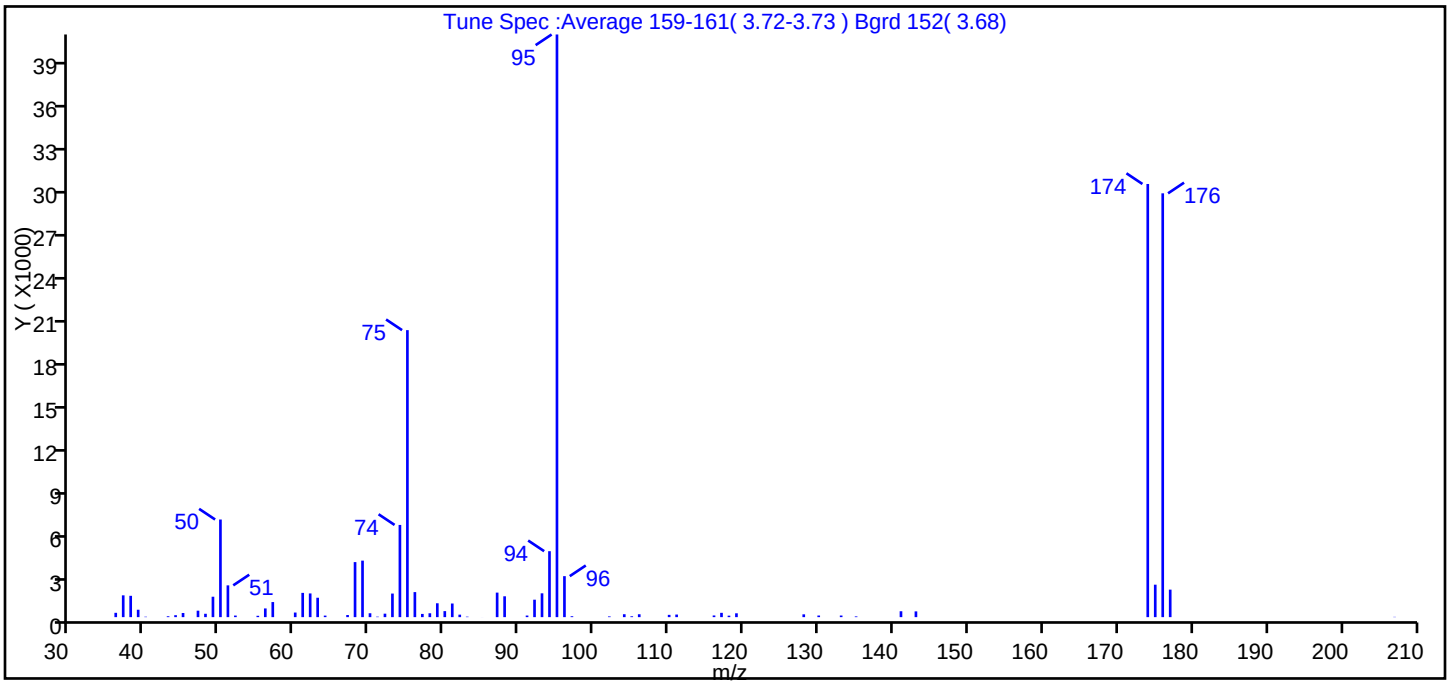

m/z	Ion Abundance Criteria	% Relative Abundance
95	Base peak, 100% relative abundance	100.0
50	15 to 40% of m/z 95	16.8
75	30 to 60% of m/z 95	49.3
96	5 to 9% of m/z 95	7.0
173	Less than 2% of m/z 174	0.0 (0.0)
174	50 to 120% of m/z 95	74.3
175	5 to 9% of m/z 174	5.6 (7.5)
176	Greater than 95% but less than 101% of m/z 174	72.7 (97.8)
177	5 to 9% of m/z 176	4.7 (6.5)

Data File: \\ChromNA\Edison\ChromData\CVOAMS14\20180207-67188.b\S002833.D\8260SIM_14.rslt\spectra.d
Injection Date: 08-Feb-2018 00:30:57
Spectrum: Tune Spec :Average 159-161(3.72-3.73) Bgrd 152(3.68)
Base Peak: 95.00
Minimum % Base Peak: 0
Number of Points: 70

m/z	Y	m/z	Y	m/z	Y	m/z	Y
36.00	300	61.00	1683	81.00	946	111.00	180
37.00	1512	62.00	1644	82.00	173	116.00	117
38.00	1479	63.00	1345	83.00	33	117.00	299
39.00	514	64.00	107	85.00	2	118.00	103
40.00	29	67.00	147	87.00	1701	119.00	267
43.00	61	68.00	3817	88.00	1446	128.00	195
44.00	135	69.00	3919	91.00	111	130.00	112
45.00	287	70.00	270	92.00	1210	133.00	112
47.00	448	71.00	33	93.00	1652	135.00	51
48.00	234	72.00	241	94.00	4574	141.00	409
49.00	1416	73.00	1636	95.00	40408	143.00	400
50.00	6771	74.00	6395	96.00	2843	174.00	30040
51.00	2204	75.00	19904	97.00	62	175.00	2251
52.00	110	76.00	1737	102.00	50	176.00	29392
55.00	94	77.00	224	104.00	203	177.00	1908
56.00	604	78.00	269	105.00	59	207.00	19
57.00	1046	79.00	962	106.00	200		
60.00	319	80.00	417	110.00	159		

TestAmerica Edison
Target Compound Quantitation Report

Data File: \\ChromNA\Edison\ChromData\CVOAMS14\20180216-67577.b\S003064.D
Lims ID: BFB
Client ID:
Sample Type: BFB
Inject. Date: 16-Feb-2018 07:15:16 ALS Bottle#: 0 Worklist Smp#: 1
Injection Vol: 10.0 mL Dil. Factor: 1.0000
Sample Info: BFB
Operator ID: Instrument ID: CVOAMS14

Method: \\ChromNA\Edison\ChromData\CVOAMS14\20180216-67577.b\8260SIM_14.m
Limit Group: VOA - 8260C DKQP Water and Solid
Last Update: 16-Feb-2018 10:09:13 Calib Date: 08-Feb-2018 05:10:18
Integrator: RTE ID Type: RT Order ID
Quant Method: Internal Standard Quant By: Initial Calibration
Last ICal File: \\ChromNA\Edison\ChromData\CVOAMS14\20180207-67188.b\S002845.D

Column 1 : Rtx-624 (0.25 mm) Det: MS SCAN
Process Host: XAWRK023

First Level Reviewer: desais Date: 16-Feb-2018 07:23:36

Compound	Sig	RT (min.)	Exp RT (min.)	Dlt RT (min.)	Q	Response	Cal Amt ug/l	OnCol Amt ug/l	Flags
$ 6 BFB	95	3.721	3.721	0.000	0	56655	NR	NR	

QC Flag Legend

Processing Flags
NR - Missing Quant Standard

Reagents:

BFB_00016 Amount Added: 1.00 Units: uL

MS Tune Report

TestAmerica Edison

Data File: \\ChromNA\Edison\ChromData\CVOAMS14\20180216-67577.b\S003064.D
Injection Date: 16-Feb-2018 07:15:16 Instrument ID: CVOAMS14
Lims ID: BFB
Client ID:
Operator ID: ALS Bottle#: 0 Worklist Smp#: 1
Injection Vol: 10.0 mL Dil. Factor: 1.0000
Method: 8260SIM_14 Limit Group: VOA - 8260C DKQP Water and Solid
Tune Method: BFB Method 8260

$ 6 BFB

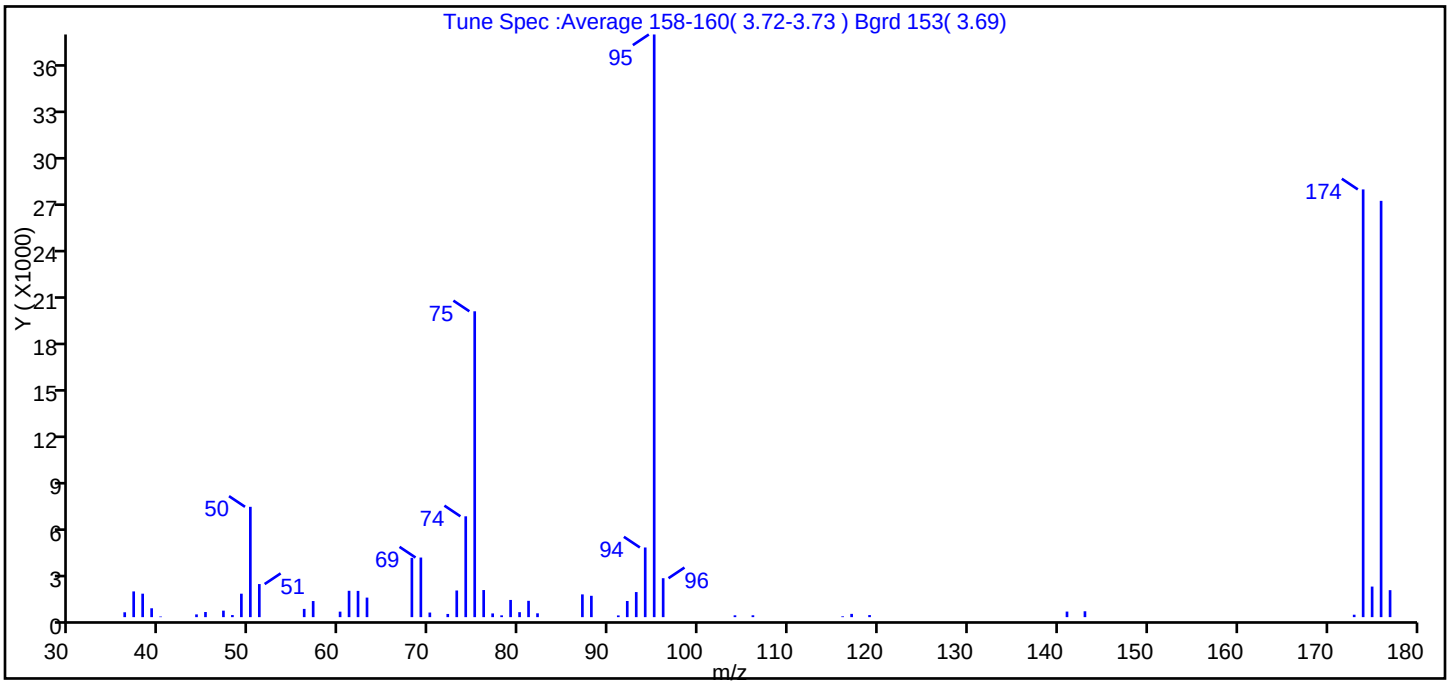

m/z	Ion Abundance Criteria	% Relative Abundance
95	Base peak, 100% relative abundance	100.0
50	15 to 40% of m/z 95	18.9
75	30 to 60% of m/z 95	52.5
96	5 to 9% of m/z 95	6.7
173	Less than 2% of m/z 174	0.4 (0.6)
174	50 to 120% of m/z 95	73.4
175	5 to 9% of m/z 174	5.2 (7.1)
176	Greater than 95% but less than 101% of m/z 174	71.4 (97.3)
177	5 to 9% of m/z 176	4.6 (6.5)

Data File: \\ChromNA\Edison\ChromData\CVOAMS14\20180216-67577.b\S003064.D\8260SIM_14.rslt\spectra.d
Injection Date: 16-Feb-2018 07:15:16
Spectrum: Tune Spec :Average 158-160(3.72-3.73) Bgrd 153(3.69)
Base Peak: 95.00
Minimum % Base Peak: 0
Number of Points: 52

m/z	Y	m/z	Y	m/z	Y	m/z	Y
36.00	310	57.00	1025	77.00	237	96.00	2479
37.00	1638	60.00	350	78.00	114	104.00	116
38.00	1494	61.00	1678	79.00	1095	106.00	119
39.00	565	62.00	1671	80.00	317	116.00	52
40.00	38	63.00	1244	81.00	1039	117.00	208
44.00	175	68.00	3775	82.00	244	119.00	132
45.00	327	69.00	3795	87.00	1449	141.00	355
47.00	414	70.00	293	88.00	1359	143.00	374
48.00	132	72.00	204	91.00	109	173.00	155
49.00	1493	73.00	1697	92.00	1028	174.00	27232
50.00	7024	74.00	6420	93.00	1597	175.00	1946
51.00	2106	75.00	19472	94.00	4435	176.00	26504
56.00	525	76.00	1725	95.00	37096	177.00	1718

FORM I
GC/MS VOA ORGANICS ANALYSIS DATA SHEET

Lab Name: TestAmerica Edison | Job No.: 460-150252-1

SDG No.:

Client Sample ID: | Lab Sample ID: MB 460-497686/7

Matrix: Water | Lab File ID: S003070.D

Analysis Method: 8260C SIM | Date Collected:

Sample wt/vol: 10(mL) | Date Analyzed: 02/16/2018 09:45

Soil Aliquot Vol: | Dilution Factor: 1

Soil Extract Vol.: | GC Column: Rtx-624 ID: 0.25(mm)

% Moisture: | Level: (low/med) Low

Analysis Batch No.: 497686 | Units: ug/L

CAS NO.	COMPOUND NAME	RESULT	Q	RL	MDL
123-91-1	1,4-Dioxane	0.20	U	0.40	0.20

CAS NO.	SURROGATE	%REC	Q	LIMITS
17060-07-0	1,2-Dichloroethane-d4 (Surr)	116		70-130
460-00-4	4-Bromofluorobenzene	93		70-130

TestAmerica Edison
Target Compound Quantitation Report

Data File: \\ChromNA\Edison\ChromData\CVOAMS14\20180216-67577.b\S003070.D
Lims ID: MB
Client ID:
Sample Type: MB
Inject. Date: 16-Feb-2018 09:45:20 ALS Bottle#: 0 Worklist Smp#: 7
Purge Vol: 5.000 mL Dil. Factor: 1.0000
Sample Info: MB
Operator ID: Instrument ID: CVOAMS14

Method: \\ChromNA\Edison\ChromData\CVOAMS14\20180216-67577.b\8260SIM_14.m
Limit Group: VOA - 8260C DKQP Water and Solid
Last Update: 16-Feb-2018 10:09:14 Calib Date: 08-Feb-2018 05:10:18
Integrator: RTE ID Type: RT Order ID
Quant Method: Internal Standard Quant By: Initial Calibration
Last ICal File: \\ChromNA\Edison\ChromData\CVOAMS14\20180207-67188.b\S002845.D

Column 1 : Rtx-624 (0.25 mm) Det: MS SCAN
Process Host: XAWRK023

First Level Reviewer: desais Date: 16-Feb-2018 10:09:01

Compound	Sig	RT (min.)	Exp RT (min.)	Dlt RT (min.)	Q	Response	Cal Amt ug/l	OnCol Amt ug/l	Flags
* 1 Fluorobenzene	96	5.028	5.028	0.000	100	11432	0.5000	0.5000	
* 2 1,4-Dioxane-d8	64	5.708	5.708	0.000	96	262	10.0	10.0	
* 3 Chlorobenzene-d5	82	8.405	8.405	0.000	96	4254	0.5000	0.5000	
$ 4 1,2-Dichloroethane-d4 (Sur	65	4.758	4.747	0.011	97	3241	0.5003	0.5822	
$ 5 4-Bromofluorobenzene	95	9.872	9.872	0.000	92	3619	0.5002	0.4648	

Reagents:

SimissurNEW_00014 Amount Added: 2.00 Units: uL Run Reagent

Report Date: 16-Feb-2018 10:09:19 Chrom Revision: 2.2 08-Feb-2018 13:38:42

TestAmerica Edison

Data File: \\ChromNA\Edison\ChromData\CVOAMS14\20180216-67577.b\S003070.D

Injection Date:	16-Feb-2018 09:45:20	Instrument ID:	CVOAMS14	Operator ID:	
Lims ID:	MB			Worklist Smp#:	7
Client ID:					
Purge Vol:	5.000 mL	Dil. Factor:	1.0000	ALS Bottle#:	0
Method:	8260SIM_14	Limit Group:	VOA - 8260C DKQP Water and Solid		

Column: Rtx-624 (0.25 mm)

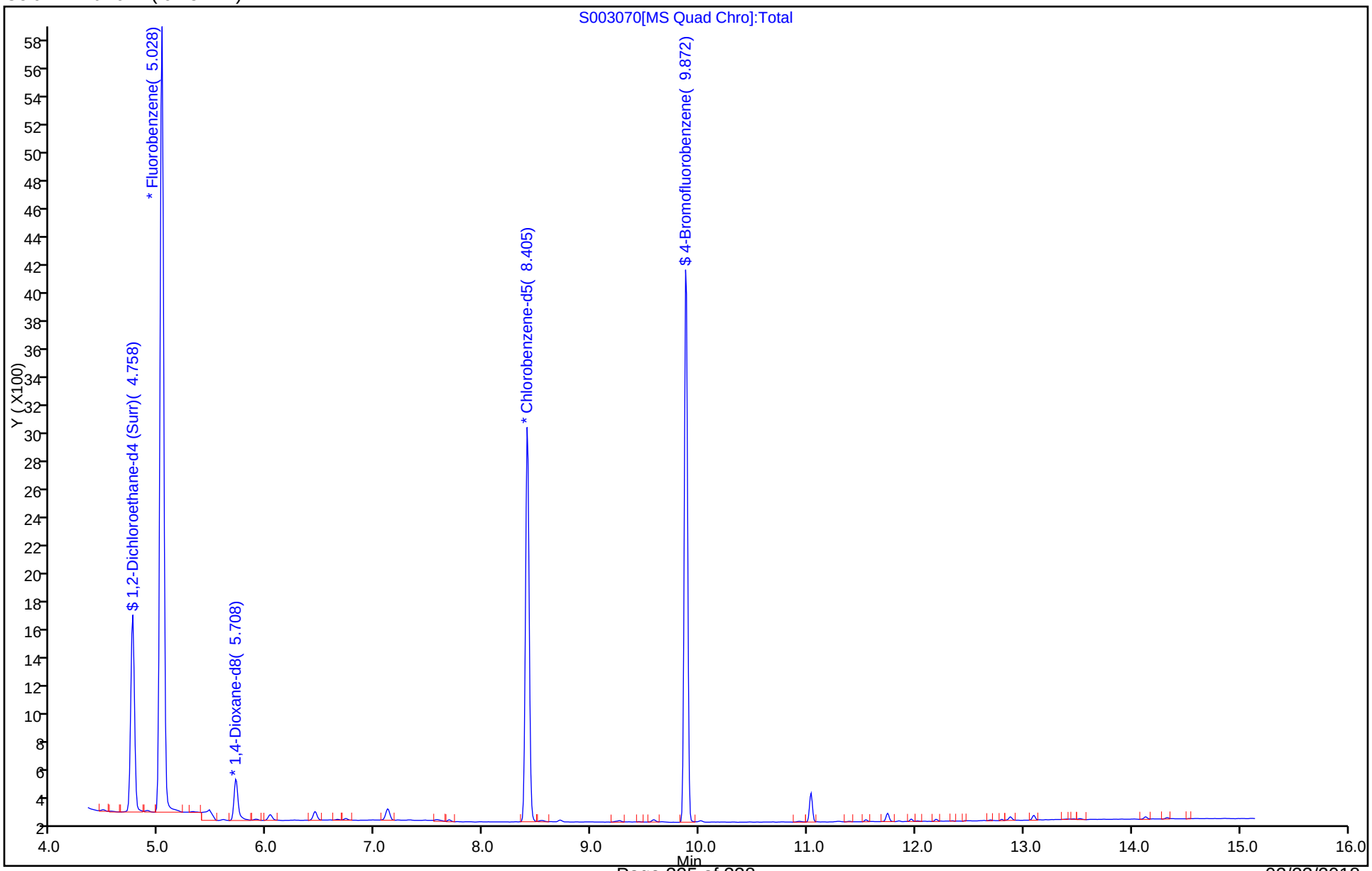

FORM I
GC/MS VOA ORGANICS ANALYSIS DATA SHEET

Lab Name: TestAmerica Edison Job No.: 460-150252-1

SDG No.:

Client Sample ID: Lab Sample ID: LCS 460-497686/3

Matrix: Water Lab File ID: S003066.D

Analysis Method: 8260C SIM Date Collected:

Sample wt/vol: 10(mL) Date Analyzed: 02/16/2018 08:03

Soil Aliquot Vol: Dilution Factor: 1

Soil Extract Vol.: GC Column: Rtx-624 ID: 0.25(mm)

% Moisture: Level: (low/med) Low

Analysis Batch No.: 497686 Units: ug/L

CAS NO.	COMPOUND NAME	RESULT	Q	RL	MDL
123-91-1	1,4-Dioxane	4.58		0.40	0.20

CAS NO.	SURROGATE	%REC	Q	LIMITS
17060-07-0	1,2-Dichloroethane-d4 (Surr)	114		70-130
460-00-4	4-Bromofluorobenzene	95		70-130

TestAmerica Edison
Target Compound Quantitation Report

Data File: \\ChromNA\Edison\ChromData\CVOAMS14\20180216-67577.b\S003066.D
Lims ID: LCS
Client ID:
Sample Type: LCS
Inject. Date: 16-Feb-2018 08:03:44 ALS Bottle#: 0 Worklist Smp#: 3
Purge Vol: 5.000 mL Dil. Factor: 1.0000
Sample Info: LCS
Operator ID: Instrument ID: CVOAMS14

Method: \\ChromNA\Edison\ChromData\CVOAMS14\20180216-67577.b\8260SIM_14.m
Limit Group: VOA - 8260C DKQP Water and Solid
Last Update: 16-Feb-2018 10:09:14 Calib Date: 08-Feb-2018 05:10:18
Integrator: RTE ID Type: RT Order ID
Quant Method: Internal Standard Quant By: Initial Calibration
Last ICal File: \\ChromNA\Edison\ChromData\CVOAMS14\20180207-67188.b\S002845.D

Column 1 : Rtx-624 (0.25 mm) Det: MS SCAN
Process Host: XAWRK023

First Level Reviewer: desais Date: 16-Feb-2018 08:43:24

Compound	Sig	RT (min.)	Exp RT (min.)	Dlt RT (min.)	Q	Response	Cal Amt ug/l	OnCol Amt ug/l	Flags
* 1 Fluorobenzene	96	5.028	5.028	0.000	100	12130	0.5000	0.5000	
* 2 1,4-Dioxane-d8	64	5.708	5.708	0.000	98	293	10.0	10.0	
* 3 Chlorobenzene-d5	82	8.405	8.405	0.000	97	4606	0.5000	0.5000	
$ 4 1,2-Dichloroethane-d4 (Sur	65	4.758	4.747	0.011	97	3382	0.5003	0.5726	
$ 5 4-Bromofluorobenzene	95	9.872	9.872	0.000	93	3993	0.5002	0.4736	
7 1,4-Dioxane	88	5.760	5.760	0.000	96	215	5.00	4.58	
8 Ethylene Dibromide	109	7.864	7.864	0.000	99	159	0.0500	0.0437	
9 1,2,3-Trichloropropane	110	10.134	10.134	0.000	97	74	0.0500	0.0491	
10 1,2-Dibromo-3-Chloropropan	157	12.082	12.083	-0.001	93	37	0.0500	0.0391	

Reagents:

VMMIX1SIM_00107 Amount Added: 1.00 Units: uL
SIMDIOX50_00018 Amount Added: 20.00 Units: uL
SimissurNEW_00014 Amount Added: 2.00 Units: uL Run Reagent

Report Date: 16-Feb-2018 10:09:16 Chrom Revision: 2.2 08-Feb-2018 13:38:42

TestAmerica Edison

Data File: \\ChromNA\Edison\ChromData\CVOAMS14\20180216-67577.b\S003066.D

Injection Date:	16-Feb-2018 08:03:44	Instrument ID:	CVOAMS14	Operator ID:	
Lims ID:	LCS			Worklist Smp#:	3
Client ID:					
Purge Vol:	5.000 mL	Dil. Factor:	1.0000	ALS Bottle#:	0
Method:	8260SIM_14	Limit Group:	VOA - 8260C DKQP Water and Solid		

Column: Rtx-624 (0.25 mm)

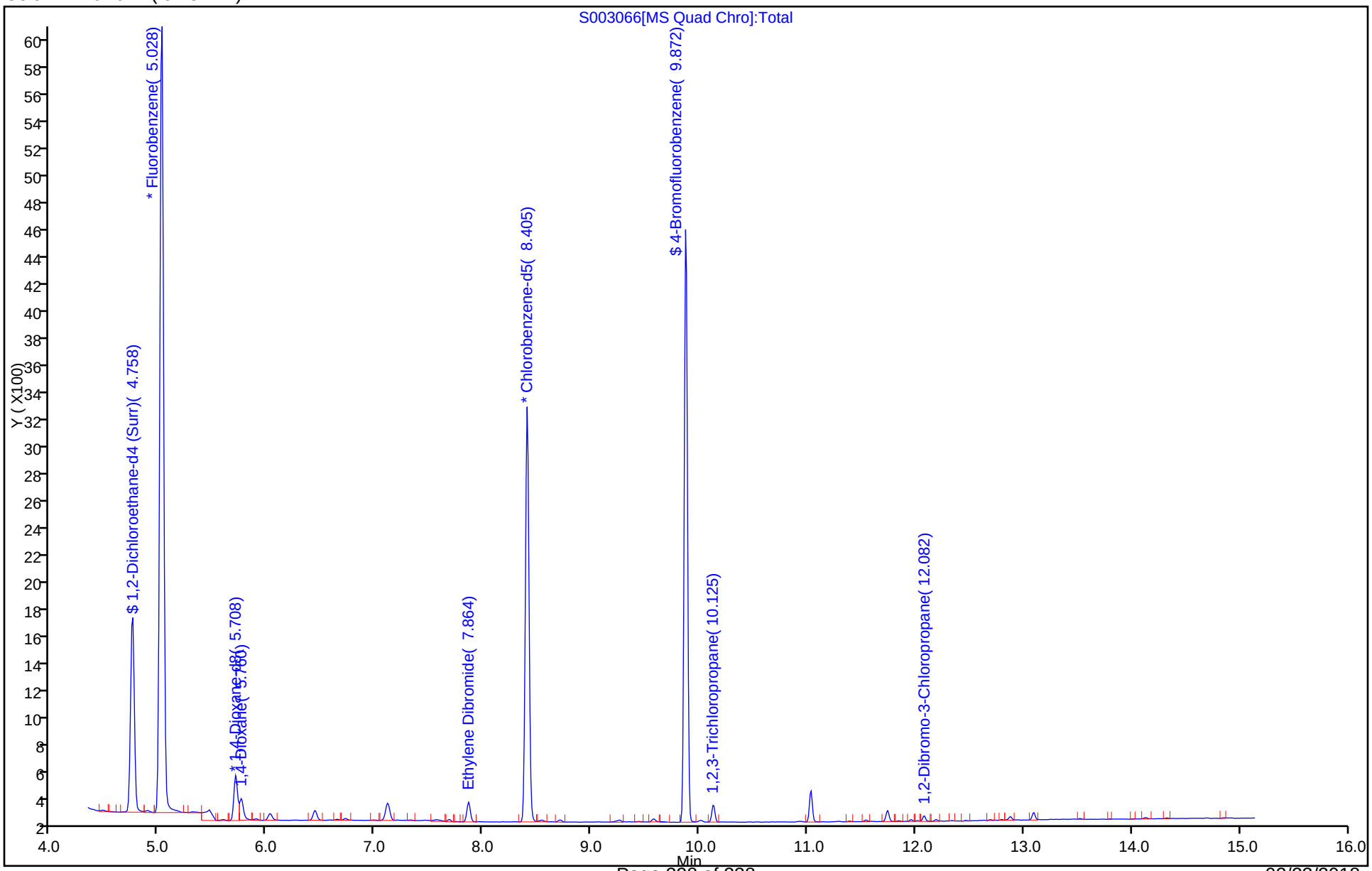

FORM I
GC/MS VOA ORGANICS ANALYSIS DATA SHEET

Lab Name: TestAmerica Edison | Job No.: 460-150252-1

SDG No.:

Client Sample ID: | Lab Sample ID: LCSD 460-497686/4

Matrix: Water | Lab File ID: S003067.D

Analysis Method: 8260C SIM | Date Collected:

Sample wt/vol: 10(mL) | Date Analyzed: 02/16/2018 08:26

Soil Aliquot Vol: | Dilution Factor: 1

Soil Extract Vol.: | GC Column: Rtx-624 ID: 0.25(mm)

% Moisture: | Level: (low/med) Low

Analysis Batch No.: 497686 | Units: ug/L

CAS NO.	COMPOUND NAME	RESULT	Q	RL	MDL
123-91-1	1,4-Dioxane	5.16		0.40	0.20

CAS NO.	SURROGATE	%REC	Q	LIMITS
17060-07-0	1,2-Dichloroethane-d4 (Surr)	115		70-130
460-00-4	4-Bromofluorobenzene	94		70-130

TestAmerica Edison
Target Compound Quantitation Report

Data File: \\ChromNA\Edison\ChromData\CVOAMS14\20180216-67577.b\S003067.D
Lims ID: LCSD
Client ID:
Sample Type: LCSD
Inject. Date: 16-Feb-2018 08:26:56 ALS Bottle#: 0 Worklist Smp#: 4
Purge Vol: 5.000 mL Dil. Factor: 1.0000
Sample Info: LCSD
Operator ID: Instrument ID: CVOAMS14

Method: \\ChromNA\Edison\ChromData\CVOAMS14\20180216-67577.b\8260SIM_14.m
Limit Group: VOA - 8260C DKQP Water and Solid
Last Update: 16-Feb-2018 10:09:14 Calib Date: 08-Feb-2018 05:10:18
Integrator: RTE ID Type: RT Order ID
Quant Method: Internal Standard Quant By: Initial Calibration
Last ICal File: \\ChromNA\Edison\ChromData\CVOAMS14\20180207-67188.b\S002845.D

Column 1 : Rtx-624 (0.25 mm) Det: MS SCAN
Process Host: XAWRK023

First Level Reviewer: desais Date: 16-Feb-2018 08:57:06

Compound	Sig	RT (min.)	Exp RT (min.)	Dlt RT (min.)	Q	Response	Cal Amt ug/l	OnCol Amt ug/l	Flags
* 1 Fluorobenzene	96	5.028	5.028	0.000	100	11899	0.5000	0.5000	
* 2 1,4-Dioxane-d8	64	5.708	5.708	0.000	96	271	10.0	10.0	
* 3 Chlorobenzene-d5	82	8.405	8.405	0.000	97	4495	0.5000	0.5000	
$ 4 1,2-Dichloroethane-d4 (Sur	65	4.758	4.747	0.011	97	3325	0.5003	0.5739	
$ 5 4-Bromofluorobenzene	95	9.872	9.872	0.000	93	3868	0.5002	0.4701	
7 1,4-Dioxane	88	5.760	5.760	0.000	95	224	5.00	5.16	
8 Ethylene Dibromide	109	7.864	7.864	0.000	98	163	0.0500	0.0459	
9 1,2,3-Trichloropropane	110	10.134	10.134	0.000	98	73	0.0500	0.0496	
10 1,2-Dibromo-3-Chloropropan	157	12.083	12.083	0.000	93	35	0.0500	0.0379	

Reagents:

VMMIX1SIM_00107 Amount Added: 1.00 Units: uL
SIMDIOX50_00018 Amount Added: 20.00 Units: uL
SimissurNEW_00014 Amount Added: 2.00 Units: uL Run Reagent

Report Date: 16-Feb-2018 10:09:17 Chrom Revision: 2.2 08-Feb-2018 13:38:42

TestAmerica Edison

Data File: \\ChromNA\Edison\ChromData\CVOAMS14\20180216-67577.b\S003067.D

Injection Date:	16-Feb-2018 08:26:56	Instrument ID:	CVOAMS14	Operator ID:	
Lims ID:	LCSD			Worklist Smp#:	4
Client ID:					
Purge Vol:	5.000 mL	Dil. Factor:	1.0000	ALS Bottle#:	0
Method:	8260SIM_14	Limit Group:	VOA - 8260C DKQP Water and Solid		

Column: Rtx-624 (0.25 mm)

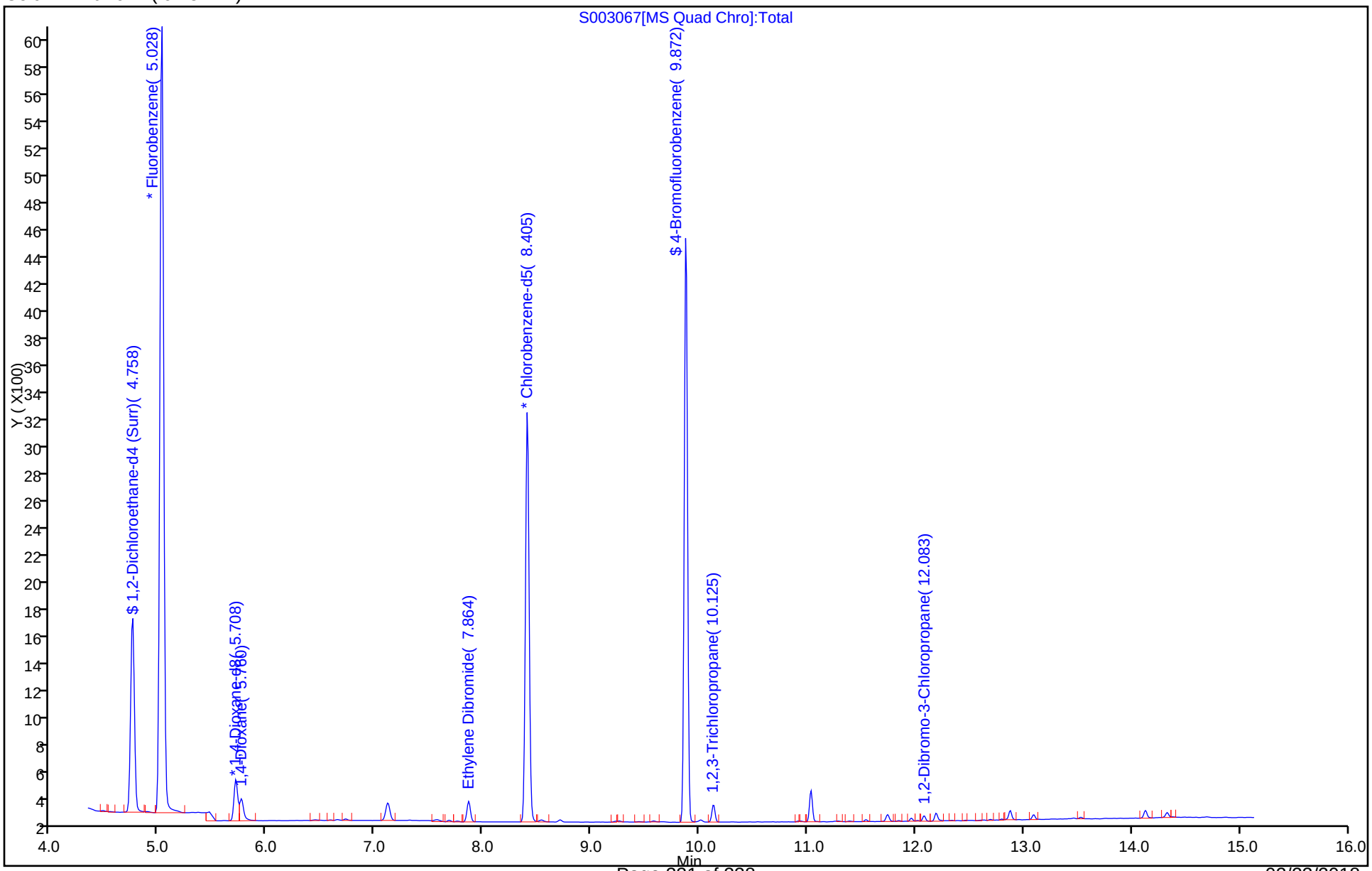

GC/MS VOA ANALYSIS RUN LOG

Lab Name: TestAmerica Edison Job No.: 460-150252-1

SDG No.:

Instrument ID: CVOAMS14 Start Date: 02/08/2018 00:30

Analysis Batch Number: 495701 End Date: 02/08/2018 08:12

LAB SAMPLE ID	CLIENT SAMPLE ID	DATE ANALYZED	DILUTION FACTOR	LAB FILE ID	COLUMN ID
BFB 460-495701/1		02/08/2018 00:30	1	S002833.D	Rtx-624 0.25(mm)
STD1 460-495701/3 IC		02/08/2018 01:20	1	S002835.D	Rtx-624 0.25(mm)
STD5 460-495701/4 ICIS		02/08/2018 01:43	1	S002836.D	Rtx-624 0.25(mm)
STD10 460-495701/5 IC		02/08/2018 02:06	1	S002837.D	Rtx-624 0.25(mm)
STD20 460-495701/6 IC		02/08/2018 02:29	1	S002838.D	Rtx-624 0.25(mm)
STD30 460-495701/7 IC		02/08/2018 02:52	1	S002839.D	Rtx-624 0.25(mm)
STD40 460-495701/8 IC		02/08/2018 03:15	1	S002840.D	Rtx-624 0.25(mm)
STD50 460-495701/9 IC		02/08/2018 03:38	1	S002841.D	Rtx-624 0.25(mm)
STD04 460-495701/13 IC		02/08/2018 05:10	1	S002845.D	Rtx-624 0.25(mm)
ICV 460-495701/15		02/08/2018 08:12	1		Rtx-624 0.25(mm)

GC/MS VOA ANALYSIS RUN LOG

Lab Name: TestAmerica Edison Job No.: 460-150252-1

SDG No.:

Instrument ID: CVOAMS14 Start Date: 02/16/2018 07:15

Analysis Batch Number: 497686 End Date: 02/16/2018 17:29

LAB SAMPLE ID	CLIENT SAMPLE ID	DATE ANALYZED	DILUTION FACTOR	LAB FILE ID	COLUMN ID
BFB 460-497686/1		02/16/2018 07:15	1	S003064.D	Rtx-624 0.25(mm)
CCVIS 460-497686/2		02/16/2018 07:38	1	S003065.D	Rtx-624 0.25(mm)
LCS 460-497686/3		02/16/2018 08:03	1	S003066.D	Rtx-624 0.25(mm)
LCSD 460-497686/4		02/16/2018 08:26	1	S003067.D	Rtx-624 0.25(mm)
MB 460-497686/7		02/16/2018 09:45	1	S003070.D	Rtx-624 0.25(mm)
460-150252-2		02/16/2018 10:08	1	S003071.D	Rtx-624 0.25(mm)
460-150252-1		02/16/2018 10:31	1	S003072.D	Rtx-624 0.25(mm)
ZZZZZ		02/16/2018 10:54	1		Rtx-624 0.25(mm)
ZZZZZ		02/16/2018 11:41	1		Rtx-624 0.25(mm)
ZZZZZ		02/16/2018 12:04	1		Rtx-624 0.25(mm)
ZZZZZ		02/16/2018 12:27	1		Rtx-624 0.25(mm)
ZZZZZ		02/16/2018 17:06	1		Rtx-624 0.25(mm)
ZZZZZ		02/16/2018 17:29	1		Rtx-624 0.25(mm)

GC/MS VOA BATCH WORKSHEET

Lab Name: TestAmerica Edison Job No.: 460-150252-1

SDG No.:

Batch Number: 497686 Batch Start Date: 02/16/18 07:15 Batch Analyst: Desai, Saurab

Batch Method: 8260C SIM Batch End Date:

Lab Sample ID	Client Sample ID	Method Chain	Basis	InitialAmount	FinalAmount	BFB 00016	SIMDIOX50 00018	SimissurNEW 00014	VMMIX1SIM 00107
BFB 460-497686/1		8260C SIM		10 mL	10 mL	1 uL			
CCVIS 460-497686/2		8260C SIM		10 mL	10 mL		20 uL	2 uL	1 uL
LCS 460-497686/3		8260C SIM		10 mL	10 mL		20 uL	2 uL	1 uL
LCSD 460-497686/4		8260C SIM		10 mL	10 mL		20 uL	2 uL	1 uL
MB 460-497686/7		8260C SIM		10 mL	10 mL			2 uL	
460-150252-B-2	TB-021318	8260C SIM	T	10 mL	10 mL			2 uL	
460-150252-D-1	MODTB-021318	8260C SIM	T	10 mL	10 mL			2 uL	

Batch Notes	

Basis	Basis Description
T	Total/NA

The pound sign (#) in the amount added field denotes that the reagent was used undiluted. All calculations are performed using the stated concentration for this reagent.

Shipping and Receiving Documents

777 New Durham Road
Edison, New Jersey 08817
Phone: (732) 549-3900 Fax: (732) 549-3679

02/23/2018

TestAmerica
THE LEADER IN ENVIRONMENTAL TESTING

CHAIN OF CUSTODY / ANALYSIS REQUEST

Page 1 of 1

Name (for report and invoice)	Samplers Name (Printed)	Site/Project Identification
Steve Feldmann	Jon Byk	Lockheed N. Plainfield
Company	**P. O. #**	**State (Location of site):** NJ: ☒ NY: ☐ Other:
TetraTech	117-0507.700	**Regulatory Program:** NJ GW GS DKQP: ☒
Address	**Analysis Turnaround Time**	**LAB USE ONLY**
295 Route 22E, Suite 107E	Standard ☒	**Project No:**
City / **State**	Rush Charges Authorized For:	**Job No:** 150252
Whitehouse Station, NJ 08889	2 Week ☐	
Phone / **Fax**	1 Week ☐	
908-534-2303	Other ☐ _____	

Sample Identification	Date	Time	Matrix	No. of Cont.	8260C VOC+15	1,4-Dioxane 8270C SIM								Sample Numbers
MODTB-021318	2/13/18	16:00	GW	4	X	X								1
TB-021318	2/13/18	—	GW	3	X	X								2
Preservation Used: 1 = ICE, 2 = HCl, 3 = H_2SO_4, 4 = HNO_3, 5 = NaOH				Soil:										
6 = Other _____, 7 = Other _____				Water:	1/2	1/2								

460-150252 Chain of Custody

Special Instructions Regulatory Limits must meet NJDEP GW GS

Water Metals Filtered (Yes/No)? _____

Relinquished by	Company	Date / Time	Received by	Company
1) Priscilla Mehta	TetraTech	2/14/18 11:37	1) Priscilla Smith	TA EDI
2) Priscilla Smith	TA EDI	2/14/18 15:10	2) Kelly Jan	TA Edi
3)			3)	
4)			4)	

Laboratory Certifications: New Jersey (12028), New York (11452), Pennsylvania (68-522), Connecticut (PH-0200), Rhode Island (132).

TAL - 0016 (0715)

Massachusetts (M-NJ312), North Carolina (No. 578) NDCS IR # 11 2.40c

TestAmerica Edison
Receipt Temperature and pH Log

Job Number: 150252

Number of Coolers: 1 IR Gun # 11

Cooler Temperatures

	RAW	CORRECTED		RAW	CORRECTED		RAW	CORRECTED
Cooler #1:	2.4 °C	2.4 °C	Cooler #4:	°C	°C	Cooler #7:	°C	°C
Cooler #2:	°C	°C	Cooler #5:	°C	°C	Cooler #8:	°C	°C
Cooler #3:	°C	°C	Cooler #6:	°C	°C	Cooler #9:	°C	°C

TALS Sample Number	Ammonia (pH<2)	COD (pH<2)	Nitrate Nitrite (pH<2)	Metals* (pH<2)	Hardness (pH<2)	Pest (pH 5-9)	EPH or QAM (pH<2)	Phenols (pH<2)	Sulfide (pH>9)	TKN (pH<2)	TOC (pH<2)	Total Cyanide (pH>12)	Total Phos (pH<2)	Other	Other

If pH adjustments are required record the information below:

Sample No(s). adjusted: _____

Preservative Name/Conc.: _____ Volume of Preservative used (ml): _____

Lot # of Preservative(s): _____ Expiration Date: _____

The appropriate Project Manager and Department Manager should be notified about the samples which were pH adjusted.

** Samples for Metal analysis which are out of compliance must be acidified at least 24 hours prior to analysis.*

Initials: LS Date: 2/14/18

02/23/2018

Login Sample Receipt Checklist

Client: Tetra Tech GEO

Job Number: 460-150252-1

Login Number: 150252
List Number: 1
Creator: Rivera, Kenneth

List Source: TestAmerica Edison

Question	Answer	Comment
Radioactivity wasn't checked or is </= background as measured by a survey meter.	N/A	
The cooler's custody seal, if present, is intact.	True	
Sample custody seals, if present, are intact.	True	
The cooler or samples do not appear to have been compromised or tampered with.	True	
Samples were received on ice.	True	
Cooler Temperature is acceptable.	True	
Cooler Temperature is recorded.	True	
COC is present.	True	
COC is filled out in ink and legible.	True	
COC is filled out with all pertinent information.	True	
Is the Field Sampler's name present on COC?	True	
There are no discrepancies between the containers received and the COC.	True	
Samples are received within Holding Time (excluding tests with immediate HTs)	True	
Sample containers have legible labels.	True	
Containers are not broken or leaking.	True	
Sample collection date/times are provided.	True	
Appropriate sample containers are used.	True	
Sample bottles are completely filled.	True	
Sample Preservation Verified.	True	
There is sufficient vol. for all requested analyses, incl. any requested MS/MSDs	True	
Containers requiring zero headspace have no headspace or bubble is <6mm (1/4").	True	
Multiphasic samples are not present.	True	
Samples do not require splitting or compositing.	True	
Residual Chlorine Checked.	N/A	

TestAmerica
THE LEADER IN ENVIRONMENTAL TESTING

ANALYTICAL REPORT

Job Number: 460-151079-1

Job Description: Lockheed - North Plainfield

For:
Tetra Tech GEO
One Salem Square
295 Route 22 East
Suite 104E
Whitehouse Station, NJ 08889

Attention: Mr. Steve Feldmann



Approved for release.
Rehana X Aqeel
Project Management Assistant I
3/14/2018 9:58 AM

Designee for
Marie A Meidhof, Project Manager II
777 New Durham Road, Edison, NJ, 08817
marie.meidhof@testamericainc.com
03/14/2018
Revision: 1

The test results in this report meet all NELAP requirements unless specified within the case narrative. Pursuant to NELAP, this report may not be reproduced, except in full, without the written approval of the laboratory. All questions regarding this report should be directed to the TestAmerica Edison Project Manager.

TestAmerica Edison Certifications and Approvals: Connecticut: CTDOH #PH-0200, New Jersey: NJDEP (NELAP) #12028, New York: NYDOH (NELAP) #11452, NYDOH (ELAP) #11452, Pennsylvania: PADEP (NELAP) 68-00522 and Rhode Island: RIDOH LAO00132

Table of Contents

Cover Title Page 1

Data Summaries 4

Report Narrative 4

Sample Summary 8

Detection Summary 10

Method Summary 19

Client Sample Results 20

Surrogate Summary 99

QC Sample Results 101

Definitions 121

QC Association 122

Chronicle 124

Certification Summary 135

Organic Sample Data 136

GC/MS VOA 136

8260C_DKQP 136

8260C_DKQP QC Summary 137

8260C_DKQP Sample Data 178

Standards Data 1056

8260C_DKQP ICAL Data 1056

8260C_DKQP CCAL Data 1389

Raw QC Data 1431

8260C_DKQP Tune Data 1431

8260C_DKQP Blank Data 1453

8260C_DKQP LCS/LCSD Data 1482

8260C_DKQP MS/MSD Data 1524

Table of Contents

8260C_DKQP Run Logs 1552

8260C_DKQP Prep Data 1558

8260C_SIM_DKQP 1567

8260C_SIM_DKQP QC Summary 1568

8260C_SIM_DKQP Sample Data 1575

Standards Data 1589

8260C_SIM_DKQP ICAL Data 1589

8260C_SIM_DKQP CCAL Data 1607

Raw QC Data 1610

8260C_SIM_DKQP Tune Data 1610

8260C_SIM_DKQP Blank Data 1616

8260C_SIM_DKQP LCS/LCSD Data 1619

8260C_SIM_DKQP Run Logs 1625

8260C_SIM_DKQP Prep Data 1627

Shipping and Receiving Documents 1628

Client Chain of Custody 1629

Sample Receipt Checklist 1637

CASE NARRATIVE

Client: Tetra Tech GEO

Project: Lockheed - North Plainfield

Report Number: 460-151079-1

This case narrative is in the form of an exception report, where only the anomalies related to this report, method specific performance and/or QA/QC issues are discussed. If there are no issues to report, this narrative will include a statement that documents that there are no relevant data issues.

It should be noted that samples with elevated Reporting Limits (RLs) as a result of a dilution may not be able to satisfy customer reporting limits in some cases. Such increases in the RLs are unavoidable but acceptable consequence of sample dilution that enables quantification of target analytes or interferences which exceed the calibration range of the instrument.

Calculations are performed before rounding to avoid round-off errors in calculated results.

All holding times were met and proper preservation noted for the methods performed on these samples, unless otherwise detailed in the individual sections below.

RECEIPT
The samples were received on 2/28/2018 1:45 PM; the samples arrived in good condition, properly preserved and, where required, on ice. The temperature of the cooler at receipt was 3.8º C.

Note: All samples which require thermal preservation are considered acceptable if the arrival temperature is within 2C of the required temperature or method specified range. For samples with a specified temperature of 4C, samples with a temperature ranging from just above freezing temperature of water to 6C shall be acceptable. Samples that are hand delivered immediately following collection may not meet these criteria, however they will be deemed acceptable according to NELAC standards, if there is evidence that the chilling process has begun, such as arrival on ice, etc.

VOLATILE ORGANIC COMPOUNDS (GC-MS)
Samples MW-1S-A (460-151079-1), MW-1S-B (460-151079-2), MW-1I (460-151079-3), MW-2D (460-151079-4), MW-2I (460-151079-5), MW-3D (460-151079-6), MW-501S (460-151079-7), MW-501I (460-151079-8), MW-502S (460-151079-9), MW-502I (460-151079-10), MW-503S (460-151079-11), MW-503I (460-151079-12), MW-505S (460-151079-13), MW-505I (460-151079-14), MW-506S (460-151079-15), MW-506I (460-151079-16), MW-507S (460-151079-17), MW-507I (460-151079-18), MW-508S (460-151079-19), MW-508D (460-151079-20), MW-532S (460-151079-21), MW-532D (460-151079-22), MW-544S (460-151079-23), MW-544I (460-151079-24), MW-544D (460-151079-25), MW-545S (460-151079-26), MW-545I (460-151079-27), MW-545D (460-151079-28), MW-546S (460-151079-29), MW-546I (460-151079-30), MW-546D (460-151079-31), MW-547S (460-151079-32), MW-547I (460-151079-33), MW-547D (460-151079-34), MW-549S (460-151079-35), MW-549I (460-151079-36), MW-550S (460-151079-37), MW-550I (460-151079-38), PZ-521S (460-151079-39), PZ-521I (460-151079-40), PZ-522S (460-151079-41), PZ-522I (460-151079-42), PZ-522D (460-151079-43), PZ-524I (460-151079-44), PZ-524S (460-151079-45), PZ-524D (460-151079-46), DUP-01 (460-151079-47), DUP-02 (460-151079-48), DUP-03 (460-151079-49), DUP-04 (460-151079-50), DUP-05 (460-151079-51), SW-1 (460-151079-52), SW-2 (460-151079-53), SW-3 (460-151079-54), SW-4 (460-151079-55), FB-022718 (460-151079-59), TB-022718 (460-151079-60) and DUP-07 (460-151079-62) were analyzed for Volatile organic compounds (GC-MS) in accordance with EPA SW-846 Method 8260C DKQP. The samples were analyzed on 03/07/2018, 03/09/2018, 03/10/2018 and 03/12/2018.

The continuing calibration verification (CCV) associated with batch 460-502852 recovered above the upper control limit for Dichlorodifluoromethane. The samples associated with this CCV were non-detects for the affected analytes; therefore, the data have been reported.

The continuing calibration verification (CCV) analyzed in batch 460-502418 was outside the method criteria for the following analyte: Bromomethane. A CCV standard at or below the reporting limit (RL) was analyzed with the affected samples and found to be acceptable. As indicated in the reference method, sample analysis may proceed; however, any detection for the affected analyte is considered estimated.

The RPD of the laboratory control sample (LCS) and laboratory control sample duplicate (LCSD) for batch analytical batch 460-502566 recovered outside control limits for the following analyte: 1,4-Dioxane.

Refer to the QC report for details.

No other difficulties were encountered during the volatiles analysis.

All other quality control parameters were within the acceptance limits.

VOLATILE ORGANIC COMPOUNDS (GC-MS) - SELECTED ION MODE (SIM) DKQP

Samples MW-545I-RPP (460-151079-56), PZ-522I-RPP (460-151079-57), DUP-06-RPP (460-151079-58) and TB-022718-RPP (460-151079-61) were analyzed for volatile organic compounds (GC-MS) - Selected Ion Mode (SIM) DKQP in accordance with EPA SW-846 Method 8260C SIM DKQP. The samples were analyzed on 03/06/2018.

The continuing calibration verification (CCV) analyzed in batch 460-501928 was outside the method criteria for the following analytes: Trichlorofluoromethane (biased high) and Bromoform (biased low). A CCV standard at or below the reporting limit (RL) was analyzed with the affected samples and found to be acceptable. As indicated in the reference method, sample analysis may proceed; however, any detection for the affected analyte(s) is considered estimated.

No difficulties were encountered during the VOA SIM DKQP analysis.

All quality control parameters were within the acceptance limits.

DATA OF KNOWN QUALITY CONFORMANCE/NON-CONFORMANCE SUMMARY QUESTIONNAIRE

Laboratory Name: TestAmerica Edison

Client: Tetra Tech GEO

Project Location: Lockheed - North Plainfield

Project Number: 460-151079-1

Laboratory Sample ID(s): 460-151079-1, 460-151079-2, 460-151079-3, 460-151079-4, 460-151079-5, 460-151079-6, 460-151079-7, 460-151079-8, 460-151079-9, 460-151079-10, 460-151079-11, 460-151079-12, 460-151079-13, 460-151079-14, 460-151079-15, 460-151079-16, 460-151079-17, 460-151079-18, 460-151079-19, 460-151079-20, 460-151079-21, 460-151079-22, 460-151079-23, 460-151079-24, 460-151079-25, 460-151079-26, 460-151079-27, 460-151079-28, 460-151079-29, 460-151079-30, 460-151079-31, 460-151079-32, 460-151079-33, 460-151079-34, 460-151079-35, 460-151079-36, 460-151079-37, 460-151079-38, 460-151079-39, 460-151079-40, 460-151079-41, 460-151079-42, 460-151079-43, 460-151079-44, 460-151079-45, 460-151079-46, 460-151079-47, 460-151079-48, 460-151079-49, 460-151079-50, 460-151079-51, 460-151079-52, 460-151079-53, 460-151079-54, 460-151079-55, 460-151079-56, 460-151079-57, 460-151079-58, 460-151079-59, 460-151079-60, 460-151079-61, 460-151079-62

Sampling Date(s): 02/27/2018

List DKQP Methods Used: 8260C, 8260C SIM

1	For each analytical method referenced in this laboratory report package, were all specified QA/QC performance criteria followed, including the requirement to explain any criteria falling outside of acceptable guidelines, as specified in the NJDEP Data of Known Quality performance standards?	☑Yes ☐No
1A	Were the method specified handling, preservation, and holding time requirements met?	☐Yes ☐No ☑ See case narrative
1B	*EPH Method:* Was the EPH method conducted without significant modifications? (see Section 11.3 of respective DKQ methods)	☐Yes ☐No ☑N/A
2	Were all samples received by the laboratory in a condition consistent with that described on the associated chain-of-custody documents(s)?	☐Yes ☐No ☑ See case narrative
3	Were samples received at an appropriate temperature (4±2° C)?	☑Yes ☐No ☐N/A
4	Were all QA/QC performance criteria specified in the NJDEP DKQP standards achieved?	☐Yes ☑No
5	a) Were reporting limits specified or referenced on the chain-of-custody or communicated to the laboratory prior to sample receipt?	☐Yes ☐No ☑ See case narrative
	b) Were these reporting limits met?	☐Yes ☐No ☐N/A ☑ See case narrative

DATA OF KNOWN QUALITY CONFORMANCE/NON-CONFORMANCE SUMMARY QUESTIONNAIRE

Laboratory Name: TestAmerica Edison

Client: Tetra Tech GEO

Project Location: Lockheed - North Plainfield

Project Number: 460-151079-1

Laboratory Sample ID(s): 460-151079-1, 460-151079-2, 460-151079-3, 460-151079-4, 460-151079-5, 460-151079-6, 460-151079-7, 460-151079-8, 460-151079-9, 460-151079-10, 460-151079-11, 460-151079-12, 460-151079-13, 460-151079-14, 460-151079-15, 460-151079-16, 460-151079-17, 460-151079-18, 460-151079-19, 460-151079-20, 460-151079-21, 460-151079-22, 460-151079-23, 460-151079-24, 460-151079-25, 460-151079-26, 460-151079-27, 460-151079-28, 460-151079-29, 460-151079-30, 460-151079-31, 460-151079-32, 460-151079-33, 460-151079-34, 460-151079-35, 460-151079-36, 460-151079-37, 460-151079-38, 460-151079-39, 460-151079-40, 460-151079-41, 460-151079-42, 460-151079-43, 460-151079-44, 460-151079-45, 460-151079-46, 460-151079-47, 460-151079-48, 460-151079-49, 460-151079-50, 460-151079-51, 460-151079-52, 460-151079-53, 460-151079-54, 460-151079-55, 460-151079-56, 460-151079-57, 460-151079-58, 460-151079-59, 460-151079-60, 460-151079-61, 460-151079-62

Sampling Date(s): 02/27/2018

List DKQP Methods Used: 8260C, 8260C SIM

6	For each analytical method referenced in this laboratory report package, were results reported for all constituents identified in the method-specific analyte lists presented in the DKQP documents and/or site-specific QAPP?	☑Yes ☐No
7	Are project-specific matrix spike and/or laboratory duplicates included in this data set?	☐Yes ☑No

Notes: For all questions to which the response was "No" (with the exception of question #7), additional information should be provided in an attached narrative. If the answer to question #1, #1A, or #1B is "No", the data package does not meet requirements for "Data of Known Quality."

Sample Summary

Client: Tetra Tech GEO
Project/Site: Lockheed - North Plainfield

TestAmerica Job ID: 460-151079-1

Lab Sample ID	Client Sample ID	Matrix	Collected	Received
460-151079-1	MW-1S-A	Water	02/27/18 09:20	02/28/18 13:45
460-151079-2	MW-1S-B	Water	02/27/18 09:22	02/28/18 13:45
460-151079-3	MW-1I	Water	02/27/18 09:25	02/28/18 13:45
460-151079-4	MW-2D	Water	02/27/18 11:40	02/28/18 13:45
460-151079-5	MW-2I	Water	02/27/18 11:45	02/28/18 13:45
460-151079-6	MW-3D	Water	02/27/18 10:00	02/28/18 13:45
460-151079-7	MW-501S	Water	02/27/18 08:00	02/28/18 13:45
460-151079-8	MW-501I	Water	02/27/18 08:05	02/28/18 13:45
460-151079-9	MW-502S	Water	02/27/18 08:30	02/28/18 13:45
460-151079-10	MW-502I	Water	02/27/18 08:35	02/28/18 13:45
460-151079-11	MW-503S	Water	02/27/18 08:20	02/28/18 13:45
460-151079-12	MW-503I	Water	02/27/18 08:25	02/28/18 13:45
460-151079-13	MW-505S	Water	02/27/18 14:25	02/28/18 13:45
460-151079-14	MW-505I	Water	02/27/18 14:30	02/28/18 13:45
460-151079-15	MW-506S	Water	02/27/18 08:45	02/28/18 13:45
460-151079-16	MW-506I	Water	02/27/18 08:50	02/28/18 13:45
460-151079-17	MW-507S	Water	02/27/18 09:00	02/28/18 13:45
460-151079-18	MW-507I	Water	02/27/18 09:05	02/28/18 13:45
460-151079-19	MW-508S	Water	02/27/18 09:10	02/28/18 13:45
460-151079-20	MW-508D	Water	02/27/18 09:15	02/28/18 13:45
460-151079-21	MW-532S	Water	02/27/18 07:45	02/28/18 13:45
460-151079-22	MW-532D	Water	02/27/18 07:40	02/28/18 13:45
460-151079-23	MW-544S	Water	02/27/18 11:25	02/28/18 13:45
460-151079-24	MW-544I	Water	02/27/18 11:30	02/28/18 13:45
460-151079-25	MW-544D	Water	02/27/18 11:35	02/28/18 13:45
460-151079-26	MW-545S	Water	02/27/18 10:45	02/28/18 13:45
460-151079-27	MW-545I	Water	02/27/18 10:50	02/28/18 13:45
460-151079-28	MW-545D	Water	02/27/18 11:00	02/28/18 13:45
460-151079-29	MW-546S	Water	02/27/18 09:45	02/28/18 13:45
460-151079-30	MW-546I	Water	02/27/18 09:50	02/28/18 13:45
460-151079-31	MW-546D	Water	02/27/18 09:55	02/28/18 13:45
460-151079-32	MW-547S	Water	02/27/18 13:30	02/28/18 13:45
460-151079-33	MW-547I	Water	02/27/18 13:35	02/28/18 13:45
460-151079-34	MW-547D	Water	02/27/18 13:40	02/28/18 13:45
460-151079-35	MW-549S	Water	02/27/18 07:30	02/28/18 13:45
460-151079-36	MW-549I	Water	02/27/18 07:25	02/28/18 13:45
460-151079-37	MW-550S	Water	02/27/18 08:10	02/28/18 13:45
460-151079-38	MW-550I	Water	02/27/18 08:15	02/28/18 13:45
460-151079-39	PZ-521S	Water	02/27/18 13:45	02/28/18 13:45
460-151079-40	PZ-521I	Water	02/27/18 13:50	02/28/18 13:45
460-151079-41	PZ-522S	Water	02/27/18 11:55	02/28/18 13:45
460-151079-42	PZ-522I	Water	02/27/18 12:00	02/28/18 13:45
460-151079-43	PZ-522D	Water	02/27/18 12:05	02/28/18 13:45
460-151079-44	PZ-524I	Water	02/27/18 11:10	02/28/18 13:45
460-151079-45	PZ-524S	Water	02/27/18 11:05	02/28/18 13:45
460-151079-46	PZ-524D	Water	02/27/18 11:15	02/28/18 13:45
460-151079-47	DUP-01	Water	02/27/18 00:00	02/28/18 13:45
460-151079-48	DUP-02	Water	02/27/18 00:00	02/28/18 13:45
460-151079-49	DUP-03	Water	02/27/18 00:00	02/28/18 13:45
460-151079-50	DUP-04	Water	02/27/18 00:00	02/28/18 13:45
460-151079-51	DUP-05	Water	02/27/18 00:00	02/28/18 13:45
460-151079-52	SW-1	Water	02/27/18 14:35	02/28/18 13:45
460-151079-53	SW-2	Water	02/27/18 14:15	02/28/18 13:45

Sample Summary

Client: Tetra Tech GEO
Project/Site: Lockheed - North Plainfield

TestAmerica Job ID: 460-151079-1

Lab Sample ID	Client Sample ID	Matrix	Collected	Received
460-151079-54	SW-3	Water	02/27/18 13:55	02/28/18 13:45
460-151079-55	SW-4	Water	02/27/18 13:20	02/28/18 13:45
460-151079-56	MW-545I-RPP	Water	02/27/18 10:55	02/28/18 13:45
460-151079-57	PZ-522I-RPP	Water	02/27/18 12:02	02/28/18 13:45
460-151079-58	DUP-06-RPP	Water	02/27/18 00:00	02/28/18 13:45
460-151079-59	FB-022718	Water	02/27/18 14:50	02/28/18 13:45
460-151079-60	TB-022718	Water	02/27/18 00:00	02/28/18 13:45
460-151079-61	TB-022718-RPP	Water	02/27/18 00:00	02/28/18 13:45
460-151079-62	DUP-07	Water	02/27/18 00:00	02/28/18 13:45

Detection Summary

Client: Tetra Tech GEO
Project/Site: Lockheed - North Plainfield

TestAmerica Job ID: 460-151079-1

Client Sample ID: MW-1S-A — Lab Sample ID: 460-151079-1

Analyte	Result	Qualifier	RL	MDL	Unit	Dil Fac	D	Method	Prep Type
Acetone	3.8	J	5.0	1.1	ug/L	1		8260C	Total/NA
Chloroform	0.94	J	1.0	0.22	ug/L	1		8260C	Total/NA
Freon TF	0.81	J	1.0	0.34	ug/L	1		8260C	Total/NA
Methylene Chloride	0.64	J	1.0	0.21	ug/L	1		8260C	Total/NA
Tetrachloroethene	0.48	J	1.0	0.12	ug/L	1		8260C	Total/NA
Trichloroethene	0.75	J	1.0	0.22	ug/L	1		8260C	Total/NA

Client Sample ID: MW-1S-B — Lab Sample ID: 460-151079-2

Analyte	Result	Qualifier	RL	MDL	Unit	Dil Fac	D	Method	Prep Type
Acetone	4.5	J	5.0	1.1	ug/L	1		8260C	Total/NA
cis-1,2-Dichloroethene	1.7		1.0	0.26	ug/L	1		8260C	Total/NA
Methylene Chloride	0.73	J	1.0	0.21	ug/L	1		8260C	Total/NA
Toluene	0.54	J	1.0	0.25	ug/L	1		8260C	Total/NA
Trichloroethene	0.80	J	1.0	0.22	ug/L	1		8260C	Total/NA
Vinyl chloride	0.48	J	1.0	0.060	ug/L	1		8260C	Total/NA

Client Sample ID: MW-1I — Lab Sample ID: 460-151079-3

Analyte	Result	Qualifier	RL	MDL	Unit	Dil Fac	D	Method	Prep Type
Acetone	4.5	J	5.0	1.1	ug/L	1		8260C	Total/NA
Methylene Chloride	0.69	J	1.0	0.21	ug/L	1		8260C	Total/NA
Trichloroethene	2.7		1.0	0.22	ug/L	1		8260C	Total/NA

Client Sample ID: MW-2D — Lab Sample ID: 460-151079-4

Analyte	Result	Qualifier	RL	MDL	Unit	Dil Fac	D	Method	Prep Type
Acetone	4.5	J	5.0	1.1	ug/L	1		8260C	Total/NA
Methylene Chloride	0.48	J	1.0	0.21	ug/L	1		8260C	Total/NA

Client Sample ID: MW-2I — Lab Sample ID: 460-151079-5

Analyte	Result	Qualifier	RL	MDL	Unit	Dil Fac	D	Method	Prep Type
Chloroform	1.0		1.0	0.22	ug/L	1		8260C	Total/NA
Methylene Chloride	0.62	J	1.0	0.21	ug/L	1		8260C	Total/NA
Tetrachloroethene	0.30	J	1.0	0.12	ug/L	1		8260C	Total/NA
Trichlorofluoromethane	0.33	J	1.0	0.15	ug/L	1		8260C	Total/NA

Client Sample ID: MW-3D — Lab Sample ID: 460-151079-6

Analyte	Result	Qualifier	RL	MDL	Unit	Dil Fac	D	Method	Prep Type
Acetone	4.9	J	5.0	1.1	ug/L	1		8260C	Total/NA
Methylene Chloride	0.60	J	1.0	0.21	ug/L	1		8260C	Total/NA

Client Sample ID: MW-501S — Lab Sample ID: 460-151079-7

Analyte	Result	Qualifier	RL	MDL	Unit	Dil Fac	D	Method	Prep Type
Acetone	5.2		5.0	1.1	ug/L	1		8260C	Total/NA
Chloroform	3.0		1.0	0.22	ug/L	1		8260C	Total/NA
Methylene Chloride	1.0		1.0	0.21	ug/L	1		8260C	Total/NA

This Detection Summary does not include radiochemical test results.

Detection Summary

Client: Tetra Tech GEO
Project/Site: Lockheed - North Plainfield

TestAmerica Job ID: 460-151079-1

Client Sample ID: MW-501I — Lab Sample ID: 460-151079-8

Analyte	Result	Qualifier	RL	MDL	Unit	Dil Fac	D	Method	Prep Type
Acetone	3.8	J	5.0	1.1	ug/L	1		8260C	Total/NA
Freon TF	0.92	J	1.0	0.34	ug/L	1		8260C	Total/NA
Methylene Chloride	0.90	J	1.0	0.21	ug/L	1		8260C	Total/NA
Trichloroethene	0.40	J	1.0	0.22	ug/L	1		8260C	Total/NA

Client Sample ID: MW-502S — Lab Sample ID: 460-151079-9

Analyte	Result	Qualifier	RL	MDL	Unit	Dil Fac	D	Method	Prep Type
Acetone	4.9	J	5.0	1.1	ug/L	1		8260C	Total/NA
Chloroform	1.3		1.0	0.22	ug/L	1		8260C	Total/NA
Freon TF	0.53	J	1.0	0.34	ug/L	1		8260C	Total/NA
Methylene Chloride	0.65	J	1.0	0.21	ug/L	1		8260C	Total/NA
Tetrachloroethene	0.72	J	1.0	0.12	ug/L	1		8260C	Total/NA
Trichloroethene	0.51	J	1.0	0.22	ug/L	1		8260C	Total/NA

Client Sample ID: MW-502I — Lab Sample ID: 460-151079-10

Analyte	Result	Qualifier	RL	MDL	Unit	Dil Fac	D	Method	Prep Type
Acetone	4.0	J	5.0	1.1	ug/L	1		8260C	Total/NA
Chloroform	0.59	J	1.0	0.22	ug/L	1		8260C	Total/NA
Methylene Chloride	0.47	J	1.0	0.21	ug/L	1		8260C	Total/NA
Trichloroethene	0.49	J	1.0	0.22	ug/L	1		8260C	Total/NA

Client Sample ID: MW-503S — Lab Sample ID: 460-151079-11

Analyte	Result	Qualifier	RL	MDL	Unit	Dil Fac	D	Method	Prep Type
Acetone	5.0		5.0	1.1	ug/L	1		8260C	Total/NA
Chloroform	0.65	J	1.0	0.22	ug/L	1		8260C	Total/NA
Freon TF	0.84	J	1.0	0.34	ug/L	1		8260C	Total/NA
Methylene Chloride	0.52	J	1.0	0.21	ug/L	1		8260C	Total/NA
Tetrachloroethene	0.39	J	1.0	0.12	ug/L	1		8260C	Total/NA
Trichloroethene	0.61	J	1.0	0.22	ug/L	1		8260C	Total/NA

Client Sample ID: MW-503I — Lab Sample ID: 460-151079-12

Analyte	Result	Qualifier	RL	MDL	Unit	Dil Fac	D	Method	Prep Type
Acetone	4.3	J	5.0	1.1	ug/L	1		8260C	Total/NA
Methylene Chloride	0.72	J	1.0	0.21	ug/L	1		8260C	Total/NA
Trichloroethene	0.41	J	1.0	0.22	ug/L	1		8260C	Total/NA

Client Sample ID: MW-505S — Lab Sample ID: 460-151079-13

Analyte	Result	Qualifier	RL	MDL	Unit	Dil Fac	D	Method	Prep Type
Acetone	4.2	J	5.0	1.1	ug/L	1		8260C	Total/NA
Chloroform	1.2		1.0	0.22	ug/L	1		8260C	Total/NA
Methylene Chloride	0.58	J	1.0	0.21	ug/L	1		8260C	Total/NA

Client Sample ID: MW-505I — Lab Sample ID: 460-151079-14

This Detection Summary does not include radiochemical test results.

Client Sample ID: MW-505I (Continued) — Lab Sample ID: 460-151079-14

Analyte	Result	Qualifier	RL	MDL	Unit	Dil Fac	D	Method	Prep Type
Acetone	5.9		5.0	1.1	ug/L	1		8260C	Total/NA
Chloroform	0.95	J	1.0	0.22	ug/L	1		8260C	Total/NA
Methylene Chloride	0.39	J	1.0	0.21	ug/L	1		8260C	Total/NA

Client Sample ID: MW-506S — Lab Sample ID: 460-151079-15

Analyte	Result	Qualifier	RL	MDL	Unit	Dil Fac	D	Method	Prep Type
Acetone	5.0		5.0	1.1	ug/L	1		8260C	Total/NA
Chloroform	0.44	J	1.0	0.22	ug/L	1		8260C	Total/NA
Methylene Chloride	0.69	J	1.0	0.21	ug/L	1		8260C	Total/NA

Client Sample ID: MW-506I — Lab Sample ID: 460-151079-16

Analyte	Result	Qualifier	RL	MDL	Unit	Dil Fac	D	Method	Prep Type
Chloroform	1.1		1.0	0.22	ug/L	1		8260C	Total/NA
Freon TF	0.51	J	1.0	0.34	ug/L	1		8260C	Total/NA
Methylene Chloride	0.73	J	1.0	0.21	ug/L	1		8260C	Total/NA
Tetrachloroethene	0.58	J	1.0	0.12	ug/L	1		8260C	Total/NA
Trichloroethene	1.1		1.0	0.22	ug/L	1		8260C	Total/NA

Client Sample ID: MW-507S — Lab Sample ID: 460-151079-17

Analyte	Result	Qualifier	RL	MDL	Unit	Dil Fac	D	Method	Prep Type
Chloroform	0.80	J	1.0	0.22	ug/L	1		8260C	Total/NA
Methylene Chloride	0.57	J	1.0	0.21	ug/L	1		8260C	Total/NA
Trichloroethene	0.72	J	1.0	0.22	ug/L	1		8260C	Total/NA

Client Sample ID: MW-507I — Lab Sample ID: 460-151079-18

Analyte	Result	Qualifier	RL	MDL	Unit	Dil Fac	D	Method	Prep Type
Chloroform	1.1		1.0	0.22	ug/L	1		8260C	Total/NA
Methylene Chloride	0.79	J	1.0	0.21	ug/L	1		8260C	Total/NA
Tetrachloroethene	0.31	J	1.0	0.12	ug/L	1		8260C	Total/NA
Trichloroethene	0.73	J	1.0	0.22	ug/L	1		8260C	Total/NA

Client Sample ID: MW-508S — Lab Sample ID: 460-151079-19

Analyte	Result	Qualifier	RL	MDL	Unit	Dil Fac	D	Method	Prep Type
Chloroform	1.6		1.0	0.22	ug/L	1		8260C	Total/NA
Methylene Chloride	0.97	J	1.0	0.21	ug/L	1		8260C	Total/NA
Tetrachloroethene	0.23	J	1.0	0.12	ug/L	1		8260C	Total/NA
Trichloroethene	1.4		1.0	0.22	ug/L	1		8260C	Total/NA

Client Sample ID: MW-508D — Lab Sample ID: 460-151079-20

Analyte	Result	Qualifier	RL	MDL	Unit	Dil Fac	D	Method	Prep Type
cis-1,2-Dichloroethene	0.54	J	1.0	0.26	ug/L	1		8260C	Total/NA
Methylene Chloride	0.96	J	1.0	0.21	ug/L	1		8260C	Total/NA
Trichloroethene	1.3		1.0	0.22	ug/L	1		8260C	Total/NA

This Detection Summary does not include radiochemical test results.

Detection Summary

Client: Tetra Tech GEO
Project/Site: Lockheed - North Plainfield

TestAmerica Job ID: 460-151079-1

Client Sample ID: MW-532S — Lab Sample ID: 460-151079-21

Analyte	Result	Qualifier	RL	MDL	Unit	Dil Fac	D	Method	Prep Type
Chloroform	0.39	J	1.0	0.22	ug/L	1		8260C	Total/NA
Freon TF	0.94	J	1.0	0.34	ug/L	1		8260C	Total/NA
Methylene Chloride	0.80	J	1.0	0.21	ug/L	1		8260C	Total/NA
Tetrachloroethene	0.31	J	1.0	0.12	ug/L	1		8260C	Total/NA
Trichloroethene	0.80	J	1.0	0.22	ug/L	1		8260C	Total/NA

Client Sample ID: MW-532D — Lab Sample ID: 460-151079-22

Analyte	Result	Qualifier	RL	MDL	Unit	Dil Fac	D	Method	Prep Type
Freon TF	0.73	J	1.0	0.34	ug/L	1		8260C	Total/NA
Methylene Chloride	0.94	J	1.0	0.21	ug/L	1		8260C	Total/NA
Tetrachloroethene	0.51	J	1.0	0.12	ug/L	1		8260C	Total/NA
Trichloroethene	0.57	J	1.0	0.22	ug/L	1		8260C	Total/NA

Client Sample ID: MW-544S — Lab Sample ID: 460-151079-23

Analyte	Result	Qualifier	RL	MDL	Unit	Dil Fac	D	Method	Prep Type
Methylene Chloride	0.51	J	1.0	0.21	ug/L	1		8260C	Total/NA

Client Sample ID: MW-544I — Lab Sample ID: 460-151079-24

Analyte	Result	Qualifier	RL	MDL	Unit	Dil Fac	D	Method	Prep Type
Methylene Chloride	0.90	J	1.0	0.21	ug/L	1		8260C	Total/NA
Tetrachloroethene	0.14	J	1.0	0.12	ug/L	1		8260C	Total/NA
Trichloroethene	0.77	J	1.0	0.22	ug/L	1		8260C	Total/NA

Client Sample ID: MW-544D — Lab Sample ID: 460-151079-25

Analyte	Result	Qualifier	RL	MDL	Unit	Dil Fac	D	Method	Prep Type
Methylene Chloride	0.78	J	1.0	0.21	ug/L	1		8260C	Total/NA
Trichloroethene	0.31	J	1.0	0.22	ug/L	1		8260C	Total/NA

Client Sample ID: MW-545S — Lab Sample ID: 460-151079-26

Analyte	Result	Qualifier	RL	MDL	Unit	Dil Fac	D	Method	Prep Type
Chloroform	0.35	J	1.0	0.22	ug/L	1		8260C	Total/NA
Methylene Chloride	0.72	J	1.0	0.21	ug/L	1		8260C	Total/NA

Client Sample ID: MW-545I — Lab Sample ID: 460-151079-27

Analyte	Result	Qualifier	RL	MDL	Unit	Dil Fac	D	Method	Prep Type
Chloroform	0.73	J	1.0	0.22	ug/L	1		8260C	Total/NA
Methylene Chloride	0.86	J	1.0	0.21	ug/L	1		8260C	Total/NA
Tetrachloroethene	0.26	J	1.0	0.12	ug/L	1		8260C	Total/NA
Trichlorofluoromethane	1.6		1.0	0.15	ug/L	1		8260C	Total/NA

Client Sample ID: MW-545D — Lab Sample ID: 460-151079-28

Analyte	Result	Qualifier	RL	MDL	Unit	Dil Fac	D	Method	Prep Type
Chloroform	0.54	J	1.0	0.22	ug/L	1		8260C	Total/NA

This Detection Summary does not include radiochemical test results.

Client Sample ID: MW-545D (Continued) — Lab Sample ID: 460-151079-28

Analyte	Result	Qualifier	RL	MDL	Unit	Dil Fac	D	Method	Prep Type
Methylene Chloride	0.74	J	1.0	0.21	ug/L	1		8260C	Total/NA
Tetrachloroethene	2.8		1.0	0.12	ug/L	1		8260C	Total/NA
Trichloroethene	0.52	J	1.0	0.22	ug/L	1		8260C	Total/NA
Trichlorofluoromethane	0.62	J	1.0	0.15	ug/L	1		8260C	Total/NA

Client Sample ID: MW-546S — Lab Sample ID: 460-151079-29

Analyte	Result	Qualifier	RL	MDL	Unit	Dil Fac	D	Method	Prep Type
Methylene Chloride	0.82	J	1.0	0.21	ug/L	1		8260C	Total/NA

Client Sample ID: MW-546I — Lab Sample ID: 460-151079-30

Analyte	Result	Qualifier	RL	MDL	Unit	Dil Fac	D	Method	Prep Type
Chloroform	0.51	J	1.0	0.22	ug/L	1		8260C	Total/NA
Methylene Chloride	0.74	J	1.0	0.21	ug/L	1		8260C	Total/NA
Trichloroethene	0.59	J	1.0	0.22	ug/L	1		8260C	Total/NA

Client Sample ID: MW-546D — Lab Sample ID: 460-151079-31

Analyte	Result	Qualifier	RL	MDL	Unit	Dil Fac	D	Method	Prep Type
Chloroform	3.7		1.0	0.22	ug/L	1		8260C	Total/NA
cis-1,2-Dichloroethene	0.38	J	1.0	0.26	ug/L	1		8260C	Total/NA
Methylene Chloride	0.73	J	1.0	0.21	ug/L	1		8260C	Total/NA
Trichloroethene	3.0		1.0	0.22	ug/L	1		8260C	Total/NA

Client Sample ID: MW-547S — Lab Sample ID: 460-151079-32

Analyte	Result	Qualifier	RL	MDL	Unit	Dil Fac	D	Method	Prep Type
1,2-Dichlorobenzene	0.42	J	1.0	0.22	ug/L	1		8260C	Total/NA
1,4-Dichlorobenzene	1.7		1.0	0.33	ug/L	1		8260C	Total/NA
cis-1,2-Dichloroethene	0.85	J	1.0	0.26	ug/L	1		8260C	Total/NA
Methylene Chloride	0.50	J	1.0	0.21	ug/L	1		8260C	Total/NA
Trichloroethene	0.54	J	1.0	0.22	ug/L	1		8260C	Total/NA

Client Sample ID: MW-547I — Lab Sample ID: 460-151079-33

Analyte	Result	Qualifier	RL	MDL	Unit	Dil Fac	D	Method	Prep Type
cis-1,2-Dichloroethene	1.2		1.0	0.26	ug/L	1		8260C	Total/NA
Methylene Chloride	0.39	J	1.0	0.21	ug/L	1		8260C	Total/NA
Trichloroethene	4.7		1.0	0.22	ug/L	1		8260C	Total/NA

Client Sample ID: MW-547D — Lab Sample ID: 460-151079-34

Analyte	Result	Qualifier	RL	MDL	Unit	Dil Fac	D	Method	Prep Type
Methylene Chloride	0.48	J	1.0	0.21	ug/L	1		8260C	Total/NA

Client Sample ID: MW-549S — Lab Sample ID: 460-151079-35

Analyte	Result	Qualifier	RL	MDL	Unit	Dil Fac	D	Method	Prep Type
Chloroform	1.9		1.0	0.22	ug/L	1		8260C	Total/NA

This Detection Summary does not include radiochemical test results.

Client Sample ID: MW-549S (Continued) — Lab Sample ID: 460-151079-35

Analyte	Result	Qualifier	RL	MDL	Unit	Dil Fac	D	Method	Prep Type
Freon TF	1.4		1.0	0.34	ug/L	1		8260C	Total/NA
Methylene Chloride	1.0		1.0	0.21	ug/L	1		8260C	Total/NA
Tetrachloroethene	2.8		1.0	0.12	ug/L	1		8260C	Total/NA
Trichloroethene	1.0		1.0	0.22	ug/L	1		8260C	Total/NA

Client Sample ID: MW-549I — Lab Sample ID: 460-151079-36

Analyte	Result	Qualifier	RL	MDL	Unit	Dil Fac	D	Method	Prep Type
cis-1,2-Dichloroethene	0.54	J	1.0	0.26	ug/L	1		8260C	Total/NA
Freon TF	0.90	J	1.0	0.34	ug/L	1		8260C	Total/NA
Methylene Chloride	0.91	J	1.0	0.21	ug/L	1		8260C	Total/NA
Tetrachloroethene	0.63	J	1.0	0.12	ug/L	1		8260C	Total/NA
Trichloroethene	0.92	J	1.0	0.22	ug/L	1		8260C	Total/NA

Client Sample ID: MW-550S — Lab Sample ID: 460-151079-37

Analyte	Result	Qualifier	RL	MDL	Unit	Dil Fac	D	Method	Prep Type
Chloroform	2.4		1.0	0.22	ug/L	1		8260C	Total/NA
Methylene Chloride	0.43	J	1.0	0.21	ug/L	1		8260C	Total/NA
Tetrachloroethene	0.18	J	1.0	0.12	ug/L	1		8260C	Total/NA
Trichloroethene	0.89	J	1.0	0.22	ug/L	1		8260C	Total/NA

Client Sample ID: MW-550I — Lab Sample ID: 460-151079-38

Analyte	Result	Qualifier	RL	MDL	Unit	Dil Fac	D	Method	Prep Type
Chloroform	3.5		1.0	0.22	ug/L	1		8260C	Total/NA
Freon TF	1.1		1.0	0.34	ug/L	1		8260C	Total/NA
Methylene Chloride	0.50	J	1.0	0.21	ug/L	1		8260C	Total/NA
Tetrachloroethene	1.6		1.0	0.12	ug/L	1		8260C	Total/NA
Trichloroethene	1.4		1.0	0.22	ug/L	1		8260C	Total/NA

Client Sample ID: PZ-521S — Lab Sample ID: 460-151079-39

Analyte	Result	Qualifier	RL	MDL	Unit	Dil Fac	D	Method	Prep Type
1,2-Dichlorobenzene	0.34	J	1.0	0.22	ug/L	1		8260C	Total/NA
Chloroform	0.28	J	1.0	0.22	ug/L	1		8260C	Total/NA
cis-1,2-Dichloroethene	0.94	J	1.0	0.26	ug/L	1		8260C	Total/NA
Freon TF	0.35	J	1.0	0.34	ug/L	1		8260C	Total/NA
Methylene Chloride	0.25	J	1.0	0.21	ug/L	1		8260C	Total/NA
Tetrachloroethene	0.33	J	1.0	0.12	ug/L	1		8260C	Total/NA
Trichloroethene	0.60	J	1.0	0.22	ug/L	1		8260C	Total/NA

Client Sample ID: PZ-521I — Lab Sample ID: 460-151079-40

Analyte	Result	Qualifier	RL	MDL	Unit	Dil Fac	D	Method	Prep Type
Chloroform	0.63	J	1.0	0.22	ug/L	1		8260C	Total/NA
Freon TF	0.38	J	1.0	0.34	ug/L	1		8260C	Total/NA
Methylene Chloride	0.54	J	1.0	0.21	ug/L	1		8260C	Total/NA
Trichloroethene	1.2		1.0	0.22	ug/L	1		8260C	Total/NA

This Detection Summary does not include radiochemical test results.

Detection Summary

Client: Tetra Tech GEO
Project/Site: Lockheed - North Plainfield

TestAmerica Job ID: 460-151079-1

Client Sample ID: PZ-522S — Lab Sample ID: 460-151079-41

Analyte	Result	Qualifier	RL	MDL	Unit	Dil Fac	D	Method	Prep Type
Methylene Chloride	0.50	J	1.0	0.21	ug/L	1		8260C	Total/NA

Client Sample ID: PZ-522I — Lab Sample ID: 460-151079-42

Analyte	Result	Qualifier	RL	MDL	Unit	Dil Fac	D	Method	Prep Type
1,1-Dichloroethane	1.0		1.0	0.24	ug/L	1		8260C	Total/NA
Chloroform	2.5		1.0	0.22	ug/L	1		8260C	Total/NA
cis-1,2-Dichloroethene	4.0		1.0	0.26	ug/L	1		8260C	Total/NA
Methylene Chloride	0.83	J	1.0	0.21	ug/L	1		8260C	Total/NA
Tetrachloroethene	0.88	J	1.0	0.12	ug/L	1		8260C	Total/NA
Trichloroethene	1.7		1.0	0.22	ug/L	1		8260C	Total/NA

Client Sample ID: PZ-522D — Lab Sample ID: 460-151079-43

Analyte	Result	Qualifier	RL	MDL	Unit	Dil Fac	D	Method	Prep Type
1,1-Dichloroethane	0.36	J	1.0	0.24	ug/L	1		8260C	Total/NA
1,2-Dichloroethane	0.26	J	1.0	0.25	ug/L	1		8260C	Total/NA
Chloroform	2.6		1.0	0.22	ug/L	1		8260C	Total/NA
cis-1,2-Dichloroethene	0.35	J	1.0	0.26	ug/L	1		8260C	Total/NA
Methylene Chloride	0.54	J	1.0	0.21	ug/L	1		8260C	Total/NA
Tetrachloroethene	0.19	J	1.0	0.12	ug/L	1		8260C	Total/NA
Trichloroethene	2.0		1.0	0.22	ug/L	1		8260C	Total/NA

Client Sample ID: PZ-524I — Lab Sample ID: 460-151079-44

Analyte	Result	Qualifier	RL	MDL	Unit	Dil Fac	D	Method	Prep Type
1,1-Dichloroethane	0.32	J	1.0	0.24	ug/L	1		8260C	Total/NA
Chloroform	2.4		1.0	0.22	ug/L	1		8260C	Total/NA
cis-1,2-Dichloroethene	1.8		1.0	0.26	ug/L	1		8260C	Total/NA
Methylene Chloride	0.87	J	1.0	0.21	ug/L	1		8260C	Total/NA
Tetrachloroethene	81		1.0	0.12	ug/L	1		8260C	Total/NA
Trichloroethene	2.5		1.0	0.22	ug/L	1		8260C	Total/NA

Client Sample ID: PZ-524S — Lab Sample ID: 460-151079-45

Analyte	Result	Qualifier	RL	MDL	Unit	Dil Fac	D	Method	Prep Type
Chloroform	1.5		1.0	0.22	ug/L	1		8260C	Total/NA
Methylene Chloride	0.68	J	1.0	0.21	ug/L	1		8260C	Total/NA

Client Sample ID: PZ-524D — Lab Sample ID: 460-151079-46

Analyte	Result	Qualifier	RL	MDL	Unit	Dil Fac	D	Method	Prep Type
Chloroform	1.5		1.0	0.22	ug/L	1		8260C	Total/NA
cis-1,2-Dichloroethene	1.0		1.0	0.26	ug/L	1		8260C	Total/NA
Methylene Chloride	0.64	J	1.0	0.21	ug/L	1		8260C	Total/NA
Tetrachloroethene	70		1.0	0.12	ug/L	1		8260C	Total/NA
Trichloroethene	2.8		1.0	0.22	ug/L	1		8260C	Total/NA

Client Sample ID: DUP-01 — Lab Sample ID: 460-151079-47

This Detection Summary does not include radiochemical test results.

Client Sample ID: DUP-01 (Continued) — Lab Sample ID: 460-151079-47

Analyte	Result	Qualifier	RL	MDL	Unit	Dil Fac	D	Method	Prep Type
cis-1,2-Dichloroethene	0.30	J	1.0	0.26	ug/L	1		8260C	Total/NA
Freon TF	0.89	J	1.0	0.34	ug/L	1		8260C	Total/NA
Methylene Chloride	1.0		1.0	0.21	ug/L	1		8260C	Total/NA
Tetrachloroethene	0.62	J	1.0	0.12	ug/L	1		8260C	Total/NA
Trichloroethene	1.0		1.0	0.22	ug/L	1		8260C	Total/NA

Client Sample ID: DUP-02 — Lab Sample ID: 460-151079-48

Analyte	Result	Qualifier	RL	MDL	Unit	Dil Fac	D	Method	Prep Type
Chloroform	2.2		1.0	0.22	ug/L	1		8260C	Total/NA
Methylene Chloride	0.73	J	1.0	0.21	ug/L	1		8260C	Total/NA
Tetrachloroethene	0.14	J	1.0	0.12	ug/L	1		8260C	Total/NA
Trichloroethene	0.93	J	1.0	0.22	ug/L	1		8260C	Total/NA

Client Sample ID: DUP-03 — Lab Sample ID: 460-151079-49

Analyte	Result	Qualifier	RL	MDL	Unit	Dil Fac	D	Method	Prep Type
Chloroform	0.50	J	1.0	0.22	ug/L	1		8260C	Total/NA
Methylene Chloride	0.66	J	1.0	0.21	ug/L	1		8260C	Total/NA
Trichloroethene	0.24	J	1.0	0.22	ug/L	1		8260C	Total/NA

Client Sample ID: DUP-04 — Lab Sample ID: 460-151079-50

Analyte	Result	Qualifier	RL	MDL	Unit	Dil Fac	D	Method	Prep Type
cis-1,2-Dichloroethene	0.41	J	1.0	0.26	ug/L	1		8260C	Total/NA
Methylene Chloride	0.62	J	1.0	0.21	ug/L	1		8260C	Total/NA
Trichloroethene	1.2		1.0	0.22	ug/L	1		8260C	Total/NA

Client Sample ID: DUP-05 — Lab Sample ID: 460-151079-51

Analyte	Result	Qualifier	RL	MDL	Unit	Dil Fac	D	Method	Prep Type
1,1-Dichloroethane	0.33	J	1.0	0.24	ug/L	1		8260C	Total/NA
Chloroform	2.7		1.0	0.22	ug/L	1		8260C	Total/NA
cis-1,2-Dichloroethene	1.7		1.0	0.26	ug/L	1		8260C	Total/NA
Methylene Chloride	0.61	J	1.0	0.21	ug/L	1		8260C	Total/NA
Tetrachloroethene	84		1.0	0.12	ug/L	1		8260C	Total/NA
Trichloroethene	2.3		1.0	0.22	ug/L	1		8260C	Total/NA

Client Sample ID: SW-1 — Lab Sample ID: 460-151079-52

Analyte	Result	Qualifier	RL	MDL	Unit	Dil Fac	D	Method	Prep Type
Methylene Chloride	0.48	J	1.0	0.21	ug/L	1		8260C	Total/NA

Client Sample ID: SW-2 — Lab Sample ID: 460-151079-53

Analyte	Result	Qualifier	RL	MDL	Unit	Dil Fac	D	Method	Prep Type
Methylene Chloride	0.58	J	1.0	0.21	ug/L	1		8260C	Total/NA

Client Sample ID: SW-3 — Lab Sample ID: 460-151079-54

This Detection Summary does not include radiochemical test results.

Client Sample ID: SW-3 (Continued) — Lab Sample ID: 460-151079-54

Analyte	Result	Qualifier	RL	MDL	Unit	Dil Fac	D	Method	Prep Type
Acetone	5.4		5.0	1.1	ug/L	1		8260C	Total/NA
Methylene Chloride	0.57	J	1.0	0.21	ug/L	1		8260C	Total/NA

Client Sample ID: SW-4 — Lab Sample ID: 460-151079-55

Analyte	Result	Qualifier	RL	MDL	Unit	Dil Fac	D	Method	Prep Type
Acetone	13		5.0	1.1	ug/L	1		8260C	Total/NA
Benzene	0.11	J	1.0	0.090	ug/L	1		8260C	Total/NA
cis-1,2-Dichloroethene	0.50	J	1.0	0.26	ug/L	1		8260C	Total/NA
Methylene Chloride	0.53	J	1.0	0.21	ug/L	1		8260C	Total/NA
Toluene	0.46	J	1.0	0.25	ug/L	1		8260C	Total/NA

Client Sample ID: MW-545I-RPP — Lab Sample ID: 460-151079-56

No Detections.

Client Sample ID: PZ-522I-RPP — Lab Sample ID: 460-151079-57

Analyte	Result	Qualifier	RL	MDL	Unit	Dil Fac	D	Method	Prep Type
1,4-Dioxane	3.6		0.40	0.20	ug/L	1		8260C SIM	Total/NA

Client Sample ID: DUP-06-RPP — Lab Sample ID: 460-151079-58

Analyte	Result	Qualifier	RL	MDL	Unit	Dil Fac	D	Method	Prep Type
1,4-Dioxane	3.4		0.40	0.20	ug/L	1		8260C SIM	Total/NA

Client Sample ID: FB-022718 — Lab Sample ID: 460-151079-59

Analyte	Result	Qualifier	RL	MDL	Unit	Dil Fac	D	Method	Prep Type
Acetone	1.6	J	5.0	1.1	ug/L	1		8260C	Total/NA
Methylene Chloride	0.27	J	1.0	0.21	ug/L	1		8260C	Total/NA

Client Sample ID: TB-022718 — Lab Sample ID: 460-151079-60

Analyte	Result	Qualifier	RL	MDL	Unit	Dil Fac	D	Method	Prep Type
Methylene Chloride	0.25	J	1.0	0.21	ug/L	1		8260C	Total/NA

Client Sample ID: TB-022718-RPP — Lab Sample ID: 460-151079-61

No Detections.

Client Sample ID: DUP-07 — Lab Sample ID: 460-151079-62

Analyte	Result	Qualifier	RL	MDL	Unit	Dil Fac	D	Method	Prep Type
Acetone	16		5.0	1.1	ug/L	1		8260C	Total/NA
Benzene	0.098	J	1.0	0.090	ug/L	1		8260C	Total/NA
cis-1,2-Dichloroethene	0.68	J	1.0	0.26	ug/L	1		8260C	Total/NA
Methylene Chloride	0.47	J	1.0	0.21	ug/L	1		8260C	Total/NA
Toluene	0.51	J	1.0	0.25	ug/L	1		8260C	Total/NA

This Detection Summary does not include radiochemical test results.

Method Summary

Client: Tetra Tech GEO
Project/Site: Lockheed - North Plainfield

TestAmerica Job ID: 460-151079-1

Method	Method Description	Protocol	Laboratory
8260C	Volatile Organic Compounds by GC/MS	SW846	TAL EDI
8260C SIM	Volatile Organic Compounds (GC/MS)	SW846	TAL EDI

Protocol References:

SW846 = "Test Methods For Evaluating Solid Waste, Physical/Chemical Methods", Third Edition, November 1986 And Its Updates.

Laboratory References:

TAL EDI = TestAmerica Edison, 777 New Durham Road, Edison, NJ 08817, TEL (732)549-3900

Client Sample ID: MW-1S-A

Date Collected: 02/27/18 09:20
Date Received: 02/28/18 13:45

Lab Sample ID: 460-151079-1

Matrix: Water

Method: 8260C - Volatile Organic Compounds by GC/MS

Analyte	Result	Qualifier	RL	MDL	Unit	D	Prepared	Analyzed	Dil Fac
1,1,1-Trichloroethane	0.28	U	1.0	0.28	ug/L			03/07/18 14:14	1
1,1,2,2-Tetrachloroethane	0.19	U	1.0	0.19	ug/L			03/07/18 14:14	1
1,1,2-Trichloroethane	0.080	U	1.0	0.080	ug/L			03/07/18 14:14	1
1,1-Dichloroethane	0.24	U	1.0	0.24	ug/L			03/07/18 14:14	1
1,1-Dichloroethene	0.34	U	1.0	0.34	ug/L			03/07/18 14:14	1
1,2,3-Trichlorobenzene	0.35	U	1.0	0.35	ug/L			03/07/18 14:14	1
1,2,4-Trichlorobenzene	0.27	U	1.0	0.27	ug/L			03/07/18 14:14	1
1,2-Dibromo-3-Chloropropane	0.23	U	1.0	0.23	ug/L			03/07/18 14:14	1
1,2-Dibromoethane	0.19	U	1.0	0.19	ug/L			03/07/18 14:14	1
1,2-Dichlorobenzene	0.22	U	1.0	0.22	ug/L			03/07/18 14:14	1
1,2-Dichloroethane	0.25	U	1.0	0.25	ug/L			03/07/18 14:14	1
1,2-Dichloropropane	0.18	U	1.0	0.18	ug/L			03/07/18 14:14	1
1,3-Dichlorobenzene	0.33	U	1.0	0.33	ug/L			03/07/18 14:14	1
1,4-Dichlorobenzene	0.33	U	1.0	0.33	ug/L			03/07/18 14:14	1
1,4-Dioxane	8.7	U	50	8.7	ug/L			03/07/18 14:14	1
2-Butanone	2.2	U	5.0	2.2	ug/L			03/07/18 14:14	1
2-Hexanone	0.72	U	5.0	0.72	ug/L			03/07/18 14:14	1
4-Methyl-2-pentanone	0.63	U	5.0	0.63	ug/L			03/07/18 14:14	1
Acetone	**3.8**	**J**	5.0	1.1	ug/L			03/07/18 14:14	1
Benzene	0.090	U	1.0	0.090	ug/L			03/07/18 14:14	1
Bromochloromethane	0.30	U	1.0	0.30	ug/L			03/07/18 14:14	1
Bromodichloromethane	0.15	U	1.0	0.15	ug/L			03/07/18 14:14	1
Bromoform	0.18	U	1.0	0.18	ug/L			03/07/18 14:14	1
Bromomethane	0.18	U	1.0	0.18	ug/L			03/07/18 14:14	1
Carbon disulfide	0.22	U	1.0	0.22	ug/L			03/07/18 14:14	1
Carbon tetrachloride	0.33	U	1.0	0.33	ug/L			03/07/18 14:14	1
Chlorobenzene	0.24	U	1.0	0.24	ug/L			03/07/18 14:14	1
Chloroethane	0.37	U	1.0	0.37	ug/L			03/07/18 14:14	1
Chloroform	**0.94**	**J**	1.0	0.22	ug/L			03/07/18 14:14	1
Chloromethane	0.22	U	1.0	0.22	ug/L			03/07/18 14:14	1
cis-1,2-Dichloroethene	0.26	U	1.0	0.26	ug/L			03/07/18 14:14	1
cis-1,3-Dichloropropene	0.16	U	1.0	0.16	ug/L			03/07/18 14:14	1
Cyclohexane	0.26	U	1.0	0.26	ug/L			03/07/18 14:14	1
Dibromochloromethane	0.22	U	1.0	0.22	ug/L			03/07/18 14:14	1
Dichlorodifluoromethane	0.14	U	1.0	0.14	ug/L			03/07/18 14:14	1
Ethylbenzene	0.30	U	1.0	0.30	ug/L			03/07/18 14:14	1
Freon TF	**0.81**	**J**	1.0	0.34	ug/L			03/07/18 14:14	1
Isopropylbenzene	0.32	U	1.0	0.32	ug/L			03/07/18 14:14	1
m&p-Xylene	0.28	U	1.0	0.28	ug/L			03/07/18 14:14	1
Methyl acetate	0.58	U	5.0	0.58	ug/L			03/07/18 14:14	1
Methylcyclohexane	0.22	U	1.0	0.22	ug/L			03/07/18 14:14	1
Methylene Chloride	**0.64**	**J**	1.0	0.21	ug/L			03/07/18 14:14	1
MTBE	0.13	U	1.0	0.13	ug/L			03/07/18 14:14	1
o-Xylene	0.32	U	1.0	0.32	ug/L			03/07/18 14:14	1
Styrene	0.17	U	1.0	0.17	ug/L			03/07/18 14:14	1
Tetrachloroethene	**0.48**	**J**	1.0	0.12	ug/L			03/07/18 14:14	1
Toluene	0.25	U	1.0	0.25	ug/L			03/07/18 14:14	1
trans-1,2-Dichloroethene	0.18	U	1.0	0.18	ug/L			03/07/18 14:14	1
trans-1,3-Dichloropropene	0.19	U	1.0	0.19	ug/L			03/07/18 14:14	1

Client Sample ID: MW-1S-A
Lab Sample ID: 460-151079-1
Date Collected: 02/27/18 09:20
Matrix: Water
Date Received: 02/28/18 13:45

Method: 8260C - Volatile Organic Compounds by GC/MS (Continued)

Analyte	Result	Qualifier	RL	MDL	Unit	D	Prepared	Analyzed	Dil Fac
Trichloroethene	**0.75**	**J**	1.0	0.22	ug/L			03/07/18 14:14	1
Trichlorofluoromethane	0.15	U	1.0	0.15	ug/L			03/07/18 14:14	1
Vinyl chloride	0.060	U	1.0	0.060	ug/L			03/07/18 14:14	1

Tentatively Identified Compound	*Est. Result*	*Qualifier*	*Unit*	*D*	*RT*	*CAS No.*	*Prepared*	*Analyzed*	*Dil Fac*
Tentatively Identified Compound	*None*		*ug/L*					*03/07/18 14:14*	*1*

Surrogate	*%Recovery*	*Qualifier*	*Limits*	*Prepared*	*Analyzed*	*Dil Fac*
1,2-Dichloroethane-d4 (Surr)	*104*		*70 - 130*		*03/07/18 14:14*	*1*
Bromofluorobenzene	*89*		*70 - 130*		*03/07/18 14:14*	*1*
Dibromofluoromethane (Surr)	*102*		*70 - 130*		*03/07/18 14:14*	*1*
Toluene-d8 (Surr)	*103*		*70 - 130*		*03/07/18 14:14*	*1*

Client Sample ID: MW-1S-B
Lab Sample ID: 460-151079-2
Date Collected: 02/27/18 09:22
Matrix: Water
Date Received: 02/28/18 13:45

Method: 8260C - Volatile Organic Compounds by GC/MS

Analyte	Result	Qualifier	RL	MDL	Unit	D	Prepared	Analyzed	Dil Fac
1,1,1-Trichloroethane	0.28	U	1.0	0.28	ug/L			03/07/18 14:41	1
1,1,2,2-Tetrachloroethane	0.19	U	1.0	0.19	ug/L			03/07/18 14:41	1
1,1,2-Trichloroethane	0.080	U	1.0	0.080	ug/L			03/07/18 14:41	1
1,1-Dichloroethane	0.24	U	1.0	0.24	ug/L			03/07/18 14:41	1
1,1-Dichloroethene	0.34	U	1.0	0.34	ug/L			03/07/18 14:41	1
1,2,3-Trichlorobenzene	0.35	U	1.0	0.35	ug/L			03/07/18 14:41	1
1,2,4-Trichlorobenzene	0.27	U	1.0	0.27	ug/L			03/07/18 14:41	1
1,2-Dibromo-3-Chloropropane	0.23	U	1.0	0.23	ug/L			03/07/18 14:41	1
1,2-Dibromoethane	0.19	U	1.0	0.19	ug/L			03/07/18 14:41	1
1,2-Dichlorobenzene	0.22	U	1.0	0.22	ug/L			03/07/18 14:41	1
1,2-Dichloroethane	0.25	U	1.0	0.25	ug/L			03/07/18 14:41	1
1,2-Dichloropropane	0.18	U	1.0	0.18	ug/L			03/07/18 14:41	1
1,3-Dichlorobenzene	0.33	U	1.0	0.33	ug/L			03/07/18 14:41	1
1,4-Dichlorobenzene	0.33	U	1.0	0.33	ug/L			03/07/18 14:41	1
1,4-Dioxane	8.7	U	50	8.7	ug/L			03/07/18 14:41	1
2-Butanone	2.2	U	5.0	2.2	ug/L			03/07/18 14:41	1
2-Hexanone	0.72	U	5.0	0.72	ug/L			03/07/18 14:41	1
4-Methyl-2-pentanone	0.63	U	5.0	0.63	ug/L			03/07/18 14:41	1
Acetone	**4.5**	**J**	5.0	1.1	ug/L			03/07/18 14:41	1
Benzene	0.090	U	1.0	0.090	ug/L			03/07/18 14:41	1
Bromochloromethane	0.30	U	1.0	0.30	ug/L			03/07/18 14:41	1
Bromodichloromethane	0.15	U	1.0	0.15	ug/L			03/07/18 14:41	1
Bromoform	0.18	U	1.0	0.18	ug/L			03/07/18 14:41	1
Bromomethane	0.18	U	1.0	0.18	ug/L			03/07/18 14:41	1
Carbon disulfide	0.22	U	1.0	0.22	ug/L			03/07/18 14:41	1
Carbon tetrachloride	0.33	U	1.0	0.33	ug/L			03/07/18 14:41	1
Chlorobenzene	0.24	U	1.0	0.24	ug/L			03/07/18 14:41	1
Chloroethane	0.37	U	1.0	0.37	ug/L			03/07/18 14:41	1
Chloroform	0.22	U	1.0	0.22	ug/L			03/07/18 14:41	1
Chloromethane	0.22	U	1.0	0.22	ug/L			03/07/18 14:41	1
cis-1,2-Dichloroethene	**1.7**		1.0	0.26	ug/L			03/07/18 14:41	1

Client Sample ID: MW-1S-B
Lab Sample ID: 460-151079-2
Date Collected: 02/27/18 09:22
Matrix: Water
Date Received: 02/28/18 13:45

Method: 8260C - Volatile Organic Compounds by GC/MS (Continued)

Analyte	Result	Qualifier	RL	MDL	Unit	D	Prepared	Analyzed	Dil Fac
cis-1,3-Dichloropropene	0.16	U	1.0	0.16	ug/L			03/07/18 14:41	1
Cyclohexane	0.26	U	1.0	0.26	ug/L			03/07/18 14:41	1
Dibromochloromethane	0.22	U	1.0	0.22	ug/L			03/07/18 14:41	1
Dichlorodifluoromethane	0.14	U	1.0	0.14	ug/L			03/07/18 14:41	1
Ethylbenzene	0.30	U	1.0	0.30	ug/L			03/07/18 14:41	1
Freon TF	0.34	U	1.0	0.34	ug/L			03/07/18 14:41	1
Isopropylbenzene	0.32	U	1.0	0.32	ug/L			03/07/18 14:41	1
m&p-Xylene	0.28	U	1.0	0.28	ug/L			03/07/18 14:41	1
Methyl acetate	0.58	U	5.0	0.58	ug/L			03/07/18 14:41	1
Methylcyclohexane	0.22	U	1.0	0.22	ug/L			03/07/18 14:41	1
Methylene Chloride	**0.73**	**J**	1.0	0.21	ug/L			03/07/18 14:41	1
MTBE	0.13	U	1.0	0.13	ug/L			03/07/18 14:41	1
o-Xylene	0.32	U	1.0	0.32	ug/L			03/07/18 14:41	1
Styrene	0.17	U	1.0	0.17	ug/L			03/07/18 14:41	1
Tetrachloroethene	0.12	U	1.0	0.12	ug/L			03/07/18 14:41	1
Toluene	**0.54**	**J**	1.0	0.25	ug/L			03/07/18 14:41	1
trans-1,2-Dichloroethene	0.18	U	1.0	0.18	ug/L			03/07/18 14:41	1
trans-1,3-Dichloropropene	0.19	U	1.0	0.19	ug/L			03/07/18 14:41	1
Trichloroethene	**0.80**	**J**	1.0	0.22	ug/L			03/07/18 14:41	1
Trichlorofluoromethane	0.15	U	1.0	0.15	ug/L			03/07/18 14:41	1
Vinyl chloride	**0.48**	**J**	1.0	0.060	ug/L			03/07/18 14:41	1

Tentatively Identified Compound	*Est. Result*	*Qualifier*	*Unit*	*D*	*RT*	*CAS No.*	*Prepared*	*Analyzed*	*Dil Fac*
Tentatively Identified Compound	*None*		*ug/L*					*03/07/18 14:41*	*1*

Surrogate	*%Recovery*	*Qualifier*	*Limits*	*Prepared*	*Analyzed*	*Dil Fac*
1,2-Dichloroethane-d4 (Surr)	*105*		*70 - 130*		*03/07/18 14:41*	*1*
Bromofluorobenzene	*91*		*70 - 130*		*03/07/18 14:41*	*1*
Dibromofluoromethane (Surr)	*102*		*70 - 130*		*03/07/18 14:41*	*1*
Toluene-d8 (Surr)	*104*		*70 - 130*		*03/07/18 14:41*	*1*

Client Sample ID: MW-1I
Lab Sample ID: 460-151079-3
Date Collected: 02/27/18 09:25
Matrix: Water
Date Received: 02/28/18 13:45

Method: 8260C - Volatile Organic Compounds by GC/MS

Analyte	Result	Qualifier	RL	MDL	Unit	D	Prepared	Analyzed	Dil Fac
1,1,1-Trichloroethane	0.28	U	1.0	0.28	ug/L			03/07/18 15:08	1
1,1,2,2-Tetrachloroethane	0.19	U	1.0	0.19	ug/L			03/07/18 15:08	1
1,1,2-Trichloroethane	0.080	U	1.0	0.080	ug/L			03/07/18 15:08	1
1,1-Dichloroethane	0.24	U	1.0	0.24	ug/L			03/07/18 15:08	1
1,1-Dichloroethene	0.34	U	1.0	0.34	ug/L			03/07/18 15:08	1
1,2,3-Trichlorobenzene	0.35	U	1.0	0.35	ug/L			03/07/18 15:08	1
1,2,4-Trichlorobenzene	0.27	U	1.0	0.27	ug/L			03/07/18 15:08	1
1,2-Dibromo-3-Chloropropane	0.23	U	1.0	0.23	ug/L			03/07/18 15:08	1
1,2-Dibromoethane	0.19	U	1.0	0.19	ug/L			03/07/18 15:08	1
1,2-Dichlorobenzene	0.22	U	1.0	0.22	ug/L			03/07/18 15:08	1
1,2-Dichloroethane	0.25	U	1.0	0.25	ug/L			03/07/18 15:08	1
1,2-Dichloropropane	0.18	U	1.0	0.18	ug/L			03/07/18 15:08	1
1,3-Dichlorobenzene	0.33	U	1.0	0.33	ug/L			03/07/18 15:08	1

Client Sample ID: MW-1I

Date Collected: 02/27/18 09:25
Date Received: 02/28/18 13:45

Lab Sample ID: 460-151079-3

Matrix: Water

Method: 8260C - Volatile Organic Compounds by GC/MS (Continued)

Analyte	Result	Qualifier	RL	MDL	Unit	D	Prepared	Analyzed	Dil Fac
1,4-Dichlorobenzene	0.33	U	1.0	0.33	ug/L			03/07/18 15:08	1
1,4-Dioxane	8.7	U	50	8.7	ug/L			03/07/18 15:08	1
2-Butanone	2.2	U	5.0	2.2	ug/L			03/07/18 15:08	1
2-Hexanone	0.72	U	5.0	0.72	ug/L			03/07/18 15:08	1
4-Methyl-2-pentanone	0.63	U	5.0	0.63	ug/L			03/07/18 15:08	1
Acetone	**4.5**	**J**	5.0	1.1	ug/L			03/07/18 15:08	1
Benzene	0.090	U	1.0	0.090	ug/L			03/07/18 15:08	1
Bromochloromethane	0.30	U	1.0	0.30	ug/L			03/07/18 15:08	1
Bromodichloromethane	0.15	U	1.0	0.15	ug/L			03/07/18 15:08	1
Bromoform	0.18	U	1.0	0.18	ug/L			03/07/18 15:08	1
Bromomethane	0.18	U	1.0	0.18	ug/L			03/07/18 15:08	1
Carbon disulfide	0.22	U	1.0	0.22	ug/L			03/07/18 15:08	1
Carbon tetrachloride	0.33	U	1.0	0.33	ug/L			03/07/18 15:08	1
Chlorobenzene	0.24	U	1.0	0.24	ug/L			03/07/18 15:08	1
Chloroethane	0.37	U	1.0	0.37	ug/L			03/07/18 15:08	1
Chloroform	0.22	U	1.0	0.22	ug/L			03/07/18 15:08	1
Chloromethane	0.22	U	1.0	0.22	ug/L			03/07/18 15:08	1
cis-1,2-Dichloroethene	0.26	U	1.0	0.26	ug/L			03/07/18 15:08	1
cis-1,3-Dichloropropene	0.16	U	1.0	0.16	ug/L			03/07/18 15:08	1
Cyclohexane	0.26	U	1.0	0.26	ug/L			03/07/18 15:08	1
Dibromochloromethane	0.22	U	1.0	0.22	ug/L			03/07/18 15:08	1
Dichlorodifluoromethane	0.14	U	1.0	0.14	ug/L			03/07/18 15:08	1
Ethylbenzene	0.30	U	1.0	0.30	ug/L			03/07/18 15:08	1
Freon TF	0.34	U	1.0	0.34	ug/L			03/07/18 15:08	1
Isopropylbenzene	0.32	U	1.0	0.32	ug/L			03/07/18 15:08	1
m&p-Xylene	0.28	U	1.0	0.28	ug/L			03/07/18 15:08	1
Methyl acetate	0.58	U	5.0	0.58	ug/L			03/07/18 15:08	1
Methylcyclohexane	0.22	U	1.0	0.22	ug/L			03/07/18 15:08	1
Methylene Chloride	**0.69**	**J**	1.0	0.21	ug/L			03/07/18 15:08	1
MTBE	0.13	U	1.0	0.13	ug/L			03/07/18 15:08	1
o-Xylene	0.32	U	1.0	0.32	ug/L			03/07/18 15:08	1
Styrene	0.17	U	1.0	0.17	ug/L			03/07/18 15:08	1
Tetrachloroethene	0.12	U	1.0	0.12	ug/L			03/07/18 15:08	1
Toluene	0.25	U	1.0	0.25	ug/L			03/07/18 15:08	1
trans-1,2-Dichloroethene	0.18	U	1.0	0.18	ug/L			03/07/18 15:08	1
trans-1,3-Dichloropropene	0.19	U	1.0	0.19	ug/L			03/07/18 15:08	1
Trichloroethene	**2.7**		1.0	0.22	ug/L			03/07/18 15:08	1
Trichlorofluoromethane	0.15	U	1.0	0.15	ug/L			03/07/18 15:08	1
Vinyl chloride	0.060	U	1.0	0.060	ug/L			03/07/18 15:08	1

Tentatively Identified Compound	*Est. Result*	*Qualifier*	*Unit*	*D*	*RT*	*CAS No.*	*Prepared*	*Analyzed*	*Dil Fac*
Tentatively Identified Compound	*None*		*ug/L*					*03/07/18 15:08*	*1*

Surrogate	*%Recovery*	*Qualifier*	*Limits*	*Prepared*	*Analyzed*	*Dil Fac*
1,2-Dichloroethane-d4 (Surr)	*104*		*70 - 130*		*03/07/18 15:08*	*1*
Bromofluorobenzene	*88*		*70 - 130*		*03/07/18 15:08*	*1*
Dibromofluoromethane (Surr)	*104*		*70 - 130*		*03/07/18 15:08*	*1*
Toluene-d8 (Surr)	*103*		*70 - 130*		*03/07/18 15:08*	*1*

Client Sample ID: MW-2D

Date Collected: 02/27/18 11:40
Date Received: 02/28/18 13:45

Lab Sample ID: 460-151079-4

Matrix: Water

Method: 8260C - Volatile Organic Compounds by GC/MS

Analyte	Result	Qualifier	RL	MDL	Unit	D	Prepared	Analyzed	Dil Fac
1,1,1-Trichloroethane	0.28	U	1.0	0.28	ug/L			03/07/18 15:34	1
1,1,2,2-Tetrachloroethane	0.19	U	1.0	0.19	ug/L			03/07/18 15:34	1
1,1,2-Trichloroethane	0.080	U	1.0	0.080	ug/L			03/07/18 15:34	1
1,1-Dichloroethane	0.24	U	1.0	0.24	ug/L			03/07/18 15:34	1
1,1-Dichloroethene	0.34	U	1.0	0.34	ug/L			03/07/18 15:34	1
1,2,3-Trichlorobenzene	0.35	U	1.0	0.35	ug/L			03/07/18 15:34	1
1,2,4-Trichlorobenzene	0.27	U	1.0	0.27	ug/L			03/07/18 15:34	1
1,2-Dibromo-3-Chloropropane	0.23	U	1.0	0.23	ug/L			03/07/18 15:34	1
1,2-Dibromoethane	0.19	U	1.0	0.19	ug/L			03/07/18 15:34	1
1,2-Dichlorobenzene	0.22	U	1.0	0.22	ug/L			03/07/18 15:34	1
1,2-Dichloroethane	0.25	U	1.0	0.25	ug/L			03/07/18 15:34	1
1,2-Dichloropropane	0.18	U	1.0	0.18	ug/L			03/07/18 15:34	1
1,3-Dichlorobenzene	0.33	U	1.0	0.33	ug/L			03/07/18 15:34	1
1,4-Dichlorobenzene	0.33	U	1.0	0.33	ug/L			03/07/18 15:34	1
1,4-Dioxane	8.7	U	50	8.7	ug/L			03/07/18 15:34	1
2-Butanone	2.2	U	5.0	2.2	ug/L			03/07/18 15:34	1
2-Hexanone	0.72	U	5.0	0.72	ug/L			03/07/18 15:34	1
4-Methyl-2-pentanone	0.63	U	5.0	0.63	ug/L			03/07/18 15:34	1
Acetone	**4.5**	**J**	5.0	1.1	ug/L			03/07/18 15:34	1
Benzene	0.090	U	1.0	0.090	ug/L			03/07/18 15:34	1
Bromochloromethane	0.30	U	1.0	0.30	ug/L			03/07/18 15:34	1
Bromodichloromethane	0.15	U	1.0	0.15	ug/L			03/07/18 15:34	1
Bromoform	0.18	U	1.0	0.18	ug/L			03/07/18 15:34	1
Bromomethane	0.18	U	1.0	0.18	ug/L			03/07/18 15:34	1
Carbon disulfide	0.22	U	1.0	0.22	ug/L			03/07/18 15:34	1
Carbon tetrachloride	0.33	U	1.0	0.33	ug/L			03/07/18 15:34	1
Chlorobenzene	0.24	U	1.0	0.24	ug/L			03/07/18 15:34	1
Chloroethane	0.37	U	1.0	0.37	ug/L			03/07/18 15:34	1
Chloroform	0.22	U	1.0	0.22	ug/L			03/07/18 15:34	1
Chloromethane	0.22	U	1.0	0.22	ug/L			03/07/18 15:34	1
cis-1,2-Dichloroethene	0.26	U	1.0	0.26	ug/L			03/07/18 15:34	1
cis-1,3-Dichloropropene	0.16	U	1.0	0.16	ug/L			03/07/18 15:34	1
Cyclohexane	0.26	U	1.0	0.26	ug/L			03/07/18 15:34	1
Dibromochloromethane	0.22	U	1.0	0.22	ug/L			03/07/18 15:34	1
Dichlorodifluoromethane	0.14	U	1.0	0.14	ug/L			03/07/18 15:34	1
Ethylbenzene	0.30	U	1.0	0.30	ug/L			03/07/18 15:34	1
Freon TF	0.34	U	1.0	0.34	ug/L			03/07/18 15:34	1
Isopropylbenzene	0.32	U	1.0	0.32	ug/L			03/07/18 15:34	1
m&p-Xylene	0.28	U	1.0	0.28	ug/L			03/07/18 15:34	1
Methyl acetate	0.58	U	5.0	0.58	ug/L			03/07/18 15:34	1
Methylcyclohexane	0.22	U	1.0	0.22	ug/L			03/07/18 15:34	1
Methylene Chloride	**0.48**	**J**	1.0	0.21	ug/L			03/07/18 15:34	1
MTBE	0.13	U	1.0	0.13	ug/L			03/07/18 15:34	1
o-Xylene	0.32	U	1.0	0.32	ug/L			03/07/18 15:34	1
Styrene	0.17	U	1.0	0.17	ug/L			03/07/18 15:34	1
Tetrachloroethene	0.12	U	1.0	0.12	ug/L			03/07/18 15:34	1
Toluene	0.25	U	1.0	0.25	ug/L			03/07/18 15:34	1
trans-1,2-Dichloroethene	0.18	U	1.0	0.18	ug/L			03/07/18 15:34	1
trans-1,3-Dichloropropene	0.19	U	1.0	0.19	ug/L			03/07/18 15:34	1

Client Sample ID: MW-2D
Lab Sample ID: 460-151079-4
Date Collected: 02/27/18 11:40
Matrix: Water
Date Received: 02/28/18 13:45

Method: 8260C - Volatile Organic Compounds by GC/MS (Continued)

Analyte	Result	Qualifier	RL	MDL	Unit	D	Prepared	Analyzed	Dil Fac
Trichloroethene	0.22	U	1.0	0.22	ug/L			03/07/18 15:34	1
Trichlorofluoromethane	0.15	U	1.0	0.15	ug/L			03/07/18 15:34	1
Vinyl chloride	0.060	U	1.0	0.060	ug/L			03/07/18 15:34	1

Tentatively Identified Compound	*Est. Result*	*Qualifier*	*Unit*	*D*	*RT*	*CAS No.*	*Prepared*	*Analyzed*	*Dil Fac*
Tentatively Identified Compound	*None*		*ug/L*					*03/07/18 15:34*	*1*

Surrogate	*%Recovery*	*Qualifier*	*Limits*	*Prepared*	*Analyzed*	*Dil Fac*
1,2-Dichloroethane-d4 (Surr)	*106*		*70 - 130*		*03/07/18 15:34*	*1*
Bromofluorobenzene	*89*		*70 - 130*		*03/07/18 15:34*	*1*
Dibromofluoromethane (Surr)	*101*		*70 - 130*		*03/07/18 15:34*	*1*
Toluene-d8 (Surr)	*104*		*70 - 130*		*03/07/18 15:34*	*1*

Client Sample ID: MW-2I
Lab Sample ID: 460-151079-5
Date Collected: 02/27/18 11:45
Matrix: Water
Date Received: 02/28/18 13:45

Method: 8260C - Volatile Organic Compounds by GC/MS

Analyte	Result	Qualifier	RL	MDL	Unit	D	Prepared	Analyzed	Dil Fac
1,1,1-Trichloroethane	0.28	U	1.0	0.28	ug/L			03/12/18 13:08	1
1,1,2,2-Tetrachloroethane	0.19	U	1.0	0.19	ug/L			03/12/18 13:08	1
1,1,2-Trichloroethane	0.080	U	1.0	0.080	ug/L			03/12/18 13:08	1
1,1-Dichloroethane	0.24	U	1.0	0.24	ug/L			03/12/18 13:08	1
1,1-Dichloroethene	0.34	U	1.0	0.34	ug/L			03/12/18 13:08	1
1,2,3-Trichlorobenzene	0.35	U	1.0	0.35	ug/L			03/12/18 13:08	1
1,2,4-Trichlorobenzene	0.27	U	1.0	0.27	ug/L			03/12/18 13:08	1
1,2-Dibromo-3-Chloropropane	0.23	U	1.0	0.23	ug/L			03/12/18 13:08	1
1,2-Dibromoethane	0.19	U	1.0	0.19	ug/L			03/12/18 13:08	1
1,2-Dichlorobenzene	0.22	U	1.0	0.22	ug/L			03/12/18 13:08	1
1,2-Dichloroethane	0.25	U	1.0	0.25	ug/L			03/12/18 13:08	1
1,2-Dichloropropane	0.18	U	1.0	0.18	ug/L			03/12/18 13:08	1
1,3-Dichlorobenzene	0.33	U	1.0	0.33	ug/L			03/12/18 13:08	1
1,4-Dichlorobenzene	0.33	U	1.0	0.33	ug/L			03/12/18 13:08	1
1,4-Dioxane	8.7	U	50	8.7	ug/L			03/12/18 13:08	1
2-Butanone	2.2	U	5.0	2.2	ug/L			03/12/18 13:08	1
2-Hexanone	0.72	U	5.0	0.72	ug/L			03/12/18 13:08	1
4-Methyl-2-pentanone	0.63	U	5.0	0.63	ug/L			03/12/18 13:08	1
Acetone	1.1	U	5.0	1.1	ug/L			03/12/18 13:08	1
Benzene	0.090	U	1.0	0.090	ug/L			03/12/18 13:08	1
Bromochloromethane	0.30	U	1.0	0.30	ug/L			03/12/18 13:08	1
Bromodichloromethane	0.15	U	1.0	0.15	ug/L			03/12/18 13:08	1
Bromoform	0.18	U	1.0	0.18	ug/L			03/12/18 13:08	1
Bromomethane	0.18	U	1.0	0.18	ug/L			03/12/18 13:08	1
Carbon disulfide	0.22	U	1.0	0.22	ug/L			03/12/18 13:08	1
Carbon tetrachloride	0.33	U	1.0	0.33	ug/L			03/12/18 13:08	1
Chlorobenzene	0.24	U	1.0	0.24	ug/L			03/12/18 13:08	1
Chloroethane	0.37	U	1.0	0.37	ug/L			03/12/18 13:08	1
Chloroform	**1.0**		1.0	0.22	ug/L			03/12/18 13:08	1
Chloromethane	0.22	U	1.0	0.22	ug/L			03/12/18 13:08	1
cis-1,2-Dichloroethene	0.26	U	1.0	0.26	ug/L			03/12/18 13:08	1

Client Sample ID: MW-2I

Date Collected: 02/27/18 11:45
Date Received: 02/28/18 13:45

Lab Sample ID: 460-151079-5

Matrix: Water

Method: 8260C - Volatile Organic Compounds by GC/MS (Continued)

Analyte	Result	Qualifier	RL	MDL	Unit	D	Prepared	Analyzed	Dil Fac
cis-1,3-Dichloropropene	0.16	U	1.0	0.16	ug/L			03/12/18 13:08	1
Cyclohexane	0.26	U	1.0	0.26	ug/L			03/12/18 13:08	1
Dibromochloromethane	0.22	U	1.0	0.22	ug/L			03/12/18 13:08	1
Dichlorodifluoromethane	0.14	U	1.0	0.14	ug/L			03/12/18 13:08	1
Ethylbenzene	0.30	U	1.0	0.30	ug/L			03/12/18 13:08	1
Freon TF	0.34	U	1.0	0.34	ug/L			03/12/18 13:08	1
Isopropylbenzene	0.32	U	1.0	0.32	ug/L			03/12/18 13:08	1
m&p-Xylene	0.28	U	1.0	0.28	ug/L			03/12/18 13:08	1
Methyl acetate	0.58	U	5.0	0.58	ug/L			03/12/18 13:08	1
Methylcyclohexane	0.22	U	1.0	0.22	ug/L			03/12/18 13:08	1
Methylene Chloride	**0.62**	**J**	1.0	0.21	ug/L			03/12/18 13:08	1
MTBE	0.13	U	1.0	0.13	ug/L			03/12/18 13:08	1
o-Xylene	0.32	U	1.0	0.32	ug/L			03/12/18 13:08	1
Styrene	0.17	U	1.0	0.17	ug/L			03/12/18 13:08	1
Tetrachloroethene	**0.30**	**J**	1.0	0.12	ug/L			03/12/18 13:08	1
Toluene	0.25	U	1.0	0.25	ug/L			03/12/18 13:08	1
trans-1,2-Dichloroethene	0.18	U	1.0	0.18	ug/L			03/12/18 13:08	1
trans-1,3-Dichloropropene	0.19	U	1.0	0.19	ug/L			03/12/18 13:08	1
Trichloroethene	0.22	U	1.0	0.22	ug/L			03/12/18 13:08	1
Trichlorofluoromethane	**0.33**	**J**	1.0	0.15	ug/L			03/12/18 13:08	1
Vinyl chloride	0.060	U	1.0	0.060	ug/L			03/12/18 13:08	1

Tentatively Identified Compound	*Est. Result*	*Qualifier*	*Unit*	*D*	*RT*	*CAS No.*	*Prepared*	*Analyzed*	*Dil Fac*
Tentatively Identified Compound	*None*		*ug/L*					*03/12/18 13:08*	*1*

Surrogate	*%Recovery*	*Qualifier*	*Limits*	*Prepared*	*Analyzed*	*Dil Fac*
1,2-Dichloroethane-d4 (Surr)	*98*		*70 - 130*		*03/12/18 13:08*	*1*
Bromofluorobenzene	*107*		*70 - 130*		*03/12/18 13:08*	*1*
Dibromofluoromethane (Surr)	*111*		*70 - 130*		*03/12/18 13:08*	*1*
Toluene-d8 (Surr)	*94*		*70 - 130*		*03/12/18 13:08*	*1*

Client Sample ID: MW-3D

Date Collected: 02/27/18 10:00
Date Received: 02/28/18 13:45

Lab Sample ID: 460-151079-6

Matrix: Water

Method: 8260C - Volatile Organic Compounds by GC/MS

Analyte	Result	Qualifier	RL	MDL	Unit	D	Prepared	Analyzed	Dil Fac
1,1,1-Trichloroethane	0.28	U	1.0	0.28	ug/L			03/07/18 16:28	1
1,1,2,2-Tetrachloroethane	0.19	U	1.0	0.19	ug/L			03/07/18 16:28	1
1,1,2-Trichloroethane	0.080	U	1.0	0.080	ug/L			03/07/18 16:28	1
1,1-Dichloroethane	0.24	U	1.0	0.24	ug/L			03/07/18 16:28	1
1,1-Dichloroethene	0.34	U	1.0	0.34	ug/L			03/07/18 16:28	1
1,2,3-Trichlorobenzene	0.35	U	1.0	0.35	ug/L			03/07/18 16:28	1
1,2,4-Trichlorobenzene	0.27	U	1.0	0.27	ug/L			03/07/18 16:28	1
1,2-Dibromo-3-Chloropropane	0.23	U	1.0	0.23	ug/L			03/07/18 16:28	1
1,2-Dibromoethane	0.19	U	1.0	0.19	ug/L			03/07/18 16:28	1
1,2-Dichlorobenzene	0.22	U	1.0	0.22	ug/L			03/07/18 16:28	1
1,2-Dichloroethane	0.25	U	1.0	0.25	ug/L			03/07/18 16:28	1
1,2-Dichloropropane	0.18	U	1.0	0.18	ug/L			03/07/18 16:28	1
1,3-Dichlorobenzene	0.33	U	1.0	0.33	ug/L			03/07/18 16:28	1

Client Sample ID: MW-3D

Date Collected: 02/27/18 10:00
Date Received: 02/28/18 13:45

Lab Sample ID: 460-151079-6

Matrix: Water

Method: 8260C - Volatile Organic Compounds by GC/MS (Continued)

Analyte	Result	Qualifier	RL	MDL	Unit	D	Prepared	Analyzed	Dil Fac
1,4-Dichlorobenzene	0.33	U	1.0	0.33	ug/L			03/07/18 16:28	1
1,4-Dioxane	8.7	U	50	8.7	ug/L			03/07/18 16:28	1
2-Butanone	2.2	U	5.0	2.2	ug/L			03/07/18 16:28	1
2-Hexanone	0.72	U	5.0	0.72	ug/L			03/07/18 16:28	1
4-Methyl-2-pentanone	0.63	U	5.0	0.63	ug/L			03/07/18 16:28	1
Acetone	**4.9**	**J**	5.0	1.1	ug/L			03/07/18 16:28	1
Benzene	0.090	U	1.0	0.090	ug/L			03/07/18 16:28	1
Bromochloromethane	0.30	U	1.0	0.30	ug/L			03/07/18 16:28	1
Bromodichloromethane	0.15	U	1.0	0.15	ug/L			03/07/18 16:28	1
Bromoform	0.18	U	1.0	0.18	ug/L			03/07/18 16:28	1
Bromomethane	0.18	U	1.0	0.18	ug/L			03/07/18 16:28	1
Carbon disulfide	0.22	U	1.0	0.22	ug/L			03/07/18 16:28	1
Carbon tetrachloride	0.33	U	1.0	0.33	ug/L			03/07/18 16:28	1
Chlorobenzene	0.24	U	1.0	0.24	ug/L			03/07/18 16:28	1
Chloroethane	0.37	U	1.0	0.37	ug/L			03/07/18 16:28	1
Chloroform	0.22	U	1.0	0.22	ug/L			03/07/18 16:28	1
Chloromethane	0.22	U	1.0	0.22	ug/L			03/07/18 16:28	1
cis-1,2-Dichloroethene	0.26	U	1.0	0.26	ug/L			03/07/18 16:28	1
cis-1,3-Dichloropropene	0.16	U	1.0	0.16	ug/L			03/07/18 16:28	1
Cyclohexane	0.26	U	1.0	0.26	ug/L			03/07/18 16:28	1
Dibromochloromethane	0.22	U	1.0	0.22	ug/L			03/07/18 16:28	1
Dichlorodifluoromethane	0.14	U	1.0	0.14	ug/L			03/07/18 16:28	1
Ethylbenzene	0.30	U	1.0	0.30	ug/L			03/07/18 16:28	1
Freon TF	0.34	U	1.0	0.34	ug/L			03/07/18 16:28	1
Isopropylbenzene	0.32	U	1.0	0.32	ug/L			03/07/18 16:28	1
m&p-Xylene	0.28	U	1.0	0.28	ug/L			03/07/18 16:28	1
Methyl acetate	0.58	U	5.0	0.58	ug/L			03/07/18 16:28	1
Methylcyclohexane	0.22	U	1.0	0.22	ug/L			03/07/18 16:28	1
Methylene Chloride	**0.60**	**J**	1.0	0.21	ug/L			03/07/18 16:28	1
MTBE	0.13	U	1.0	0.13	ug/L			03/07/18 16:28	1
o-Xylene	0.32	U	1.0	0.32	ug/L			03/07/18 16:28	1
Styrene	0.17	U	1.0	0.17	ug/L			03/07/18 16:28	1
Tetrachloroethene	0.12	U	1.0	0.12	ug/L			03/07/18 16:28	1
Toluene	0.25	U	1.0	0.25	ug/L			03/07/18 16:28	1
trans-1,2-Dichloroethene	0.18	U	1.0	0.18	ug/L			03/07/18 16:28	1
trans-1,3-Dichloropropene	0.19	U	1.0	0.19	ug/L			03/07/18 16:28	1
Trichloroethene	0.22	U	1.0	0.22	ug/L			03/07/18 16:28	1
Trichlorofluoromethane	0.15	U	1.0	0.15	ug/L			03/07/18 16:28	1
Vinyl chloride	0.060	U	1.0	0.060	ug/L			03/07/18 16:28	1

Tentatively Identified Compound	*Est. Result*	*Qualifier*	*Unit*	*D*	*RT*	*CAS No.*	*Prepared*	*Analyzed*	*Dil Fac*
Tentatively Identified Compound	*None*		*ug/L*					*03/07/18 16:28*	*1*

Surrogate	*%Recovery*	*Qualifier*	*Limits*	*Prepared*	*Analyzed*	*Dil Fac*
1,2-Dichloroethane-d4 (Surr)	*110*		*70 - 130*		*03/07/18 16:28*	*1*
Bromofluorobenzene	*93*		*70 - 130*		*03/07/18 16:28*	*1*
Dibromofluoromethane (Surr)	*107*		*70 - 130*		*03/07/18 16:28*	*1*
Toluene-d8 (Surr)	*108*		*70 - 130*		*03/07/18 16:28*	*1*

Client Sample ID: MW-501S

Date Collected: 02/27/18 08:00
Date Received: 02/28/18 13:45

Lab Sample ID: 460-151079-7

Matrix: Water

Method: 8260C - Volatile Organic Compounds by GC/MS

Analyte	Result	Qualifier	RL	MDL	Unit	D	Prepared	Analyzed	Dil Fac
1,1,1-Trichloroethane	0.28	U	1.0	0.28	ug/L			03/07/18 16:54	1
1,1,2,2-Tetrachloroethane	0.19	U	1.0	0.19	ug/L			03/07/18 16:54	1
1,1,2-Trichloroethane	0.080	U	1.0	0.080	ug/L			03/07/18 16:54	1
1,1-Dichloroethane	0.24	U	1.0	0.24	ug/L			03/07/18 16:54	1
1,1-Dichloroethene	0.34	U	1.0	0.34	ug/L			03/07/18 16:54	1
1,2,3-Trichlorobenzene	0.35	U	1.0	0.35	ug/L			03/07/18 16:54	1
1,2,4-Trichlorobenzene	0.27	U	1.0	0.27	ug/L			03/07/18 16:54	1
1,2-Dibromo-3-Chloropropane	0.23	U	1.0	0.23	ug/L			03/07/18 16:54	1
1,2-Dibromoethane	0.19	U	1.0	0.19	ug/L			03/07/18 16:54	1
1,2-Dichlorobenzene	0.22	U	1.0	0.22	ug/L			03/07/18 16:54	1
1,2-Dichloroethane	0.25	U	1.0	0.25	ug/L			03/07/18 16:54	1
1,2-Dichloropropane	0.18	U	1.0	0.18	ug/L			03/07/18 16:54	1
1,3-Dichlorobenzene	0.33	U	1.0	0.33	ug/L			03/07/18 16:54	1
1,4-Dichlorobenzene	0.33	U	1.0	0.33	ug/L			03/07/18 16:54	1
1,4-Dioxane	8.7	U	50	8.7	ug/L			03/07/18 16:54	1
2-Butanone	2.2	U	5.0	2.2	ug/L			03/07/18 16:54	1
2-Hexanone	0.72	U	5.0	0.72	ug/L			03/07/18 16:54	1
4-Methyl-2-pentanone	0.63	U	5.0	0.63	ug/L			03/07/18 16:54	1
Acetone	**5.2**		5.0	1.1	ug/L			03/07/18 16:54	1
Benzene	0.090	U	1.0	0.090	ug/L			03/07/18 16:54	1
Bromochloromethane	0.30	U	1.0	0.30	ug/L			03/07/18 16:54	1
Bromodichloromethane	0.15	U	1.0	0.15	ug/L			03/07/18 16:54	1
Bromoform	0.18	U	1.0	0.18	ug/L			03/07/18 16:54	1
Bromomethane	0.18	U	1.0	0.18	ug/L			03/07/18 16:54	1
Carbon disulfide	0.22	U	1.0	0.22	ug/L			03/07/18 16:54	1
Carbon tetrachloride	0.33	U	1.0	0.33	ug/L			03/07/18 16:54	1
Chlorobenzene	0.24	U	1.0	0.24	ug/L			03/07/18 16:54	1
Chloroethane	0.37	U	1.0	0.37	ug/L			03/07/18 16:54	1
Chloroform	**3.0**		1.0	0.22	ug/L			03/07/18 16:54	1
Chloromethane	0.22	U	1.0	0.22	ug/L			03/07/18 16:54	1
cis-1,2-Dichloroethene	0.26	U	1.0	0.26	ug/L			03/07/18 16:54	1
cis-1,3-Dichloropropene	0.16	U	1.0	0.16	ug/L			03/07/18 16:54	1
Cyclohexane	0.26	U	1.0	0.26	ug/L			03/07/18 16:54	1
Dibromochloromethane	0.22	U	1.0	0.22	ug/L			03/07/18 16:54	1
Dichlorodifluoromethane	0.14	U	1.0	0.14	ug/L			03/07/18 16:54	1
Ethylbenzene	0.30	U	1.0	0.30	ug/L			03/07/18 16:54	1
Freon TF	0.34	U	1.0	0.34	ug/L			03/07/18 16:54	1
Isopropylbenzene	0.32	U	1.0	0.32	ug/L			03/07/18 16:54	1
m&p-Xylene	0.28	U	1.0	0.28	ug/L			03/07/18 16:54	1
Methyl acetate	0.58	U	5.0	0.58	ug/L			03/07/18 16:54	1
Methylcyclohexane	0.22	U	1.0	0.22	ug/L			03/07/18 16:54	1
Methylene Chloride	**1.0**		1.0	0.21	ug/L			03/07/18 16:54	1
MTBE	0.13	U	1.0	0.13	ug/L			03/07/18 16:54	1
o-Xylene	0.32	U	1.0	0.32	ug/L			03/07/18 16:54	1
Styrene	0.17	U	1.0	0.17	ug/L			03/07/18 16:54	1
Tetrachloroethene	0.12	U	1.0	0.12	ug/L			03/07/18 16:54	1
Toluene	0.25	U	1.0	0.25	ug/L			03/07/18 16:54	1
trans-1,2-Dichloroethene	0.18	U	1.0	0.18	ug/L			03/07/18 16:54	1
trans-1,3-Dichloropropene	0.19	U	1.0	0.19	ug/L			03/07/18 16:54	1

Client Sample ID: MW-501S
Lab Sample ID: 460-151079-7
Date Collected: 02/27/18 08:00
Matrix: Water
Date Received: 02/28/18 13:45

Method: 8260C - Volatile Organic Compounds by GC/MS (Continued)

Analyte	Result	Qualifier	RL	MDL	Unit	D	Prepared	Analyzed	Dil Fac
Trichloroethene	0.22	U	1.0	0.22	ug/L			03/07/18 16:54	1
Trichlorofluoromethane	0.15	U	1.0	0.15	ug/L			03/07/18 16:54	1
Vinyl chloride	0.060	U	1.0	0.060	ug/L			03/07/18 16:54	1

Tentatively Identified Compound	*Est. Result*	*Qualifier*	*Unit*	*D*	*RT*	*CAS No.*	*Prepared*	*Analyzed*	*Dil Fac*
Tentatively Identified Compound	*None*		*ug/L*					*03/07/18 16:54*	*1*

Surrogate	*%Recovery*	*Qualifier*	*Limits*	*Prepared*	*Analyzed*	*Dil Fac*
1,2-Dichloroethane-d4 (Surr)	*105*		*70 - 130*		*03/07/18 16:54*	*1*
Bromofluorobenzene	*89*		*70 - 130*		*03/07/18 16:54*	*1*
Dibromofluoromethane (Surr)	*103*		*70 - 130*		*03/07/18 16:54*	*1*
Toluene-d8 (Surr)	*103*		*70 - 130*		*03/07/18 16:54*	*1*

Client Sample ID: MW-501I
Lab Sample ID: 460-151079-8
Date Collected: 02/27/18 08:05
Matrix: Water
Date Received: 02/28/18 13:45

Method: 8260C - Volatile Organic Compounds by GC/MS

Analyte	Result	Qualifier	RL	MDL	Unit	D	Prepared	Analyzed	Dil Fac
1,1,1-Trichloroethane	0.28	U	1.0	0.28	ug/L			03/07/18 17:21	1
1,1,2,2-Tetrachloroethane	0.19	U	1.0	0.19	ug/L			03/07/18 17:21	1
1,1,2-Trichloroethane	0.080	U	1.0	0.080	ug/L			03/07/18 17:21	1
1,1-Dichloroethane	0.24	U	1.0	0.24	ug/L			03/07/18 17:21	1
1,1-Dichloroethene	0.34	U	1.0	0.34	ug/L			03/07/18 17:21	1
1,2,3-Trichlorobenzene	0.35	U	1.0	0.35	ug/L			03/07/18 17:21	1
1,2,4-Trichlorobenzene	0.27	U	1.0	0.27	ug/L			03/07/18 17:21	1
1,2-Dibromo-3-Chloropropane	0.23	U	1.0	0.23	ug/L			03/07/18 17:21	1
1,2-Dibromoethane	0.19	U	1.0	0.19	ug/L			03/07/18 17:21	1
1,2-Dichlorobenzene	0.22	U	1.0	0.22	ug/L			03/07/18 17:21	1
1,2-Dichloroethane	0.25	U	1.0	0.25	ug/L			03/07/18 17:21	1
1,2-Dichloropropane	0.18	U	1.0	0.18	ug/L			03/07/18 17:21	1
1,3-Dichlorobenzene	0.33	U	1.0	0.33	ug/L			03/07/18 17:21	1
1,4-Dichlorobenzene	0.33	U	1.0	0.33	ug/L			03/07/18 17:21	1
1,4-Dioxane	8.7	U	50	8.7	ug/L			03/07/18 17:21	1
2-Butanone	2.2	U	5.0	2.2	ug/L			03/07/18 17:21	1
2-Hexanone	0.72	U	5.0	0.72	ug/L			03/07/18 17:21	1
4-Methyl-2-pentanone	0.63	U	5.0	0.63	ug/L			03/07/18 17:21	1
Acetone	**3.8**	**J**	5.0	1.1	ug/L			03/07/18 17:21	1
Benzene	0.090	U	1.0	0.090	ug/L			03/07/18 17:21	1
Bromochloromethane	0.30	U	1.0	0.30	ug/L			03/07/18 17:21	1
Bromodichloromethane	0.15	U	1.0	0.15	ug/L			03/07/18 17:21	1
Bromoform	0.18	U	1.0	0.18	ug/L			03/07/18 17:21	1
Bromomethane	0.18	U	1.0	0.18	ug/L			03/07/18 17:21	1
Carbon disulfide	0.22	U	1.0	0.22	ug/L			03/07/18 17:21	1
Carbon tetrachloride	0.33	U	1.0	0.33	ug/L			03/07/18 17:21	1
Chlorobenzene	0.24	U	1.0	0.24	ug/L			03/07/18 17:21	1
Chloroethane	0.37	U	1.0	0.37	ug/L			03/07/18 17:21	1
Chloroform	0.22	U	1.0	0.22	ug/L			03/07/18 17:21	1
Chloromethane	0.22	U	1.0	0.22	ug/L			03/07/18 17:21	1
cis-1,2-Dichloroethene	0.26	U	1.0	0.26	ug/L			03/07/18 17:21	1

Client Sample ID: MW-501I

Date Collected: 02/27/18 08:05
Date Received: 02/28/18 13:45

Lab Sample ID: 460-151079-8

Matrix: Water

Method: 8260C - Volatile Organic Compounds by GC/MS (Continued)

Analyte	Result	Qualifier	RL	MDL	Unit	D	Prepared	Analyzed	Dil Fac
cis-1,3-Dichloropropene	0.16	U	1.0	0.16	ug/L			03/07/18 17:21	1
Cyclohexane	0.26	U	1.0	0.26	ug/L			03/07/18 17:21	1
Dibromochloromethane	0.22	U	1.0	0.22	ug/L			03/07/18 17:21	1
Dichlorodifluoromethane	0.14	U	1.0	0.14	ug/L			03/07/18 17:21	1
Ethylbenzene	0.30	U	1.0	0.30	ug/L			03/07/18 17:21	1
Freon TF	**0.92**	**J**	1.0	0.34	ug/L			03/07/18 17:21	1
Isopropylbenzene	0.32	U	1.0	0.32	ug/L			03/07/18 17:21	1
m&p-Xylene	0.28	U	1.0	0.28	ug/L			03/07/18 17:21	1
Methyl acetate	0.58	U	5.0	0.58	ug/L			03/07/18 17:21	1
Methylcyclohexane	0.22	U	1.0	0.22	ug/L			03/07/18 17:21	1
Methylene Chloride	**0.90**	**J**	1.0	0.21	ug/L			03/07/18 17:21	1
MTBE	0.13	U	1.0	0.13	ug/L			03/07/18 17:21	1
o-Xylene	0.32	U	1.0	0.32	ug/L			03/07/18 17:21	1
Styrene	0.17	U	1.0	0.17	ug/L			03/07/18 17:21	1
Tetrachloroethene	0.12	U	1.0	0.12	ug/L			03/07/18 17:21	1
Toluene	0.25	U	1.0	0.25	ug/L			03/07/18 17:21	1
trans-1,2-Dichloroethene	0.18	U	1.0	0.18	ug/L			03/07/18 17:21	1
trans-1,3-Dichloropropene	0.19	U	1.0	0.19	ug/L			03/07/18 17:21	1
Trichloroethene	**0.40**	**J**	1.0	0.22	ug/L			03/07/18 17:21	1
Trichlorofluoromethane	0.15	U	1.0	0.15	ug/L			03/07/18 17:21	1
Vinyl chloride	0.060	U	1.0	0.060	ug/L			03/07/18 17:21	1

Tentatively Identified Compound	*Est. Result*	*Qualifier*	*Unit*	*D*	*RT*	*CAS No.*	*Prepared*	*Analyzed*	*Dil Fac*
Tentatively Identified Compound	*None*		*ug/L*					*03/07/18 17:21*	*1*

Surrogate	*%Recovery*	*Qualifier*	*Limits*	*Prepared*	*Analyzed*	*Dil Fac*
1,2-Dichloroethane-d4 (Surr)	*106*		*70 - 130*		*03/07/18 17:21*	*1*
Bromofluorobenzene	*89*		*70 - 130*		*03/07/18 17:21*	*1*
Dibromofluoromethane (Surr)	*103*		*70 - 130*		*03/07/18 17:21*	*1*
Toluene-d8 (Surr)	*103*		*70 - 130*		*03/07/18 17:21*	*1*

Client Sample ID: MW-502S

Date Collected: 02/27/18 08:30
Date Received: 02/28/18 13:45

Lab Sample ID: 460-151079-9

Matrix: Water

Method: 8260C - Volatile Organic Compounds by GC/MS

Analyte	Result	Qualifier	RL	MDL	Unit	D	Prepared	Analyzed	Dil Fac
1,1,1-Trichloroethane	0.28	U	1.0	0.28	ug/L			03/07/18 17:48	1
1,1,2,2-Tetrachloroethane	0.19	U	1.0	0.19	ug/L			03/07/18 17:48	1
1,1,2-Trichloroethane	0.080	U	1.0	0.080	ug/L			03/07/18 17:48	1
1,1-Dichloroethane	0.24	U	1.0	0.24	ug/L			03/07/18 17:48	1
1,1-Dichloroethene	0.34	U	1.0	0.34	ug/L			03/07/18 17:48	1
1,2,3-Trichlorobenzene	0.35	U	1.0	0.35	ug/L			03/07/18 17:48	1
1,2,4-Trichlorobenzene	0.27	U	1.0	0.27	ug/L			03/07/18 17:48	1
1,2-Dibromo-3-Chloropropane	0.23	U	1.0	0.23	ug/L			03/07/18 17:48	1
1,2-Dibromoethane	0.19	U	1.0	0.19	ug/L			03/07/18 17:48	1
1,2-Dichlorobenzene	0.22	U	1.0	0.22	ug/L			03/07/18 17:48	1
1,2-Dichloroethane	0.25	U	1.0	0.25	ug/L			03/07/18 17:48	1
1,2-Dichloropropane	0.18	U	1.0	0.18	ug/L			03/07/18 17:48	1
1,3-Dichlorobenzene	0.33	U	1.0	0.33	ug/L			03/07/18 17:48	1

Client Sample ID: MW-502S

Date Collected: 02/27/18 08:30
Date Received: 02/28/18 13:45

Lab Sample ID: 460-151079-9

Matrix: Water

Method: 8260C - Volatile Organic Compounds by GC/MS (Continued)

Analyte	Result	Qualifier	RL	MDL	Unit	D	Prepared	Analyzed	Dil Fac
1,4-Dichlorobenzene	0.33	U	1.0	0.33	ug/L			03/07/18 17:48	1
1,4-Dioxane	8.7	U	50	8.7	ug/L			03/07/18 17:48	1
2-Butanone	2.2	U	5.0	2.2	ug/L			03/07/18 17:48	1
2-Hexanone	0.72	U	5.0	0.72	ug/L			03/07/18 17:48	1
4-Methyl-2-pentanone	0.63	U	5.0	0.63	ug/L			03/07/18 17:48	1
Acetone	**4.9**	**J**	5.0	1.1	ug/L			03/07/18 17:48	1
Benzene	0.090	U	1.0	0.090	ug/L			03/07/18 17:48	1
Bromochloromethane	0.30	U	1.0	0.30	ug/L			03/07/18 17:48	1
Bromodichloromethane	0.15	U	1.0	0.15	ug/L			03/07/18 17:48	1
Bromoform	0.18	U	1.0	0.18	ug/L			03/07/18 17:48	1
Bromomethane	0.18	U	1.0	0.18	ug/L			03/07/18 17:48	1
Carbon disulfide	0.22	U	1.0	0.22	ug/L			03/07/18 17:48	1
Carbon tetrachloride	0.33	U	1.0	0.33	ug/L			03/07/18 17:48	1
Chlorobenzene	0.24	U	1.0	0.24	ug/L			03/07/18 17:48	1
Chloroethane	0.37	U	1.0	0.37	ug/L			03/07/18 17:48	1
Chloroform	**1.3**		1.0	0.22	ug/L			03/07/18 17:48	1
Chloromethane	0.22	U	1.0	0.22	ug/L			03/07/18 17:48	1
cis-1,2-Dichloroethene	0.26	U	1.0	0.26	ug/L			03/07/18 17:48	1
cis-1,3-Dichloropropene	0.16	U	1.0	0.16	ug/L			03/07/18 17:48	1
Cyclohexane	0.26	U	1.0	0.26	ug/L			03/07/18 17:48	1
Dibromochloromethane	0.22	U	1.0	0.22	ug/L			03/07/18 17:48	1
Dichlorodifluoromethane	0.14	U	1.0	0.14	ug/L			03/07/18 17:48	1
Ethylbenzene	0.30	U	1.0	0.30	ug/L			03/07/18 17:48	1
Freon TF	**0.53**	**J**	1.0	0.34	ug/L			03/07/18 17:48	1
Isopropylbenzene	0.32	U	1.0	0.32	ug/L			03/07/18 17:48	1
m&p-Xylene	0.28	U	1.0	0.28	ug/L			03/07/18 17:48	1
Methyl acetate	0.58	U	5.0	0.58	ug/L			03/07/18 17:48	1
Methylcyclohexane	0.22	U	1.0	0.22	ug/L			03/07/18 17:48	1
Methylene Chloride	**0.65**	**J**	1.0	0.21	ug/L			03/07/18 17:48	1
MTBE	0.13	U	1.0	0.13	ug/L			03/07/18 17:48	1
o-Xylene	0.32	U	1.0	0.32	ug/L			03/07/18 17:48	1
Styrene	0.17	U	1.0	0.17	ug/L			03/07/18 17:48	1
Tetrachloroethene	**0.72**	**J**	1.0	0.12	ug/L			03/07/18 17:48	1
Toluene	0.25	U	1.0	0.25	ug/L			03/07/18 17:48	1
trans-1,2-Dichloroethene	0.18	U	1.0	0.18	ug/L			03/07/18 17:48	1
trans-1,3-Dichloropropene	0.19	U	1.0	0.19	ug/L			03/07/18 17:48	1
Trichloroethene	**0.51**	**J**	1.0	0.22	ug/L			03/07/18 17:48	1
Trichlorofluoromethane	0.15	U	1.0	0.15	ug/L			03/07/18 17:48	1
Vinyl chloride	0.060	U	1.0	0.060	ug/L			03/07/18 17:48	1

Tentatively Identified Compound	*Est. Result*	*Qualifier*	*Unit*	*D*	*RT*	*CAS No.*	*Prepared*	*Analyzed*	*Dil Fac*
Tentatively Identified Compound	*None*		*ug/L*					*03/07/18 17:48*	*1*

Surrogate	*%Recovery*	*Qualifier*	*Limits*	*Prepared*	*Analyzed*	*Dil Fac*
1,2-Dichloroethane-d4 (Surr)	*105*		*70 - 130*		*03/07/18 17:48*	*1*
Bromofluorobenzene	*88*		*70 - 130*		*03/07/18 17:48*	*1*
Dibromofluoromethane (Surr)	*103*		*70 - 130*		*03/07/18 17:48*	*1*
Toluene-d8 (Surr)	*103*		*70 - 130*		*03/07/18 17:48*	*1*

Client Sample ID: MW-502I
Date Collected: 02/27/18 08:35
Date Received: 02/28/18 13:45

Lab Sample ID: 460-151079-10
Matrix: Water

Method: 8260C - Volatile Organic Compounds by GC/MS

Analyte	Result	Qualifier	RL	MDL	Unit	D	Prepared	Analyzed	Dil Fac
1,1,1-Trichloroethane	0.28	U	1.0	0.28	ug/L			03/07/18 18:14	1
1,1,2,2-Tetrachloroethane	0.19	U	1.0	0.19	ug/L			03/07/18 18:14	1
1,1,2-Trichloroethane	0.080	U	1.0	0.080	ug/L			03/07/18 18:14	1
1,1-Dichloroethane	0.24	U	1.0	0.24	ug/L			03/07/18 18:14	1
1,1-Dichloroethene	0.34	U	1.0	0.34	ug/L			03/07/18 18:14	1
1,2,3-Trichlorobenzene	0.35	U	1.0	0.35	ug/L			03/07/18 18:14	1
1,2,4-Trichlorobenzene	0.27	U	1.0	0.27	ug/L			03/07/18 18:14	1
1,2-Dibromo-3-Chloropropane	0.23	U	1.0	0.23	ug/L			03/07/18 18:14	1
1,2-Dibromoethane	0.19	U	1.0	0.19	ug/L			03/07/18 18:14	1
1,2-Dichlorobenzene	0.22	U	1.0	0.22	ug/L			03/07/18 18:14	1
1,2-Dichloroethane	0.25	U	1.0	0.25	ug/L			03/07/18 18:14	1
1,2-Dichloropropane	0.18	U	1.0	0.18	ug/L			03/07/18 18:14	1
1,3-Dichlorobenzene	0.33	U	1.0	0.33	ug/L			03/07/18 18:14	1
1,4-Dichlorobenzene	0.33	U	1.0	0.33	ug/L			03/07/18 18:14	1
1,4-Dioxane	8.7	U	50	8.7	ug/L			03/07/18 18:14	1
2-Butanone	2.2	U	5.0	2.2	ug/L			03/07/18 18:14	1
2-Hexanone	0.72	U	5.0	0.72	ug/L			03/07/18 18:14	1
4-Methyl-2-pentanone	0.63	U	5.0	0.63	ug/L			03/07/18 18:14	1
Acetone	**4.0**	**J**	5.0	1.1	ug/L			03/07/18 18:14	1
Benzene	0.090	U	1.0	0.090	ug/L			03/07/18 18:14	1
Bromochloromethane	0.30	U	1.0	0.30	ug/L			03/07/18 18:14	1
Bromodichloromethane	0.15	U	1.0	0.15	ug/L			03/07/18 18:14	1
Bromoform	0.18	U	1.0	0.18	ug/L			03/07/18 18:14	1
Bromomethane	0.18	U	1.0	0.18	ug/L			03/07/18 18:14	1
Carbon disulfide	0.22	U	1.0	0.22	ug/L			03/07/18 18:14	1
Carbon tetrachloride	0.33	U	1.0	0.33	ug/L			03/07/18 18:14	1
Chlorobenzene	0.24	U	1.0	0.24	ug/L			03/07/18 18:14	1
Chloroethane	0.37	U	1.0	0.37	ug/L			03/07/18 18:14	1
Chloroform	**0.59**	**J**	1.0	0.22	ug/L			03/07/18 18:14	1
Chloromethane	0.22	U	1.0	0.22	ug/L			03/07/18 18:14	1
cis-1,2-Dichloroethene	0.26	U	1.0	0.26	ug/L			03/07/18 18:14	1
cis-1,3-Dichloropropene	0.16	U	1.0	0.16	ug/L			03/07/18 18:14	1
Cyclohexane	0.26	U	1.0	0.26	ug/L			03/07/18 18:14	1
Dibromochloromethane	0.22	U	1.0	0.22	ug/L			03/07/18 18:14	1
Dichlorodifluoromethane	0.14	U	1.0	0.14	ug/L			03/07/18 18:14	1
Ethylbenzene	0.30	U	1.0	0.30	ug/L			03/07/18 18:14	1
Freon TF	0.34	U	1.0	0.34	ug/L			03/07/18 18:14	1
Isopropylbenzene	0.32	U	1.0	0.32	ug/L			03/07/18 18:14	1
m&p-Xylene	0.28	U	1.0	0.28	ug/L			03/07/18 18:14	1
Methyl acetate	0.58	U	5.0	0.58	ug/L			03/07/18 18:14	1
Methylcyclohexane	0.22	U	1.0	0.22	ug/L			03/07/18 18:14	1
Methylene Chloride	**0.47**	**J**	1.0	0.21	ug/L			03/07/18 18:14	1
MTBE	0.13	U	1.0	0.13	ug/L			03/07/18 18:14	1
o-Xylene	0.32	U	1.0	0.32	ug/L			03/07/18 18:14	1
Styrene	0.17	U	1.0	0.17	ug/L			03/07/18 18:14	1
Tetrachloroethene	0.12	U	1.0	0.12	ug/L			03/07/18 18:14	1
Toluene	0.25	U	1.0	0.25	ug/L			03/07/18 18:14	1
trans-1,2-Dichloroethene	0.18	U	1.0	0.18	ug/L			03/07/18 18:14	1
trans-1,3-Dichloropropene	0.19	U	1.0	0.19	ug/L			03/07/18 18:14	1

Client Sample ID: MW-502I

Date Collected: 02/27/18 08:35
Date Received: 02/28/18 13:45

Lab Sample ID: 460-151079-10

Matrix: Water

Method: 8260C - Volatile Organic Compounds by GC/MS (Continued)

Analyte	Result	Qualifier	RL	MDL	Unit	D	Prepared	Analyzed	Dil Fac
Trichloroethene	**0.49**	**J**	1.0	0.22	ug/L			03/07/18 18:14	1
Trichlorofluoromethane	0.15	U	1.0	0.15	ug/L			03/07/18 18:14	1
Vinyl chloride	0.060	U	1.0	0.060	ug/L			03/07/18 18:14	1

Tentatively Identified Compound	*Est. Result*	*Qualifier*	*Unit*	*D*	*RT*	*CAS No.*	*Prepared*	*Analyzed*	*Dil Fac*
Tentatively Identified Compound	*None*		*ug/L*					*03/07/18 18:14*	*1*

Surrogate	*%Recovery*	*Qualifier*	*Limits*	*Prepared*	*Analyzed*	*Dil Fac*
1,2-Dichloroethane-d4 (Surr)	*105*		*70 - 130*		*03/07/18 18:14*	*1*
Bromofluorobenzene	*87*		*70 - 130*		*03/07/18 18:14*	*1*
Dibromofluoromethane (Surr)	*102*		*70 - 130*		*03/07/18 18:14*	*1*
Toluene-d8 (Surr)	*104*		*70 - 130*		*03/07/18 18:14*	*1*

Client Sample ID: MW-503S

Date Collected: 02/27/18 08:20
Date Received: 02/28/18 13:45

Lab Sample ID: 460-151079-11

Matrix: Water

Method: 8260C - Volatile Organic Compounds by GC/MS

Analyte	Result	Qualifier	RL	MDL	Unit	D	Prepared	Analyzed	Dil Fac
1,1,1-Trichloroethane	0.28	U	1.0	0.28	ug/L			03/07/18 18:41	1
1,1,2,2-Tetrachloroethane	0.19	U	1.0	0.19	ug/L			03/07/18 18:41	1
1,1,2-Trichloroethane	0.080	U	1.0	0.080	ug/L			03/07/18 18:41	1
1,1-Dichloroethane	0.24	U	1.0	0.24	ug/L			03/07/18 18:41	1
1,1-Dichloroethene	0.34	U	1.0	0.34	ug/L			03/07/18 18:41	1
1,2,3-Trichlorobenzene	0.35	U	1.0	0.35	ug/L			03/07/18 18:41	1
1,2,4-Trichlorobenzene	0.27	U	1.0	0.27	ug/L			03/07/18 18:41	1
1,2-Dibromo-3-Chloropropane	0.23	U	1.0	0.23	ug/L			03/07/18 18:41	1
1,2-Dibromoethane	0.19	U	1.0	0.19	ug/L			03/07/18 18:41	1
1,2-Dichlorobenzene	0.22	U	1.0	0.22	ug/L			03/07/18 18:41	1
1,2-Dichloroethane	0.25	U	1.0	0.25	ug/L			03/07/18 18:41	1
1,2-Dichloropropane	0.18	U	1.0	0.18	ug/L			03/07/18 18:41	1
1,3-Dichlorobenzene	0.33	U	1.0	0.33	ug/L			03/07/18 18:41	1
1,4-Dichlorobenzene	0.33	U	1.0	0.33	ug/L			03/07/18 18:41	1
1,4-Dioxane	8.7	U	50	8.7	ug/L			03/07/18 18:41	1
2-Butanone	2.2	U	5.0	2.2	ug/L			03/07/18 18:41	1
2-Hexanone	0.72	U	5.0	0.72	ug/L			03/07/18 18:41	1
4-Methyl-2-pentanone	0.63	U	5.0	0.63	ug/L			03/07/18 18:41	1
Acetone	**5.0**		5.0	1.1	ug/L			03/07/18 18:41	1
Benzene	0.090	U	1.0	0.090	ug/L			03/07/18 18:41	1
Bromochloromethane	0.30	U	1.0	0.30	ug/L			03/07/18 18:41	1
Bromodichloromethane	0.15	U	1.0	0.15	ug/L			03/07/18 18:41	1
Bromoform	0.18	U	1.0	0.18	ug/L			03/07/18 18:41	1
Bromomethane	0.18	U	1.0	0.18	ug/L			03/07/18 18:41	1
Carbon disulfide	0.22	U	1.0	0.22	ug/L			03/07/18 18:41	1
Carbon tetrachloride	0.33	U	1.0	0.33	ug/L			03/07/18 18:41	1
Chlorobenzene	0.24	U	1.0	0.24	ug/L			03/07/18 18:41	1
Chloroethane	0.37	U	1.0	0.37	ug/L			03/07/18 18:41	1
Chloroform	**0.65**	**J**	1.0	0.22	ug/L			03/07/18 18:41	1
Chloromethane	0.22	U	1.0	0.22	ug/L			03/07/18 18:41	1
cis-1,2-Dichloroethene	0.26	U	1.0	0.26	ug/L			03/07/18 18:41	1

Client Sample ID: MW-503S

Lab Sample ID: 460-151079-11

Date Collected: 02/27/18 08:20

Matrix: Water

Date Received: 02/28/18 13:45

Method: 8260C - Volatile Organic Compounds by GC/MS (Continued)

Analyte	Result	Qualifier	RL	MDL	Unit	D	Prepared	Analyzed	Dil Fac
cis-1,3-Dichloropropene	0.16	U	1.0	0.16	ug/L			03/07/18 18:41	1
Cyclohexane	0.26	U	1.0	0.26	ug/L			03/07/18 18:41	1
Dibromochloromethane	0.22	U	1.0	0.22	ug/L			03/07/18 18:41	1
Dichlorodifluoromethane	0.14	U	1.0	0.14	ug/L			03/07/18 18:41	1
Ethylbenzene	0.30	U	1.0	0.30	ug/L			03/07/18 18:41	1
Freon TF	**0.84**	**J**	1.0	0.34	ug/L			03/07/18 18:41	1
Isopropylbenzene	0.32	U	1.0	0.32	ug/L			03/07/18 18:41	1
m&p-Xylene	0.28	U	1.0	0.28	ug/L			03/07/18 18:41	1
Methyl acetate	0.58	U	5.0	0.58	ug/L			03/07/18 18:41	1
Methylcyclohexane	0.22	U	1.0	0.22	ug/L			03/07/18 18:41	1
Methylene Chloride	**0.52**	**J**	1.0	0.21	ug/L			03/07/18 18:41	1
MTBE	0.13	U	1.0	0.13	ug/L			03/07/18 18:41	1
o-Xylene	0.32	U	1.0	0.32	ug/L			03/07/18 18:41	1
Styrene	0.17	U	1.0	0.17	ug/L			03/07/18 18:41	1
Tetrachloroethene	**0.39**	**J**	1.0	0.12	ug/L			03/07/18 18:41	1
Toluene	0.25	U	1.0	0.25	ug/L			03/07/18 18:41	1
trans-1,2-Dichloroethene	0.18	U	1.0	0.18	ug/L			03/07/18 18:41	1
trans-1,3-Dichloropropene	0.19	U	1.0	0.19	ug/L			03/07/18 18:41	1
Trichloroethene	**0.61**	**J**	1.0	0.22	ug/L			03/07/18 18:41	1
Trichlorofluoromethane	0.15	U	1.0	0.15	ug/L			03/07/18 18:41	1
Vinyl chloride	0.060	U	1.0	0.060	ug/L			03/07/18 18:41	1

Tentatively Identified Compound	*Est. Result*	*Qualifier*	*Unit*	*D*	*RT*	*CAS No.*	*Prepared*	*Analyzed*	*Dil Fac*
Tentatively Identified Compound	*None*		*ug/L*					*03/07/18 18:41*	*1*

Surrogate	*%Recovery*	*Qualifier*	*Limits*	*Prepared*	*Analyzed*	*Dil Fac*
1,2-Dichloroethane-d4 (Surr)	*106*		*70 - 130*		*03/07/18 18:41*	*1*
Bromofluorobenzene	*86*		*70 - 130*		*03/07/18 18:41*	*1*
Dibromofluoromethane (Surr)	*101*		*70 - 130*		*03/07/18 18:41*	*1*
Toluene-d8 (Surr)	*102*		*70 - 130*		*03/07/18 18:41*	*1*

Client Sample ID: MW-503I

Lab Sample ID: 460-151079-12

Date Collected: 02/27/18 08:25

Matrix: Water

Date Received: 02/28/18 13:45

Method: 8260C - Volatile Organic Compounds by GC/MS

Analyte	Result	Qualifier	RL	MDL	Unit	D	Prepared	Analyzed	Dil Fac
1,1,1-Trichloroethane	0.28	U	1.0	0.28	ug/L			03/07/18 19:08	1
1,1,2,2-Tetrachloroethane	0.19	U	1.0	0.19	ug/L			03/07/18 19:08	1
1,1,2-Trichloroethane	0.080	U	1.0	0.080	ug/L			03/07/18 19:08	1
1,1-Dichloroethane	0.24	U	1.0	0.24	ug/L			03/07/18 19:08	1
1,1-Dichloroethene	0.34	U	1.0	0.34	ug/L			03/07/18 19:08	1
1,2,3-Trichlorobenzene	0.35	U	1.0	0.35	ug/L			03/07/18 19:08	1
1,2,4-Trichlorobenzene	0.27	U	1.0	0.27	ug/L			03/07/18 19:08	1
1,2-Dibromo-3-Chloropropane	0.23	U	1.0	0.23	ug/L			03/07/18 19:08	1
1,2-Dibromoethane	0.19	U	1.0	0.19	ug/L			03/07/18 19:08	1
1,2-Dichlorobenzene	0.22	U	1.0	0.22	ug/L			03/07/18 19:08	1
1,2-Dichloroethane	0.25	U	1.0	0.25	ug/L			03/07/18 19:08	1
1,2-Dichloropropane	0.18	U	1.0	0.18	ug/L			03/07/18 19:08	1
1,3-Dichlorobenzene	0.33	U	1.0	0.33	ug/L			03/07/18 19:08	1

Client Sample ID: MW-503I

Date Collected: 02/27/18 08:25
Date Received: 02/28/18 13:45

Lab Sample ID: 460-151079-12

Matrix: Water

Method: 8260C - Volatile Organic Compounds by GC/MS (Continued)

Analyte	Result	Qualifier	RL	MDL	Unit	D	Prepared	Analyzed	Dil Fac
1,4-Dichlorobenzene	0.33	U	1.0	0.33	ug/L			03/07/18 19:08	1
1,4-Dioxane	8.7	U	50	8.7	ug/L			03/07/18 19:08	1
2-Butanone	2.2	U	5.0	2.2	ug/L			03/07/18 19:08	1
2-Hexanone	0.72	U	5.0	0.72	ug/L			03/07/18 19:08	1
4-Methyl-2-pentanone	0.63	U	5.0	0.63	ug/L			03/07/18 19:08	1
Acetone	**4.3**	**J**	5.0	1.1	ug/L			03/07/18 19:08	1
Benzene	0.090	U	1.0	0.090	ug/L			03/07/18 19:08	1
Bromochloromethane	0.30	U	1.0	0.30	ug/L			03/07/18 19:08	1
Bromodichloromethane	0.15	U	1.0	0.15	ug/L			03/07/18 19:08	1
Bromoform	0.18	U	1.0	0.18	ug/L			03/07/18 19:08	1
Bromomethane	0.18	U	1.0	0.18	ug/L			03/07/18 19:08	1
Carbon disulfide	0.22	U	1.0	0.22	ug/L			03/07/18 19:08	1
Carbon tetrachloride	0.33	U	1.0	0.33	ug/L			03/07/18 19:08	1
Chlorobenzene	0.24	U	1.0	0.24	ug/L			03/07/18 19:08	1
Chloroethane	0.37	U	1.0	0.37	ug/L			03/07/18 19:08	1
Chloroform	0.22	U	1.0	0.22	ug/L			03/07/18 19:08	1
Chloromethane	0.22	U	1.0	0.22	ug/L			03/07/18 19:08	1
cis-1,2-Dichloroethene	0.26	U	1.0	0.26	ug/L			03/07/18 19:08	1
cis-1,3-Dichloropropene	0.16	U	1.0	0.16	ug/L			03/07/18 19:08	1
Cyclohexane	0.26	U	1.0	0.26	ug/L			03/07/18 19:08	1
Dibromochloromethane	0.22	U	1.0	0.22	ug/L			03/07/18 19:08	1
Dichlorodifluoromethane	0.14	U	1.0	0.14	ug/L			03/07/18 19:08	1
Ethylbenzene	0.30	U	1.0	0.30	ug/L			03/07/18 19:08	1
Freon TF	0.34	U	1.0	0.34	ug/L			03/07/18 19:08	1
Isopropylbenzene	0.32	U	1.0	0.32	ug/L			03/07/18 19:08	1
m&p-Xylene	0.28	U	1.0	0.28	ug/L			03/07/18 19:08	1
Methyl acetate	0.58	U	5.0	0.58	ug/L			03/07/18 19:08	1
Methylcyclohexane	0.22	U	1.0	0.22	ug/L			03/07/18 19:08	1
Methylene Chloride	**0.72**	**J**	1.0	0.21	ug/L			03/07/18 19:08	1
MTBE	0.13	U	1.0	0.13	ug/L			03/07/18 19:08	1
o-Xylene	0.32	U	1.0	0.32	ug/L			03/07/18 19:08	1
Styrene	0.17	U	1.0	0.17	ug/L			03/07/18 19:08	1
Tetrachloroethene	0.12	U	1.0	0.12	ug/L			03/07/18 19:08	1
Toluene	0.25	U	1.0	0.25	ug/L			03/07/18 19:08	1
trans-1,2-Dichloroethene	0.18	U	1.0	0.18	ug/L			03/07/18 19:08	1
trans-1,3-Dichloropropene	0.19	U	1.0	0.19	ug/L			03/07/18 19:08	1
Trichloroethene	**0.41**	**J**	1.0	0.22	ug/L			03/07/18 19:08	1
Trichlorofluoromethane	0.15	U	1.0	0.15	ug/L			03/07/18 19:08	1
Vinyl chloride	0.060	U	1.0	0.060	ug/L			03/07/18 19:08	1

Tentatively Identified Compound	*Est. Result*	*Qualifier*	*Unit*	*D*	*RT*	*CAS No.*	*Prepared*	*Analyzed*	*Dil Fac*
Tentatively Identified Compound	*None*		*ug/L*					*03/07/18 19:08*	*1*

Surrogate	*%Recovery*	*Qualifier*	*Limits*	*Prepared*	*Analyzed*	*Dil Fac*
1,2-Dichloroethane-d4 (Surr)	*108*		*70 - 130*		*03/07/18 19:08*	*1*
Bromofluorobenzene	*87*		*70 - 130*		*03/07/18 19:08*	*1*
Dibromofluoromethane (Surr)	*102*		*70 - 130*		*03/07/18 19:08*	*1*
Toluene-d8 (Surr)	*103*		*70 - 130*		*03/07/18 19:08*	*1*

Client Sample ID: MW-505S
Date Collected: 02/27/18 14:25
Date Received: 02/28/18 13:45

Lab Sample ID: 460-151079-13
Matrix: Water

Method: 8260C - Volatile Organic Compounds by GC/MS

Analyte	Result	Qualifier	RL	MDL	Unit	D	Prepared	Analyzed	Dil Fac
1,1,1-Trichloroethane	0.28	U	1.0	0.28	ug/L			03/07/18 19:34	1
1,1,2,2-Tetrachloroethane	0.19	U	1.0	0.19	ug/L			03/07/18 19:34	1
1,1,2-Trichloroethane	0.080	U	1.0	0.080	ug/L			03/07/18 19:34	1
1,1-Dichloroethane	0.24	U	1.0	0.24	ug/L			03/07/18 19:34	1
1,1-Dichloroethene	0.34	U	1.0	0.34	ug/L			03/07/18 19:34	1
1,2,3-Trichlorobenzene	0.35	U	1.0	0.35	ug/L			03/07/18 19:34	1
1,2,4-Trichlorobenzene	0.27	U	1.0	0.27	ug/L			03/07/18 19:34	1
1,2-Dibromo-3-Chloropropane	0.23	U	1.0	0.23	ug/L			03/07/18 19:34	1
1,2-Dibromoethane	0.19	U	1.0	0.19	ug/L			03/07/18 19:34	1
1,2-Dichlorobenzene	0.22	U	1.0	0.22	ug/L			03/07/18 19:34	1
1,2-Dichloroethane	0.25	U	1.0	0.25	ug/L			03/07/18 19:34	1
1,2-Dichloropropane	0.18	U	1.0	0.18	ug/L			03/07/18 19:34	1
1,3-Dichlorobenzene	0.33	U	1.0	0.33	ug/L			03/07/18 19:34	1
1,4-Dichlorobenzene	0.33	U	1.0	0.33	ug/L			03/07/18 19:34	1
1,4-Dioxane	8.7	U	50	8.7	ug/L			03/07/18 19:34	1
2-Butanone	2.2	U	5.0	2.2	ug/L			03/07/18 19:34	1
2-Hexanone	0.72	U	5.0	0.72	ug/L			03/07/18 19:34	1
4-Methyl-2-pentanone	0.63	U	5.0	0.63	ug/L			03/07/18 19:34	1
Acetone	**4.2**	**J**	5.0	1.1	ug/L			03/07/18 19:34	1
Benzene	0.090	U	1.0	0.090	ug/L			03/07/18 19:34	1
Bromochloromethane	0.30	U	1.0	0.30	ug/L			03/07/18 19:34	1
Bromodichloromethane	0.15	U	1.0	0.15	ug/L			03/07/18 19:34	1
Bromoform	0.18	U	1.0	0.18	ug/L			03/07/18 19:34	1
Bromomethane	0.18	U	1.0	0.18	ug/L			03/07/18 19:34	1
Carbon disulfide	0.22	U	1.0	0.22	ug/L			03/07/18 19:34	1
Carbon tetrachloride	0.33	U	1.0	0.33	ug/L			03/07/18 19:34	1
Chlorobenzene	0.24	U	1.0	0.24	ug/L			03/07/18 19:34	1
Chloroethane	0.37	U	1.0	0.37	ug/L			03/07/18 19:34	1
Chloroform	**1.2**		1.0	0.22	ug/L			03/07/18 19:34	1
Chloromethane	0.22	U	1.0	0.22	ug/L			03/07/18 19:34	1
cis-1,2-Dichloroethene	0.26	U	1.0	0.26	ug/L			03/07/18 19:34	1
cis-1,3-Dichloropropene	0.16	U	1.0	0.16	ug/L			03/07/18 19:34	1
Cyclohexane	0.26	U	1.0	0.26	ug/L			03/07/18 19:34	1
Dibromochloromethane	0.22	U	1.0	0.22	ug/L			03/07/18 19:34	1
Dichlorodifluoromethane	0.14	U	1.0	0.14	ug/L			03/07/18 19:34	1
Ethylbenzene	0.30	U	1.0	0.30	ug/L			03/07/18 19:34	1
Freon TF	0.34	U	1.0	0.34	ug/L			03/07/18 19:34	1
Isopropylbenzene	0.32	U	1.0	0.32	ug/L			03/07/18 19:34	1
m&p-Xylene	0.28	U	1.0	0.28	ug/L			03/07/18 19:34	1
Methyl acetate	0.58	U	5.0	0.58	ug/L			03/07/18 19:34	1
Methylcyclohexane	0.22	U	1.0	0.22	ug/L			03/07/18 19:34	1
Methylene Chloride	**0.58**	**J**	1.0	0.21	ug/L			03/07/18 19:34	1
MTBE	0.13	U	1.0	0.13	ug/L			03/07/18 19:34	1
o-Xylene	0.32	U	1.0	0.32	ug/L			03/07/18 19:34	1
Styrene	0.17	U	1.0	0.17	ug/L			03/07/18 19:34	1
Tetrachloroethene	0.12	U	1.0	0.12	ug/L			03/07/18 19:34	1
Toluene	0.25	U	1.0	0.25	ug/L			03/07/18 19:34	1
trans-1,2-Dichloroethene	0.18	U	1.0	0.18	ug/L			03/07/18 19:34	1
trans-1,3-Dichloropropene	0.19	U	1.0	0.19	ug/L			03/07/18 19:34	1

Client Sample ID: MW-505S

Lab Sample ID: 460-151079-13

Date Collected: 02/27/18 14:25
Matrix: Water
Date Received: 02/28/18 13:45

Method: 8260C - Volatile Organic Compounds by GC/MS (Continued)

Analyte	Result	Qualifier	RL	MDL	Unit	D	Prepared	Analyzed	Dil Fac
Trichloroethene	0.22	U	1.0	0.22	ug/L			03/07/18 19:34	1
Trichlorofluoromethane	0.15	U	1.0	0.15	ug/L			03/07/18 19:34	1
Vinyl chloride	0.060	U	1.0	0.060	ug/L			03/07/18 19:34	1

Tentatively Identified Compound	*Est. Result*	*Qualifier*	*Unit*	*D*	*RT*	*CAS No.*	*Prepared*	*Analyzed*	*Dil Fac*
Tentatively Identified Compound	*None*		*ug/L*					*03/07/18 19:34*	*1*

Surrogate	*%Recovery*	*Qualifier*	*Limits*	*Prepared*	*Analyzed*	*Dil Fac*
1,2-Dichloroethane-d4 (Surr)	*106*		*70 - 130*		*03/07/18 19:34*	*1*
Bromofluorobenzene	*89*		*70 - 130*		*03/07/18 19:34*	*1*
Dibromofluoromethane (Surr)	*101*		*70 - 130*		*03/07/18 19:34*	*1*
Toluene-d8 (Surr)	*103*		*70 - 130*		*03/07/18 19:34*	*1*

Client Sample ID: MW-505I

Lab Sample ID: 460-151079-14

Date Collected: 02/27/18 14:30
Matrix: Water
Date Received: 02/28/18 13:45

Method: 8260C - Volatile Organic Compounds by GC/MS

Analyte	Result	Qualifier	RL	MDL	Unit	D	Prepared	Analyzed	Dil Fac
1,1,1-Trichloroethane	0.28	U	1.0	0.28	ug/L			03/07/18 20:01	1
1,1,2,2-Tetrachloroethane	0.19	U	1.0	0.19	ug/L			03/07/18 20:01	1
1,1,2-Trichloroethane	0.080	U	1.0	0.080	ug/L			03/07/18 20:01	1
1,1-Dichloroethane	0.24	U	1.0	0.24	ug/L			03/07/18 20:01	1
1,1-Dichloroethene	0.34	U	1.0	0.34	ug/L			03/07/18 20:01	1
1,2,3-Trichlorobenzene	0.35	U	1.0	0.35	ug/L			03/07/18 20:01	1
1,2,4-Trichlorobenzene	0.27	U	1.0	0.27	ug/L			03/07/18 20:01	1
1,2-Dibromo-3-Chloropropane	0.23	U	1.0	0.23	ug/L			03/07/18 20:01	1
1,2-Dibromoethane	0.19	U	1.0	0.19	ug/L			03/07/18 20:01	1
1,2-Dichlorobenzene	0.22	U	1.0	0.22	ug/L			03/07/18 20:01	1
1,2-Dichloroethane	0.25	U	1.0	0.25	ug/L			03/07/18 20:01	1
1,2-Dichloropropane	0.18	U	1.0	0.18	ug/L			03/07/18 20:01	1
1,3-Dichlorobenzene	0.33	U	1.0	0.33	ug/L			03/07/18 20:01	1
1,4-Dichlorobenzene	0.33	U	1.0	0.33	ug/L			03/07/18 20:01	1
1,4-Dioxane	8.7	U	50	8.7	ug/L			03/07/18 20:01	1
2-Butanone	2.2	U	5.0	2.2	ug/L			03/07/18 20:01	1
2-Hexanone	0.72	U	5.0	0.72	ug/L			03/07/18 20:01	1
4-Methyl-2-pentanone	0.63	U	5.0	0.63	ug/L			03/07/18 20:01	1
Acetone	**5.9**		5.0	1.1	ug/L			03/07/18 20:01	1
Benzene	0.090	U	1.0	0.090	ug/L			03/07/18 20:01	1
Bromochloromethane	0.30	U	1.0	0.30	ug/L			03/07/18 20:01	1
Bromodichloromethane	0.15	U	1.0	0.15	ug/L			03/07/18 20:01	1
Bromoform	0.18	U	1.0	0.18	ug/L			03/07/18 20:01	1
Bromomethane	0.18	U	1.0	0.18	ug/L			03/07/18 20:01	1
Carbon disulfide	0.22	U	1.0	0.22	ug/L			03/07/18 20:01	1
Carbon tetrachloride	0.33	U	1.0	0.33	ug/L			03/07/18 20:01	1
Chlorobenzene	0.24	U	1.0	0.24	ug/L			03/07/18 20:01	1
Chloroethane	0.37	U	1.0	0.37	ug/L			03/07/18 20:01	1
Chloroform	**0.95**	**J**	1.0	0.22	ug/L			03/07/18 20:01	1
Chloromethane	0.22	U	1.0	0.22	ug/L			03/07/18 20:01	1
cis-1,2-Dichloroethene	0.26	U	1.0	0.26	ug/L			03/07/18 20:01	1

Client Sample ID: MW-505I

Date Collected: 02/27/18 14:30
Date Received: 02/28/18 13:45

Lab Sample ID: 460-151079-14

Matrix: Water

Method: 8260C - Volatile Organic Compounds by GC/MS (Continued)

Analyte	Result	Qualifier	RL	MDL	Unit	D	Prepared	Analyzed	Dil Fac
cis-1,3-Dichloropropene	0.16	U	1.0	0.16	ug/L			03/07/18 20:01	1
Cyclohexane	0.26	U	1.0	0.26	ug/L			03/07/18 20:01	1
Dibromochloromethane	0.22	U	1.0	0.22	ug/L			03/07/18 20:01	1
Dichlorodifluoromethane	0.14	U	1.0	0.14	ug/L			03/07/18 20:01	1
Ethylbenzene	0.30	U	1.0	0.30	ug/L			03/07/18 20:01	1
Freon TF	0.34	U	1.0	0.34	ug/L			03/07/18 20:01	1
Isopropylbenzene	0.32	U	1.0	0.32	ug/L			03/07/18 20:01	1
m&p-Xylene	0.28	U	1.0	0.28	ug/L			03/07/18 20:01	1
Methyl acetate	0.58	U	5.0	0.58	ug/L			03/07/18 20:01	1
Methylcyclohexane	0.22	U	1.0	0.22	ug/L			03/07/18 20:01	1
Methylene Chloride	**0.39**	**J**	1.0	0.21	ug/L			03/07/18 20:01	1
MTBE	0.13	U	1.0	0.13	ug/L			03/07/18 20:01	1
o-Xylene	0.32	U	1.0	0.32	ug/L			03/07/18 20:01	1
Styrene	0.17	U	1.0	0.17	ug/L			03/07/18 20:01	1
Tetrachloroethene	0.12	U	1.0	0.12	ug/L			03/07/18 20:01	1
Toluene	0.25	U	1.0	0.25	ug/L			03/07/18 20:01	1
trans-1,2-Dichloroethene	0.18	U	1.0	0.18	ug/L			03/07/18 20:01	1
trans-1,3-Dichloropropene	0.19	U	1.0	0.19	ug/L			03/07/18 20:01	1
Trichloroethene	0.22	U	1.0	0.22	ug/L			03/07/18 20:01	1
Trichlorofluoromethane	0.15	U	1.0	0.15	ug/L			03/07/18 20:01	1
Vinyl chloride	0.060	U	1.0	0.060	ug/L			03/07/18 20:01	1

Tentatively Identified Compound	*Est. Result*	*Qualifier*	*Unit*	*D*	*RT*	*CAS No.*	*Prepared*	*Analyzed*	*Dil Fac*
Tentatively Identified Compound	*None*		*ug/L*					*03/07/18 20:01*	*1*

Surrogate	*%Recovery*	*Qualifier*	*Limits*	*Prepared*	*Analyzed*	*Dil Fac*
1,2-Dichloroethane-d4 (Surr)	*108*		*70 - 130*		*03/07/18 20:01*	*1*
Bromofluorobenzene	*89*		*70 - 130*		*03/07/18 20:01*	*1*
Dibromofluoromethane (Surr)	*104*		*70 - 130*		*03/07/18 20:01*	*1*
Toluene-d8 (Surr)	*104*		*70 - 130*		*03/07/18 20:01*	*1*

Client Sample ID: MW-506S

Date Collected: 02/27/18 08:45
Date Received: 02/28/18 13:45

Lab Sample ID: 460-151079-15

Matrix: Water

Method: 8260C - Volatile Organic Compounds by GC/MS

Analyte	Result	Qualifier	RL	MDL	Unit	D	Prepared	Analyzed	Dil Fac
1,1,1-Trichloroethane	0.28	U	1.0	0.28	ug/L			03/07/18 20:27	1
1,1,2,2-Tetrachloroethane	0.19	U	1.0	0.19	ug/L			03/07/18 20:27	1
1,1,2-Trichloroethane	0.080	U	1.0	0.080	ug/L			03/07/18 20:27	1
1,1-Dichloroethane	0.24	U	1.0	0.24	ug/L			03/07/18 20:27	1
1,1-Dichloroethene	0.34	U	1.0	0.34	ug/L			03/07/18 20:27	1
1,2,3-Trichlorobenzene	0.35	U	1.0	0.35	ug/L			03/07/18 20:27	1
1,2,4-Trichlorobenzene	0.27	U	1.0	0.27	ug/L			03/07/18 20:27	1
1,2-Dibromo-3-Chloropropane	0.23	U	1.0	0.23	ug/L			03/07/18 20:27	1
1,2-Dibromoethane	0.19	U	1.0	0.19	ug/L			03/07/18 20:27	1
1,2-Dichlorobenzene	0.22	U	1.0	0.22	ug/L			03/07/18 20:27	1
1,2-Dichloroethane	0.25	U	1.0	0.25	ug/L			03/07/18 20:27	1
1,2-Dichloropropane	0.18	U	1.0	0.18	ug/L			03/07/18 20:27	1
1,3-Dichlorobenzene	0.33	U	1.0	0.33	ug/L			03/07/18 20:27	1

Client Sample ID: MW-506S

Date Collected: 02/27/18 08:45
Date Received: 02/28/18 13:45

Lab Sample ID: 460-151079-15

Matrix: Water

Method: 8260C - Volatile Organic Compounds by GC/MS (Continued)

Analyte	Result	Qualifier	RL	MDL	Unit	D	Prepared	Analyzed	Dil Fac
1,4-Dichlorobenzene	0.33	U	1.0	0.33	ug/L			03/07/18 20:27	1
1,4-Dioxane	8.7	U	50	8.7	ug/L			03/07/18 20:27	1
2-Butanone	2.2	U	5.0	2.2	ug/L			03/07/18 20:27	1
2-Hexanone	0.72	U	5.0	0.72	ug/L			03/07/18 20:27	1
4-Methyl-2-pentanone	0.63	U	5.0	0.63	ug/L			03/07/18 20:27	1
Acetone	**5.0**		5.0	1.1	ug/L			03/07/18 20:27	1
Benzene	0.090	U	1.0	0.090	ug/L			03/07/18 20:27	1
Bromochloromethane	0.30	U	1.0	0.30	ug/L			03/07/18 20:27	1
Bromodichloromethane	0.15	U	1.0	0.15	ug/L			03/07/18 20:27	1
Bromoform	0.18	U	1.0	0.18	ug/L			03/07/18 20:27	1
Bromomethane	0.18	U	1.0	0.18	ug/L			03/07/18 20:27	1
Carbon disulfide	0.22	U	1.0	0.22	ug/L			03/07/18 20:27	1
Carbon tetrachloride	0.33	U	1.0	0.33	ug/L			03/07/18 20:27	1
Chlorobenzene	0.24	U	1.0	0.24	ug/L			03/07/18 20:27	1
Chloroethane	0.37	U	1.0	0.37	ug/L			03/07/18 20:27	1
Chloroform	**0.44**	**J**	1.0	0.22	ug/L			03/07/18 20:27	1
Chloromethane	0.22	U	1.0	0.22	ug/L			03/07/18 20:27	1
cis-1,2-Dichloroethene	0.26	U	1.0	0.26	ug/L			03/07/18 20:27	1
cis-1,3-Dichloropropene	0.16	U	1.0	0.16	ug/L			03/07/18 20:27	1
Cyclohexane	0.26	U	1.0	0.26	ug/L			03/07/18 20:27	1
Dibromochloromethane	0.22	U	1.0	0.22	ug/L			03/07/18 20:27	1
Dichlorodifluoromethane	0.14	U	1.0	0.14	ug/L			03/07/18 20:27	1
Ethylbenzene	0.30	U	1.0	0.30	ug/L			03/07/18 20:27	1
Freon TF	0.34	U	1.0	0.34	ug/L			03/07/18 20:27	1
Isopropylbenzene	0.32	U	1.0	0.32	ug/L			03/07/18 20:27	1
m&p-Xylene	0.28	U	1.0	0.28	ug/L			03/07/18 20:27	1
Methyl acetate	0.58	U	5.0	0.58	ug/L			03/07/18 20:27	1
Methylcyclohexane	0.22	U	1.0	0.22	ug/L			03/07/18 20:27	1
Methylene Chloride	**0.69**	**J**	1.0	0.21	ug/L			03/07/18 20:27	1
MTBE	0.13	U	1.0	0.13	ug/L			03/07/18 20:27	1
o-Xylene	0.32	U	1.0	0.32	ug/L			03/07/18 20:27	1
Styrene	0.17	U	1.0	0.17	ug/L			03/07/18 20:27	1
Tetrachloroethene	0.12	U	1.0	0.12	ug/L			03/07/18 20:27	1
Toluene	0.25	U	1.0	0.25	ug/L			03/07/18 20:27	1
trans-1,2-Dichloroethene	0.18	U	1.0	0.18	ug/L			03/07/18 20:27	1
trans-1,3-Dichloropropene	0.19	U	1.0	0.19	ug/L			03/07/18 20:27	1
Trichloroethene	0.22	U	1.0	0.22	ug/L			03/07/18 20:27	1
Trichlorofluoromethane	0.15	U	1.0	0.15	ug/L			03/07/18 20:27	1
Vinyl chloride	0.060	U	1.0	0.060	ug/L			03/07/18 20:27	1

Tentatively Identified Compound	*Est. Result*	*Qualifier*	*Unit*	*D*	*RT*	*CAS No.*	*Prepared*	*Analyzed*	*Dil Fac*
Tentatively Identified Compound	*None*		*ug/L*					*03/07/18 20:27*	*1*

Surrogate	*%Recovery*	*Qualifier*	*Limits*	*Prepared*	*Analyzed*	*Dil Fac*
1,2-Dichloroethane-d4 (Surr)	*109*		*70 - 130*		*03/07/18 20:27*	*1*
Bromofluorobenzene	*91*		*70 - 130*		*03/07/18 20:27*	*1*
Dibromofluoromethane (Surr)	*105*		*70 - 130*		*03/07/18 20:27*	*1*
Toluene-d8 (Surr)	*105*		*70 - 130*		*03/07/18 20:27*	*1*

Client Sample ID: MW-506I

Date Collected: 02/27/18 08:50
Date Received: 02/28/18 13:45

Lab Sample ID: 460-151079-16

Matrix: Water

Method: 8260C - Volatile Organic Compounds by GC/MS

Analyte	Result	Qualifier	RL	MDL	Unit	D	Prepared	Analyzed	Dil Fac
1,1,1-Trichloroethane	0.28	U	1.0	0.28	ug/L			03/09/18 12:36	1
1,1,2,2-Tetrachloroethane	0.19	U	1.0	0.19	ug/L			03/09/18 12:36	1
1,1,2-Trichloroethane	0.080	U	1.0	0.080	ug/L			03/09/18 12:36	1
1,1-Dichloroethane	0.24	U	1.0	0.24	ug/L			03/09/18 12:36	1
1,1-Dichloroethene	0.34	U	1.0	0.34	ug/L			03/09/18 12:36	1
1,2,3-Trichlorobenzene	0.35	U	1.0	0.35	ug/L			03/09/18 12:36	1
1,2,4-Trichlorobenzene	0.27	U	1.0	0.27	ug/L			03/09/18 12:36	1
1,2-Dibromo-3-Chloropropane	0.23	U	1.0	0.23	ug/L			03/09/18 12:36	1
1,2-Dibromoethane	0.19	U	1.0	0.19	ug/L			03/09/18 12:36	1
1,2-Dichlorobenzene	0.22	U	1.0	0.22	ug/L			03/09/18 12:36	1
1,2-Dichloroethane	0.25	U	1.0	0.25	ug/L			03/09/18 12:36	1
1,2-Dichloropropane	0.18	U	1.0	0.18	ug/L			03/09/18 12:36	1
1,3-Dichlorobenzene	0.33	U	1.0	0.33	ug/L			03/09/18 12:36	1
1,4-Dichlorobenzene	0.33	U	1.0	0.33	ug/L			03/09/18 12:36	1
1,4-Dioxane	8.7	U	50	8.7	ug/L			03/09/18 12:36	1
2-Butanone	2.2	U	5.0	2.2	ug/L			03/09/18 12:36	1
2-Hexanone	0.72	U	5.0	0.72	ug/L			03/09/18 12:36	1
4-Methyl-2-pentanone	0.63	U	5.0	0.63	ug/L			03/09/18 12:36	1
Acetone	1.1	U	5.0	1.1	ug/L			03/09/18 12:36	1
Benzene	0.090	U	1.0	0.090	ug/L			03/09/18 12:36	1
Bromochloromethane	0.30	U	1.0	0.30	ug/L			03/09/18 12:36	1
Bromodichloromethane	0.15	U	1.0	0.15	ug/L			03/09/18 12:36	1
Bromoform	0.18	U	1.0	0.18	ug/L			03/09/18 12:36	1
Bromomethane	0.18	U	1.0	0.18	ug/L			03/09/18 12:36	1
Carbon disulfide	0.22	U	1.0	0.22	ug/L			03/09/18 12:36	1
Carbon tetrachloride	0.33	U	1.0	0.33	ug/L			03/09/18 12:36	1
Chlorobenzene	0.24	U	1.0	0.24	ug/L			03/09/18 12:36	1
Chloroethane	0.37	U	1.0	0.37	ug/L			03/09/18 12:36	1
Chloroform	**1.1**		1.0	0.22	ug/L			03/09/18 12:36	1
Chloromethane	0.22	U	1.0	0.22	ug/L			03/09/18 12:36	1
cis-1,2-Dichloroethene	0.26	U	1.0	0.26	ug/L			03/09/18 12:36	1
cis-1,3-Dichloropropene	0.16	U	1.0	0.16	ug/L			03/09/18 12:36	1
Cyclohexane	0.26	U	1.0	0.26	ug/L			03/09/18 12:36	1
Dibromochloromethane	0.22	U	1.0	0.22	ug/L			03/09/18 12:36	1
Dichlorodifluoromethane	0.14	U	1.0	0.14	ug/L			03/09/18 12:36	1
Ethylbenzene	0.30	U	1.0	0.30	ug/L			03/09/18 12:36	1
Freon TF	**0.51**	**J**	1.0	0.34	ug/L			03/09/18 12:36	1
Isopropylbenzene	0.32	U	1.0	0.32	ug/L			03/09/18 12:36	1
m&p-Xylene	0.28	U	1.0	0.28	ug/L			03/09/18 12:36	1
Methyl acetate	0.58	U	5.0	0.58	ug/L			03/09/18 12:36	1
Methylcyclohexane	0.22	U	1.0	0.22	ug/L			03/09/18 12:36	1
Methylene Chloride	**0.73**	**J**	1.0	0.21	ug/L			03/09/18 12:36	1
MTBE	0.13	U	1.0	0.13	ug/L			03/09/18 12:36	1
o-Xylene	0.32	U	1.0	0.32	ug/L			03/09/18 12:36	1
Styrene	0.17	U	1.0	0.17	ug/L			03/09/18 12:36	1
Tetrachloroethene	**0.58**	**J**	1.0	0.12	ug/L			03/09/18 12:36	1
Toluene	0.25	U	1.0	0.25	ug/L			03/09/18 12:36	1
trans-1,2-Dichloroethene	0.18	U	1.0	0.18	ug/L			03/09/18 12:36	1
trans-1,3-Dichloropropene	0.19	U	1.0	0.19	ug/L			03/09/18 12:36	1

Client Sample ID: MW-506I

Date Collected: 02/27/18 08:50
Date Received: 02/28/18 13:45

Lab Sample ID: 460-151079-16

Matrix: Water

Method: 8260C - Volatile Organic Compounds by GC/MS (Continued)

Analyte	Result	Qualifier	RL	MDL	Unit	D	Prepared	Analyzed	Dil Fac
Trichloroethene	**1.1**		1.0	0.22	ug/L			03/09/18 12:36	1
Trichlorofluoromethane	0.15	U	1.0	0.15	ug/L			03/09/18 12:36	1
Vinyl chloride	0.060	U	1.0	0.060	ug/L			03/09/18 12:36	1

Tentatively Identified Compound	*Est. Result*	*Qualifier*	*Unit*	*D*	*RT*	*CAS No.*	*Prepared*	*Analyzed*	*Dil Fac*
Tentatively Identified Compound	*None*		*ug/L*					*03/09/18 12:36*	*1*

Surrogate	*%Recovery*	*Qualifier*	*Limits*	*Prepared*	*Analyzed*	*Dil Fac*
1,2-Dichloroethane-d4 (Surr)	*98*		*70 - 130*		*03/09/18 12:36*	*1*
Bromofluorobenzene	*98*		*70 - 130*		*03/09/18 12:36*	*1*
Dibromofluoromethane (Surr)	*105*		*70 - 130*		*03/09/18 12:36*	*1*
Toluene-d8 (Surr)	*98*		*70 - 130*		*03/09/18 12:36*	*1*

Client Sample ID: MW-507S

Date Collected: 02/27/18 09:00
Date Received: 02/28/18 13:45

Lab Sample ID: 460-151079-17

Matrix: Water

Method: 8260C - Volatile Organic Compounds by GC/MS

Analyte	Result	Qualifier	RL	MDL	Unit	D	Prepared	Analyzed	Dil Fac
1,1,1-Trichloroethane	0.28	U	1.0	0.28	ug/L			03/09/18 12:59	1
1,1,2,2-Tetrachloroethane	0.19	U	1.0	0.19	ug/L			03/09/18 12:59	1
1,1,2-Trichloroethane	0.080	U	1.0	0.080	ug/L			03/09/18 12:59	1
1,1-Dichloroethane	0.24	U	1.0	0.24	ug/L			03/09/18 12:59	1
1,1-Dichloroethene	0.34	U	1.0	0.34	ug/L			03/09/18 12:59	1
1,2,3-Trichlorobenzene	0.35	U	1.0	0.35	ug/L			03/09/18 12:59	1
1,2,4-Trichlorobenzene	0.27	U	1.0	0.27	ug/L			03/09/18 12:59	1
1,2-Dibromo-3-Chloropropane	0.23	U	1.0	0.23	ug/L			03/09/18 12:59	1
1,2-Dibromoethane	0.19	U	1.0	0.19	ug/L			03/09/18 12:59	1
1,2-Dichlorobenzene	0.22	U	1.0	0.22	ug/L			03/09/18 12:59	1
1,2-Dichloroethane	0.25	U	1.0	0.25	ug/L			03/09/18 12:59	1
1,2-Dichloropropane	0.18	U	1.0	0.18	ug/L			03/09/18 12:59	1
1,3-Dichlorobenzene	0.33	U	1.0	0.33	ug/L			03/09/18 12:59	1
1,4-Dichlorobenzene	0.33	U	1.0	0.33	ug/L			03/09/18 12:59	1
1,4-Dioxane	8.7	U	50	8.7	ug/L			03/09/18 12:59	1
2-Butanone	2.2	U	5.0	2.2	ug/L			03/09/18 12:59	1
2-Hexanone	0.72	U	5.0	0.72	ug/L			03/09/18 12:59	1
4-Methyl-2-pentanone	0.63	U	5.0	0.63	ug/L			03/09/18 12:59	1
Acetone	1.1	U	5.0	1.1	ug/L			03/09/18 12:59	1
Benzene	0.090	U	1.0	0.090	ug/L			03/09/18 12:59	1
Bromochloromethane	0.30	U	1.0	0.30	ug/L			03/09/18 12:59	1
Bromodichloromethane	0.15	U	1.0	0.15	ug/L			03/09/18 12:59	1
Bromoform	0.18	U	1.0	0.18	ug/L			03/09/18 12:59	1
Bromomethane	0.18	U	1.0	0.18	ug/L			03/09/18 12:59	1
Carbon disulfide	0.22	U	1.0	0.22	ug/L			03/09/18 12:59	1
Carbon tetrachloride	0.33	U	1.0	0.33	ug/L			03/09/18 12:59	1
Chlorobenzene	0.24	U	1.0	0.24	ug/L			03/09/18 12:59	1
Chloroethane	0.37	U	1.0	0.37	ug/L			03/09/18 12:59	1
Chloroform	**0.80**	**J**	1.0	0.22	ug/L			03/09/18 12:59	1
Chloromethane	0.22	U	1.0	0.22	ug/L			03/09/18 12:59	1
cis-1,2-Dichloroethene	0.26	U	1.0	0.26	ug/L			03/09/18 12:59	1

Client Sample ID: MW-507S

Date Collected: 02/27/18 09:00
Date Received: 02/28/18 13:45

Lab Sample ID: 460-151079-17

Matrix: Water

Method: 8260C - Volatile Organic Compounds by GC/MS (Continued)

Analyte	Result	Qualifier	RL	MDL	Unit	D	Prepared	Analyzed	Dil Fac
cis-1,3-Dichloropropene	0.16	U	1.0	0.16	ug/L			03/09/18 12:59	1
Cyclohexane	0.26	U	1.0	0.26	ug/L			03/09/18 12:59	1
Dibromochloromethane	0.22	U	1.0	0.22	ug/L			03/09/18 12:59	1
Dichlorodifluoromethane	0.14	U	1.0	0.14	ug/L			03/09/18 12:59	1
Ethylbenzene	0.30	U	1.0	0.30	ug/L			03/09/18 12:59	1
Freon TF	0.34	U	1.0	0.34	ug/L			03/09/18 12:59	1
Isopropylbenzene	0.32	U	1.0	0.32	ug/L			03/09/18 12:59	1
m&p-Xylene	0.28	U	1.0	0.28	ug/L			03/09/18 12:59	1
Methyl acetate	0.58	U	5.0	0.58	ug/L			03/09/18 12:59	1
Methylcyclohexane	0.22	U	1.0	0.22	ug/L			03/09/18 12:59	1
Methylene Chloride	**0.57**	**J**	1.0	0.21	ug/L			03/09/18 12:59	1
MTBE	0.13	U	1.0	0.13	ug/L			03/09/18 12:59	1
o-Xylene	0.32	U	1.0	0.32	ug/L			03/09/18 12:59	1
Styrene	0.17	U	1.0	0.17	ug/L			03/09/18 12:59	1
Tetrachloroethene	0.12	U	1.0	0.12	ug/L			03/09/18 12:59	1
Toluene	0.25	U	1.0	0.25	ug/L			03/09/18 12:59	1
trans-1,2-Dichloroethene	0.18	U	1.0	0.18	ug/L			03/09/18 12:59	1
trans-1,3-Dichloropropene	0.19	U	1.0	0.19	ug/L			03/09/18 12:59	1
Trichloroethene	**0.72**	**J**	1.0	0.22	ug/L			03/09/18 12:59	1
Trichlorofluoromethane	0.15	U	1.0	0.15	ug/L			03/09/18 12:59	1
Vinyl chloride	0.060	U	1.0	0.060	ug/L			03/09/18 12:59	1

Tentatively Identified Compound	*Est. Result*	*Qualifier*	*Unit*	*D*	*RT*	*CAS No.*	*Prepared*	*Analyzed*	*Dil Fac*
Tentatively Identified Compound	*None*		*ug/L*					*03/09/18 12:59*	*1*

Surrogate	*%Recovery*	*Qualifier*	*Limits*	*Prepared*	*Analyzed*	*Dil Fac*
1,2-Dichloroethane-d4 (Surr)	*97*		*70 - 130*		*03/09/18 12:59*	*1*
Bromofluorobenzene	*103*		*70 - 130*		*03/09/18 12:59*	*1*
Dibromofluoromethane (Surr)	*104*		*70 - 130*		*03/09/18 12:59*	*1*
Toluene-d8 (Surr)	*96*		*70 - 130*		*03/09/18 12:59*	*1*

Client Sample ID: MW-507I

Date Collected: 02/27/18 09:05
Date Received: 02/28/18 13:45

Lab Sample ID: 460-151079-18

Matrix: Water

Method: 8260C - Volatile Organic Compounds by GC/MS

Analyte	Result	Qualifier	RL	MDL	Unit	D	Prepared	Analyzed	Dil Fac
1,1,1-Trichloroethane	0.28	U	1.0	0.28	ug/L			03/09/18 13:23	1
1,1,2,2-Tetrachloroethane	0.19	U	1.0	0.19	ug/L			03/09/18 13:23	1
1,1,2-Trichloroethane	0.080	U	1.0	0.080	ug/L			03/09/18 13:23	1
1,1-Dichloroethane	0.24	U	1.0	0.24	ug/L			03/09/18 13:23	1
1,1-Dichloroethene	0.34	U	1.0	0.34	ug/L			03/09/18 13:23	1
1,2,3-Trichlorobenzene	0.35	U	1.0	0.35	ug/L			03/09/18 13:23	1
1,2,4-Trichlorobenzene	0.27	U	1.0	0.27	ug/L			03/09/18 13:23	1
1,2-Dibromo-3-Chloropropane	0.23	U	1.0	0.23	ug/L			03/09/18 13:23	1
1,2-Dibromoethane	0.19	U	1.0	0.19	ug/L			03/09/18 13:23	1
1,2-Dichlorobenzene	0.22	U	1.0	0.22	ug/L			03/09/18 13:23	1
1,2-Dichloroethane	0.25	U	1.0	0.25	ug/L			03/09/18 13:23	1
1,2-Dichloropropane	0.18	U	1.0	0.18	ug/L			03/09/18 13:23	1
1,3-Dichlorobenzene	0.33	U	1.0	0.33	ug/L			03/09/18 13:23	1

Client Sample ID: MW-507I
Date Collected: 02/27/18 09:05
Date Received: 02/28/18 13:45

Lab Sample ID: 460-151079-18
Matrix: Water

Method: 8260C - Volatile Organic Compounds by GC/MS (Continued)

Analyte	Result	Qualifier	RL	MDL	Unit	D	Prepared	Analyzed	Dil Fac
1,4-Dichlorobenzene	0.33	U	1.0	0.33	ug/L			03/09/18 13:23	1
1,4-Dioxane	8.7	U	50	8.7	ug/L			03/09/18 13:23	1
2-Butanone	2.2	U	5.0	2.2	ug/L			03/09/18 13:23	1
2-Hexanone	0.72	U	5.0	0.72	ug/L			03/09/18 13:23	1
4-Methyl-2-pentanone	0.63	U	5.0	0.63	ug/L			03/09/18 13:23	1
Acetone	1.1	U	5.0	1.1	ug/L			03/09/18 13:23	1
Benzene	0.090	U	1.0	0.090	ug/L			03/09/18 13:23	1
Bromochloromethane	0.30	U	1.0	0.30	ug/L			03/09/18 13:23	1
Bromodichloromethane	0.15	U	1.0	0.15	ug/L			03/09/18 13:23	1
Bromoform	0.18	U	1.0	0.18	ug/L			03/09/18 13:23	1
Bromomethane	0.18	U	1.0	0.18	ug/L			03/09/18 13:23	1
Carbon disulfide	0.22	U	1.0	0.22	ug/L			03/09/18 13:23	1
Carbon tetrachloride	0.33	U	1.0	0.33	ug/L			03/09/18 13:23	1
Chlorobenzene	0.24	U	1.0	0.24	ug/L			03/09/18 13:23	1
Chloroethane	0.37	U	1.0	0.37	ug/L			03/09/18 13:23	1
Chloroform	**1.1**		1.0	0.22	ug/L			03/09/18 13:23	1
Chloromethane	0.22	U	1.0	0.22	ug/L			03/09/18 13:23	1
cis-1,2-Dichloroethene	0.26	U	1.0	0.26	ug/L			03/09/18 13:23	1
cis-1,3-Dichloropropene	0.16	U	1.0	0.16	ug/L			03/09/18 13:23	1
Cyclohexane	0.26	U	1.0	0.26	ug/L			03/09/18 13:23	1
Dibromochloromethane	0.22	U	1.0	0.22	ug/L			03/09/18 13:23	1
Dichlorodifluoromethane	0.14	U	1.0	0.14	ug/L			03/09/18 13:23	1
Ethylbenzene	0.30	U	1.0	0.30	ug/L			03/09/18 13:23	1
Freon TF	0.34	U	1.0	0.34	ug/L			03/09/18 13:23	1
Isopropylbenzene	0.32	U	1.0	0.32	ug/L			03/09/18 13:23	1
m&p-Xylene	0.28	U	1.0	0.28	ug/L			03/09/18 13:23	1
Methyl acetate	0.58	U	5.0	0.58	ug/L			03/09/18 13:23	1
Methylcyclohexane	0.22	U	1.0	0.22	ug/L			03/09/18 13:23	1
Methylene Chloride	**0.79**	**J**	1.0	0.21	ug/L			03/09/18 13:23	1
MTBE	0.13	U	1.0	0.13	ug/L			03/09/18 13:23	1
o-Xylene	0.32	U	1.0	0.32	ug/L			03/09/18 13:23	1
Styrene	0.17	U	1.0	0.17	ug/L			03/09/18 13:23	1
Tetrachloroethene	**0.31**	**J**	1.0	0.12	ug/L			03/09/18 13:23	1
Toluene	0.25	U	1.0	0.25	ug/L			03/09/18 13:23	1
trans-1,2-Dichloroethene	0.18	U	1.0	0.18	ug/L			03/09/18 13:23	1
trans-1,3-Dichloropropene	0.19	U	1.0	0.19	ug/L			03/09/18 13:23	1
Trichloroethene	**0.73**	**J**	1.0	0.22	ug/L			03/09/18 13:23	1
Trichlorofluoromethane	0.15	U	1.0	0.15	ug/L			03/09/18 13:23	1
Vinyl chloride	0.060	U	1.0	0.060	ug/L			03/09/18 13:23	1

Tentatively Identified Compound	*Est. Result*	*Qualifier*	*Unit*	*D*	*RT*	*CAS No.*	*Prepared*	*Analyzed*	*Dil Fac*
Tentatively Identified Compound	*None*		*ug/L*					*03/09/18 13:23*	*1*

Surrogate	*%Recovery*	*Qualifier*	*Limits*	*Prepared*	*Analyzed*	*Dil Fac*
1,2-Dichloroethane-d4 (Surr)	*99*		*70 - 130*		*03/09/18 13:23*	*1*
Bromofluorobenzene	*103*		*70 - 130*		*03/09/18 13:23*	*1*
Dibromofluoromethane (Surr)	*106*		*70 - 130*		*03/09/18 13:23*	*1*
Toluene-d8 (Surr)	*99*		*70 - 130*		*03/09/18 13:23*	*1*

Client Sample ID: MW-508S

Date Collected: 02/27/18 09:10
Date Received: 02/28/18 13:45

Lab Sample ID: 460-151079-19

Matrix: Water

Method: 8260C - Volatile Organic Compounds by GC/MS

Analyte	Result	Qualifier	RL	MDL	Unit	D	Prepared	Analyzed	Dil Fac
1,1,1-Trichloroethane	0.28	U	1.0	0.28	ug/L			03/09/18 13:46	1
1,1,2,2-Tetrachloroethane	0.19	U	1.0	0.19	ug/L			03/09/18 13:46	1
1,1,2-Trichloroethane	0.080	U	1.0	0.080	ug/L			03/09/18 13:46	1
1,1-Dichloroethane	0.24	U	1.0	0.24	ug/L			03/09/18 13:46	1
1,1-Dichloroethene	0.34	U	1.0	0.34	ug/L			03/09/18 13:46	1
1,2,3-Trichlorobenzene	0.35	U	1.0	0.35	ug/L			03/09/18 13:46	1
1,2,4-Trichlorobenzene	0.27	U	1.0	0.27	ug/L			03/09/18 13:46	1
1,2-Dibromo-3-Chloropropane	0.23	U	1.0	0.23	ug/L			03/09/18 13:46	1
1,2-Dibromoethane	0.19	U	1.0	0.19	ug/L			03/09/18 13:46	1
1,2-Dichlorobenzene	0.22	U	1.0	0.22	ug/L			03/09/18 13:46	1
1,2-Dichloroethane	0.25	U	1.0	0.25	ug/L			03/09/18 13:46	1
1,2-Dichloropropane	0.18	U	1.0	0.18	ug/L			03/09/18 13:46	1
1,3-Dichlorobenzene	0.33	U	1.0	0.33	ug/L			03/09/18 13:46	1
1,4-Dichlorobenzene	0.33	U	1.0	0.33	ug/L			03/09/18 13:46	1
1,4-Dioxane	8.7	U	50	8.7	ug/L			03/09/18 13:46	1
2-Butanone	2.2	U	5.0	2.2	ug/L			03/09/18 13:46	1
2-Hexanone	0.72	U	5.0	0.72	ug/L			03/09/18 13:46	1
4-Methyl-2-pentanone	0.63	U	5.0	0.63	ug/L			03/09/18 13:46	1
Acetone	1.1	U	5.0	1.1	ug/L			03/09/18 13:46	1
Benzene	0.090	U	1.0	0.090	ug/L			03/09/18 13:46	1
Bromochloromethane	0.30	U	1.0	0.30	ug/L			03/09/18 13:46	1
Bromodichloromethane	0.15	U	1.0	0.15	ug/L			03/09/18 13:46	1
Bromoform	0.18	U	1.0	0.18	ug/L			03/09/18 13:46	1
Bromomethane	0.18	U	1.0	0.18	ug/L			03/09/18 13:46	1
Carbon disulfide	0.22	U	1.0	0.22	ug/L			03/09/18 13:46	1
Carbon tetrachloride	0.33	U	1.0	0.33	ug/L			03/09/18 13:46	1
Chlorobenzene	0.24	U	1.0	0.24	ug/L			03/09/18 13:46	1
Chloroethane	0.37	U	1.0	0.37	ug/L			03/09/18 13:46	1
Chloroform	**1.6**		1.0	0.22	ug/L			03/09/18 13:46	1
Chloromethane	0.22	U	1.0	0.22	ug/L			03/09/18 13:46	1
cis-1,2-Dichloroethene	0.26	U	1.0	0.26	ug/L			03/09/18 13:46	1
cis-1,3-Dichloropropene	0.16	U	1.0	0.16	ug/L			03/09/18 13:46	1
Cyclohexane	0.26	U	1.0	0.26	ug/L			03/09/18 13:46	1
Dibromochloromethane	0.22	U	1.0	0.22	ug/L			03/09/18 13:46	1
Dichlorodifluoromethane	0.14	U	1.0	0.14	ug/L			03/09/18 13:46	1
Ethylbenzene	0.30	U	1.0	0.30	ug/L			03/09/18 13:46	1
Freon TF	0.34	U	1.0	0.34	ug/L			03/09/18 13:46	1
Isopropylbenzene	0.32	U	1.0	0.32	ug/L			03/09/18 13:46	1
m&p-Xylene	0.28	U	1.0	0.28	ug/L			03/09/18 13:46	1
Methyl acetate	0.58	U	5.0	0.58	ug/L			03/09/18 13:46	1
Methylcyclohexane	0.22	U	1.0	0.22	ug/L			03/09/18 13:46	1
Methylene Chloride	**0.97**	**J**	1.0	0.21	ug/L			03/09/18 13:46	1
MTBE	0.13	U	1.0	0.13	ug/L			03/09/18 13:46	1
o-Xylene	0.32	U	1.0	0.32	ug/L			03/09/18 13:46	1
Styrene	0.17	U	1.0	0.17	ug/L			03/09/18 13:46	1
Tetrachloroethene	**0.23**	**J**	1.0	0.12	ug/L			03/09/18 13:46	1
Toluene	0.25	U	1.0	0.25	ug/L			03/09/18 13:46	1
trans-1,2-Dichloroethene	0.18	U	1.0	0.18	ug/L			03/09/18 13:46	1
trans-1,3-Dichloropropene	0.19	U	1.0	0.19	ug/L			03/09/18 13:46	1

Client Sample ID: MW-508S
Lab Sample ID: 460-151079-19

Date Collected: 02/27/18 09:10
Matrix: Water
Date Received: 02/28/18 13:45

Method: 8260C - Volatile Organic Compounds by GC/MS (Continued)

Analyte	Result	Qualifier	RL	MDL	Unit	D	Prepared	Analyzed	Dil Fac
Trichloroethene	**1.4**		1.0	0.22	ug/L			03/09/18 13:46	1
Trichlorofluoromethane	0.15	U	1.0	0.15	ug/L			03/09/18 13:46	1
Vinyl chloride	0.060	U	1.0	0.060	ug/L			03/09/18 13:46	1

Tentatively Identified Compound	*Est. Result*	*Qualifier*	*Unit*	*D*	*RT*	*CAS No.*	*Prepared*	*Analyzed*	*Dil Fac*
Tentatively Identified Compound	*None*		*ug/L*					*03/09/18 13:46*	*1*

Surrogate	*%Recovery*	*Qualifier*	*Limits*	*Prepared*	*Analyzed*	*Dil Fac*
1,2-Dichloroethane-d4 (Surr)	*102*		*70 - 130*		*03/09/18 13:46*	*1*
Bromofluorobenzene	*101*		*70 - 130*		*03/09/18 13:46*	*1*
Dibromofluoromethane (Surr)	*106*		*70 - 130*		*03/09/18 13:46*	*1*
Toluene-d8 (Surr)	*97*		*70 - 130*		*03/09/18 13:46*	*1*

Client Sample ID: MW-508D
Lab Sample ID: 460-151079-20

Date Collected: 02/27/18 09:15
Matrix: Water
Date Received: 02/28/18 13:45

Method: 8260C - Volatile Organic Compounds by GC/MS

Analyte	Result	Qualifier	RL	MDL	Unit	D	Prepared	Analyzed	Dil Fac
1,1,1-Trichloroethane	0.28	U	1.0	0.28	ug/L			03/09/18 14:10	1
1,1,2,2-Tetrachloroethane	0.19	U	1.0	0.19	ug/L			03/09/18 14:10	1
1,1,2-Trichloroethane	0.080	U	1.0	0.080	ug/L			03/09/18 14:10	1
1,1-Dichloroethane	0.24	U	1.0	0.24	ug/L			03/09/18 14:10	1
1,1-Dichloroethene	0.34	U	1.0	0.34	ug/L			03/09/18 14:10	1
1,2,3-Trichlorobenzene	0.35	U	1.0	0.35	ug/L			03/09/18 14:10	1
1,2,4-Trichlorobenzene	0.27	U	1.0	0.27	ug/L			03/09/18 14:10	1
1,2-Dibromo-3-Chloropropane	0.23	U	1.0	0.23	ug/L			03/09/18 14:10	1
1,2-Dibromoethane	0.19	U	1.0	0.19	ug/L			03/09/18 14:10	1
1,2-Dichlorobenzene	0.22	U	1.0	0.22	ug/L			03/09/18 14:10	1
1,2-Dichloroethane	0.25	U	1.0	0.25	ug/L			03/09/18 14:10	1
1,2-Dichloropropane	0.18	U	1.0	0.18	ug/L			03/09/18 14:10	1
1,3-Dichlorobenzene	0.33	U	1.0	0.33	ug/L			03/09/18 14:10	1
1,4-Dichlorobenzene	0.33	U	1.0	0.33	ug/L			03/09/18 14:10	1
1,4-Dioxane	8.7	U	50	8.7	ug/L			03/09/18 14:10	1
2-Butanone	2.2	U	5.0	2.2	ug/L			03/09/18 14:10	1
2-Hexanone	0.72	U	5.0	0.72	ug/L			03/09/18 14:10	1
4-Methyl-2-pentanone	0.63	U	5.0	0.63	ug/L			03/09/18 14:10	1
Acetone	1.1	U	5.0	1.1	ug/L			03/09/18 14:10	1
Benzene	0.090	U	1.0	0.090	ug/L			03/09/18 14:10	1
Bromochloromethane	0.30	U	1.0	0.30	ug/L			03/09/18 14:10	1
Bromodichloromethane	0.15	U	1.0	0.15	ug/L			03/09/18 14:10	1
Bromoform	0.18	U	1.0	0.18	ug/L			03/09/18 14:10	1
Bromomethane	0.18	U	1.0	0.18	ug/L			03/09/18 14:10	1
Carbon disulfide	0.22	U	1.0	0.22	ug/L			03/09/18 14:10	1
Carbon tetrachloride	0.33	U	1.0	0.33	ug/L			03/09/18 14:10	1
Chlorobenzene	0.24	U	1.0	0.24	ug/L			03/09/18 14:10	1
Chloroethane	0.37	U	1.0	0.37	ug/L			03/09/18 14:10	1
Chloroform	0.22	U	1.0	0.22	ug/L			03/09/18 14:10	1
Chloromethane	0.22	U	1.0	0.22	ug/L			03/09/18 14:10	1
cis-1,2-Dichloroethene	**0.54**	**J**	1.0	0.26	ug/L			03/09/18 14:10	1

Client Sample ID: MW-508D
Lab Sample ID: 460-151079-20
Date Collected: 02/27/18 09:15
Matrix: Water
Date Received: 02/28/18 13:45

Method: 8260C - Volatile Organic Compounds by GC/MS (Continued)

Analyte	Result	Qualifier	RL	MDL	Unit	D	Prepared	Analyzed	Dil Fac
cis-1,3-Dichloropropene	0.16	U	1.0	0.16	ug/L			03/09/18 14:10	1
Cyclohexane	0.26	U	1.0	0.26	ug/L			03/09/18 14:10	1
Dibromochloromethane	0.22	U	1.0	0.22	ug/L			03/09/18 14:10	1
Dichlorodifluoromethane	0.14	U	1.0	0.14	ug/L			03/09/18 14:10	1
Ethylbenzene	0.30	U	1.0	0.30	ug/L			03/09/18 14:10	1
Freon TF	0.34	U	1.0	0.34	ug/L			03/09/18 14:10	1
Isopropylbenzene	0.32	U	1.0	0.32	ug/L			03/09/18 14:10	1
m&p-Xylene	0.28	U	1.0	0.28	ug/L			03/09/18 14:10	1
Methyl acetate	0.58	U	5.0	0.58	ug/L			03/09/18 14:10	1
Methylcyclohexane	0.22	U	1.0	0.22	ug/L			03/09/18 14:10	1
Methylene Chloride	**0.96**	**J**	1.0	0.21	ug/L			03/09/18 14:10	1
MTBE	0.13	U	1.0	0.13	ug/L			03/09/18 14:10	1
o-Xylene	0.32	U	1.0	0.32	ug/L			03/09/18 14:10	1
Styrene	0.17	U	1.0	0.17	ug/L			03/09/18 14:10	1
Tetrachloroethene	0.12	U	1.0	0.12	ug/L			03/09/18 14:10	1
Toluene	0.25	U	1.0	0.25	ug/L			03/09/18 14:10	1
trans-1,2-Dichloroethene	0.18	U	1.0	0.18	ug/L			03/09/18 14:10	1
trans-1,3-Dichloropropene	0.19	U	1.0	0.19	ug/L			03/09/18 14:10	1
Trichloroethene	**1.3**		1.0	0.22	ug/L			03/09/18 14:10	1
Trichlorofluoromethane	0.15	U	1.0	0.15	ug/L			03/09/18 14:10	1
Vinyl chloride	0.060	U	1.0	0.060	ug/L			03/09/18 14:10	1

Tentatively Identified Compound	*Est. Result*	*Qualifier*	*Unit*	*D*	*RT*	*CAS No.*	*Prepared*	*Analyzed*	*Dil Fac*
Tentatively Identified Compound	*None*		*ug/L*					*03/09/18 14:10*	*1*

Surrogate	*%Recovery*	*Qualifier*	*Limits*	*Prepared*	*Analyzed*	*Dil Fac*
1,2-Dichloroethane-d4 (Surr)	*103*		*70 - 130*		*03/09/18 14:10*	*1*
Bromofluorobenzene	*102*		*70 - 130*		*03/09/18 14:10*	*1*
Dibromofluoromethane (Surr)	*106*		*70 - 130*		*03/09/18 14:10*	*1*
Toluene-d8 (Surr)	*99*		*70 - 130*		*03/09/18 14:10*	*1*

Client Sample ID: MW-532S
Lab Sample ID: 460-151079-21
Date Collected: 02/27/18 07:45
Matrix: Water
Date Received: 02/28/18 13:45

Method: 8260C - Volatile Organic Compounds by GC/MS

Analyte	Result	Qualifier	RL	MDL	Unit	D	Prepared	Analyzed	Dil Fac
1,1,1-Trichloroethane	0.28	U	1.0	0.28	ug/L			03/09/18 14:34	1
1,1,2,2-Tetrachloroethane	0.19	U	1.0	0.19	ug/L			03/09/18 14:34	1
1,1,2-Trichloroethane	0.080	U	1.0	0.080	ug/L			03/09/18 14:34	1
1,1-Dichloroethane	0.24	U	1.0	0.24	ug/L			03/09/18 14:34	1
1,1-Dichloroethene	0.34	U	1.0	0.34	ug/L			03/09/18 14:34	1
1,2,3-Trichlorobenzene	0.35	U	1.0	0.35	ug/L			03/09/18 14:34	1
1,2,4-Trichlorobenzene	0.27	U	1.0	0.27	ug/L			03/09/18 14:34	1
1,2-Dibromo-3-Chloropropane	0.23	U	1.0	0.23	ug/L			03/09/18 14:34	1
1,2-Dibromoethane	0.19	U	1.0	0.19	ug/L			03/09/18 14:34	1
1,2-Dichlorobenzene	0.22	U	1.0	0.22	ug/L			03/09/18 14:34	1
1,2-Dichloroethane	0.25	U	1.0	0.25	ug/L			03/09/18 14:34	1
1,2-Dichloropropane	0.18	U	1.0	0.18	ug/L			03/09/18 14:34	1
1,3-Dichlorobenzene	0.33	U	1.0	0.33	ug/L			03/09/18 14:34	1

Client Sample ID: MW-532S

Date Collected: 02/27/18 07:45
Date Received: 02/28/18 13:45

Lab Sample ID: 460-151079-21

Matrix: Water

Method: 8260C - Volatile Organic Compounds by GC/MS (Continued)

Analyte	Result	Qualifier	RL	MDL	Unit	D	Prepared	Analyzed	Dil Fac
1,4-Dichlorobenzene	0.33	U	1.0	0.33	ug/L			03/09/18 14:34	1
1,4-Dioxane	8.7	U	50	8.7	ug/L			03/09/18 14:34	1
2-Butanone	2.2	U	5.0	2.2	ug/L			03/09/18 14:34	1
2-Hexanone	0.72	U	5.0	0.72	ug/L			03/09/18 14:34	1
4-Methyl-2-pentanone	0.63	U	5.0	0.63	ug/L			03/09/18 14:34	1
Acetone	1.1	U	5.0	1.1	ug/L			03/09/18 14:34	1
Benzene	0.090	U	1.0	0.090	ug/L			03/09/18 14:34	1
Bromochloromethane	0.30	U	1.0	0.30	ug/L			03/09/18 14:34	1
Bromodichloromethane	0.15	U	1.0	0.15	ug/L			03/09/18 14:34	1
Bromoform	0.18	U	1.0	0.18	ug/L			03/09/18 14:34	1
Bromomethane	0.18	U	1.0	0.18	ug/L			03/09/18 14:34	1
Carbon disulfide	0.22	U	1.0	0.22	ug/L			03/09/18 14:34	1
Carbon tetrachloride	0.33	U	1.0	0.33	ug/L			03/09/18 14:34	1
Chlorobenzene	0.24	U	1.0	0.24	ug/L			03/09/18 14:34	1
Chloroethane	0.37	U	1.0	0.37	ug/L			03/09/18 14:34	1
Chloroform	**0.39**	**J**	1.0	0.22	ug/L			03/09/18 14:34	1
Chloromethane	0.22	U	1.0	0.22	ug/L			03/09/18 14:34	1
cis-1,2-Dichloroethene	0.26	U	1.0	0.26	ug/L			03/09/18 14:34	1
cis-1,3-Dichloropropene	0.16	U	1.0	0.16	ug/L			03/09/18 14:34	1
Cyclohexane	0.26	U	1.0	0.26	ug/L			03/09/18 14:34	1
Dibromochloromethane	0.22	U	1.0	0.22	ug/L			03/09/18 14:34	1
Dichlorodifluoromethane	0.14	U	1.0	0.14	ug/L			03/09/18 14:34	1
Ethylbenzene	0.30	U	1.0	0.30	ug/L			03/09/18 14:34	1
Freon TF	**0.94**	**J**	1.0	0.34	ug/L			03/09/18 14:34	1
Isopropylbenzene	0.32	U	1.0	0.32	ug/L			03/09/18 14:34	1
m&p-Xylene	0.28	U	1.0	0.28	ug/L			03/09/18 14:34	1
Methyl acetate	0.58	U	5.0	0.58	ug/L			03/09/18 14:34	1
Methylcyclohexane	0.22	U	1.0	0.22	ug/L			03/09/18 14:34	1
Methylene Chloride	**0.80**	**J**	1.0	0.21	ug/L			03/09/18 14:34	1
MTBE	0.13	U	1.0	0.13	ug/L			03/09/18 14:34	1
o-Xylene	0.32	U	1.0	0.32	ug/L			03/09/18 14:34	1
Styrene	0.17	U	1.0	0.17	ug/L			03/09/18 14:34	1
Tetrachloroethene	**0.31**	**J**	1.0	0.12	ug/L			03/09/18 14:34	1
Toluene	0.25	U	1.0	0.25	ug/L			03/09/18 14:34	1
trans-1,2-Dichloroethene	0.18	U	1.0	0.18	ug/L			03/09/18 14:34	1
trans-1,3-Dichloropropene	0.19	U	1.0	0.19	ug/L			03/09/18 14:34	1
Trichloroethene	**0.80**	**J**	1.0	0.22	ug/L			03/09/18 14:34	1
Trichlorofluoromethane	0.15	U	1.0	0.15	ug/L			03/09/18 14:34	1
Vinyl chloride	0.060	U	1.0	0.060	ug/L			03/09/18 14:34	1

Tentatively Identified Compound	*Est. Result*	*Qualifier*	*Unit*	*D*	*RT*	*CAS No.*	*Prepared*	*Analyzed*	*Dil Fac*
Tentatively Identified Compound	*None*		*ug/L*					*03/09/18 14:34*	*1*

Surrogate	*%Recovery*	*Qualifier*	*Limits*	*Prepared*	*Analyzed*	*Dil Fac*
1,2-Dichloroethane-d4 (Surr)	*102*		*70 - 130*		*03/09/18 14:34*	*1*
Bromofluorobenzene	*100*		*70 - 130*		*03/09/18 14:34*	*1*
Dibromofluoromethane (Surr)	*108*		*70 - 130*		*03/09/18 14:34*	*1*
Toluene-d8 (Surr)	*96*		*70 - 130*		*03/09/18 14:34*	*1*

Client Sample ID: MW-532D

Date Collected: 02/27/18 07:40
Date Received: 02/28/18 13:45

Lab Sample ID: 460-151079-22

Matrix: Water

Method: 8260C - Volatile Organic Compounds by GC/MS

Analyte	Result	Qualifier	RL	MDL	Unit	D	Prepared	Analyzed	Dil Fac
1,1,1-Trichloroethane	0.28	U	1.0	0.28	ug/L			03/09/18 14:57	1
1,1,2,2-Tetrachloroethane	0.19	U	1.0	0.19	ug/L			03/09/18 14:57	1
1,1,2-Trichloroethane	0.080	U	1.0	0.080	ug/L			03/09/18 14:57	1
1,1-Dichloroethane	0.24	U	1.0	0.24	ug/L			03/09/18 14:57	1
1,1-Dichloroethene	0.34	U	1.0	0.34	ug/L			03/09/18 14:57	1
1,2,3-Trichlorobenzene	0.35	U	1.0	0.35	ug/L			03/09/18 14:57	1
1,2,4-Trichlorobenzene	0.27	U	1.0	0.27	ug/L			03/09/18 14:57	1
1,2-Dibromo-3-Chloropropane	0.23	U	1.0	0.23	ug/L			03/09/18 14:57	1
1,2-Dibromoethane	0.19	U	1.0	0.19	ug/L			03/09/18 14:57	1
1,2-Dichlorobenzene	0.22	U	1.0	0.22	ug/L			03/09/18 14:57	1
1,2-Dichloroethane	0.25	U	1.0	0.25	ug/L			03/09/18 14:57	1
1,2-Dichloropropane	0.18	U	1.0	0.18	ug/L			03/09/18 14:57	1
1,3-Dichlorobenzene	0.33	U	1.0	0.33	ug/L			03/09/18 14:57	1
1,4-Dichlorobenzene	0.33	U	1.0	0.33	ug/L			03/09/18 14:57	1
1,4-Dioxane	8.7	U	50	8.7	ug/L			03/09/18 14:57	1
2-Butanone	2.2	U	5.0	2.2	ug/L			03/09/18 14:57	1
2-Hexanone	0.72	U	5.0	0.72	ug/L			03/09/18 14:57	1
4-Methyl-2-pentanone	0.63	U	5.0	0.63	ug/L			03/09/18 14:57	1
Acetone	1.1	U	5.0	1.1	ug/L			03/09/18 14:57	1
Benzene	0.090	U	1.0	0.090	ug/L			03/09/18 14:57	1
Bromochloromethane	0.30	U	1.0	0.30	ug/L			03/09/18 14:57	1
Bromodichloromethane	0.15	U	1.0	0.15	ug/L			03/09/18 14:57	1
Bromoform	0.18	U	1.0	0.18	ug/L			03/09/18 14:57	1
Bromomethane	0.18	U	1.0	0.18	ug/L			03/09/18 14:57	1
Carbon disulfide	0.22	U	1.0	0.22	ug/L			03/09/18 14:57	1
Carbon tetrachloride	0.33	U	1.0	0.33	ug/L			03/09/18 14:57	1
Chlorobenzene	0.24	U	1.0	0.24	ug/L			03/09/18 14:57	1
Chloroethane	0.37	U	1.0	0.37	ug/L			03/09/18 14:57	1
Chloroform	0.22	U	1.0	0.22	ug/L			03/09/18 14:57	1
Chloromethane	0.22	U	1.0	0.22	ug/L			03/09/18 14:57	1
cis-1,2-Dichloroethene	0.26	U	1.0	0.26	ug/L			03/09/18 14:57	1
cis-1,3-Dichloropropene	0.16	U	1.0	0.16	ug/L			03/09/18 14:57	1
Cyclohexane	0.26	U	1.0	0.26	ug/L			03/09/18 14:57	1
Dibromochloromethane	0.22	U	1.0	0.22	ug/L			03/09/18 14:57	1
Dichlorodifluoromethane	0.14	U	1.0	0.14	ug/L			03/09/18 14:57	1
Ethylbenzene	0.30	U	1.0	0.30	ug/L			03/09/18 14:57	1
Freon TF	**0.73**	**J**	1.0	0.34	ug/L			03/09/18 14:57	1
Isopropylbenzene	0.32	U	1.0	0.32	ug/L			03/09/18 14:57	1
m&p-Xylene	0.28	U	1.0	0.28	ug/L			03/09/18 14:57	1
Methyl acetate	0.58	U	5.0	0.58	ug/L			03/09/18 14:57	1
Methylcyclohexane	0.22	U	1.0	0.22	ug/L			03/09/18 14:57	1
Methylene Chloride	**0.94**	**J**	1.0	0.21	ug/L			03/09/18 14:57	1
MTBE	0.13	U	1.0	0.13	ug/L			03/09/18 14:57	1
o-Xylene	0.32	U	1.0	0.32	ug/L			03/09/18 14:57	1
Styrene	0.17	U	1.0	0.17	ug/L			03/09/18 14:57	1
Tetrachloroethene	**0.51**	**J**	1.0	0.12	ug/L			03/09/18 14:57	1
Toluene	0.25	U	1.0	0.25	ug/L			03/09/18 14:57	1
trans-1,2-Dichloroethene	0.18	U	1.0	0.18	ug/L			03/09/18 14:57	1
trans-1,3-Dichloropropene	0.19	U	1.0	0.19	ug/L			03/09/18 14:57	1

Client Sample ID: MW-532D

Date Collected: 02/27/18 07:40
Date Received: 02/28/18 13:45

Lab Sample ID: 460-151079-22

Matrix: Water

Method: 8260C - Volatile Organic Compounds by GC/MS (Continued)

Analyte	Result	Qualifier	RL	MDL	Unit	D	Prepared	Analyzed	Dil Fac
Trichloroethene	**0.57**	**J**	1.0	0.22	ug/L			03/09/18 14:57	1
Trichlorofluoromethane	0.15	U	1.0	0.15	ug/L			03/09/18 14:57	1
Vinyl chloride	0.060	U	1.0	0.060	ug/L			03/09/18 14:57	1

Tentatively Identified Compound	*Est. Result*	*Qualifier*	*Unit*	*D*	*RT*	*CAS No.*	*Prepared*	*Analyzed*	*Dil Fac*
Tentatively Identified Compound	*None*		*ug/L*					*03/09/18 14:57*	*1*

Surrogate	*%Recovery*	*Qualifier*	*Limits*	*Prepared*	*Analyzed*	*Dil Fac*
1,2-Dichloroethane-d4 (Surr)	*99*		*70 - 130*		*03/09/18 14:57*	*1*
Bromofluorobenzene	*103*		*70 - 130*		*03/09/18 14:57*	*1*
Dibromofluoromethane (Surr)	*105*		*70 - 130*		*03/09/18 14:57*	*1*
Toluene-d8 (Surr)	*99*		*70 - 130*		*03/09/18 14:57*	*1*

Client Sample ID: MW-544S

Date Collected: 02/27/18 11:25
Date Received: 02/28/18 13:45

Lab Sample ID: 460-151079-23

Matrix: Water

Method: 8260C - Volatile Organic Compounds by GC/MS

Analyte	Result	Qualifier	RL	MDL	Unit	D	Prepared	Analyzed	Dil Fac
1,1,1-Trichloroethane	0.28	U	1.0	0.28	ug/L			03/10/18 01:30	1
1,1,2,2-Tetrachloroethane	0.19	U	1.0	0.19	ug/L			03/10/18 01:30	1
1,1,2-Trichloroethane	0.080	U	1.0	0.080	ug/L			03/10/18 01:30	1
1,1-Dichloroethane	0.24	U	1.0	0.24	ug/L			03/10/18 01:30	1
1,1-Dichloroethene	0.34	U	1.0	0.34	ug/L			03/10/18 01:30	1
1,2,3-Trichlorobenzene	0.35	U	1.0	0.35	ug/L			03/10/18 01:30	1
1,2,4-Trichlorobenzene	0.27	U	1.0	0.27	ug/L			03/10/18 01:30	1
1,2-Dibromo-3-Chloropropane	0.23	U	1.0	0.23	ug/L			03/10/18 01:30	1
1,2-Dibromoethane	0.19	U	1.0	0.19	ug/L			03/10/18 01:30	1
1,2-Dichlorobenzene	0.22	U	1.0	0.22	ug/L			03/10/18 01:30	1
1,2-Dichloroethane	0.25	U	1.0	0.25	ug/L			03/10/18 01:30	1
1,2-Dichloropropane	0.18	U	1.0	0.18	ug/L			03/10/18 01:30	1
1,3-Dichlorobenzene	0.33	U	1.0	0.33	ug/L			03/10/18 01:30	1
1,4-Dichlorobenzene	0.33	U	1.0	0.33	ug/L			03/10/18 01:30	1
1,4-Dioxane	8.7	U *	50	8.7	ug/L			03/10/18 01:30	1
2-Butanone	2.2	U	5.0	2.2	ug/L			03/10/18 01:30	1
2-Hexanone	0.72	U	5.0	0.72	ug/L			03/10/18 01:30	1
4-Methyl-2-pentanone	0.63	U	5.0	0.63	ug/L			03/10/18 01:30	1
Acetone	1.1	U	5.0	1.1	ug/L			03/10/18 01:30	1
Benzene	0.090	U	1.0	0.090	ug/L			03/10/18 01:30	1
Bromochloromethane	0.30	U	1.0	0.30	ug/L			03/10/18 01:30	1
Bromodichloromethane	0.15	U	1.0	0.15	ug/L			03/10/18 01:30	1
Bromoform	0.18	U	1.0	0.18	ug/L			03/10/18 01:30	1
Bromomethane	0.18	U	1.0	0.18	ug/L			03/10/18 01:30	1
Carbon disulfide	0.22	U	1.0	0.22	ug/L			03/10/18 01:30	1
Carbon tetrachloride	0.33	U	1.0	0.33	ug/L			03/10/18 01:30	1
Chlorobenzene	0.24	U	1.0	0.24	ug/L			03/10/18 01:30	1
Chloroethane	0.37	U	1.0	0.37	ug/L			03/10/18 01:30	1
Chloroform	0.22	U	1.0	0.22	ug/L			03/10/18 01:30	1
Chloromethane	0.22	U	1.0	0.22	ug/L			03/10/18 01:30	1
cis-1,2-Dichloroethene	0.26	U	1.0	0.26	ug/L			03/10/18 01:30	1

Client Sample ID: MW-544S

Date Collected: 02/27/18 11:25
Date Received: 02/28/18 13:45

Lab Sample ID: 460-151079-23

Matrix: Water

Method: 8260C - Volatile Organic Compounds by GC/MS (Continued)

Analyte	Result	Qualifier	RL	MDL	Unit	D	Prepared	Analyzed	Dil Fac
cis-1,3-Dichloropropene	0.16	U	1.0	0.16	ug/L			03/10/18 01:30	1
Cyclohexane	0.26	U	1.0	0.26	ug/L			03/10/18 01:30	1
Dibromochloromethane	0.22	U	1.0	0.22	ug/L			03/10/18 01:30	1
Dichlorodifluoromethane	0.14	U	1.0	0.14	ug/L			03/10/18 01:30	1
Ethylbenzene	0.30	U	1.0	0.30	ug/L			03/10/18 01:30	1
Freon TF	0.34	U	1.0	0.34	ug/L			03/10/18 01:30	1
Isopropylbenzene	0.32	U	1.0	0.32	ug/L			03/10/18 01:30	1
m&p-Xylene	0.28	U	1.0	0.28	ug/L			03/10/18 01:30	1
Methyl acetate	0.58	U	5.0	0.58	ug/L			03/10/18 01:30	1
Methylcyclohexane	0.22	U	1.0	0.22	ug/L			03/10/18 01:30	1
Methylene Chloride	**0.51**	**J**	1.0	0.21	ug/L			03/10/18 01:30	1
MTBE	0.13	U	1.0	0.13	ug/L			03/10/18 01:30	1
o-Xylene	0.32	U	1.0	0.32	ug/L			03/10/18 01:30	1
Styrene	0.17	U	1.0	0.17	ug/L			03/10/18 01:30	1
Tetrachloroethene	0.12	U	1.0	0.12	ug/L			03/10/18 01:30	1
Toluene	0.25	U	1.0	0.25	ug/L			03/10/18 01:30	1
trans-1,2-Dichloroethene	0.18	U	1.0	0.18	ug/L			03/10/18 01:30	1
trans-1,3-Dichloropropene	0.19	U	1.0	0.19	ug/L			03/10/18 01:30	1
Trichloroethene	0.22	U	1.0	0.22	ug/L			03/10/18 01:30	1
Trichlorofluoromethane	0.15	U	1.0	0.15	ug/L			03/10/18 01:30	1
Vinyl chloride	0.060	U	1.0	0.060	ug/L			03/10/18 01:30	1

Tentatively Identified Compound	*Est. Result*	*Qualifier*	*Unit*	*D*	*RT*	*CAS No.*	*Prepared*	*Analyzed*	*Dil Fac*
Tentatively Identified Compound	*None*		*ug/L*					*03/10/18 01:30*	*1*

Surrogate	*%Recovery*	*Qualifier*	*Limits*	*Prepared*	*Analyzed*	*Dil Fac*
1,2-Dichloroethane-d4 (Surr)	*100*		*70 - 130*		*03/10/18 01:30*	*1*
Bromofluorobenzene	*105*		*70 - 130*		*03/10/18 01:30*	*1*
Dibromofluoromethane (Surr)	*105*		*70 - 130*		*03/10/18 01:30*	*1*
Toluene-d8 (Surr)	*96*		*70 - 130*		*03/10/18 01:30*	*1*

Client Sample ID: MW-544I

Date Collected: 02/27/18 11:30
Date Received: 02/28/18 13:45

Lab Sample ID: 460-151079-24

Matrix: Water

Method: 8260C - Volatile Organic Compounds by GC/MS

Analyte	Result	Qualifier	RL	MDL	Unit	D	Prepared	Analyzed	Dil Fac
1,1,1-Trichloroethane	0.28	U	1.0	0.28	ug/L			03/10/18 01:54	1
1,1,2,2-Tetrachloroethane	0.19	U	1.0	0.19	ug/L			03/10/18 01:54	1
1,1,2-Trichloroethane	0.080	U	1.0	0.080	ug/L			03/10/18 01:54	1
1,1-Dichloroethane	0.24	U	1.0	0.24	ug/L			03/10/18 01:54	1
1,1-Dichloroethene	0.34	U	1.0	0.34	ug/L			03/10/18 01:54	1
1,2,3-Trichlorobenzene	0.35	U	1.0	0.35	ug/L			03/10/18 01:54	1
1,2,4-Trichlorobenzene	0.27	U	1.0	0.27	ug/L			03/10/18 01:54	1
1,2-Dibromo-3-Chloropropane	0.23	U	1.0	0.23	ug/L			03/10/18 01:54	1
1,2-Dibromoethane	0.19	U	1.0	0.19	ug/L			03/10/18 01:54	1
1,2-Dichlorobenzene	0.22	U	1.0	0.22	ug/L			03/10/18 01:54	1
1,2-Dichloroethane	0.25	U	1.0	0.25	ug/L			03/10/18 01:54	1
1,2-Dichloropropane	0.18	U	1.0	0.18	ug/L			03/10/18 01:54	1
1,3-Dichlorobenzene	0.33	U	1.0	0.33	ug/L			03/10/18 01:54	1

Client Sample ID: MW-544I
Date Collected: 02/27/18 11:30
Date Received: 02/28/18 13:45

Lab Sample ID: 460-151079-24
Matrix: Water

Method: 8260C - Volatile Organic Compounds by GC/MS (Continued)

Analyte	Result	Qualifier	RL	MDL	Unit	D	Prepared	Analyzed	Dil Fac
1,4-Dichlorobenzene	0.33	U	1.0	0.33	ug/L			03/10/18 01:54	1
1,4-Dioxane	8.7	U *	50	8.7	ug/L			03/10/18 01:54	1
2-Butanone	2.2	U	5.0	2.2	ug/L			03/10/18 01:54	1
2-Hexanone	0.72	U	5.0	0.72	ug/L			03/10/18 01:54	1
4-Methyl-2-pentanone	0.63	U	5.0	0.63	ug/L			03/10/18 01:54	1
Acetone	1.1	U	5.0	1.1	ug/L			03/10/18 01:54	1
Benzene	0.090	U	1.0	0.090	ug/L			03/10/18 01:54	1
Bromochloromethane	0.30	U	1.0	0.30	ug/L			03/10/18 01:54	1
Bromodichloromethane	0.15	U	1.0	0.15	ug/L			03/10/18 01:54	1
Bromoform	0.18	U	1.0	0.18	ug/L			03/10/18 01:54	1
Bromomethane	0.18	U	1.0	0.18	ug/L			03/10/18 01:54	1
Carbon disulfide	0.22	U	1.0	0.22	ug/L			03/10/18 01:54	1
Carbon tetrachloride	0.33	U	1.0	0.33	ug/L			03/10/18 01:54	1
Chlorobenzene	0.24	U	1.0	0.24	ug/L			03/10/18 01:54	1
Chloroethane	0.37	U	1.0	0.37	ug/L			03/10/18 01:54	1
Chloroform	0.22	U	1.0	0.22	ug/L			03/10/18 01:54	1
Chloromethane	0.22	U	1.0	0.22	ug/L			03/10/18 01:54	1
cis-1,2-Dichloroethene	0.26	U	1.0	0.26	ug/L			03/10/18 01:54	1
cis-1,3-Dichloropropene	0.16	U	1.0	0.16	ug/L			03/10/18 01:54	1
Cyclohexane	0.26	U	1.0	0.26	ug/L			03/10/18 01:54	1
Dibromochloromethane	0.22	U	1.0	0.22	ug/L			03/10/18 01:54	1
Dichlorodifluoromethane	0.14	U	1.0	0.14	ug/L			03/10/18 01:54	1
Ethylbenzene	0.30	U	1.0	0.30	ug/L			03/10/18 01:54	1
Freon TF	0.34	U	1.0	0.34	ug/L			03/10/18 01:54	1
Isopropylbenzene	0.32	U	1.0	0.32	ug/L			03/10/18 01:54	1
m&p-Xylene	0.28	U	1.0	0.28	ug/L			03/10/18 01:54	1
Methyl acetate	0.58	U	5.0	0.58	ug/L			03/10/18 01:54	1
Methylcyclohexane	0.22	U	1.0	0.22	ug/L			03/10/18 01:54	1
Methylene Chloride	**0.90**	**J**	1.0	0.21	ug/L			03/10/18 01:54	1
MTBE	0.13	U	1.0	0.13	ug/L			03/10/18 01:54	1
o-Xylene	0.32	U	1.0	0.32	ug/L			03/10/18 01:54	1
Styrene	0.17	U	1.0	0.17	ug/L			03/10/18 01:54	1
Tetrachloroethene	**0.14**	**J**	1.0	0.12	ug/L			03/10/18 01:54	1
Toluene	0.25	U	1.0	0.25	ug/L			03/10/18 01:54	1
trans-1,2-Dichloroethene	0.18	U	1.0	0.18	ug/L			03/10/18 01:54	1
trans-1,3-Dichloropropene	0.19	U	1.0	0.19	ug/L			03/10/18 01:54	1
Trichloroethene	**0.77**	**J**	1.0	0.22	ug/L			03/10/18 01:54	1
Trichlorofluoromethane	0.15	U	1.0	0.15	ug/L			03/10/18 01:54	1
Vinyl chloride	0.060	U	1.0	0.060	ug/L			03/10/18 01:54	1

Tentatively Identified Compound	*Est. Result*	*Qualifier*	*Unit*	*D*	*RT*	*CAS No.*	*Prepared*	*Analyzed*	*Dil Fac*
Tentatively Identified Compound	*None*		*ug/L*					*03/10/18 01:54*	*1*

Surrogate	*%Recovery*	*Qualifier*	*Limits*	*Prepared*	*Analyzed*	*Dil Fac*
1,2-Dichloroethane-d4 (Surr)	*99*		*70 - 130*		*03/10/18 01:54*	*1*
Bromofluorobenzene	*103*		*70 - 130*		*03/10/18 01:54*	*1*
Dibromofluoromethane (Surr)	*107*		*70 - 130*		*03/10/18 01:54*	*1*
Toluene-d8 (Surr)	*95*		*70 - 130*		*03/10/18 01:54*	*1*

Client Sample ID: MW-544D

Date Collected: 02/27/18 11:35
Date Received: 02/28/18 13:45

Lab Sample ID: 460-151079-25

Matrix: Water

Method: 8260C - Volatile Organic Compounds by GC/MS

Analyte	Result	Qualifier	RL	MDL	Unit	D	Prepared	Analyzed	Dil Fac
1,1,1-Trichloroethane	0.28	U	1.0	0.28	ug/L			03/10/18 02:17	1
1,1,2,2-Tetrachloroethane	0.19	U	1.0	0.19	ug/L			03/10/18 02:17	1
1,1,2-Trichloroethane	0.080	U	1.0	0.080	ug/L			03/10/18 02:17	1
1,1-Dichloroethane	0.24	U	1.0	0.24	ug/L			03/10/18 02:17	1
1,1-Dichloroethene	0.34	U	1.0	0.34	ug/L			03/10/18 02:17	1
1,2,3-Trichlorobenzene	0.35	U	1.0	0.35	ug/L			03/10/18 02:17	1
1,2,4-Trichlorobenzene	0.27	U	1.0	0.27	ug/L			03/10/18 02:17	1
1,2-Dibromo-3-Chloropropane	0.23	U	1.0	0.23	ug/L			03/10/18 02:17	1
1,2-Dibromoethane	0.19	U	1.0	0.19	ug/L			03/10/18 02:17	1
1,2-Dichlorobenzene	0.22	U	1.0	0.22	ug/L			03/10/18 02:17	1
1,2-Dichloroethane	0.25	U	1.0	0.25	ug/L			03/10/18 02:17	1
1,2-Dichloropropane	0.18	U	1.0	0.18	ug/L			03/10/18 02:17	1
1,3-Dichlorobenzene	0.33	U	1.0	0.33	ug/L			03/10/18 02:17	1
1,4-Dichlorobenzene	0.33	U	1.0	0.33	ug/L			03/10/18 02:17	1
1,4-Dioxane	8.7	U *	50	8.7	ug/L			03/10/18 02:17	1
2-Butanone	2.2	U	5.0	2.2	ug/L			03/10/18 02:17	1
2-Hexanone	0.72	U	5.0	0.72	ug/L			03/10/18 02:17	1
4-Methyl-2-pentanone	0.63	U	5.0	0.63	ug/L			03/10/18 02:17	1
Acetone	1.1	U	5.0	1.1	ug/L			03/10/18 02:17	1
Benzene	0.090	U	1.0	0.090	ug/L			03/10/18 02:17	1
Bromochloromethane	0.30	U	1.0	0.30	ug/L			03/10/18 02:17	1
Bromodichloromethane	0.15	U	1.0	0.15	ug/L			03/10/18 02:17	1
Bromoform	0.18	U	1.0	0.18	ug/L			03/10/18 02:17	1
Bromomethane	0.18	U	1.0	0.18	ug/L			03/10/18 02:17	1
Carbon disulfide	0.22	U	1.0	0.22	ug/L			03/10/18 02:17	1
Carbon tetrachloride	0.33	U	1.0	0.33	ug/L			03/10/18 02:17	1
Chlorobenzene	0.24	U	1.0	0.24	ug/L			03/10/18 02:17	1
Chloroethane	0.37	U	1.0	0.37	ug/L			03/10/18 02:17	1
Chloroform	0.22	U	1.0	0.22	ug/L			03/10/18 02:17	1
Chloromethane	0.22	U	1.0	0.22	ug/L			03/10/18 02:17	1
cis-1,2-Dichloroethene	0.26	U	1.0	0.26	ug/L			03/10/18 02:17	1
cis-1,3-Dichloropropene	0.16	U	1.0	0.16	ug/L			03/10/18 02:17	1
Cyclohexane	0.26	U	1.0	0.26	ug/L			03/10/18 02:17	1
Dibromochloromethane	0.22	U	1.0	0.22	ug/L			03/10/18 02:17	1
Dichlorodifluoromethane	0.14	U	1.0	0.14	ug/L			03/10/18 02:17	1
Ethylbenzene	0.30	U	1.0	0.30	ug/L			03/10/18 02:17	1
Freon TF	0.34	U	1.0	0.34	ug/L			03/10/18 02:17	1
Isopropylbenzene	0.32	U	1.0	0.32	ug/L			03/10/18 02:17	1
m&p-Xylene	0.28	U	1.0	0.28	ug/L			03/10/18 02:17	1
Methyl acetate	0.58	U	5.0	0.58	ug/L			03/10/18 02:17	1
Methylcyclohexane	0.22	U	1.0	0.22	ug/L			03/10/18 02:17	1
Methylene Chloride	**0.78**	**J**	1.0	0.21	ug/L			03/10/18 02:17	1
MTBE	0.13	U	1.0	0.13	ug/L			03/10/18 02:17	1
o-Xylene	0.32	U	1.0	0.32	ug/L			03/10/18 02:17	1
Styrene	0.17	U	1.0	0.17	ug/L			03/10/18 02:17	1
Tetrachloroethene	0.12	U	1.0	0.12	ug/L			03/10/18 02:17	1
Toluene	0.25	U	1.0	0.25	ug/L			03/10/18 02:17	1
trans-1,2-Dichloroethene	0.18	U	1.0	0.18	ug/L			03/10/18 02:17	1
trans-1,3-Dichloropropene	0.19	U	1.0	0.19	ug/L			03/10/18 02:17	1

Client Sample ID: MW-544D

Date Collected: 02/27/18 11:35
Date Received: 02/28/18 13:45

Lab Sample ID: 460-151079-25

Matrix: Water

Method: 8260C - Volatile Organic Compounds by GC/MS (Continued)

Analyte	Result	Qualifier	RL	MDL	Unit	D	Prepared	Analyzed	Dil Fac
Trichloroethene	**0.31**	**J**	1.0	0.22	ug/L			03/10/18 02:17	1
Trichlorofluoromethane	0.15	U	1.0	0.15	ug/L			03/10/18 02:17	1
Vinyl chloride	0.060	U	1.0	0.060	ug/L			03/10/18 02:17	1

Tentatively Identified Compound	*Est. Result*	*Qualifier*	*Unit*	*D*	*RT*	*CAS No.*	*Prepared*	*Analyzed*	*Dil Fac*
Tentatively Identified Compound	*None*		*ug/L*					*03/10/18 02:17*	*1*

Surrogate	*%Recovery*	*Qualifier*	*Limits*	*Prepared*	*Analyzed*	*Dil Fac*
1,2-Dichloroethane-d4 (Surr)	*99*		*70 - 130*		*03/10/18 02:17*	*1*
Bromofluorobenzene	*103*		*70 - 130*		*03/10/18 02:17*	*1*
Dibromofluoromethane (Surr)	*104*		*70 - 130*		*03/10/18 02:17*	*1*
Toluene-d8 (Surr)	*98*		*70 - 130*		*03/10/18 02:17*	*1*

Client Sample ID: MW-545S

Date Collected: 02/27/18 10:45
Date Received: 02/28/18 13:45

Lab Sample ID: 460-151079-26

Matrix: Water

Method: 8260C - Volatile Organic Compounds by GC/MS

Analyte	Result	Qualifier	RL	MDL	Unit	D	Prepared	Analyzed	Dil Fac
1,1,1-Trichloroethane	0.28	U	1.0	0.28	ug/L			03/09/18 17:07	1
1,1,2,2-Tetrachloroethane	0.19	U	1.0	0.19	ug/L			03/09/18 17:07	1
1,1,2-Trichloroethane	0.080	U	1.0	0.080	ug/L			03/09/18 17:07	1
1,1-Dichloroethane	0.24	U	1.0	0.24	ug/L			03/09/18 17:07	1
1,1-Dichloroethene	0.34	U	1.0	0.34	ug/L			03/09/18 17:07	1
1,2,3-Trichlorobenzene	0.35	U	1.0	0.35	ug/L			03/09/18 17:07	1
1,2,4-Trichlorobenzene	0.27	U	1.0	0.27	ug/L			03/09/18 17:07	1
1,2-Dibromo-3-Chloropropane	0.23	U	1.0	0.23	ug/L			03/09/18 17:07	1
1,2-Dibromoethane	0.19	U	1.0	0.19	ug/L			03/09/18 17:07	1
1,2-Dichlorobenzene	0.22	U	1.0	0.22	ug/L			03/09/18 17:07	1
1,2-Dichloroethane	0.25	U	1.0	0.25	ug/L			03/09/18 17:07	1
1,2-Dichloropropane	0.18	U	1.0	0.18	ug/L			03/09/18 17:07	1
1,3-Dichlorobenzene	0.33	U	1.0	0.33	ug/L			03/09/18 17:07	1
1,4-Dichlorobenzene	0.33	U	1.0	0.33	ug/L			03/09/18 17:07	1
1,4-Dioxane	8.7	U	50	8.7	ug/L			03/09/18 17:07	1
2-Butanone	2.2	U	5.0	2.2	ug/L			03/09/18 17:07	1
2-Hexanone	0.72	U	5.0	0.72	ug/L			03/09/18 17:07	1
4-Methyl-2-pentanone	0.63	U	5.0	0.63	ug/L			03/09/18 17:07	1
Acetone	1.1	U	5.0	1.1	ug/L			03/09/18 17:07	1
Benzene	0.090	U	1.0	0.090	ug/L			03/09/18 17:07	1
Bromochloromethane	0.30	U	1.0	0.30	ug/L			03/09/18 17:07	1
Bromodichloromethane	0.15	U	1.0	0.15	ug/L			03/09/18 17:07	1
Bromoform	0.18	U	1.0	0.18	ug/L			03/09/18 17:07	1
Bromomethane	0.18	U	1.0	0.18	ug/L			03/09/18 17:07	1
Carbon disulfide	0.22	U	1.0	0.22	ug/L			03/09/18 17:07	1
Carbon tetrachloride	0.33	U	1.0	0.33	ug/L			03/09/18 17:07	1
Chlorobenzene	0.24	U	1.0	0.24	ug/L			03/09/18 17:07	1
Chloroethane	0.37	U	1.0	0.37	ug/L			03/09/18 17:07	1
Chloroform	**0.35**	**J**	1.0	0.22	ug/L			03/09/18 17:07	1
Chloromethane	0.22	U	1.0	0.22	ug/L			03/09/18 17:07	1
cis-1,2-Dichloroethene	0.26	U	1.0	0.26	ug/L			03/09/18 17:07	1

Client Sample ID: MW-545S

Date Collected: 02/27/18 10:45
Date Received: 02/28/18 13:45

Lab Sample ID: 460-151079-26

Matrix: Water

Method: 8260C - Volatile Organic Compounds by GC/MS (Continued)

Analyte	Result	Qualifier	RL	MDL	Unit	D	Prepared	Analyzed	Dil Fac
cis-1,3-Dichloropropene	0.16	U	1.0	0.16	ug/L			03/09/18 17:07	1
Cyclohexane	0.26	U	1.0	0.26	ug/L			03/09/18 17:07	1
Dibromochloromethane	0.22	U	1.0	0.22	ug/L			03/09/18 17:07	1
Dichlorodifluoromethane	0.14	U	1.0	0.14	ug/L			03/09/18 17:07	1
Ethylbenzene	0.30	U	1.0	0.30	ug/L			03/09/18 17:07	1
Freon TF	0.34	U	1.0	0.34	ug/L			03/09/18 17:07	1
Isopropylbenzene	0.32	U	1.0	0.32	ug/L			03/09/18 17:07	1
m&p-Xylene	0.28	U	1.0	0.28	ug/L			03/09/18 17:07	1
Methyl acetate	0.58	U	5.0	0.58	ug/L			03/09/18 17:07	1
Methylcyclohexane	0.22	U	1.0	0.22	ug/L			03/09/18 17:07	1
Methylene Chloride	**0.72**	**J**	1.0	0.21	ug/L			03/09/18 17:07	1
MTBE	0.13	U	1.0	0.13	ug/L			03/09/18 17:07	1
o-Xylene	0.32	U	1.0	0.32	ug/L			03/09/18 17:07	1
Styrene	0.17	U	1.0	0.17	ug/L			03/09/18 17:07	1
Tetrachloroethene	0.12	U	1.0	0.12	ug/L			03/09/18 17:07	1
Toluene	0.25	U	1.0	0.25	ug/L			03/09/18 17:07	1
trans-1,2-Dichloroethene	0.18	U	1.0	0.18	ug/L			03/09/18 17:07	1
trans-1,3-Dichloropropene	0.19	U	1.0	0.19	ug/L			03/09/18 17:07	1
Trichloroethene	0.22	U	1.0	0.22	ug/L			03/09/18 17:07	1
Trichlorofluoromethane	0.15	U	1.0	0.15	ug/L			03/09/18 17:07	1
Vinyl chloride	0.060	U	1.0	0.060	ug/L			03/09/18 17:07	1

Tentatively Identified Compound	*Est. Result*	*Qualifier*	*Unit*	*D*	*RT*	*CAS No.*	*Prepared*	*Analyzed*	*Dil Fac*
Tentatively Identified Compound	*None*		*ug/L*					*03/09/18 17:07*	*1*

Surrogate	*%Recovery*	*Qualifier*	*Limits*	*Prepared*	*Analyzed*	*Dil Fac*
1,2-Dichloroethane-d4 (Surr)	*102*		*70 - 130*		*03/09/18 17:07*	*1*
Bromofluorobenzene	*99*		*70 - 130*		*03/09/18 17:07*	*1*
Dibromofluoromethane (Surr)	*106*		*70 - 130*		*03/09/18 17:07*	*1*
Toluene-d8 (Surr)	*99*		*70 - 130*		*03/09/18 17:07*	*1*

Client Sample ID: MW-545I

Date Collected: 02/27/18 10:50
Date Received: 02/28/18 13:45

Lab Sample ID: 460-151079-27

Matrix: Water

Method: 8260C - Volatile Organic Compounds by GC/MS

Analyte	Result	Qualifier	RL	MDL	Unit	D	Prepared	Analyzed	Dil Fac
1,1,1-Trichloroethane	0.28	U	1.0	0.28	ug/L			03/09/18 17:31	1
1,1,2,2-Tetrachloroethane	0.19	U	1.0	0.19	ug/L			03/09/18 17:31	1
1,1,2-Trichloroethane	0.080	U	1.0	0.080	ug/L			03/09/18 17:31	1
1,1-Dichloroethane	0.24	U	1.0	0.24	ug/L			03/09/18 17:31	1
1,1-Dichloroethene	0.34	U	1.0	0.34	ug/L			03/09/18 17:31	1
1,2,3-Trichlorobenzene	0.35	U	1.0	0.35	ug/L			03/09/18 17:31	1
1,2,4-Trichlorobenzene	0.27	U	1.0	0.27	ug/L			03/09/18 17:31	1
1,2-Dibromo-3-Chloropropane	0.23	U	1.0	0.23	ug/L			03/09/18 17:31	1
1,2-Dibromoethane	0.19	U	1.0	0.19	ug/L			03/09/18 17:31	1
1,2-Dichlorobenzene	0.22	U	1.0	0.22	ug/L			03/09/18 17:31	1
1,2-Dichloroethane	0.25	U	1.0	0.25	ug/L			03/09/18 17:31	1
1,2-Dichloropropane	0.18	U	1.0	0.18	ug/L			03/09/18 17:31	1
1,3-Dichlorobenzene	0.33	U	1.0	0.33	ug/L			03/09/18 17:31	1

Client Sample ID: MW-545I

Date Collected: 02/27/18 10:50
Date Received: 02/28/18 13:45

Lab Sample ID: 460-151079-27

Matrix: Water

Method: 8260C - Volatile Organic Compounds by GC/MS (Continued)

Analyte	Result	Qualifier	RL	MDL	Unit	D	Prepared	Analyzed	Dil Fac
1,4-Dichlorobenzene	0.33	U	1.0	0.33	ug/L			03/09/18 17:31	1
1,4-Dioxane	8.7	U	50	8.7	ug/L			03/09/18 17:31	1
2-Butanone	2.2	U	5.0	2.2	ug/L			03/09/18 17:31	1
2-Hexanone	0.72	U	5.0	0.72	ug/L			03/09/18 17:31	1
4-Methyl-2-pentanone	0.63	U	5.0	0.63	ug/L			03/09/18 17:31	1
Acetone	1.1	U	5.0	1.1	ug/L			03/09/18 17:31	1
Benzene	0.090	U	1.0	0.090	ug/L			03/09/18 17:31	1
Bromochloromethane	0.30	U	1.0	0.30	ug/L			03/09/18 17:31	1
Bromodichloromethane	0.15	U	1.0	0.15	ug/L			03/09/18 17:31	1
Bromoform	0.18	U	1.0	0.18	ug/L			03/09/18 17:31	1
Bromomethane	0.18	U	1.0	0.18	ug/L			03/09/18 17:31	1
Carbon disulfide	0.22	U	1.0	0.22	ug/L			03/09/18 17:31	1
Carbon tetrachloride	0.33	U	1.0	0.33	ug/L			03/09/18 17:31	1
Chlorobenzene	0.24	U	1.0	0.24	ug/L			03/09/18 17:31	1
Chloroethane	0.37	U	1.0	0.37	ug/L			03/09/18 17:31	1
Chloroform	**0.73**	**J**	1.0	0.22	ug/L			03/09/18 17:31	1
Chloromethane	0.22	U	1.0	0.22	ug/L			03/09/18 17:31	1
cis-1,2-Dichloroethene	0.26	U	1.0	0.26	ug/L			03/09/18 17:31	1
cis-1,3-Dichloropropene	0.16	U	1.0	0.16	ug/L			03/09/18 17:31	1
Cyclohexane	0.26	U	1.0	0.26	ug/L			03/09/18 17:31	1
Dibromochloromethane	0.22	U	1.0	0.22	ug/L			03/09/18 17:31	1
Dichlorodifluoromethane	0.14	U	1.0	0.14	ug/L			03/09/18 17:31	1
Ethylbenzene	0.30	U	1.0	0.30	ug/L			03/09/18 17:31	1
Freon TF	0.34	U	1.0	0.34	ug/L			03/09/18 17:31	1
Isopropylbenzene	0.32	U	1.0	0.32	ug/L			03/09/18 17:31	1
m&p-Xylene	0.28	U	1.0	0.28	ug/L			03/09/18 17:31	1
Methyl acetate	0.58	U	5.0	0.58	ug/L			03/09/18 17:31	1
Methylcyclohexane	0.22	U	1.0	0.22	ug/L			03/09/18 17:31	1
Methylene Chloride	**0.86**	**J**	1.0	0.21	ug/L			03/09/18 17:31	1
MTBE	0.13	U	1.0	0.13	ug/L			03/09/18 17:31	1
o-Xylene	0.32	U	1.0	0.32	ug/L			03/09/18 17:31	1
Styrene	0.17	U	1.0	0.17	ug/L			03/09/18 17:31	1
Tetrachloroethene	**0.26**	**J**	1.0	0.12	ug/L			03/09/18 17:31	1
Toluene	0.25	U	1.0	0.25	ug/L			03/09/18 17:31	1
trans-1,2-Dichloroethene	0.18	U	1.0	0.18	ug/L			03/09/18 17:31	1
trans-1,3-Dichloropropene	0.19	U	1.0	0.19	ug/L			03/09/18 17:31	1
Trichloroethene	0.22	U	1.0	0.22	ug/L			03/09/18 17:31	1
Trichlorofluoromethane	**1.6**		1.0	0.15	ug/L			03/09/18 17:31	1
Vinyl chloride	0.060	U	1.0	0.060	ug/L			03/09/18 17:31	1

Tentatively Identified Compound	*Est. Result*	*Qualifier*	*Unit*	*D*	*RT*	*CAS No.*	*Prepared*	*Analyzed*	*Dil Fac*
Tentatively Identified Compound	*None*		*ug/L*					*03/09/18 17:31*	*1*

Surrogate	*%Recovery*	*Qualifier*	*Limits*	*Prepared*	*Analyzed*	*Dil Fac*
1,2-Dichloroethane-d4 (Surr)	*102*		*70 - 130*		*03/09/18 17:31*	*1*
Bromofluorobenzene	*98*		*70 - 130*		*03/09/18 17:31*	*1*
Dibromofluoromethane (Surr)	*104*		*70 - 130*		*03/09/18 17:31*	*1*
Toluene-d8 (Surr)	*98*		*70 - 130*		*03/09/18 17:31*	*1*

Client Sample ID: MW-545D

Date Collected: 02/27/18 11:00
Date Received: 02/28/18 13:45

Lab Sample ID: 460-151079-28

Matrix: Water

Method: 8260C - Volatile Organic Compounds by GC/MS

Analyte	Result	Qualifier	RL	MDL	Unit	D	Prepared	Analyzed	Dil Fac
1,1,1-Trichloroethane	0.28	U	1.0	0.28	ug/L			03/09/18 17:55	1
1,1,2,2-Tetrachloroethane	0.19	U	1.0	0.19	ug/L			03/09/18 17:55	1
1,1,2-Trichloroethane	0.080	U	1.0	0.080	ug/L			03/09/18 17:55	1
1,1-Dichloroethane	0.24	U	1.0	0.24	ug/L			03/09/18 17:55	1
1,1-Dichloroethene	0.34	U	1.0	0.34	ug/L			03/09/18 17:55	1
1,2,3-Trichlorobenzene	0.35	U	1.0	0.35	ug/L			03/09/18 17:55	1
1,2,4-Trichlorobenzene	0.27	U	1.0	0.27	ug/L			03/09/18 17:55	1
1,2-Dibromo-3-Chloropropane	0.23	U	1.0	0.23	ug/L			03/09/18 17:55	1
1,2-Dibromoethane	0.19	U	1.0	0.19	ug/L			03/09/18 17:55	1
1,2-Dichlorobenzene	0.22	U	1.0	0.22	ug/L			03/09/18 17:55	1
1,2-Dichloroethane	0.25	U	1.0	0.25	ug/L			03/09/18 17:55	1
1,2-Dichloropropane	0.18	U	1.0	0.18	ug/L			03/09/18 17:55	1
1,3-Dichlorobenzene	0.33	U	1.0	0.33	ug/L			03/09/18 17:55	1
1,4-Dichlorobenzene	0.33	U	1.0	0.33	ug/L			03/09/18 17:55	1
1,4-Dioxane	8.7	U	50	8.7	ug/L			03/09/18 17:55	1
2-Butanone	2.2	U	5.0	2.2	ug/L			03/09/18 17:55	1
2-Hexanone	0.72	U	5.0	0.72	ug/L			03/09/18 17:55	1
4-Methyl-2-pentanone	0.63	U	5.0	0.63	ug/L			03/09/18 17:55	1
Acetone	1.1	U	5.0	1.1	ug/L			03/09/18 17:55	1
Benzene	0.090	U	1.0	0.090	ug/L			03/09/18 17:55	1
Bromochloromethane	0.30	U	1.0	0.30	ug/L			03/09/18 17:55	1
Bromodichloromethane	0.15	U	1.0	0.15	ug/L			03/09/18 17:55	1
Bromoform	0.18	U	1.0	0.18	ug/L			03/09/18 17:55	1
Bromomethane	0.18	U	1.0	0.18	ug/L			03/09/18 17:55	1
Carbon disulfide	0.22	U	1.0	0.22	ug/L			03/09/18 17:55	1
Carbon tetrachloride	0.33	U	1.0	0.33	ug/L			03/09/18 17:55	1
Chlorobenzene	0.24	U	1.0	0.24	ug/L			03/09/18 17:55	1
Chloroethane	0.37	U	1.0	0.37	ug/L			03/09/18 17:55	1
Chloroform	**0.54**	**J**	1.0	0.22	ug/L			03/09/18 17:55	1
Chloromethane	0.22	U	1.0	0.22	ug/L			03/09/18 17:55	1
cis-1,2-Dichloroethene	0.26	U	1.0	0.26	ug/L			03/09/18 17:55	1
cis-1,3-Dichloropropene	0.16	U	1.0	0.16	ug/L			03/09/18 17:55	1
Cyclohexane	0.26	U	1.0	0.26	ug/L			03/09/18 17:55	1
Dibromochloromethane	0.22	U	1.0	0.22	ug/L			03/09/18 17:55	1
Dichlorodifluoromethane	0.14	U	1.0	0.14	ug/L			03/09/18 17:55	1
Ethylbenzene	0.30	U	1.0	0.30	ug/L			03/09/18 17:55	1
Freon TF	0.34	U	1.0	0.34	ug/L			03/09/18 17:55	1
Isopropylbenzene	0.32	U	1.0	0.32	ug/L			03/09/18 17:55	1
m&p-Xylene	0.28	U	1.0	0.28	ug/L			03/09/18 17:55	1
Methyl acetate	0.58	U	5.0	0.58	ug/L			03/09/18 17:55	1
Methylcyclohexane	0.22	U	1.0	0.22	ug/L			03/09/18 17:55	1
Methylene Chloride	**0.74**	**J**	1.0	0.21	ug/L			03/09/18 17:55	1
MTBE	0.13	U	1.0	0.13	ug/L			03/09/18 17:55	1
o-Xylene	0.32	U	1.0	0.32	ug/L			03/09/18 17:55	1
Styrene	0.17	U	1.0	0.17	ug/L			03/09/18 17:55	1
Tetrachloroethene	**2.8**		1.0	0.12	ug/L			03/09/18 17:55	1
Toluene	0.25	U	1.0	0.25	ug/L			03/09/18 17:55	1
trans-1,2-Dichloroethene	0.18	U	1.0	0.18	ug/L			03/09/18 17:55	1
trans-1,3-Dichloropropene	0.19	U	1.0	0.19	ug/L			03/09/18 17:55	1

Client Sample ID: MW-545D

Lab Sample ID: 460-151079-28

Date Collected: 02/27/18 11:00

Matrix: Water

Date Received: 02/28/18 13:45

Method: 8260C - Volatile Organic Compounds by GC/MS (Continued)

Analyte	Result	Qualifier	RL	MDL	Unit	D	Prepared	Analyzed	Dil Fac
Trichloroethene	**0.52**	**J**	1.0	0.22	ug/L			03/09/18 17:55	1
Trichlorofluoromethane	**0.62**	**J**	1.0	0.15	ug/L			03/09/18 17:55	1
Vinyl chloride	0.060	U	1.0	0.060	ug/L			03/09/18 17:55	1

Tentatively Identified Compound	*Est. Result*	*Qualifier*	*Unit*	*D*	*RT*	*CAS No.*	*Prepared*	*Analyzed*	*Dil Fac*
Tentatively Identified Compound	*None*		*ug/L*					*03/09/18 17:55*	*1*

Surrogate	*%Recovery*	*Qualifier*	*Limits*	*Prepared*	*Analyzed*	*Dil Fac*
1,2-Dichloroethane-d4 (Surr)	*100*		*70 - 130*		*03/09/18 17:55*	*1*
Bromofluorobenzene	*99*		*70 - 130*		*03/09/18 17:55*	*1*
Dibromofluoromethane (Surr)	*105*		*70 - 130*		*03/09/18 17:55*	*1*
Toluene-d8 (Surr)	*98*		*70 - 130*		*03/09/18 17:55*	*1*

Client Sample ID: MW-546S

Lab Sample ID: 460-151079-29

Date Collected: 02/27/18 09:45

Matrix: Water

Date Received: 02/28/18 13:45

Method: 8260C - Volatile Organic Compounds by GC/MS

Analyte	Result	Qualifier	RL	MDL	Unit	D	Prepared	Analyzed	Dil Fac
1,1,1-Trichloroethane	0.28	U	1.0	0.28	ug/L			03/09/18 18:18	1
1,1,2,2-Tetrachloroethane	0.19	U	1.0	0.19	ug/L			03/09/18 18:18	1
1,1,2-Trichloroethane	0.080	U	1.0	0.080	ug/L			03/09/18 18:18	1
1,1-Dichloroethane	0.24	U	1.0	0.24	ug/L			03/09/18 18:18	1
1,1-Dichloroethene	0.34	U	1.0	0.34	ug/L			03/09/18 18:18	1
1,2,3-Trichlorobenzene	0.35	U	1.0	0.35	ug/L			03/09/18 18:18	1
1,2,4-Trichlorobenzene	0.27	U	1.0	0.27	ug/L			03/09/18 18:18	1
1,2-Dibromo-3-Chloropropane	0.23	U	1.0	0.23	ug/L			03/09/18 18:18	1
1,2-Dibromoethane	0.19	U	1.0	0.19	ug/L			03/09/18 18:18	1
1,2-Dichlorobenzene	0.22	U	1.0	0.22	ug/L			03/09/18 18:18	1
1,2-Dichloroethane	0.25	U	1.0	0.25	ug/L			03/09/18 18:18	1
1,2-Dichloropropane	0.18	U	1.0	0.18	ug/L			03/09/18 18:18	1
1,3-Dichlorobenzene	0.33	U	1.0	0.33	ug/L			03/09/18 18:18	1
1,4-Dichlorobenzene	0.33	U	1.0	0.33	ug/L			03/09/18 18:18	1
1,4-Dioxane	8.7	U	50	8.7	ug/L			03/09/18 18:18	1
2-Butanone	2.2	U	5.0	2.2	ug/L			03/09/18 18:18	1
2-Hexanone	0.72	U	5.0	0.72	ug/L			03/09/18 18:18	1
4-Methyl-2-pentanone	0.63	U	5.0	0.63	ug/L			03/09/18 18:18	1
Acetone	1.1	U	5.0	1.1	ug/L			03/09/18 18:18	1
Benzene	0.090	U	1.0	0.090	ug/L			03/09/18 18:18	1
Bromochloromethane	0.30	U	1.0	0.30	ug/L			03/09/18 18:18	1
Bromodichloromethane	0.15	U	1.0	0.15	ug/L			03/09/18 18:18	1
Bromoform	0.18	U	1.0	0.18	ug/L			03/09/18 18:18	1
Bromomethane	0.18	U	1.0	0.18	ug/L			03/09/18 18:18	1
Carbon disulfide	0.22	U	1.0	0.22	ug/L			03/09/18 18:18	1
Carbon tetrachloride	0.33	U	1.0	0.33	ug/L			03/09/18 18:18	1
Chlorobenzene	0.24	U	1.0	0.24	ug/L			03/09/18 18:18	1
Chloroethane	0.37	U	1.0	0.37	ug/L			03/09/18 18:18	1
Chloroform	0.22	U	1.0	0.22	ug/L			03/09/18 18:18	1
Chloromethane	0.22	U	1.0	0.22	ug/L			03/09/18 18:18	1
cis-1,2-Dichloroethene	0.26	U	1.0	0.26	ug/L			03/09/18 18:18	1

Client Sample ID: MW-546S

Date Collected: 02/27/18 09:45
Date Received: 02/28/18 13:45

Lab Sample ID: 460-151079-29

Matrix: Water

Method: 8260C - Volatile Organic Compounds by GC/MS (Continued)

Analyte	Result	Qualifier	RL	MDL	Unit	D	Prepared	Analyzed	Dil Fac
cis-1,3-Dichloropropene	0.16	U	1.0	0.16	ug/L			03/09/18 18:18	1
Cyclohexane	0.26	U	1.0	0.26	ug/L			03/09/18 18:18	1
Dibromochloromethane	0.22	U	1.0	0.22	ug/L			03/09/18 18:18	1
Dichlorodifluoromethane	0.14	U	1.0	0.14	ug/L			03/09/18 18:18	1
Ethylbenzene	0.30	U	1.0	0.30	ug/L			03/09/18 18:18	1
Freon TF	0.34	U	1.0	0.34	ug/L			03/09/18 18:18	1
Isopropylbenzene	0.32	U	1.0	0.32	ug/L			03/09/18 18:18	1
m&p-Xylene	0.28	U	1.0	0.28	ug/L			03/09/18 18:18	1
Methyl acetate	0.58	U	5.0	0.58	ug/L			03/09/18 18:18	1
Methylcyclohexane	0.22	U	1.0	0.22	ug/L			03/09/18 18:18	1
Methylene Chloride	**0.82**	**J**	1.0	0.21	ug/L			03/09/18 18:18	1
MTBE	0.13	U	1.0	0.13	ug/L			03/09/18 18:18	1
o-Xylene	0.32	U	1.0	0.32	ug/L			03/09/18 18:18	1
Styrene	0.17	U	1.0	0.17	ug/L			03/09/18 18:18	1
Tetrachloroethene	0.12	U	1.0	0.12	ug/L			03/09/18 18:18	1
Toluene	0.25	U	1.0	0.25	ug/L			03/09/18 18:18	1
trans-1,2-Dichloroethene	0.18	U	1.0	0.18	ug/L			03/09/18 18:18	1
trans-1,3-Dichloropropene	0.19	U	1.0	0.19	ug/L			03/09/18 18:18	1
Trichloroethene	0.22	U	1.0	0.22	ug/L			03/09/18 18:18	1
Trichlorofluoromethane	0.15	U	1.0	0.15	ug/L			03/09/18 18:18	1
Vinyl chloride	0.060	U	1.0	0.060	ug/L			03/09/18 18:18	1

Tentatively Identified Compound	*Est. Result*	*Qualifier*	*Unit*	*D*	*RT*	*CAS No.*	*Prepared*	*Analyzed*	*Dil Fac*
Tentatively Identified Compound	*None*		*ug/L*					*03/09/18 18:18*	*1*

Surrogate	*%Recovery*	*Qualifier*	*Limits*	*Prepared*	*Analyzed*	*Dil Fac*
1,2-Dichloroethane-d4 (Surr)	*101*		*70 - 130*		*03/09/18 18:18*	*1*
Bromofluorobenzene	*101*		*70 - 130*		*03/09/18 18:18*	*1*
Dibromofluoromethane (Surr)	*106*		*70 - 130*		*03/09/18 18:18*	*1*
Toluene-d8 (Surr)	*95*		*70 - 130*		*03/09/18 18:18*	*1*

Client Sample ID: MW-546I

Date Collected: 02/27/18 09:50
Date Received: 02/28/18 13:45

Lab Sample ID: 460-151079-30

Matrix: Water

Method: 8260C - Volatile Organic Compounds by GC/MS

Analyte	Result	Qualifier	RL	MDL	Unit	D	Prepared	Analyzed	Dil Fac
1,1,1-Trichloroethane	0.28	U	1.0	0.28	ug/L			03/09/18 18:42	1
1,1,2,2-Tetrachloroethane	0.19	U	1.0	0.19	ug/L			03/09/18 18:42	1
1,1,2-Trichloroethane	0.080	U	1.0	0.080	ug/L			03/09/18 18:42	1
1,1-Dichloroethane	0.24	U	1.0	0.24	ug/L			03/09/18 18:42	1
1,1-Dichloroethene	0.34	U	1.0	0.34	ug/L			03/09/18 18:42	1
1,2,3-Trichlorobenzene	0.35	U	1.0	0.35	ug/L			03/09/18 18:42	1
1,2,4-Trichlorobenzene	0.27	U	1.0	0.27	ug/L			03/09/18 18:42	1
1,2-Dibromo-3-Chloropropane	0.23	U	1.0	0.23	ug/L			03/09/18 18:42	1
1,2-Dibromoethane	0.19	U	1.0	0.19	ug/L			03/09/18 18:42	1
1,2-Dichlorobenzene	0.22	U	1.0	0.22	ug/L			03/09/18 18:42	1
1,2-Dichloroethane	0.25	U	1.0	0.25	ug/L			03/09/18 18:42	1
1,2-Dichloropropane	0.18	U	1.0	0.18	ug/L			03/09/18 18:42	1
1,3-Dichlorobenzene	0.33	U	1.0	0.33	ug/L			03/09/18 18:42	1

Client Sample ID: MW-546I

Date Collected: 02/27/18 09:50
Date Received: 02/28/18 13:45

Lab Sample ID: 460-151079-30

Matrix: Water

Method: 8260C - Volatile Organic Compounds by GC/MS (Continued)

Analyte	Result	Qualifier	RL	MDL	Unit	D	Prepared	Analyzed	Dil Fac
1,4-Dichlorobenzene	0.33	U	1.0	0.33	ug/L			03/09/18 18:42	1
1,4-Dioxane	8.7	U	50	8.7	ug/L			03/09/18 18:42	1
2-Butanone	2.2	U	5.0	2.2	ug/L			03/09/18 18:42	1
2-Hexanone	0.72	U	5.0	0.72	ug/L			03/09/18 18:42	1
4-Methyl-2-pentanone	0.63	U	5.0	0.63	ug/L			03/09/18 18:42	1
Acetone	1.1	U	5.0	1.1	ug/L			03/09/18 18:42	1
Benzene	0.090	U	1.0	0.090	ug/L			03/09/18 18:42	1
Bromochloromethane	0.30	U	1.0	0.30	ug/L			03/09/18 18:42	1
Bromodichloromethane	0.15	U	1.0	0.15	ug/L			03/09/18 18:42	1
Bromoform	0.18	U	1.0	0.18	ug/L			03/09/18 18:42	1
Bromomethane	0.18	U	1.0	0.18	ug/L			03/09/18 18:42	1
Carbon disulfide	0.22	U	1.0	0.22	ug/L			03/09/18 18:42	1
Carbon tetrachloride	0.33	U	1.0	0.33	ug/L			03/09/18 18:42	1
Chlorobenzene	0.24	U	1.0	0.24	ug/L			03/09/18 18:42	1
Chloroethane	0.37	U	1.0	0.37	ug/L			03/09/18 18:42	1
Chloroform	**0.51**	**J**	1.0	0.22	ug/L			03/09/18 18:42	1
Chloromethane	0.22	U	1.0	0.22	ug/L			03/09/18 18:42	1
cis-1,2-Dichloroethene	0.26	U	1.0	0.26	ug/L			03/09/18 18:42	1
cis-1,3-Dichloropropene	0.16	U	1.0	0.16	ug/L			03/09/18 18:42	1
Cyclohexane	0.26	U	1.0	0.26	ug/L			03/09/18 18:42	1
Dibromochloromethane	0.22	U	1.0	0.22	ug/L			03/09/18 18:42	1
Dichlorodifluoromethane	0.14	U	1.0	0.14	ug/L			03/09/18 18:42	1
Ethylbenzene	0.30	U	1.0	0.30	ug/L			03/09/18 18:42	1
Freon TF	0.34	U	1.0	0.34	ug/L			03/09/18 18:42	1
Isopropylbenzene	0.32	U	1.0	0.32	ug/L			03/09/18 18:42	1
m&p-Xylene	0.28	U	1.0	0.28	ug/L			03/09/18 18:42	1
Methyl acetate	0.58	U	5.0	0.58	ug/L			03/09/18 18:42	1
Methylcyclohexane	0.22	U	1.0	0.22	ug/L			03/09/18 18:42	1
Methylene Chloride	**0.74**	**J**	1.0	0.21	ug/L			03/09/18 18:42	1
MTBE	0.13	U	1.0	0.13	ug/L			03/09/18 18:42	1
o-Xylene	0.32	U	1.0	0.32	ug/L			03/09/18 18:42	1
Styrene	0.17	U	1.0	0.17	ug/L			03/09/18 18:42	1
Tetrachloroethene	0.12	U	1.0	0.12	ug/L			03/09/18 18:42	1
Toluene	0.25	U	1.0	0.25	ug/L			03/09/18 18:42	1
trans-1,2-Dichloroethene	0.18	U	1.0	0.18	ug/L			03/09/18 18:42	1
trans-1,3-Dichloropropene	0.19	U	1.0	0.19	ug/L			03/09/18 18:42	1
Trichloroethene	**0.59**	**J**	1.0	0.22	ug/L			03/09/18 18:42	1
Trichlorofluoromethane	0.15	U	1.0	0.15	ug/L			03/09/18 18:42	1
Vinyl chloride	0.060	U	1.0	0.060	ug/L			03/09/18 18:42	1

Tentatively Identified Compound	*Est. Result*	*Qualifier*	*Unit*	*D*	*RT*	*CAS No.*	*Prepared*	*Analyzed*	*Dil Fac*
Tentatively Identified Compound	*None*		*ug/L*					*03/09/18 18:42*	*1*

Surrogate	*%Recovery*	*Qualifier*	*Limits*	*Prepared*	*Analyzed*	*Dil Fac*
1,2-Dichloroethane-d4 (Surr)	*100*		*70 - 130*		*03/09/18 18:42*	*1*
Bromofluorobenzene	*99*		*70 - 130*		*03/09/18 18:42*	*1*
Dibromofluoromethane (Surr)	*106*		*70 - 130*		*03/09/18 18:42*	*1*
Toluene-d8 (Surr)	*99*		*70 - 130*		*03/09/18 18:42*	*1*

Client Sample ID: MW-546D

Date Collected: 02/27/18 09:55
Date Received: 02/28/18 13:45

Lab Sample ID: 460-151079-31

Matrix: Water

Method: 8260C - Volatile Organic Compounds by GC/MS

Analyte	Result	Qualifier	RL	MDL	Unit	D	Prepared	Analyzed	Dil Fac
1,1,1-Trichloroethane	0.28	U	1.0	0.28	ug/L			03/09/18 19:05	1
1,1,2,2-Tetrachloroethane	0.19	U	1.0	0.19	ug/L			03/09/18 19:05	1
1,1,2-Trichloroethane	0.080	U	1.0	0.080	ug/L			03/09/18 19:05	1
1,1-Dichloroethane	0.24	U	1.0	0.24	ug/L			03/09/18 19:05	1
1,1-Dichloroethene	0.34	U	1.0	0.34	ug/L			03/09/18 19:05	1
1,2,3-Trichlorobenzene	0.35	U	1.0	0.35	ug/L			03/09/18 19:05	1
1,2,4-Trichlorobenzene	0.27	U	1.0	0.27	ug/L			03/09/18 19:05	1
1,2-Dibromo-3-Chloropropane	0.23	U	1.0	0.23	ug/L			03/09/18 19:05	1
1,2-Dibromoethane	0.19	U	1.0	0.19	ug/L			03/09/18 19:05	1
1,2-Dichlorobenzene	0.22	U	1.0	0.22	ug/L			03/09/18 19:05	1
1,2-Dichloroethane	0.25	U	1.0	0.25	ug/L			03/09/18 19:05	1
1,2-Dichloropropane	0.18	U	1.0	0.18	ug/L			03/09/18 19:05	1
1,3-Dichlorobenzene	0.33	U	1.0	0.33	ug/L			03/09/18 19:05	1
1,4-Dichlorobenzene	0.33	U	1.0	0.33	ug/L			03/09/18 19:05	1
1,4-Dioxane	8.7	U	50	8.7	ug/L			03/09/18 19:05	1
2-Butanone	2.2	U	5.0	2.2	ug/L			03/09/18 19:05	1
2-Hexanone	0.72	U	5.0	0.72	ug/L			03/09/18 19:05	1
4-Methyl-2-pentanone	0.63	U	5.0	0.63	ug/L			03/09/18 19:05	1
Acetone	1.1	U	5.0	1.1	ug/L			03/09/18 19:05	1
Benzene	0.090	U	1.0	0.090	ug/L			03/09/18 19:05	1
Bromochloromethane	0.30	U	1.0	0.30	ug/L			03/09/18 19:05	1
Bromodichloromethane	0.15	U	1.0	0.15	ug/L			03/09/18 19:05	1
Bromoform	0.18	U	1.0	0.18	ug/L			03/09/18 19:05	1
Bromomethane	0.18	U	1.0	0.18	ug/L			03/09/18 19:05	1
Carbon disulfide	0.22	U	1.0	0.22	ug/L			03/09/18 19:05	1
Carbon tetrachloride	0.33	U	1.0	0.33	ug/L			03/09/18 19:05	1
Chlorobenzene	0.24	U	1.0	0.24	ug/L			03/09/18 19:05	1
Chloroethane	0.37	U	1.0	0.37	ug/L			03/09/18 19:05	1
Chloroform	**3.7**		1.0	0.22	ug/L			03/09/18 19:05	1
Chloromethane	0.22	U	1.0	0.22	ug/L			03/09/18 19:05	1
cis-1,2-Dichloroethene	**0.38**	**J**	1.0	0.26	ug/L			03/09/18 19:05	1
cis-1,3-Dichloropropene	0.16	U	1.0	0.16	ug/L			03/09/18 19:05	1
Cyclohexane	0.26	U	1.0	0.26	ug/L			03/09/18 19:05	1
Dibromochloromethane	0.22	U	1.0	0.22	ug/L			03/09/18 19:05	1
Dichlorodifluoromethane	0.14	U	1.0	0.14	ug/L			03/09/18 19:05	1
Ethylbenzene	0.30	U	1.0	0.30	ug/L			03/09/18 19:05	1
Freon TF	0.34	U	1.0	0.34	ug/L			03/09/18 19:05	1
Isopropylbenzene	0.32	U	1.0	0.32	ug/L			03/09/18 19:05	1
m&p-Xylene	0.28	U	1.0	0.28	ug/L			03/09/18 19:05	1
Methyl acetate	0.58	U	5.0	0.58	ug/L			03/09/18 19:05	1
Methylcyclohexane	0.22	U	1.0	0.22	ug/L			03/09/18 19:05	1
Methylene Chloride	**0.73**	**J**	1.0	0.21	ug/L			03/09/18 19:05	1
MTBE	0.13	U	1.0	0.13	ug/L			03/09/18 19:05	1
o-Xylene	0.32	U	1.0	0.32	ug/L			03/09/18 19:05	1
Styrene	0.17	U	1.0	0.17	ug/L			03/09/18 19:05	1
Tetrachloroethene	0.12	U	1.0	0.12	ug/L			03/09/18 19:05	1
Toluene	0.25	U	1.0	0.25	ug/L			03/09/18 19:05	1
trans-1,2-Dichloroethene	0.18	U	1.0	0.18	ug/L			03/09/18 19:05	1
trans-1,3-Dichloropropene	0.19	U	1.0	0.19	ug/L			03/09/18 19:05	1

Client Sample ID: MW-546D

Lab Sample ID: 460-151079-31

Date Collected: 02/27/18 09:55

Matrix: Water

Date Received: 02/28/18 13:45

Method: 8260C - Volatile Organic Compounds by GC/MS (Continued)

Analyte	Result	Qualifier	RL	MDL	Unit	D	Prepared	Analyzed	Dil Fac
Trichloroethene	**3.0**		1.0	0.22	ug/L			03/09/18 19:05	1
Trichlorofluoromethane	0.15	U	1.0	0.15	ug/L			03/09/18 19:05	1
Vinyl chloride	0.060	U	1.0	0.060	ug/L			03/09/18 19:05	1

Tentatively Identified Compound	*Est. Result*	*Qualifier*	*Unit*	*D*	*RT*	*CAS No.*	*Prepared*	*Analyzed*	*Dil Fac*
Tentatively Identified Compound	*None*		*ug/L*					*03/09/18 19:05*	*1*

Surrogate	*%Recovery*	*Qualifier*	*Limits*	*Prepared*	*Analyzed*	*Dil Fac*
1,2-Dichloroethane-d4 (Surr)	*103*		*70 - 130*		*03/09/18 19:05*	*1*
Bromofluorobenzene	*102*		*70 - 130*		*03/09/18 19:05*	*1*
Dibromofluoromethane (Surr)	*105*		*70 - 130*		*03/09/18 19:05*	*1*
Toluene-d8 (Surr)	*100*		*70 - 130*		*03/09/18 19:05*	*1*

Client Sample ID: MW-547S

Lab Sample ID: 460-151079-32

Date Collected: 02/27/18 13:30

Matrix: Water

Date Received: 02/28/18 13:45

Method: 8260C - Volatile Organic Compounds by GC/MS

Analyte	Result	Qualifier	RL	MDL	Unit	D	Prepared	Analyzed	Dil Fac
1,1,1-Trichloroethane	0.28	U	1.0	0.28	ug/L			03/09/18 19:29	1
1,1,2,2-Tetrachloroethane	0.19	U	1.0	0.19	ug/L			03/09/18 19:29	1
1,1,2-Trichloroethane	0.080	U	1.0	0.080	ug/L			03/09/18 19:29	1
1,1-Dichloroethane	0.24	U	1.0	0.24	ug/L			03/09/18 19:29	1
1,1-Dichloroethene	0.34	U	1.0	0.34	ug/L			03/09/18 19:29	1
1,2,3-Trichlorobenzene	0.35	U	1.0	0.35	ug/L			03/09/18 19:29	1
1,2,4-Trichlorobenzene	0.27	U	1.0	0.27	ug/L			03/09/18 19:29	1
1,2-Dibromo-3-Chloropropane	0.23	U	1.0	0.23	ug/L			03/09/18 19:29	1
1,2-Dibromoethane	0.19	U	1.0	0.19	ug/L			03/09/18 19:29	1
1,2-Dichlorobenzene	**0.42**	**J**	1.0	0.22	ug/L			03/09/18 19:29	1
1,2-Dichloroethane	0.25	U	1.0	0.25	ug/L			03/09/18 19:29	1
1,2-Dichloropropane	0.18	U	1.0	0.18	ug/L			03/09/18 19:29	1
1,3-Dichlorobenzene	0.33	U	1.0	0.33	ug/L			03/09/18 19:29	1
1,4-Dichlorobenzene	**1.7**		1.0	0.33	ug/L			03/09/18 19:29	1
1,4-Dioxane	8.7	U	50	8.7	ug/L			03/09/18 19:29	1
2-Butanone	2.2	U	5.0	2.2	ug/L			03/09/18 19:29	1
2-Hexanone	0.72	U	5.0	0.72	ug/L			03/09/18 19:29	1
4-Methyl-2-pentanone	0.63	U	5.0	0.63	ug/L			03/09/18 19:29	1
Acetone	1.1	U	5.0	1.1	ug/L			03/09/18 19:29	1
Benzene	0.090	U	1.0	0.090	ug/L			03/09/18 19:29	1
Bromochloromethane	0.30	U	1.0	0.30	ug/L			03/09/18 19:29	1
Bromodichloromethane	0.15	U	1.0	0.15	ug/L			03/09/18 19:29	1
Bromoform	0.18	U	1.0	0.18	ug/L			03/09/18 19:29	1
Bromomethane	0.18	U	1.0	0.18	ug/L			03/09/18 19:29	1
Carbon disulfide	0.22	U	1.0	0.22	ug/L			03/09/18 19:29	1
Carbon tetrachloride	0.33	U	1.0	0.33	ug/L			03/09/18 19:29	1
Chlorobenzene	0.24	U	1.0	0.24	ug/L			03/09/18 19:29	1
Chloroethane	0.37	U	1.0	0.37	ug/L			03/09/18 19:29	1
Chloroform	0.22	U	1.0	0.22	ug/L			03/09/18 19:29	1
Chloromethane	0.22	U	1.0	0.22	ug/L			03/09/18 19:29	1
cis-1,2-Dichloroethene	**0.85**	**J**	1.0	0.26	ug/L			03/09/18 19:29	1

Client Sample ID: MW-547S

Date Collected: 02/27/18 13:30
Date Received: 02/28/18 13:45

Lab Sample ID: 460-151079-32

Matrix: Water

Method: 8260C - Volatile Organic Compounds by GC/MS (Continued)

Analyte	Result	Qualifier	RL	MDL	Unit	D	Prepared	Analyzed	Dil Fac
cis-1,3-Dichloropropene	0.16	U	1.0	0.16	ug/L			03/09/18 19:29	1
Cyclohexane	0.26	U	1.0	0.26	ug/L			03/09/18 19:29	1
Dibromochloromethane	0.22	U	1.0	0.22	ug/L			03/09/18 19:29	1
Dichlorodifluoromethane	0.14	U	1.0	0.14	ug/L			03/09/18 19:29	1
Ethylbenzene	0.30	U	1.0	0.30	ug/L			03/09/18 19:29	1
Freon TF	0.34	U	1.0	0.34	ug/L			03/09/18 19:29	1
Isopropylbenzene	0.32	U	1.0	0.32	ug/L			03/09/18 19:29	1
m&p-Xylene	0.28	U	1.0	0.28	ug/L			03/09/18 19:29	1
Methyl acetate	0.58	U	5.0	0.58	ug/L			03/09/18 19:29	1
Methylcyclohexane	0.22	U	1.0	0.22	ug/L			03/09/18 19:29	1
Methylene Chloride	**0.50**	**J**	1.0	0.21	ug/L			03/09/18 19:29	1
MTBE	0.13	U	1.0	0.13	ug/L			03/09/18 19:29	1
o-Xylene	0.32	U	1.0	0.32	ug/L			03/09/18 19:29	1
Styrene	0.17	U	1.0	0.17	ug/L			03/09/18 19:29	1
Tetrachloroethene	0.12	U	1.0	0.12	ug/L			03/09/18 19:29	1
Toluene	0.25	U	1.0	0.25	ug/L			03/09/18 19:29	1
trans-1,2-Dichloroethene	0.18	U	1.0	0.18	ug/L			03/09/18 19:29	1
trans-1,3-Dichloropropene	0.19	U	1.0	0.19	ug/L			03/09/18 19:29	1
Trichloroethene	**0.54**	**J**	1.0	0.22	ug/L			03/09/18 19:29	1
Trichlorofluoromethane	0.15	U	1.0	0.15	ug/L			03/09/18 19:29	1
Vinyl chloride	0.060	U	1.0	0.060	ug/L			03/09/18 19:29	1

Tentatively Identified Compound	*Est. Result*	*Qualifier*	*Unit*	*D*	*RT*	*CAS No.*	*Prepared*	*Analyzed*	*Dil Fac*
Tentatively Identified Compound	*None*		*ug/L*					*03/09/18 19:29*	*1*

Surrogate	*%Recovery*	*Qualifier*	*Limits*	*Prepared*	*Analyzed*	*Dil Fac*
1,2-Dichloroethane-d4 (Surr)	*98*		*70 - 130*		*03/09/18 19:29*	*1*
Bromofluorobenzene	*104*		*70 - 130*		*03/09/18 19:29*	*1*
Dibromofluoromethane (Surr)	*103*		*70 - 130*		*03/09/18 19:29*	*1*
Toluene-d8 (Surr)	*96*		*70 - 130*		*03/09/18 19:29*	*1*

Client Sample ID: MW-547I

Date Collected: 02/27/18 13:35
Date Received: 02/28/18 13:45

Lab Sample ID: 460-151079-33

Matrix: Water

Method: 8260C - Volatile Organic Compounds by GC/MS

Analyte	Result	Qualifier	RL	MDL	Unit	D	Prepared	Analyzed	Dil Fac
1,1,1-Trichloroethane	0.28	U	1.0	0.28	ug/L			03/09/18 19:53	1
1,1,2,2-Tetrachloroethane	0.19	U	1.0	0.19	ug/L			03/09/18 19:53	1
1,1,2-Trichloroethane	0.080	U	1.0	0.080	ug/L			03/09/18 19:53	1
1,1-Dichloroethane	0.24	U	1.0	0.24	ug/L			03/09/18 19:53	1
1,1-Dichloroethene	0.34	U	1.0	0.34	ug/L			03/09/18 19:53	1
1,2,3-Trichlorobenzene	0.35	U	1.0	0.35	ug/L			03/09/18 19:53	1
1,2,4-Trichlorobenzene	0.27	U	1.0	0.27	ug/L			03/09/18 19:53	1
1,2-Dibromo-3-Chloropropane	0.23	U	1.0	0.23	ug/L			03/09/18 19:53	1
1,2-Dibromoethane	0.19	U	1.0	0.19	ug/L			03/09/18 19:53	1
1,2-Dichlorobenzene	0.22	U	1.0	0.22	ug/L			03/09/18 19:53	1
1,2-Dichloroethane	0.25	U	1.0	0.25	ug/L			03/09/18 19:53	1
1,2-Dichloropropane	0.18	U	1.0	0.18	ug/L			03/09/18 19:53	1
1,3-Dichlorobenzene	0.33	U	1.0	0.33	ug/L			03/09/18 19:53	1

Client Sample ID: MW-547I

Date Collected: 02/27/18 13:35
Date Received: 02/28/18 13:45

Lab Sample ID: 460-151079-33

Matrix: Water

Method: 8260C - Volatile Organic Compounds by GC/MS (Continued)

Analyte	Result	Qualifier	RL	MDL	Unit	D	Prepared	Analyzed	Dil Fac
1,4-Dichlorobenzene	0.33	U	1.0	0.33	ug/L			03/09/18 19:53	1
1,4-Dioxane	8.7	U	50	8.7	ug/L			03/09/18 19:53	1
2-Butanone	2.2	U	5.0	2.2	ug/L			03/09/18 19:53	1
2-Hexanone	0.72	U	5.0	0.72	ug/L			03/09/18 19:53	1
4-Methyl-2-pentanone	0.63	U	5.0	0.63	ug/L			03/09/18 19:53	1
Acetone	1.1	U	5.0	1.1	ug/L			03/09/18 19:53	1
Benzene	0.090	U	1.0	0.090	ug/L			03/09/18 19:53	1
Bromochloromethane	0.30	U	1.0	0.30	ug/L			03/09/18 19:53	1
Bromodichloromethane	0.15	U	1.0	0.15	ug/L			03/09/18 19:53	1
Bromoform	0.18	U	1.0	0.18	ug/L			03/09/18 19:53	1
Bromomethane	0.18	U	1.0	0.18	ug/L			03/09/18 19:53	1
Carbon disulfide	0.22	U	1.0	0.22	ug/L			03/09/18 19:53	1
Carbon tetrachloride	0.33	U	1.0	0.33	ug/L			03/09/18 19:53	1
Chlorobenzene	0.24	U	1.0	0.24	ug/L			03/09/18 19:53	1
Chloroethane	0.37	U	1.0	0.37	ug/L			03/09/18 19:53	1
Chloroform	0.22	U	1.0	0.22	ug/L			03/09/18 19:53	1
Chloromethane	0.22	U	1.0	0.22	ug/L			03/09/18 19:53	1
cis-1,2-Dichloroethene	**1.2**		1.0	0.26	ug/L			03/09/18 19:53	1
cis-1,3-Dichloropropene	0.16	U	1.0	0.16	ug/L			03/09/18 19:53	1
Cyclohexane	0.26	U	1.0	0.26	ug/L			03/09/18 19:53	1
Dibromochloromethane	0.22	U	1.0	0.22	ug/L			03/09/18 19:53	1
Dichlorodifluoromethane	0.14	U	1.0	0.14	ug/L			03/09/18 19:53	1
Ethylbenzene	0.30	U	1.0	0.30	ug/L			03/09/18 19:53	1
Freon TF	0.34	U	1.0	0.34	ug/L			03/09/18 19:53	1
Isopropylbenzene	0.32	U	1.0	0.32	ug/L			03/09/18 19:53	1
m&p-Xylene	0.28	U	1.0	0.28	ug/L			03/09/18 19:53	1
Methyl acetate	0.58	U	5.0	0.58	ug/L			03/09/18 19:53	1
Methylcyclohexane	0.22	U	1.0	0.22	ug/L			03/09/18 19:53	1
Methylene Chloride	**0.39**	**J**	1.0	0.21	ug/L			03/09/18 19:53	1
MTBE	0.13	U	1.0	0.13	ug/L			03/09/18 19:53	1
o-Xylene	0.32	U	1.0	0.32	ug/L			03/09/18 19:53	1
Styrene	0.17	U	1.0	0.17	ug/L			03/09/18 19:53	1
Tetrachloroethene	0.12	U	1.0	0.12	ug/L			03/09/18 19:53	1
Toluene	0.25	U	1.0	0.25	ug/L			03/09/18 19:53	1
trans-1,2-Dichloroethene	0.18	U	1.0	0.18	ug/L			03/09/18 19:53	1
trans-1,3-Dichloropropene	0.19	U	1.0	0.19	ug/L			03/09/18 19:53	1
Trichloroethene	**4.7**		1.0	0.22	ug/L			03/09/18 19:53	1
Trichlorofluoromethane	0.15	U	1.0	0.15	ug/L			03/09/18 19:53	1
Vinyl chloride	0.060	U	1.0	0.060	ug/L			03/09/18 19:53	1

Tentatively Identified Compound	*Est. Result*	*Qualifier*	*Unit*	*D*	*RT*	*CAS No.*	*Prepared*	*Analyzed*	*Dil Fac*
Tentatively Identified Compound	*None*		*ug/L*					*03/09/18 19:53*	*1*

Surrogate	*%Recovery*	*Qualifier*	*Limits*	*Prepared*	*Analyzed*	*Dil Fac*
1,2-Dichloroethane-d4 (Surr)	*103*		*70 - 130*		*03/09/18 19:53*	*1*
Bromofluorobenzene	*103*		*70 - 130*		*03/09/18 19:53*	*1*
Dibromofluoromethane (Surr)	*104*		*70 - 130*		*03/09/18 19:53*	*1*
Toluene-d8 (Surr)	*95*		*70 - 130*		*03/09/18 19:53*	*1*

Client Sample ID: MW-547D

Date Collected: 02/27/18 13:40
Date Received: 02/28/18 13:45

Lab Sample ID: 460-151079-34

Matrix: Water

Method: 8260C - Volatile Organic Compounds by GC/MS

Analyte	Result	Qualifier	RL	MDL	Unit	D	Prepared	Analyzed	Dil Fac
1,1,1-Trichloroethane	0.28	U	1.0	0.28	ug/L			03/09/18 20:16	1
1,1,2,2-Tetrachloroethane	0.19	U	1.0	0.19	ug/L			03/09/18 20:16	1
1,1,2-Trichloroethane	0.080	U	1.0	0.080	ug/L			03/09/18 20:16	1
1,1-Dichloroethane	0.24	U	1.0	0.24	ug/L			03/09/18 20:16	1
1,1-Dichloroethene	0.34	U	1.0	0.34	ug/L			03/09/18 20:16	1
1,2,3-Trichlorobenzene	0.35	U	1.0	0.35	ug/L			03/09/18 20:16	1
1,2,4-Trichlorobenzene	0.27	U	1.0	0.27	ug/L			03/09/18 20:16	1
1,2-Dibromo-3-Chloropropane	0.23	U	1.0	0.23	ug/L			03/09/18 20:16	1
1,2-Dibromoethane	0.19	U	1.0	0.19	ug/L			03/09/18 20:16	1
1,2-Dichlorobenzene	0.22	U	1.0	0.22	ug/L			03/09/18 20:16	1
1,2-Dichloroethane	0.25	U	1.0	0.25	ug/L			03/09/18 20:16	1
1,2-Dichloropropane	0.18	U	1.0	0.18	ug/L			03/09/18 20:16	1
1,3-Dichlorobenzene	0.33	U	1.0	0.33	ug/L			03/09/18 20:16	1
1,4-Dichlorobenzene	0.33	U	1.0	0.33	ug/L			03/09/18 20:16	1
1,4-Dioxane	8.7	U	50	8.7	ug/L			03/09/18 20:16	1
2-Butanone	2.2	U	5.0	2.2	ug/L			03/09/18 20:16	1
2-Hexanone	0.72	U	5.0	0.72	ug/L			03/09/18 20:16	1
4-Methyl-2-pentanone	0.63	U	5.0	0.63	ug/L			03/09/18 20:16	1
Acetone	1.1	U	5.0	1.1	ug/L			03/09/18 20:16	1
Benzene	0.090	U	1.0	0.090	ug/L			03/09/18 20:16	1
Bromochloromethane	0.30	U	1.0	0.30	ug/L			03/09/18 20:16	1
Bromodichloromethane	0.15	U	1.0	0.15	ug/L			03/09/18 20:16	1
Bromoform	0.18	U	1.0	0.18	ug/L			03/09/18 20:16	1
Bromomethane	0.18	U	1.0	0.18	ug/L			03/09/18 20:16	1
Carbon disulfide	0.22	U	1.0	0.22	ug/L			03/09/18 20:16	1
Carbon tetrachloride	0.33	U	1.0	0.33	ug/L			03/09/18 20:16	1
Chlorobenzene	0.24	U	1.0	0.24	ug/L			03/09/18 20:16	1
Chloroethane	0.37	U	1.0	0.37	ug/L			03/09/18 20:16	1
Chloroform	0.22	U	1.0	0.22	ug/L			03/09/18 20:16	1
Chloromethane	0.22	U	1.0	0.22	ug/L			03/09/18 20:16	1
cis-1,2-Dichloroethene	0.26	U	1.0	0.26	ug/L			03/09/18 20:16	1
cis-1,3-Dichloropropene	0.16	U	1.0	0.16	ug/L			03/09/18 20:16	1
Cyclohexane	0.26	U	1.0	0.26	ug/L			03/09/18 20:16	1
Dibromochloromethane	0.22	U	1.0	0.22	ug/L			03/09/18 20:16	1
Dichlorodifluoromethane	0.14	U	1.0	0.14	ug/L			03/09/18 20:16	1
Ethylbenzene	0.30	U	1.0	0.30	ug/L			03/09/18 20:16	1
Freon TF	0.34	U	1.0	0.34	ug/L			03/09/18 20:16	1
Isopropylbenzene	0.32	U	1.0	0.32	ug/L			03/09/18 20:16	1
m&p-Xylene	0.28	U	1.0	0.28	ug/L			03/09/18 20:16	1
Methyl acetate	0.58	U	5.0	0.58	ug/L			03/09/18 20:16	1
Methylcyclohexane	0.22	U	1.0	0.22	ug/L			03/09/18 20:16	1
Methylene Chloride	**0.48**	**J**	1.0	0.21	ug/L			03/09/18 20:16	1
MTBE	0.13	U	1.0	0.13	ug/L			03/09/18 20:16	1
o-Xylene	0.32	U	1.0	0.32	ug/L			03/09/18 20:16	1
Styrene	0.17	U	1.0	0.17	ug/L			03/09/18 20:16	1
Tetrachloroethene	0.12	U	1.0	0.12	ug/L			03/09/18 20:16	1
Toluene	0.25	U	1.0	0.25	ug/L			03/09/18 20:16	1
trans-1,2-Dichloroethene	0.18	U	1.0	0.18	ug/L			03/09/18 20:16	1
trans-1,3-Dichloropropene	0.19	U	1.0	0.19	ug/L			03/09/18 20:16	1

Client Sample ID: MW-547D

Date Collected: 02/27/18 13:40
Date Received: 02/28/18 13:45

Lab Sample ID: 460-151079-34

Matrix: Water

Method: 8260C - Volatile Organic Compounds by GC/MS (Continued)

Analyte	Result	Qualifier	RL	MDL	Unit	D	Prepared	Analyzed	Dil Fac
Trichloroethene	0.22	U	1.0	0.22	ug/L			03/09/18 20:16	1
Trichlorofluoromethane	0.15	U	1.0	0.15	ug/L			03/09/18 20:16	1
Vinyl chloride	0.060	U	1.0	0.060	ug/L			03/09/18 20:16	1

Tentatively Identified Compound	*Est. Result*	*Qualifier*	*Unit*	*D*	*RT*	*CAS No.*	*Prepared*	*Analyzed*	*Dil Fac*
Tentatively Identified Compound	*None*		*ug/L*					*03/09/18 20:16*	*1*

Surrogate	*%Recovery*	*Qualifier*	*Limits*	*Prepared*	*Analyzed*	*Dil Fac*
1,2-Dichloroethane-d4 (Surr)	*97*		*70 - 130*		*03/09/18 20:16*	*1*
Bromofluorobenzene	*101*		*70 - 130*		*03/09/18 20:16*	*1*
Dibromofluoromethane (Surr)	*106*		*70 - 130*		*03/09/18 20:16*	*1*
Toluene-d8 (Surr)	*95*		*70 - 130*		*03/09/18 20:16*	*1*

Client Sample ID: MW-549S

Date Collected: 02/27/18 07:30
Date Received: 02/28/18 13:45

Lab Sample ID: 460-151079-35

Matrix: Water

Method: 8260C - Volatile Organic Compounds by GC/MS

Analyte	Result	Qualifier	RL	MDL	Unit	D	Prepared	Analyzed	Dil Fac
1,1,1-Trichloroethane	0.28	U	1.0	0.28	ug/L			03/09/18 20:40	1
1,1,2,2-Tetrachloroethane	0.19	U	1.0	0.19	ug/L			03/09/18 20:40	1
1,1,2-Trichloroethane	0.080	U	1.0	0.080	ug/L			03/09/18 20:40	1
1,1-Dichloroethane	0.24	U	1.0	0.24	ug/L			03/09/18 20:40	1
1,1-Dichloroethene	0.34	U	1.0	0.34	ug/L			03/09/18 20:40	1
1,2,3-Trichlorobenzene	0.35	U	1.0	0.35	ug/L			03/09/18 20:40	1
1,2,4-Trichlorobenzene	0.27	U	1.0	0.27	ug/L			03/09/18 20:40	1
1,2-Dibromo-3-Chloropropane	0.23	U	1.0	0.23	ug/L			03/09/18 20:40	1
1,2-Dibromoethane	0.19	U	1.0	0.19	ug/L			03/09/18 20:40	1
1,2-Dichlorobenzene	0.22	U	1.0	0.22	ug/L			03/09/18 20:40	1
1,2-Dichloroethane	0.25	U	1.0	0.25	ug/L			03/09/18 20:40	1
1,2-Dichloropropane	0.18	U	1.0	0.18	ug/L			03/09/18 20:40	1
1,3-Dichlorobenzene	0.33	U	1.0	0.33	ug/L			03/09/18 20:40	1
1,4-Dichlorobenzene	0.33	U	1.0	0.33	ug/L			03/09/18 20:40	1
1,4-Dioxane	8.7	U	50	8.7	ug/L			03/09/18 20:40	1
2-Butanone	2.2	U	5.0	2.2	ug/L			03/09/18 20:40	1
2-Hexanone	0.72	U	5.0	0.72	ug/L			03/09/18 20:40	1
4-Methyl-2-pentanone	0.63	U	5.0	0.63	ug/L			03/09/18 20:40	1
Acetone	1.1	U	5.0	1.1	ug/L			03/09/18 20:40	1
Benzene	0.090	U	1.0	0.090	ug/L			03/09/18 20:40	1
Bromochloromethane	0.30	U	1.0	0.30	ug/L			03/09/18 20:40	1
Bromodichloromethane	0.15	U	1.0	0.15	ug/L			03/09/18 20:40	1
Bromoform	0.18	U	1.0	0.18	ug/L			03/09/18 20:40	1
Bromomethane	0.18	U	1.0	0.18	ug/L			03/09/18 20:40	1
Carbon disulfide	0.22	U	1.0	0.22	ug/L			03/09/18 20:40	1
Carbon tetrachloride	0.33	U	1.0	0.33	ug/L			03/09/18 20:40	1
Chlorobenzene	0.24	U	1.0	0.24	ug/L			03/09/18 20:40	1
Chloroethane	0.37	U	1.0	0.37	ug/L			03/09/18 20:40	1
Chloroform	**1.9**		1.0	0.22	ug/L			03/09/18 20:40	1
Chloromethane	0.22	U	1.0	0.22	ug/L			03/09/18 20:40	1
cis-1,2-Dichloroethene	0.26	U	1.0	0.26	ug/L			03/09/18 20:40	1

Client Sample ID: MW-549S

Date Collected: 02/27/18 07:30
Date Received: 02/28/18 13:45

Lab Sample ID: 460-151079-35

Matrix: Water

Method: 8260C - Volatile Organic Compounds by GC/MS (Continued)

Analyte	Result	Qualifier	RL	MDL	Unit	D	Prepared	Analyzed	Dil Fac
cis-1,3-Dichloropropene	0.16	U	1.0	0.16	ug/L			03/09/18 20:40	1
Cyclohexane	0.26	U	1.0	0.26	ug/L			03/09/18 20:40	1
Dibromochloromethane	0.22	U	1.0	0.22	ug/L			03/09/18 20:40	1
Dichlorodifluoromethane	0.14	U	1.0	0.14	ug/L			03/09/18 20:40	1
Ethylbenzene	0.30	U	1.0	0.30	ug/L			03/09/18 20:40	1
Freon TF	**1.4**		1.0	0.34	ug/L			03/09/18 20:40	1
Isopropylbenzene	0.32	U	1.0	0.32	ug/L			03/09/18 20:40	1
m&p-Xylene	0.28	U	1.0	0.28	ug/L			03/09/18 20:40	1
Methyl acetate	0.58	U	5.0	0.58	ug/L			03/09/18 20:40	1
Methylcyclohexane	0.22	U	1.0	0.22	ug/L			03/09/18 20:40	1
Methylene Chloride	**1.0**		1.0	0.21	ug/L			03/09/18 20:40	1
MTBE	0.13	U	1.0	0.13	ug/L			03/09/18 20:40	1
o-Xylene	0.32	U	1.0	0.32	ug/L			03/09/18 20:40	1
Styrene	0.17	U	1.0	0.17	ug/L			03/09/18 20:40	1
Tetrachloroethene	**2.8**		1.0	0.12	ug/L			03/09/18 20:40	1
Toluene	0.25	U	1.0	0.25	ug/L			03/09/18 20:40	1
trans-1,2-Dichloroethene	0.18	U	1.0	0.18	ug/L			03/09/18 20:40	1
trans-1,3-Dichloropropene	0.19	U	1.0	0.19	ug/L			03/09/18 20:40	1
Trichloroethene	**1.0**		1.0	0.22	ug/L			03/09/18 20:40	1
Trichlorofluoromethane	0.15	U	1.0	0.15	ug/L			03/09/18 20:40	1
Vinyl chloride	0.060	U	1.0	0.060	ug/L			03/09/18 20:40	1

Tentatively Identified Compound	*Est. Result*	*Qualifier*	*Unit*	*D*	*RT*	*CAS No.*	*Prepared*	*Analyzed*	*Dil Fac*
Tentatively Identified Compound	*None*		*ug/L*					*03/09/18 20:40*	*1*

Surrogate	*%Recovery*	*Qualifier*	*Limits*	*Prepared*	*Analyzed*	*Dil Fac*
1,2-Dichloroethane-d4 (Surr)	*101*		*70 - 130*		*03/09/18 20:40*	*1*
Bromofluorobenzene	*101*		*70 - 130*		*03/09/18 20:40*	*1*
Dibromofluoromethane (Surr)	*102*		*70 - 130*		*03/09/18 20:40*	*1*
Toluene-d8 (Surr)	*99*		*70 - 130*		*03/09/18 20:40*	*1*

Client Sample ID: MW-549I

Date Collected: 02/27/18 07:25
Date Received: 02/28/18 13:45

Lab Sample ID: 460-151079-36

Matrix: Water

Method: 8260C - Volatile Organic Compounds by GC/MS

Analyte	Result	Qualifier	RL	MDL	Unit	D	Prepared	Analyzed	Dil Fac
1,1,1-Trichloroethane	0.28	U	1.0	0.28	ug/L			03/10/18 02:41	1
1,1,2,2-Tetrachloroethane	0.19	U	1.0	0.19	ug/L			03/10/18 02:41	1
1,1,2-Trichloroethane	0.080	U	1.0	0.080	ug/L			03/10/18 02:41	1
1,1-Dichloroethane	0.24	U	1.0	0.24	ug/L			03/10/18 02:41	1
1,1-Dichloroethene	0.34	U	1.0	0.34	ug/L			03/10/18 02:41	1
1,2,3-Trichlorobenzene	0.35	U	1.0	0.35	ug/L			03/10/18 02:41	1
1,2,4-Trichlorobenzene	0.27	U	1.0	0.27	ug/L			03/10/18 02:41	1
1,2-Dibromo-3-Chloropropane	0.23	U	1.0	0.23	ug/L			03/10/18 02:41	1
1,2-Dibromoethane	0.19	U	1.0	0.19	ug/L			03/10/18 02:41	1
1,2-Dichlorobenzene	0.22	U	1.0	0.22	ug/L			03/10/18 02:41	1
1,2-Dichloroethane	0.25	U	1.0	0.25	ug/L			03/10/18 02:41	1
1,2-Dichloropropane	0.18	U	1.0	0.18	ug/L			03/10/18 02:41	1
1,3-Dichlorobenzene	0.33	U	1.0	0.33	ug/L			03/10/18 02:41	1

Client Sample ID: MW-549I

Date Collected: 02/27/18 07:25
Date Received: 02/28/18 13:45

Lab Sample ID: 460-151079-36

Matrix: Water

Method: 8260C - Volatile Organic Compounds by GC/MS (Continued)

Analyte	Result	Qualifier	RL	MDL	Unit	D	Prepared	Analyzed	Dil Fac
1,4-Dichlorobenzene	0.33	U	1.0	0.33	ug/L			03/10/18 02:41	1
1,4-Dioxane	8.7	U *	50	8.7	ug/L			03/10/18 02:41	1
2-Butanone	2.2	U	5.0	2.2	ug/L			03/10/18 02:41	1
2-Hexanone	0.72	U	5.0	0.72	ug/L			03/10/18 02:41	1
4-Methyl-2-pentanone	0.63	U	5.0	0.63	ug/L			03/10/18 02:41	1
Acetone	1.1	U	5.0	1.1	ug/L			03/10/18 02:41	1
Benzene	0.090	U	1.0	0.090	ug/L			03/10/18 02:41	1
Bromochloromethane	0.30	U	1.0	0.30	ug/L			03/10/18 02:41	1
Bromodichloromethane	0.15	U	1.0	0.15	ug/L			03/10/18 02:41	1
Bromoform	0.18	U	1.0	0.18	ug/L			03/10/18 02:41	1
Bromomethane	0.18	U	1.0	0.18	ug/L			03/10/18 02:41	1
Carbon disulfide	0.22	U	1.0	0.22	ug/L			03/10/18 02:41	1
Carbon tetrachloride	0.33	U	1.0	0.33	ug/L			03/10/18 02:41	1
Chlorobenzene	0.24	U	1.0	0.24	ug/L			03/10/18 02:41	1
Chloroethane	0.37	U	1.0	0.37	ug/L			03/10/18 02:41	1
Chloroform	0.22	U	1.0	0.22	ug/L			03/10/18 02:41	1
Chloromethane	0.22	U	1.0	0.22	ug/L			03/10/18 02:41	1
cis-1,2-Dichloroethene	**0.54**	**J**	1.0	0.26	ug/L			03/10/18 02:41	1
cis-1,3-Dichloropropene	0.16	U	1.0	0.16	ug/L			03/10/18 02:41	1
Cyclohexane	0.26	U	1.0	0.26	ug/L			03/10/18 02:41	1
Dibromochloromethane	0.22	U	1.0	0.22	ug/L			03/10/18 02:41	1
Dichlorodifluoromethane	0.14	U	1.0	0.14	ug/L			03/10/18 02:41	1
Ethylbenzene	0.30	U	1.0	0.30	ug/L			03/10/18 02:41	1
Freon TF	**0.90**	**J**	1.0	0.34	ug/L			03/10/18 02:41	1
Isopropylbenzene	0.32	U	1.0	0.32	ug/L			03/10/18 02:41	1
m&p-Xylene	0.28	U	1.0	0.28	ug/L			03/10/18 02:41	1
Methyl acetate	0.58	U	5.0	0.58	ug/L			03/10/18 02:41	1
Methylcyclohexane	0.22	U	1.0	0.22	ug/L			03/10/18 02:41	1
Methylene Chloride	**0.91**	**J**	1.0	0.21	ug/L			03/10/18 02:41	1
MTBE	0.13	U	1.0	0.13	ug/L			03/10/18 02:41	1
o-Xylene	0.32	U	1.0	0.32	ug/L			03/10/18 02:41	1
Styrene	0.17	U	1.0	0.17	ug/L			03/10/18 02:41	1
Tetrachloroethene	**0.63**	**J**	1.0	0.12	ug/L			03/10/18 02:41	1
Toluene	0.25	U	1.0	0.25	ug/L			03/10/18 02:41	1
trans-1,2-Dichloroethene	0.18	U	1.0	0.18	ug/L			03/10/18 02:41	1
trans-1,3-Dichloropropene	0.19	U	1.0	0.19	ug/L			03/10/18 02:41	1
Trichloroethene	**0.92**	**J**	1.0	0.22	ug/L			03/10/18 02:41	1
Trichlorofluoromethane	0.15	U	1.0	0.15	ug/L			03/10/18 02:41	1
Vinyl chloride	0.060	U	1.0	0.060	ug/L			03/10/18 02:41	1

Tentatively Identified Compound	*Est. Result*	*Qualifier*	*Unit*	*D*	*RT*	*CAS No.*	*Prepared*	*Analyzed*	*Dil Fac*
Tentatively Identified Compound	*None*		*ug/L*					*03/10/18 02:41*	*1*

Surrogate	*%Recovery*	*Qualifier*	*Limits*	*Prepared*	*Analyzed*	*Dil Fac*
1,2-Dichloroethane-d4 (Surr)	*98*		*70 - 130*		*03/10/18 02:41*	*1*
Bromofluorobenzene	*107*		*70 - 130*		*03/10/18 02:41*	*1*
Dibromofluoromethane (Surr)	*104*		*70 - 130*		*03/10/18 02:41*	*1*
Toluene-d8 (Surr)	*97*		*70 - 130*		*03/10/18 02:41*	*1*

Client Sample ID: MW-550S

Date Collected: 02/27/18 08:10
Date Received: 02/28/18 13:45

Lab Sample ID: 460-151079-37

Matrix: Water

Method: 8260C - Volatile Organic Compounds by GC/MS

Analyte	Result	Qualifier	RL	MDL	Unit	D	Prepared	Analyzed	Dil Fac
1,1,1-Trichloroethane	0.28	U	1.0	0.28	ug/L			03/10/18 03:04	1
1,1,2,2-Tetrachloroethane	0.19	U	1.0	0.19	ug/L			03/10/18 03:04	1
1,1,2-Trichloroethane	0.080	U	1.0	0.080	ug/L			03/10/18 03:04	1
1,1-Dichloroethane	0.24	U	1.0	0.24	ug/L			03/10/18 03:04	1
1,1-Dichloroethene	0.34	U	1.0	0.34	ug/L			03/10/18 03:04	1
1,2,3-Trichlorobenzene	0.35	U	1.0	0.35	ug/L			03/10/18 03:04	1
1,2,4-Trichlorobenzene	0.27	U	1.0	0.27	ug/L			03/10/18 03:04	1
1,2-Dibromo-3-Chloropropane	0.23	U	1.0	0.23	ug/L			03/10/18 03:04	1
1,2-Dibromoethane	0.19	U	1.0	0.19	ug/L			03/10/18 03:04	1
1,2-Dichlorobenzene	0.22	U	1.0	0.22	ug/L			03/10/18 03:04	1
1,2-Dichloroethane	0.25	U	1.0	0.25	ug/L			03/10/18 03:04	1
1,2-Dichloropropane	0.18	U	1.0	0.18	ug/L			03/10/18 03:04	1
1,3-Dichlorobenzene	0.33	U	1.0	0.33	ug/L			03/10/18 03:04	1
1,4-Dichlorobenzene	0.33	U	1.0	0.33	ug/L			03/10/18 03:04	1
1,4-Dioxane	8.7	U *	50	8.7	ug/L			03/10/18 03:04	1
2-Butanone	2.2	U	5.0	2.2	ug/L			03/10/18 03:04	1
2-Hexanone	0.72	U	5.0	0.72	ug/L			03/10/18 03:04	1
4-Methyl-2-pentanone	0.63	U	5.0	0.63	ug/L			03/10/18 03:04	1
Acetone	1.1	U	5.0	1.1	ug/L			03/10/18 03:04	1
Benzene	0.090	U	1.0	0.090	ug/L			03/10/18 03:04	1
Bromochloromethane	0.30	U	1.0	0.30	ug/L			03/10/18 03:04	1
Bromodichloromethane	0.15	U	1.0	0.15	ug/L			03/10/18 03:04	1
Bromoform	0.18	U	1.0	0.18	ug/L			03/10/18 03:04	1
Bromomethane	0.18	U	1.0	0.18	ug/L			03/10/18 03:04	1
Carbon disulfide	0.22	U	1.0	0.22	ug/L			03/10/18 03:04	1
Carbon tetrachloride	0.33	U	1.0	0.33	ug/L			03/10/18 03:04	1
Chlorobenzene	0.24	U	1.0	0.24	ug/L			03/10/18 03:04	1
Chloroethane	0.37	U	1.0	0.37	ug/L			03/10/18 03:04	1
Chloroform	**2.4**		1.0	0.22	ug/L			03/10/18 03:04	1
Chloromethane	0.22	U	1.0	0.22	ug/L			03/10/18 03:04	1
cis-1,2-Dichloroethene	0.26	U	1.0	0.26	ug/L			03/10/18 03:04	1
cis-1,3-Dichloropropene	0.16	U	1.0	0.16	ug/L			03/10/18 03:04	1
Cyclohexane	0.26	U	1.0	0.26	ug/L			03/10/18 03:04	1
Dibromochloromethane	0.22	U	1.0	0.22	ug/L			03/10/18 03:04	1
Dichlorodifluoromethane	0.14	U	1.0	0.14	ug/L			03/10/18 03:04	1
Ethylbenzene	0.30	U	1.0	0.30	ug/L			03/10/18 03:04	1
Freon TF	0.34	U	1.0	0.34	ug/L			03/10/18 03:04	1
Isopropylbenzene	0.32	U	1.0	0.32	ug/L			03/10/18 03:04	1
m&p-Xylene	0.28	U	1.0	0.28	ug/L			03/10/18 03:04	1
Methyl acetate	0.58	U	5.0	0.58	ug/L			03/10/18 03:04	1
Methylcyclohexane	0.22	U	1.0	0.22	ug/L			03/10/18 03:04	1
Methylene Chloride	**0.43**	**J**	1.0	0.21	ug/L			03/10/18 03:04	1
MTBE	0.13	U	1.0	0.13	ug/L			03/10/18 03:04	1
o-Xylene	0.32	U	1.0	0.32	ug/L			03/10/18 03:04	1
Styrene	0.17	U	1.0	0.17	ug/L			03/10/18 03:04	1
Tetrachloroethene	**0.18**	**J**	1.0	0.12	ug/L			03/10/18 03:04	1
Toluene	0.25	U	1.0	0.25	ug/L			03/10/18 03:04	1
trans-1,2-Dichloroethene	0.18	U	1.0	0.18	ug/L			03/10/18 03:04	1
trans-1,3-Dichloropropene	0.19	U	1.0	0.19	ug/L			03/10/18 03:04	1

Client Sample ID: MW-550S
Lab Sample ID: 460-151079-37
Date Collected: 02/27/18 08:10
Matrix: Water
Date Received: 02/28/18 13:45

Method: 8260C - Volatile Organic Compounds by GC/MS (Continued)

Analyte	Result	Qualifier	RL	MDL	Unit	D	Prepared	Analyzed	Dil Fac
Trichloroethene	**0.89**	**J**	1.0	0.22	ug/L			03/10/18 03:04	1
Trichlorofluoromethane	0.15	U	1.0	0.15	ug/L			03/10/18 03:04	1
Vinyl chloride	0.060	U	1.0	0.060	ug/L			03/10/18 03:04	1

Tentatively Identified Compound	*Est. Result*	*Qualifier*	*Unit*	*D*	*RT*	*CAS No.*	*Prepared*	*Analyzed*	*Dil Fac*
Tentatively Identified Compound	*None*		*ug/L*					*03/10/18 03:04*	*1*

Surrogate	*%Recovery*	*Qualifier*	*Limits*	*Prepared*	*Analyzed*	*Dil Fac*
1,2-Dichloroethane-d4 (Surr)	*99*		*70 - 130*		*03/10/18 03:04*	*1*
Bromofluorobenzene	*105*		*70 - 130*		*03/10/18 03:04*	*1*
Dibromofluoromethane (Surr)	*107*		*70 - 130*		*03/10/18 03:04*	*1*
Toluene-d8 (Surr)	*98*		*70 - 130*		*03/10/18 03:04*	*1*

Client Sample ID: MW-550I
Lab Sample ID: 460-151079-38
Date Collected: 02/27/18 08:15
Matrix: Water
Date Received: 02/28/18 13:45

Method: 8260C - Volatile Organic Compounds by GC/MS

Analyte	Result	Qualifier	RL	MDL	Unit	D	Prepared	Analyzed	Dil Fac
1,1,1-Trichloroethane	0.28	U	1.0	0.28	ug/L			03/10/18 03:27	1
1,1,2,2-Tetrachloroethane	0.19	U	1.0	0.19	ug/L			03/10/18 03:27	1
1,1,2-Trichloroethane	0.080	U	1.0	0.080	ug/L			03/10/18 03:27	1
1,1-Dichloroethane	0.24	U	1.0	0.24	ug/L			03/10/18 03:27	1
1,1-Dichloroethene	0.34	U	1.0	0.34	ug/L			03/10/18 03:27	1
1,2,3-Trichlorobenzene	0.35	U	1.0	0.35	ug/L			03/10/18 03:27	1
1,2,4-Trichlorobenzene	0.27	U	1.0	0.27	ug/L			03/10/18 03:27	1
1,2-Dibromo-3-Chloropropane	0.23	U	1.0	0.23	ug/L			03/10/18 03:27	1
1,2-Dibromoethane	0.19	U	1.0	0.19	ug/L			03/10/18 03:27	1
1,2-Dichlorobenzene	0.22	U	1.0	0.22	ug/L			03/10/18 03:27	1
1,2-Dichloroethane	0.25	U	1.0	0.25	ug/L			03/10/18 03:27	1
1,2-Dichloropropane	0.18	U	1.0	0.18	ug/L			03/10/18 03:27	1
1,3-Dichlorobenzene	0.33	U	1.0	0.33	ug/L			03/10/18 03:27	1
1,4-Dichlorobenzene	0.33	U	1.0	0.33	ug/L			03/10/18 03:27	1
1,4-Dioxane	8.7	U *	50	8.7	ug/L			03/10/18 03:27	1
2-Butanone	2.2	U	5.0	2.2	ug/L			03/10/18 03:27	1
2-Hexanone	0.72	U	5.0	0.72	ug/L			03/10/18 03:27	1
4-Methyl-2-pentanone	0.63	U	5.0	0.63	ug/L			03/10/18 03:27	1
Acetone	1.1	U	5.0	1.1	ug/L			03/10/18 03:27	1
Benzene	0.090	U	1.0	0.090	ug/L			03/10/18 03:27	1
Bromochloromethane	0.30	U	1.0	0.30	ug/L			03/10/18 03:27	1
Bromodichloromethane	0.15	U	1.0	0.15	ug/L			03/10/18 03:27	1
Bromoform	0.18	U	1.0	0.18	ug/L			03/10/18 03:27	1
Bromomethane	0.18	U	1.0	0.18	ug/L			03/10/18 03:27	1
Carbon disulfide	0.22	U	1.0	0.22	ug/L			03/10/18 03:27	1
Carbon tetrachloride	0.33	U	1.0	0.33	ug/L			03/10/18 03:27	1
Chlorobenzene	0.24	U	1.0	0.24	ug/L			03/10/18 03:27	1
Chloroethane	0.37	U	1.0	0.37	ug/L			03/10/18 03:27	1
Chloroform	**3.5**		1.0	0.22	ug/L			03/10/18 03:27	1
Chloromethane	0.22	U	1.0	0.22	ug/L			03/10/18 03:27	1
cis-1,2-Dichloroethene	0.26	U	1.0	0.26	ug/L			03/10/18 03:27	1

Client Sample ID: MW-550I

Date Collected: 02/27/18 08:15
Date Received: 02/28/18 13:45

Lab Sample ID: 460-151079-38

Matrix: Water

Method: 8260C - Volatile Organic Compounds by GC/MS (Continued)

Analyte	Result	Qualifier	RL	MDL	Unit	D	Prepared	Analyzed	Dil Fac
cis-1,3-Dichloropropene	0.16	U	1.0	0.16	ug/L			03/10/18 03:27	1
Cyclohexane	0.26	U	1.0	0.26	ug/L			03/10/18 03:27	1
Dibromochloromethane	0.22	U	1.0	0.22	ug/L			03/10/18 03:27	1
Dichlorodifluoromethane	0.14	U	1.0	0.14	ug/L			03/10/18 03:27	1
Ethylbenzene	0.30	U	1.0	0.30	ug/L			03/10/18 03:27	1
Freon TF	**1.1**		1.0	0.34	ug/L			03/10/18 03:27	1
Isopropylbenzene	0.32	U	1.0	0.32	ug/L			03/10/18 03:27	1
m&p-Xylene	0.28	U	1.0	0.28	ug/L			03/10/18 03:27	1
Methyl acetate	0.58	U	5.0	0.58	ug/L			03/10/18 03:27	1
Methylcyclohexane	0.22	U	1.0	0.22	ug/L			03/10/18 03:27	1
Methylene Chloride	**0.50**	**J**	1.0	0.21	ug/L			03/10/18 03:27	1
MTBE	0.13	U	1.0	0.13	ug/L			03/10/18 03:27	1
o-Xylene	0.32	U	1.0	0.32	ug/L			03/10/18 03:27	1
Styrene	0.17	U	1.0	0.17	ug/L			03/10/18 03:27	1
Tetrachloroethene	**1.6**		1.0	0.12	ug/L			03/10/18 03:27	1
Toluene	0.25	U	1.0	0.25	ug/L			03/10/18 03:27	1
trans-1,2-Dichloroethene	0.18	U	1.0	0.18	ug/L			03/10/18 03:27	1
trans-1,3-Dichloropropene	0.19	U	1.0	0.19	ug/L			03/10/18 03:27	1
Trichloroethene	**1.4**		1.0	0.22	ug/L			03/10/18 03:27	1
Trichlorofluoromethane	0.15	U	1.0	0.15	ug/L			03/10/18 03:27	1
Vinyl chloride	0.060	U	1.0	0.060	ug/L			03/10/18 03:27	1

Tentatively Identified Compound	*Est. Result*	*Qualifier*	*Unit*	*D*	*RT*	*CAS No.*	*Prepared*	*Analyzed*	*Dil Fac*
Tentatively Identified Compound	*None*		*ug/L*					*03/10/18 03:27*	*1*

Surrogate	*%Recovery*	*Qualifier*	*Limits*	*Prepared*	*Analyzed*	*Dil Fac*
1,2-Dichloroethane-d4 (Surr)	*97*		*70 - 130*		*03/10/18 03:27*	*1*
Bromofluorobenzene	*111*		*70 - 130*		*03/10/18 03:27*	*1*
Dibromofluoromethane (Surr)	*105*		*70 - 130*		*03/10/18 03:27*	*1*
Toluene-d8 (Surr)	*95*		*70 - 130*		*03/10/18 03:27*	*1*

Client Sample ID: PZ-521S

Date Collected: 02/27/18 13:45
Date Received: 02/28/18 13:45

Lab Sample ID: 460-151079-39

Matrix: Water

Method: 8260C - Volatile Organic Compounds by GC/MS

Analyte	Result	Qualifier	RL	MDL	Unit	D	Prepared	Analyzed	Dil Fac
1,1,1-Trichloroethane	0.28	U	1.0	0.28	ug/L			03/10/18 03:51	1
1,1,2,2-Tetrachloroethane	0.19	U	1.0	0.19	ug/L			03/10/18 03:51	1
1,1,2-Trichloroethane	0.080	U	1.0	0.080	ug/L			03/10/18 03:51	1
1,1-Dichloroethane	0.24	U	1.0	0.24	ug/L			03/10/18 03:51	1
1,1-Dichloroethene	0.34	U	1.0	0.34	ug/L			03/10/18 03:51	1
1,2,3-Trichlorobenzene	0.35	U	1.0	0.35	ug/L			03/10/18 03:51	1
1,2,4-Trichlorobenzene	0.27	U	1.0	0.27	ug/L			03/10/18 03:51	1
1,2-Dibromo-3-Chloropropane	0.23	U	1.0	0.23	ug/L			03/10/18 03:51	1
1,2-Dibromoethane	0.19	U	1.0	0.19	ug/L			03/10/18 03:51	1
1,2-Dichlorobenzene	**0.34**	**J**	1.0	0.22	ug/L			03/10/18 03:51	1
1,2-Dichloroethane	0.25	U	1.0	0.25	ug/L			03/10/18 03:51	1
1,2-Dichloropropane	0.18	U	1.0	0.18	ug/L			03/10/18 03:51	1
1,3-Dichlorobenzene	0.33	U	1.0	0.33	ug/L			03/10/18 03:51	1

Client Sample ID: PZ-521S

Date Collected: 02/27/18 13:45
Date Received: 02/28/18 13:45

Lab Sample ID: 460-151079-39

Matrix: Water

Method: 8260C - Volatile Organic Compounds by GC/MS (Continued)

Analyte	Result	Qualifier	RL	MDL	Unit	D	Prepared	Analyzed	Dil Fac
1,4-Dichlorobenzene	0.33	U	1.0	0.33	ug/L			03/10/18 03:51	1
1,4-Dioxane	8.7	U *	50	8.7	ug/L			03/10/18 03:51	1
2-Butanone	2.2	U	5.0	2.2	ug/L			03/10/18 03:51	1
2-Hexanone	0.72	U	5.0	0.72	ug/L			03/10/18 03:51	1
4-Methyl-2-pentanone	0.63	U	5.0	0.63	ug/L			03/10/18 03:51	1
Acetone	1.1	U	5.0	1.1	ug/L			03/10/18 03:51	1
Benzene	0.090	U	1.0	0.090	ug/L			03/10/18 03:51	1
Bromochloromethane	0.30	U	1.0	0.30	ug/L			03/10/18 03:51	1
Bromodichloromethane	0.15	U	1.0	0.15	ug/L			03/10/18 03:51	1
Bromoform	0.18	U	1.0	0.18	ug/L			03/10/18 03:51	1
Bromomethane	0.18	U	1.0	0.18	ug/L			03/10/18 03:51	1
Carbon disulfide	0.22	U	1.0	0.22	ug/L			03/10/18 03:51	1
Carbon tetrachloride	0.33	U	1.0	0.33	ug/L			03/10/18 03:51	1
Chlorobenzene	0.24	U	1.0	0.24	ug/L			03/10/18 03:51	1
Chloroethane	0.37	U	1.0	0.37	ug/L			03/10/18 03:51	1
Chloroform	**0.28**	**J**	1.0	0.22	ug/L			03/10/18 03:51	1
Chloromethane	0.22	U	1.0	0.22	ug/L			03/10/18 03:51	1
cis-1,2-Dichloroethene	**0.94**	**J**	1.0	0.26	ug/L			03/10/18 03:51	1
cis-1,3-Dichloropropene	0.16	U	1.0	0.16	ug/L			03/10/18 03:51	1
Cyclohexane	0.26	U	1.0	0.26	ug/L			03/10/18 03:51	1
Dibromochloromethane	0.22	U	1.0	0.22	ug/L			03/10/18 03:51	1
Dichlorodifluoromethane	0.14	U	1.0	0.14	ug/L			03/10/18 03:51	1
Ethylbenzene	0.30	U	1.0	0.30	ug/L			03/10/18 03:51	1
Freon TF	**0.35**	**J**	1.0	0.34	ug/L			03/10/18 03:51	1
Isopropylbenzene	0.32	U	1.0	0.32	ug/L			03/10/18 03:51	1
m&p-Xylene	0.28	U	1.0	0.28	ug/L			03/10/18 03:51	1
Methyl acetate	0.58	U	5.0	0.58	ug/L			03/10/18 03:51	1
Methylcyclohexane	0.22	U	1.0	0.22	ug/L			03/10/18 03:51	1
Methylene Chloride	**0.25**	**J**	1.0	0.21	ug/L			03/10/18 03:51	1
MTBE	0.13	U	1.0	0.13	ug/L			03/10/18 03:51	1
o-Xylene	0.32	U	1.0	0.32	ug/L			03/10/18 03:51	1
Styrene	0.17	U	1.0	0.17	ug/L			03/10/18 03:51	1
Tetrachloroethene	**0.33**	**J**	1.0	0.12	ug/L			03/10/18 03:51	1
Toluene	0.25	U	1.0	0.25	ug/L			03/10/18 03:51	1
trans-1,2-Dichloroethene	0.18	U	1.0	0.18	ug/L			03/10/18 03:51	1
trans-1,3-Dichloropropene	0.19	U	1.0	0.19	ug/L			03/10/18 03:51	1
Trichloroethene	**0.60**	**J**	1.0	0.22	ug/L			03/10/18 03:51	1
Trichlorofluoromethane	0.15	U	1.0	0.15	ug/L			03/10/18 03:51	1
Vinyl chloride	0.060	U	1.0	0.060	ug/L			03/10/18 03:51	1

Tentatively Identified Compound	*Est. Result*	*Qualifier*	*Unit*	*D*	*RT*	*CAS No.*	*Prepared*	*Analyzed*	*Dil Fac*
Tentatively Identified Compound	*None*		*ug/L*					*03/10/18 03:51*	*1*

Surrogate	*%Recovery*	*Qualifier*	*Limits*	*Prepared*	*Analyzed*	*Dil Fac*
1,2-Dichloroethane-d4 (Surr)	*101*		*70 - 130*		*03/10/18 03:51*	*1*
Bromofluorobenzene	*104*		*70 - 130*		*03/10/18 03:51*	*1*
Dibromofluoromethane (Surr)	*108*		*70 - 130*		*03/10/18 03:51*	*1*
Toluene-d8 (Surr)	*95*		*70 - 130*		*03/10/18 03:51*	*1*

Client Sample ID: PZ-521I

Date Collected: 02/27/18 13:50
Date Received: 02/28/18 13:45

Lab Sample ID: 460-151079-40

Matrix: Water

Method: 8260C - Volatile Organic Compounds by GC/MS

Analyte	Result	Qualifier	RL	MDL	Unit	D	Prepared	Analyzed	Dil Fac
1,1,1-Trichloroethane	0.28	U	1.0	0.28	ug/L			03/10/18 04:14	1
1,1,2,2-Tetrachloroethane	0.19	U	1.0	0.19	ug/L			03/10/18 04:14	1
1,1,2-Trichloroethane	0.080	U	1.0	0.080	ug/L			03/10/18 04:14	1
1,1-Dichloroethane	0.24	U	1.0	0.24	ug/L			03/10/18 04:14	1
1,1-Dichloroethene	0.34	U	1.0	0.34	ug/L			03/10/18 04:14	1
1,2,3-Trichlorobenzene	0.35	U	1.0	0.35	ug/L			03/10/18 04:14	1
1,2,4-Trichlorobenzene	0.27	U	1.0	0.27	ug/L			03/10/18 04:14	1
1,2-Dibromo-3-Chloropropane	0.23	U	1.0	0.23	ug/L			03/10/18 04:14	1
1,2-Dibromoethane	0.19	U	1.0	0.19	ug/L			03/10/18 04:14	1
1,2-Dichlorobenzene	0.22	U	1.0	0.22	ug/L			03/10/18 04:14	1
1,2-Dichloroethane	0.25	U	1.0	0.25	ug/L			03/10/18 04:14	1
1,2-Dichloropropane	0.18	U	1.0	0.18	ug/L			03/10/18 04:14	1
1,3-Dichlorobenzene	0.33	U	1.0	0.33	ug/L			03/10/18 04:14	1
1,4-Dichlorobenzene	0.33	U	1.0	0.33	ug/L			03/10/18 04:14	1
1,4-Dioxane	8.7	U *	50	8.7	ug/L			03/10/18 04:14	1
2-Butanone	2.2	U	5.0	2.2	ug/L			03/10/18 04:14	1
2-Hexanone	0.72	U	5.0	0.72	ug/L			03/10/18 04:14	1
4-Methyl-2-pentanone	0.63	U	5.0	0.63	ug/L			03/10/18 04:14	1
Acetone	1.1	U	5.0	1.1	ug/L			03/10/18 04:14	1
Benzene	0.090	U	1.0	0.090	ug/L			03/10/18 04:14	1
Bromochloromethane	0.30	U	1.0	0.30	ug/L			03/10/18 04:14	1
Bromodichloromethane	0.15	U	1.0	0.15	ug/L			03/10/18 04:14	1
Bromoform	0.18	U	1.0	0.18	ug/L			03/10/18 04:14	1
Bromomethane	0.18	U	1.0	0.18	ug/L			03/10/18 04:14	1
Carbon disulfide	0.22	U	1.0	0.22	ug/L			03/10/18 04:14	1
Carbon tetrachloride	0.33	U	1.0	0.33	ug/L			03/10/18 04:14	1
Chlorobenzene	0.24	U	1.0	0.24	ug/L			03/10/18 04:14	1
Chloroethane	0.37	U	1.0	0.37	ug/L			03/10/18 04:14	1
Chloroform	**0.63**	**J**	1.0	0.22	ug/L			03/10/18 04:14	1
Chloromethane	0.22	U	1.0	0.22	ug/L			03/10/18 04:14	1
cis-1,2-Dichloroethene	0.26	U	1.0	0.26	ug/L			03/10/18 04:14	1
cis-1,3-Dichloropropene	0.16	U	1.0	0.16	ug/L			03/10/18 04:14	1
Cyclohexane	0.26	U	1.0	0.26	ug/L			03/10/18 04:14	1
Dibromochloromethane	0.22	U	1.0	0.22	ug/L			03/10/18 04:14	1
Dichlorodifluoromethane	0.14	U	1.0	0.14	ug/L			03/10/18 04:14	1
Ethylbenzene	0.30	U	1.0	0.30	ug/L			03/10/18 04:14	1
Freon TF	**0.38**	**J**	1.0	0.34	ug/L			03/10/18 04:14	1
Isopropylbenzene	0.32	U	1.0	0.32	ug/L			03/10/18 04:14	1
m&p-Xylene	0.28	U	1.0	0.28	ug/L			03/10/18 04:14	1
Methyl acetate	0.58	U	5.0	0.58	ug/L			03/10/18 04:14	1
Methylcyclohexane	0.22	U	1.0	0.22	ug/L			03/10/18 04:14	1
Methylene Chloride	**0.54**	**J**	1.0	0.21	ug/L			03/10/18 04:14	1
MTBE	0.13	U	1.0	0.13	ug/L			03/10/18 04:14	1
o-Xylene	0.32	U	1.0	0.32	ug/L			03/10/18 04:14	1
Styrene	0.17	U	1.0	0.17	ug/L			03/10/18 04:14	1
Tetrachloroethene	0.12	U	1.0	0.12	ug/L			03/10/18 04:14	1
Toluene	0.25	U	1.0	0.25	ug/L			03/10/18 04:14	1
trans-1,2-Dichloroethene	0.18	U	1.0	0.18	ug/L			03/10/18 04:14	1
trans-1,3-Dichloropropene	0.19	U	1.0	0.19	ug/L			03/10/18 04:14	1

Client Sample ID: PZ-521I
Lab Sample ID: 460-151079-40
Date Collected: 02/27/18 13:50
Matrix: Water
Date Received: 02/28/18 13:45

Method: 8260C - Volatile Organic Compounds by GC/MS (Continued)

Analyte	Result	Qualifier	RL	MDL	Unit	D	Prepared	Analyzed	Dil Fac
Trichloroethene	**1.2**		1.0	0.22	ug/L			03/10/18 04:14	1
Trichlorofluoromethane	0.15	U	1.0	0.15	ug/L			03/10/18 04:14	1
Vinyl chloride	0.060	U	1.0	0.060	ug/L			03/10/18 04:14	1

Tentatively Identified Compound	*Est. Result*	*Qualifier*	*Unit*	*D*	*RT*	*CAS No.*	*Prepared*	*Analyzed*	*Dil Fac*
Tentatively Identified Compound	*None*		*ug/L*					*03/10/18 04:14*	*1*

Surrogate	*%Recovery*	*Qualifier*	*Limits*	*Prepared*	*Analyzed*	*Dil Fac*
1,2-Dichloroethane-d4 (Surr)	*101*		*70 - 130*		*03/10/18 04:14*	*1*
Bromofluorobenzene	*107*		*70 - 130*		*03/10/18 04:14*	*1*
Dibromofluoromethane (Surr)	*110*		*70 - 130*		*03/10/18 04:14*	*1*
Toluene-d8 (Surr)	*95*		*70 - 130*		*03/10/18 04:14*	*1*

Client Sample ID: PZ-522S
Lab Sample ID: 460-151079-41
Date Collected: 02/27/18 11:55
Matrix: Water
Date Received: 02/28/18 13:45

Method: 8260C - Volatile Organic Compounds by GC/MS

Analyte	Result	Qualifier	RL	MDL	Unit	D	Prepared	Analyzed	Dil Fac
1,1,1-Trichloroethane	0.28	U	1.0	0.28	ug/L			03/10/18 04:38	1
1,1,2,2-Tetrachloroethane	0.19	U	1.0	0.19	ug/L			03/10/18 04:38	1
1,1,2-Trichloroethane	0.080	U	1.0	0.080	ug/L			03/10/18 04:38	1
1,1-Dichloroethane	0.24	U	1.0	0.24	ug/L			03/10/18 04:38	1
1,1-Dichloroethene	0.34	U	1.0	0.34	ug/L			03/10/18 04:38	1
1,2,3-Trichlorobenzene	0.35	U	1.0	0.35	ug/L			03/10/18 04:38	1
1,2,4-Trichlorobenzene	0.27	U	1.0	0.27	ug/L			03/10/18 04:38	1
1,2-Dibromo-3-Chloropropane	0.23	U	1.0	0.23	ug/L			03/10/18 04:38	1
1,2-Dibromoethane	0.19	U	1.0	0.19	ug/L			03/10/18 04:38	1
1,2-Dichlorobenzene	0.22	U	1.0	0.22	ug/L			03/10/18 04:38	1
1,2-Dichloroethane	0.25	U	1.0	0.25	ug/L			03/10/18 04:38	1
1,2-Dichloropropane	0.18	U	1.0	0.18	ug/L			03/10/18 04:38	1
1,3-Dichlorobenzene	0.33	U	1.0	0.33	ug/L			03/10/18 04:38	1
1,4-Dichlorobenzene	0.33	U	1.0	0.33	ug/L			03/10/18 04:38	1
1,4-Dioxane	8.7	U *	50	8.7	ug/L			03/10/18 04:38	1
2-Butanone	2.2	U	5.0	2.2	ug/L			03/10/18 04:38	1
2-Hexanone	0.72	U	5.0	0.72	ug/L			03/10/18 04:38	1
4-Methyl-2-pentanone	0.63	U	5.0	0.63	ug/L			03/10/18 04:38	1
Acetone	1.1	U	5.0	1.1	ug/L			03/10/18 04:38	1
Benzene	0.090	U	1.0	0.090	ug/L			03/10/18 04:38	1
Bromochloromethane	0.30	U	1.0	0.30	ug/L			03/10/18 04:38	1
Bromodichloromethane	0.15	U	1.0	0.15	ug/L			03/10/18 04:38	1
Bromoform	0.18	U	1.0	0.18	ug/L			03/10/18 04:38	1
Bromomethane	0.18	U	1.0	0.18	ug/L			03/10/18 04:38	1
Carbon disulfide	0.22	U	1.0	0.22	ug/L			03/10/18 04:38	1
Carbon tetrachloride	0.33	U	1.0	0.33	ug/L			03/10/18 04:38	1
Chlorobenzene	0.24	U	1.0	0.24	ug/L			03/10/18 04:38	1
Chloroethane	0.37	U	1.0	0.37	ug/L			03/10/18 04:38	1
Chloroform	0.22	U	1.0	0.22	ug/L			03/10/18 04:38	1
Chloromethane	0.22	U	1.0	0.22	ug/L			03/10/18 04:38	1
cis-1,2-Dichloroethene	0.26	U	1.0	0.26	ug/L			03/10/18 04:38	1

Client Sample ID: PZ-522S

Date Collected: 02/27/18 11:55
Date Received: 02/28/18 13:45

Lab Sample ID: 460-151079-41

Matrix: Water

Method: 8260C - Volatile Organic Compounds by GC/MS (Continued)

Analyte	Result	Qualifier	RL	MDL	Unit	D	Prepared	Analyzed	Dil Fac
cis-1,3-Dichloropropene	0.16	U	1.0	0.16	ug/L			03/10/18 04:38	1
Cyclohexane	0.26	U	1.0	0.26	ug/L			03/10/18 04:38	1
Dibromochloromethane	0.22	U	1.0	0.22	ug/L			03/10/18 04:38	1
Dichlorodifluoromethane	0.14	U	1.0	0.14	ug/L			03/10/18 04:38	1
Ethylbenzene	0.30	U	1.0	0.30	ug/L			03/10/18 04:38	1
Freon TF	0.34	U	1.0	0.34	ug/L			03/10/18 04:38	1
Isopropylbenzene	0.32	U	1.0	0.32	ug/L			03/10/18 04:38	1
m&p-Xylene	0.28	U	1.0	0.28	ug/L			03/10/18 04:38	1
Methyl acetate	0.58	U	5.0	0.58	ug/L			03/10/18 04:38	1
Methylcyclohexane	0.22	U	1.0	0.22	ug/L			03/10/18 04:38	1
Methylene Chloride	**0.50**	**J**	1.0	0.21	ug/L			03/10/18 04:38	1
MTBE	0.13	U	1.0	0.13	ug/L			03/10/18 04:38	1
o-Xylene	0.32	U	1.0	0.32	ug/L			03/10/18 04:38	1
Styrene	0.17	U	1.0	0.17	ug/L			03/10/18 04:38	1
Tetrachloroethene	0.12	U	1.0	0.12	ug/L			03/10/18 04:38	1
Toluene	0.25	U	1.0	0.25	ug/L			03/10/18 04:38	1
trans-1,2-Dichloroethene	0.18	U	1.0	0.18	ug/L			03/10/18 04:38	1
trans-1,3-Dichloropropene	0.19	U	1.0	0.19	ug/L			03/10/18 04:38	1
Trichloroethene	0.22	U	1.0	0.22	ug/L			03/10/18 04:38	1
Trichlorofluoromethane	0.15	U	1.0	0.15	ug/L			03/10/18 04:38	1
Vinyl chloride	0.060	U	1.0	0.060	ug/L			03/10/18 04:38	1

Tentatively Identified Compound	*Est. Result*	*Qualifier*	*Unit*	*D*	*RT*	*CAS No.*	*Prepared*	*Analyzed*	*Dil Fac*
Tentatively Identified Compound	*None*		*ug/L*					*03/10/18 04:38*	*1*

Surrogate	*%Recovery*	*Qualifier*	*Limits*	*Prepared*	*Analyzed*	*Dil Fac*
1,2-Dichloroethane-d4 (Surr)	*99*		*70 - 130*		*03/10/18 04:38*	*1*
Bromofluorobenzene	*105*		*70 - 130*		*03/10/18 04:38*	*1*
Dibromofluoromethane (Surr)	*107*		*70 - 130*		*03/10/18 04:38*	*1*
Toluene-d8 (Surr)	*95*		*70 - 130*		*03/10/18 04:38*	*1*

Client Sample ID: PZ-522I

Date Collected: 02/27/18 12:00
Date Received: 02/28/18 13:45

Lab Sample ID: 460-151079-42

Matrix: Water

Method: 8260C - Volatile Organic Compounds by GC/MS

Analyte	Result	Qualifier	RL	MDL	Unit	D	Prepared	Analyzed	Dil Fac
1,1,1-Trichloroethane	0.28	U	1.0	0.28	ug/L			03/10/18 05:01	1
1,1,2,2-Tetrachloroethane	0.19	U	1.0	0.19	ug/L			03/10/18 05:01	1
1,1,2-Trichloroethane	0.080	U	1.0	0.080	ug/L			03/10/18 05:01	1
1,1-Dichloroethane	**1.0**		1.0	0.24	ug/L			03/10/18 05:01	1
1,1-Dichloroethene	0.34	U	1.0	0.34	ug/L			03/10/18 05:01	1
1,2,3-Trichlorobenzene	0.35	U	1.0	0.35	ug/L			03/10/18 05:01	1
1,2,4-Trichlorobenzene	0.27	U	1.0	0.27	ug/L			03/10/18 05:01	1
1,2-Dibromo-3-Chloropropane	0.23	U	1.0	0.23	ug/L			03/10/18 05:01	1
1,2-Dibromoethane	0.19	U	1.0	0.19	ug/L			03/10/18 05:01	1
1,2-Dichlorobenzene	0.22	U	1.0	0.22	ug/L			03/10/18 05:01	1
1,2-Dichloroethane	0.25	U	1.0	0.25	ug/L			03/10/18 05:01	1
1,2-Dichloropropane	0.18	U	1.0	0.18	ug/L			03/10/18 05:01	1
1,3-Dichlorobenzene	0.33	U	1.0	0.33	ug/L			03/10/18 05:01	1

Client Sample ID: PZ-522I
Date Collected: 02/27/18 12:00
Date Received: 02/28/18 13:45

Lab Sample ID: 460-151079-42
Matrix: Water

Method: 8260C - Volatile Organic Compounds by GC/MS (Continued)

Analyte	Result	Qualifier	RL	MDL	Unit	D	Prepared	Analyzed	Dil Fac
1,4-Dichlorobenzene	0.33	U	1.0	0.33	ug/L			03/10/18 05:01	1
1,4-Dioxane	8.7	U *	50	8.7	ug/L			03/10/18 05:01	1
2-Butanone	2.2	U	5.0	2.2	ug/L			03/10/18 05:01	1
2-Hexanone	0.72	U	5.0	0.72	ug/L			03/10/18 05:01	1
4-Methyl-2-pentanone	0.63	U	5.0	0.63	ug/L			03/10/18 05:01	1
Acetone	1.1	U	5.0	1.1	ug/L			03/10/18 05:01	1
Benzene	0.090	U	1.0	0.090	ug/L			03/10/18 05:01	1
Bromochloromethane	0.30	U	1.0	0.30	ug/L			03/10/18 05:01	1
Bromodichloromethane	0.15	U	1.0	0.15	ug/L			03/10/18 05:01	1
Bromoform	0.18	U	1.0	0.18	ug/L			03/10/18 05:01	1
Bromomethane	0.18	U	1.0	0.18	ug/L			03/10/18 05:01	1
Carbon disulfide	0.22	U	1.0	0.22	ug/L			03/10/18 05:01	1
Carbon tetrachloride	0.33	U	1.0	0.33	ug/L			03/10/18 05:01	1
Chlorobenzene	0.24	U	1.0	0.24	ug/L			03/10/18 05:01	1
Chloroethane	0.37	U	1.0	0.37	ug/L			03/10/18 05:01	1
Chloroform	**2.5**		1.0	0.22	ug/L			03/10/18 05:01	1
Chloromethane	0.22	U	1.0	0.22	ug/L			03/10/18 05:01	1
cis-1,2-Dichloroethene	**4.0**		1.0	0.26	ug/L			03/10/18 05:01	1
cis-1,3-Dichloropropene	0.16	U	1.0	0.16	ug/L			03/10/18 05:01	1
Cyclohexane	0.26	U	1.0	0.26	ug/L			03/10/18 05:01	1
Dibromochloromethane	0.22	U	1.0	0.22	ug/L			03/10/18 05:01	1
Dichlorodifluoromethane	0.14	U	1.0	0.14	ug/L			03/10/18 05:01	1
Ethylbenzene	0.30	U	1.0	0.30	ug/L			03/10/18 05:01	1
Freon TF	0.34	U	1.0	0.34	ug/L			03/10/18 05:01	1
Isopropylbenzene	0.32	U	1.0	0.32	ug/L			03/10/18 05:01	1
m&p-Xylene	0.28	U	1.0	0.28	ug/L			03/10/18 05:01	1
Methyl acetate	0.58	U	5.0	0.58	ug/L			03/10/18 05:01	1
Methylcyclohexane	0.22	U	1.0	0.22	ug/L			03/10/18 05:01	1
Methylene Chloride	**0.83**	**J**	1.0	0.21	ug/L			03/10/18 05:01	1
MTBE	0.13	U	1.0	0.13	ug/L			03/10/18 05:01	1
o-Xylene	0.32	U	1.0	0.32	ug/L			03/10/18 05:01	1
Styrene	0.17	U	1.0	0.17	ug/L			03/10/18 05:01	1
Tetrachloroethene	**0.88**	**J**	1.0	0.12	ug/L			03/10/18 05:01	1
Toluene	0.25	U	1.0	0.25	ug/L			03/10/18 05:01	1
trans-1,2-Dichloroethene	0.18	U	1.0	0.18	ug/L			03/10/18 05:01	1
trans-1,3-Dichloropropene	0.19	U	1.0	0.19	ug/L			03/10/18 05:01	1
Trichloroethene	**1.7**		1.0	0.22	ug/L			03/10/18 05:01	1
Trichlorofluoromethane	0.15	U	1.0	0.15	ug/L			03/10/18 05:01	1
Vinyl chloride	0.060	U	1.0	0.060	ug/L			03/10/18 05:01	1

Tentatively Identified Compound	*Est. Result*	*Qualifier*	*Unit*	*D*	*RT*	*CAS No.*	*Prepared*	*Analyzed*	*Dil Fac*
Tentatively Identified Compound	*None*		*ug/L*					*03/10/18 05:01*	*1*

Surrogate	*%Recovery*	*Qualifier*	*Limits*	*Prepared*	*Analyzed*	*Dil Fac*
1,2-Dichloroethane-d4 (Surr)	*99*		*70 - 130*		*03/10/18 05:01*	*1*
Bromofluorobenzene	*105*		*70 - 130*		*03/10/18 05:01*	*1*
Dibromofluoromethane (Surr)	*108*		*70 - 130*		*03/10/18 05:01*	*1*
Toluene-d8 (Surr)	*94*		*70 - 130*		*03/10/18 05:01*	*1*

Client Sample ID: PZ-522D

Date Collected: 02/27/18 12:05
Date Received: 02/28/18 13:45

Lab Sample ID: 460-151079-43

Matrix: Water

Method: 8260C - Volatile Organic Compounds by GC/MS

Analyte	Result	Qualifier	RL	MDL	Unit	D	Prepared	Analyzed	Dil Fac
1,1,1-Trichloroethane	0.28	U	1.0	0.28	ug/L			03/10/18 05:25	1
1,1,2,2-Tetrachloroethane	0.19	U	1.0	0.19	ug/L			03/10/18 05:25	1
1,1,2-Trichloroethane	0.080	U	1.0	0.080	ug/L			03/10/18 05:25	1
1,1-Dichloroethane	**0.36**	**J**	1.0	0.24	ug/L			03/10/18 05:25	1
1,1-Dichloroethene	0.34	U	1.0	0.34	ug/L			03/10/18 05:25	1
1,2,3-Trichlorobenzene	0.35	U	1.0	0.35	ug/L			03/10/18 05:25	1
1,2,4-Trichlorobenzene	0.27	U	1.0	0.27	ug/L			03/10/18 05:25	1
1,2-Dibromo-3-Chloropropane	0.23	U	1.0	0.23	ug/L			03/10/18 05:25	1
1,2-Dibromoethane	0.19	U	1.0	0.19	ug/L			03/10/18 05:25	1
1,2-Dichlorobenzene	0.22	U	1.0	0.22	ug/L			03/10/18 05:25	1
1,2-Dichloroethane	**0.26**	**J**	1.0	0.25	ug/L			03/10/18 05:25	1
1,2-Dichloropropane	0.18	U	1.0	0.18	ug/L			03/10/18 05:25	1
1,3-Dichlorobenzene	0.33	U	1.0	0.33	ug/L			03/10/18 05:25	1
1,4-Dichlorobenzene	0.33	U	1.0	0.33	ug/L			03/10/18 05:25	1
1,4-Dioxane	8.7	U *	50	8.7	ug/L			03/10/18 05:25	1
2-Butanone	2.2	U	5.0	2.2	ug/L			03/10/18 05:25	1
2-Hexanone	0.72	U	5.0	0.72	ug/L			03/10/18 05:25	1
4-Methyl-2-pentanone	0.63	U	5.0	0.63	ug/L			03/10/18 05:25	1
Acetone	1.1	U	5.0	1.1	ug/L			03/10/18 05:25	1
Benzene	0.090	U	1.0	0.090	ug/L			03/10/18 05:25	1
Bromochloromethane	0.30	U	1.0	0.30	ug/L			03/10/18 05:25	1
Bromodichloromethane	0.15	U	1.0	0.15	ug/L			03/10/18 05:25	1
Bromoform	0.18	U	1.0	0.18	ug/L			03/10/18 05:25	1
Bromomethane	0.18	U	1.0	0.18	ug/L			03/10/18 05:25	1
Carbon disulfide	0.22	U	1.0	0.22	ug/L			03/10/18 05:25	1
Carbon tetrachloride	0.33	U	1.0	0.33	ug/L			03/10/18 05:25	1
Chlorobenzene	0.24	U	1.0	0.24	ug/L			03/10/18 05:25	1
Chloroethane	0.37	U	1.0	0.37	ug/L			03/10/18 05:25	1
Chloroform	**2.6**		1.0	0.22	ug/L			03/10/18 05:25	1
Chloromethane	0.22	U	1.0	0.22	ug/L			03/10/18 05:25	1
cis-1,2-Dichloroethene	**0.35**	**J**	1.0	0.26	ug/L			03/10/18 05:25	1
cis-1,3-Dichloropropene	0.16	U	1.0	0.16	ug/L			03/10/18 05:25	1
Cyclohexane	0.26	U	1.0	0.26	ug/L			03/10/18 05:25	1
Dibromochloromethane	0.22	U	1.0	0.22	ug/L			03/10/18 05:25	1
Dichlorodifluoromethane	0.14	U	1.0	0.14	ug/L			03/10/18 05:25	1
Ethylbenzene	0.30	U	1.0	0.30	ug/L			03/10/18 05:25	1
Freon TF	0.34	U	1.0	0.34	ug/L			03/10/18 05:25	1
Isopropylbenzene	0.32	U	1.0	0.32	ug/L			03/10/18 05:25	1
m&p-Xylene	0.28	U	1.0	0.28	ug/L			03/10/18 05:25	1
Methyl acetate	0.58	U	5.0	0.58	ug/L			03/10/18 05:25	1
Methylcyclohexane	0.22	U	1.0	0.22	ug/L			03/10/18 05:25	1
Methylene Chloride	**0.54**	**J**	1.0	0.21	ug/L			03/10/18 05:25	1
MTBE	0.13	U	1.0	0.13	ug/L			03/10/18 05:25	1
o-Xylene	0.32	U	1.0	0.32	ug/L			03/10/18 05:25	1
Styrene	0.17	U	1.0	0.17	ug/L			03/10/18 05:25	1
Tetrachloroethene	**0.19**	**J**	1.0	0.12	ug/L			03/10/18 05:25	1
Toluene	0.25	U	1.0	0.25	ug/L			03/10/18 05:25	1
trans-1,2-Dichloroethene	0.18	U	1.0	0.18	ug/L			03/10/18 05:25	1
trans-1,3-Dichloropropene	0.19	U	1.0	0.19	ug/L			03/10/18 05:25	1

Client Sample ID: PZ-522D
Lab Sample ID: 460-151079-43
Date Collected: 02/27/18 12:05
Matrix: Water
Date Received: 02/28/18 13:45

Method: 8260C - Volatile Organic Compounds by GC/MS (Continued)

Analyte	Result	Qualifier	RL	MDL	Unit	D	Prepared	Analyzed	Dil Fac
Trichloroethene	**2.0**		1.0	0.22	ug/L			03/10/18 05:25	1
Trichlorofluoromethane	0.15	U	1.0	0.15	ug/L			03/10/18 05:25	1
Vinyl chloride	0.060	U	1.0	0.060	ug/L			03/10/18 05:25	1

Tentatively Identified Compound	*Est. Result*	*Qualifier*	*Unit*	*D*	*RT*	*CAS No.*	*Prepared*	*Analyzed*	*Dil Fac*
Tentatively Identified Compound	*None*		*ug/L*					*03/10/18 05:25*	*1*

Surrogate	*%Recovery*	*Qualifier*	*Limits*	*Prepared*	*Analyzed*	*Dil Fac*
1,2-Dichloroethane-d4 (Surr)	*97*		*70 - 130*		*03/10/18 05:25*	*1*
Bromofluorobenzene	*105*		*70 - 130*		*03/10/18 05:25*	*1*
Dibromofluoromethane (Surr)	*104*		*70 - 130*		*03/10/18 05:25*	*1*
Toluene-d8 (Surr)	*95*		*70 - 130*		*03/10/18 05:25*	*1*

Client Sample ID: PZ-524I
Lab Sample ID: 460-151079-44
Date Collected: 02/27/18 11:10
Matrix: Water
Date Received: 02/28/18 13:45

Method: 8260C - Volatile Organic Compounds by GC/MS

Analyte	Result	Qualifier	RL	MDL	Unit	D	Prepared	Analyzed	Dil Fac
1,1,1-Trichloroethane	0.28	U	1.0	0.28	ug/L			03/10/18 05:48	1
1,1,2,2-Tetrachloroethane	0.19	U	1.0	0.19	ug/L			03/10/18 05:48	1
1,1,2-Trichloroethane	0.080	U	1.0	0.080	ug/L			03/10/18 05:48	1
1,1-Dichloroethane	**0.32**	**J**	1.0	0.24	ug/L			03/10/18 05:48	1
1,1-Dichloroethene	0.34	U	1.0	0.34	ug/L			03/10/18 05:48	1
1,2,3-Trichlorobenzene	0.35	U	1.0	0.35	ug/L			03/10/18 05:48	1
1,2,4-Trichlorobenzene	0.27	U	1.0	0.27	ug/L			03/10/18 05:48	1
1,2-Dibromo-3-Chloropropane	0.23	U	1.0	0.23	ug/L			03/10/18 05:48	1
1,2-Dibromoethane	0.19	U	1.0	0.19	ug/L			03/10/18 05:48	1
1,2-Dichlorobenzene	0.22	U	1.0	0.22	ug/L			03/10/18 05:48	1
1,2-Dichloroethane	0.25	U	1.0	0.25	ug/L			03/10/18 05:48	1
1,2-Dichloropropane	0.18	U	1.0	0.18	ug/L			03/10/18 05:48	1
1,3-Dichlorobenzene	0.33	U	1.0	0.33	ug/L			03/10/18 05:48	1
1,4-Dichlorobenzene	0.33	U	1.0	0.33	ug/L			03/10/18 05:48	1
1,4-Dioxane	8.7	U *	50	8.7	ug/L			03/10/18 05:48	1
2-Butanone	2.2	U	5.0	2.2	ug/L			03/10/18 05:48	1
2-Hexanone	0.72	U	5.0	0.72	ug/L			03/10/18 05:48	1
4-Methyl-2-pentanone	0.63	U	5.0	0.63	ug/L			03/10/18 05:48	1
Acetone	1.1	U	5.0	1.1	ug/L			03/10/18 05:48	1
Benzene	0.090	U	1.0	0.090	ug/L			03/10/18 05:48	1
Bromochloromethane	0.30	U	1.0	0.30	ug/L			03/10/18 05:48	1
Bromodichloromethane	0.15	U	1.0	0.15	ug/L			03/10/18 05:48	1
Bromoform	0.18	U	1.0	0.18	ug/L			03/10/18 05:48	1
Bromomethane	0.18	U	1.0	0.18	ug/L			03/10/18 05:48	1
Carbon disulfide	0.22	U	1.0	0.22	ug/L			03/10/18 05:48	1
Carbon tetrachloride	0.33	U	1.0	0.33	ug/L			03/10/18 05:48	1
Chlorobenzene	0.24	U	1.0	0.24	ug/L			03/10/18 05:48	1
Chloroethane	0.37	U	1.0	0.37	ug/L			03/10/18 05:48	1
Chloroform	**2.4**		1.0	0.22	ug/L			03/10/18 05:48	1
Chloromethane	0.22	U	1.0	0.22	ug/L			03/10/18 05:48	1
cis-1,2-Dichloroethene	**1.8**		1.0	0.26	ug/L			03/10/18 05:48	1

Client Sample ID: PZ-524I

Date Collected: 02/27/18 11:10
Date Received: 02/28/18 13:45

Lab Sample ID: 460-151079-44

Matrix: Water

Method: 8260C - Volatile Organic Compounds by GC/MS (Continued)

Analyte	Result	Qualifier	RL	MDL	Unit	D	Prepared	Analyzed	Dil Fac
cis-1,3-Dichloropropene	0.16	U	1.0	0.16	ug/L			03/10/18 05:48	1
Cyclohexane	0.26	U	1.0	0.26	ug/L			03/10/18 05:48	1
Dibromochloromethane	0.22	U	1.0	0.22	ug/L			03/10/18 05:48	1
Dichlorodifluoromethane	0.14	U	1.0	0.14	ug/L			03/10/18 05:48	1
Ethylbenzene	0.30	U	1.0	0.30	ug/L			03/10/18 05:48	1
Freon TF	0.34	U	1.0	0.34	ug/L			03/10/18 05:48	1
Isopropylbenzene	0.32	U	1.0	0.32	ug/L			03/10/18 05:48	1
m&p-Xylene	0.28	U	1.0	0.28	ug/L			03/10/18 05:48	1
Methyl acetate	0.58	U	5.0	0.58	ug/L			03/10/18 05:48	1
Methylcyclohexane	0.22	U	1.0	0.22	ug/L			03/10/18 05:48	1
Methylene Chloride	**0.87**	**J**	1.0	0.21	ug/L			03/10/18 05:48	1
MTBE	0.13	U	1.0	0.13	ug/L			03/10/18 05:48	1
o-Xylene	0.32	U	1.0	0.32	ug/L			03/10/18 05:48	1
Styrene	0.17	U	1.0	0.17	ug/L			03/10/18 05:48	1
Tetrachloroethene	**81**		1.0	0.12	ug/L			03/10/18 05:48	1
Toluene	0.25	U	1.0	0.25	ug/L			03/10/18 05:48	1
trans-1,2-Dichloroethene	0.18	U	1.0	0.18	ug/L			03/10/18 05:48	1
trans-1,3-Dichloropropene	0.19	U	1.0	0.19	ug/L			03/10/18 05:48	1
Trichloroethene	**2.5**		1.0	0.22	ug/L			03/10/18 05:48	1
Trichlorofluoromethane	0.15	U	1.0	0.15	ug/L			03/10/18 05:48	1
Vinyl chloride	0.060	U	1.0	0.060	ug/L			03/10/18 05:48	1

Tentatively Identified Compound	*Est. Result*	*Qualifier*	*Unit*	*D*	*RT*	*CAS No.*	*Prepared*	*Analyzed*	*Dil Fac*
Tentatively Identified Compound	*None*		*ug/L*					*03/10/18 05:48*	*1*

Surrogate	*%Recovery*	*Qualifier*	*Limits*	*Prepared*	*Analyzed*	*Dil Fac*
1,2-Dichloroethane-d4 (Surr)	*97*		*70 - 130*		*03/10/18 05:48*	*1*
Bromofluorobenzene	*105*		*70 - 130*		*03/10/18 05:48*	*1*
Dibromofluoromethane (Surr)	*103*		*70 - 130*		*03/10/18 05:48*	*1*
Toluene-d8 (Surr)	*95*		*70 - 130*		*03/10/18 05:48*	*1*

Client Sample ID: PZ-524S

Date Collected: 02/27/18 11:05
Date Received: 02/28/18 13:45

Lab Sample ID: 460-151079-45

Matrix: Water

Method: 8260C - Volatile Organic Compounds by GC/MS

Analyte	Result	Qualifier	RL	MDL	Unit	D	Prepared	Analyzed	Dil Fac
1,1,1-Trichloroethane	0.28	U	1.0	0.28	ug/L			03/10/18 06:12	1
1,1,2,2-Tetrachloroethane	0.19	U	1.0	0.19	ug/L			03/10/18 06:12	1
1,1,2-Trichloroethane	0.080	U	1.0	0.080	ug/L			03/10/18 06:12	1
1,1-Dichloroethane	0.24	U	1.0	0.24	ug/L			03/10/18 06:12	1
1,1-Dichloroethene	0.34	U	1.0	0.34	ug/L			03/10/18 06:12	1
1,2,3-Trichlorobenzene	0.35	U	1.0	0.35	ug/L			03/10/18 06:12	1
1,2,4-Trichlorobenzene	0.27	U	1.0	0.27	ug/L			03/10/18 06:12	1
1,2-Dibromo-3-Chloropropane	0.23	U	1.0	0.23	ug/L			03/10/18 06:12	1
1,2-Dibromoethane	0.19	U	1.0	0.19	ug/L			03/10/18 06:12	1
1,2-Dichlorobenzene	0.22	U	1.0	0.22	ug/L			03/10/18 06:12	1
1,2-Dichloroethane	0.25	U	1.0	0.25	ug/L			03/10/18 06:12	1
1,2-Dichloropropane	0.18	U	1.0	0.18	ug/L			03/10/18 06:12	1
1,3-Dichlorobenzene	0.33	U	1.0	0.33	ug/L			03/10/18 06:12	1

Client Sample ID: PZ-524S

Date Collected: 02/27/18 11:05
Date Received: 02/28/18 13:45

Lab Sample ID: 460-151079-45

Matrix: Water

Method: 8260C - Volatile Organic Compounds by GC/MS (Continued)

Analyte	Result	Qualifier	RL	MDL	Unit	D	Prepared	Analyzed	Dil Fac
1,4-Dichlorobenzene	0.33	U	1.0	0.33	ug/L			03/10/18 06:12	1
1,4-Dioxane	8.7	U *	50	8.7	ug/L			03/10/18 06:12	1
2-Butanone	2.2	U	5.0	2.2	ug/L			03/10/18 06:12	1
2-Hexanone	0.72	U	5.0	0.72	ug/L			03/10/18 06:12	1
4-Methyl-2-pentanone	0.63	U	5.0	0.63	ug/L			03/10/18 06:12	1
Acetone	1.1	U	5.0	1.1	ug/L			03/10/18 06:12	1
Benzene	0.090	U	1.0	0.090	ug/L			03/10/18 06:12	1
Bromochloromethane	0.30	U	1.0	0.30	ug/L			03/10/18 06:12	1
Bromodichloromethane	0.15	U	1.0	0.15	ug/L			03/10/18 06:12	1
Bromoform	0.18	U	1.0	0.18	ug/L			03/10/18 06:12	1
Bromomethane	0.18	U	1.0	0.18	ug/L			03/10/18 06:12	1
Carbon disulfide	0.22	U	1.0	0.22	ug/L			03/10/18 06:12	1
Carbon tetrachloride	0.33	U	1.0	0.33	ug/L			03/10/18 06:12	1
Chlorobenzene	0.24	U	1.0	0.24	ug/L			03/10/18 06:12	1
Chloroethane	0.37	U	1.0	0.37	ug/L			03/10/18 06:12	1
Chloroform	**1.5**		1.0	0.22	ug/L			03/10/18 06:12	1
Chloromethane	0.22	U	1.0	0.22	ug/L			03/10/18 06:12	1
cis-1,2-Dichloroethene	0.26	U	1.0	0.26	ug/L			03/10/18 06:12	1
cis-1,3-Dichloropropene	0.16	U	1.0	0.16	ug/L			03/10/18 06:12	1
Cyclohexane	0.26	U	1.0	0.26	ug/L			03/10/18 06:12	1
Dibromochloromethane	0.22	U	1.0	0.22	ug/L			03/10/18 06:12	1
Dichlorodifluoromethane	0.14	U	1.0	0.14	ug/L			03/10/18 06:12	1
Ethylbenzene	0.30	U	1.0	0.30	ug/L			03/10/18 06:12	1
Freon TF	0.34	U	1.0	0.34	ug/L			03/10/18 06:12	1
Isopropylbenzene	0.32	U	1.0	0.32	ug/L			03/10/18 06:12	1
m&p-Xylene	0.28	U	1.0	0.28	ug/L			03/10/18 06:12	1
Methyl acetate	0.58	U	5.0	0.58	ug/L			03/10/18 06:12	1
Methylcyclohexane	0.22	U	1.0	0.22	ug/L			03/10/18 06:12	1
Methylene Chloride	**0.68**	**J**	1.0	0.21	ug/L			03/10/18 06:12	1
MTBE	0.13	U	1.0	0.13	ug/L			03/10/18 06:12	1
o-Xylene	0.32	U	1.0	0.32	ug/L			03/10/18 06:12	1
Styrene	0.17	U	1.0	0.17	ug/L			03/10/18 06:12	1
Tetrachloroethene	0.12	U	1.0	0.12	ug/L			03/10/18 06:12	1
Toluene	0.25	U	1.0	0.25	ug/L			03/10/18 06:12	1
trans-1,2-Dichloroethene	0.18	U	1.0	0.18	ug/L			03/10/18 06:12	1
trans-1,3-Dichloropropene	0.19	U	1.0	0.19	ug/L			03/10/18 06:12	1
Trichloroethene	0.22	U	1.0	0.22	ug/L			03/10/18 06:12	1
Trichlorofluoromethane	0.15	U	1.0	0.15	ug/L			03/10/18 06:12	1
Vinyl chloride	0.060	U	1.0	0.060	ug/L			03/10/18 06:12	1

Tentatively Identified Compound	*Est. Result*	*Qualifier*	*Unit*	*D*	*RT*	*CAS No.*	*Prepared*	*Analyzed*	*Dil Fac*
Tentatively Identified Compound	*None*		*ug/L*					*03/10/18 06:12*	*1*

Surrogate	*%Recovery*	*Qualifier*	*Limits*	*Prepared*	*Analyzed*	*Dil Fac*
1,2-Dichloroethane-d4 (Surr)	*99*		*70 - 130*		*03/10/18 06:12*	*1*
Bromofluorobenzene	*108*		*70 - 130*		*03/10/18 06:12*	*1*
Dibromofluoromethane (Surr)	*105*		*70 - 130*		*03/10/18 06:12*	*1*
Toluene-d8 (Surr)	*96*		*70 - 130*		*03/10/18 06:12*	*1*

Client Sample ID: PZ-524D

Date Collected: 02/27/18 11:15
Date Received: 02/28/18 13:45

Lab Sample ID: 460-151079-46

Matrix: Water

Method: 8260C - Volatile Organic Compounds by GC/MS

Analyte	Result	Qualifier	RL	MDL	Unit	D	Prepared	Analyzed	Dil Fac
1,1,1-Trichloroethane	0.28	U	1.0	0.28	ug/L			03/10/18 06:35	1
1,1,2,2-Tetrachloroethane	0.19	U	1.0	0.19	ug/L			03/10/18 06:35	1
1,1,2-Trichloroethane	0.080	U	1.0	0.080	ug/L			03/10/18 06:35	1
1,1-Dichloroethane	0.24	U	1.0	0.24	ug/L			03/10/18 06:35	1
1,1-Dichloroethene	0.34	U	1.0	0.34	ug/L			03/10/18 06:35	1
1,2,3-Trichlorobenzene	0.35	U	1.0	0.35	ug/L			03/10/18 06:35	1
1,2,4-Trichlorobenzene	0.27	U	1.0	0.27	ug/L			03/10/18 06:35	1
1,2-Dibromo-3-Chloropropane	0.23	U	1.0	0.23	ug/L			03/10/18 06:35	1
1,2-Dibromoethane	0.19	U	1.0	0.19	ug/L			03/10/18 06:35	1
1,2-Dichlorobenzene	0.22	U	1.0	0.22	ug/L			03/10/18 06:35	1
1,2-Dichloroethane	0.25	U	1.0	0.25	ug/L			03/10/18 06:35	1
1,2-Dichloropropane	0.18	U	1.0	0.18	ug/L			03/10/18 06:35	1
1,3-Dichlorobenzene	0.33	U	1.0	0.33	ug/L			03/10/18 06:35	1
1,4-Dichlorobenzene	0.33	U	1.0	0.33	ug/L			03/10/18 06:35	1
1,4-Dioxane	8.7	U *	50	8.7	ug/L			03/10/18 06:35	1
2-Butanone	2.2	U	5.0	2.2	ug/L			03/10/18 06:35	1
2-Hexanone	0.72	U	5.0	0.72	ug/L			03/10/18 06:35	1
4-Methyl-2-pentanone	0.63	U	5.0	0.63	ug/L			03/10/18 06:35	1
Acetone	1.1	U	5.0	1.1	ug/L			03/10/18 06:35	1
Benzene	0.090	U	1.0	0.090	ug/L			03/10/18 06:35	1
Bromochloromethane	0.30	U	1.0	0.30	ug/L			03/10/18 06:35	1
Bromodichloromethane	0.15	U	1.0	0.15	ug/L			03/10/18 06:35	1
Bromoform	0.18	U	1.0	0.18	ug/L			03/10/18 06:35	1
Bromomethane	0.18	U	1.0	0.18	ug/L			03/10/18 06:35	1
Carbon disulfide	0.22	U	1.0	0.22	ug/L			03/10/18 06:35	1
Carbon tetrachloride	0.33	U	1.0	0.33	ug/L			03/10/18 06:35	1
Chlorobenzene	0.24	U	1.0	0.24	ug/L			03/10/18 06:35	1
Chloroethane	0.37	U	1.0	0.37	ug/L			03/10/18 06:35	1
Chloroform	**1.5**		1.0	0.22	ug/L			03/10/18 06:35	1
Chloromethane	0.22	U	1.0	0.22	ug/L			03/10/18 06:35	1
cis-1,2-Dichloroethene	**1.0**		1.0	0.26	ug/L			03/10/18 06:35	1
cis-1,3-Dichloropropene	0.16	U	1.0	0.16	ug/L			03/10/18 06:35	1
Cyclohexane	0.26	U	1.0	0.26	ug/L			03/10/18 06:35	1
Dibromochloromethane	0.22	U	1.0	0.22	ug/L			03/10/18 06:35	1
Dichlorodifluoromethane	0.14	U	1.0	0.14	ug/L			03/10/18 06:35	1
Ethylbenzene	0.30	U	1.0	0.30	ug/L			03/10/18 06:35	1
Freon TF	0.34	U	1.0	0.34	ug/L			03/10/18 06:35	1
Isopropylbenzene	0.32	U	1.0	0.32	ug/L			03/10/18 06:35	1
m&p-Xylene	0.28	U	1.0	0.28	ug/L			03/10/18 06:35	1
Methyl acetate	0.58	U	5.0	0.58	ug/L			03/10/18 06:35	1
Methylcyclohexane	0.22	U	1.0	0.22	ug/L			03/10/18 06:35	1
Methylene Chloride	**0.64**	**J**	1.0	0.21	ug/L			03/10/18 06:35	1
MTBE	0.13	U	1.0	0.13	ug/L			03/10/18 06:35	1
o-Xylene	0.32	U	1.0	0.32	ug/L			03/10/18 06:35	1
Styrene	0.17	U	1.0	0.17	ug/L			03/10/18 06:35	1
Tetrachloroethene	**70**		1.0	0.12	ug/L			03/10/18 06:35	1
Toluene	0.25	U	1.0	0.25	ug/L			03/10/18 06:35	1
trans-1,2-Dichloroethene	0.18	U	1.0	0.18	ug/L			03/10/18 06:35	1
trans-1,3-Dichloropropene	0.19	U	1.0	0.19	ug/L			03/10/18 06:35	1

Client Sample ID: PZ-524D
Lab Sample ID: 460-151079-46
Date Collected: 02/27/18 11:15
Matrix: Water
Date Received: 02/28/18 13:45

Method: 8260C - Volatile Organic Compounds by GC/MS (Continued)

Analyte	Result	Qualifier	RL	MDL	Unit	D	Prepared	Analyzed	Dil Fac
Trichloroethene	**2.8**		1.0	0.22	ug/L			03/10/18 06:35	1
Trichlorofluoromethane	0.15	U	1.0	0.15	ug/L			03/10/18 06:35	1
Vinyl chloride	0.060	U	1.0	0.060	ug/L			03/10/18 06:35	1

Tentatively Identified Compound	*Est. Result*	*Qualifier*	*Unit*	*D*	*RT*	*CAS No.*	*Prepared*	*Analyzed*	*Dil Fac*
Tentatively Identified Compound	*None*		*ug/L*					*03/10/18 06:35*	*1*

Surrogate	*%Recovery*	*Qualifier*	*Limits*	*Prepared*	*Analyzed*	*Dil Fac*
1,2-Dichloroethane-d4 (Surr)	*98*		*70 - 130*		*03/10/18 06:35*	*1*
Bromofluorobenzene	*108*		*70 - 130*		*03/10/18 06:35*	*1*
Dibromofluoromethane (Surr)	*106*		*70 - 130*		*03/10/18 06:35*	*1*
Toluene-d8 (Surr)	*96*		*70 - 130*		*03/10/18 06:35*	*1*

Client Sample ID: DUP-01
Lab Sample ID: 460-151079-47
Date Collected: 02/27/18 00:00
Matrix: Water
Date Received: 02/28/18 13:45

Method: 8260C - Volatile Organic Compounds by GC/MS

Analyte	Result	Qualifier	RL	MDL	Unit	D	Prepared	Analyzed	Dil Fac
1,1,1-Trichloroethane	0.28	U	1.0	0.28	ug/L			03/10/18 06:58	1
1,1,2,2-Tetrachloroethane	0.19	U	1.0	0.19	ug/L			03/10/18 06:58	1
1,1,2-Trichloroethane	0.080	U	1.0	0.080	ug/L			03/10/18 06:58	1
1,1-Dichloroethane	0.24	U	1.0	0.24	ug/L			03/10/18 06:58	1
1,1-Dichloroethene	0.34	U	1.0	0.34	ug/L			03/10/18 06:58	1
1,2,3-Trichlorobenzene	0.35	U	1.0	0.35	ug/L			03/10/18 06:58	1
1,2,4-Trichlorobenzene	0.27	U	1.0	0.27	ug/L			03/10/18 06:58	1
1,2-Dibromo-3-Chloropropane	0.23	U	1.0	0.23	ug/L			03/10/18 06:58	1
1,2-Dibromoethane	0.19	U	1.0	0.19	ug/L			03/10/18 06:58	1
1,2-Dichlorobenzene	0.22	U	1.0	0.22	ug/L			03/10/18 06:58	1
1,2-Dichloroethane	0.25	U	1.0	0.25	ug/L			03/10/18 06:58	1
1,2-Dichloropropane	0.18	U	1.0	0.18	ug/L			03/10/18 06:58	1
1,3-Dichlorobenzene	0.33	U	1.0	0.33	ug/L			03/10/18 06:58	1
1,4-Dichlorobenzene	0.33	U	1.0	0.33	ug/L			03/10/18 06:58	1
1,4-Dioxane	8.7	U *	50	8.7	ug/L			03/10/18 06:58	1
2-Butanone	2.2	U	5.0	2.2	ug/L			03/10/18 06:58	1
2-Hexanone	0.72	U	5.0	0.72	ug/L			03/10/18 06:58	1
4-Methyl-2-pentanone	0.63	U	5.0	0.63	ug/L			03/10/18 06:58	1
Acetone	1.1	U	5.0	1.1	ug/L			03/10/18 06:58	1
Benzene	0.090	U	1.0	0.090	ug/L			03/10/18 06:58	1
Bromochloromethane	0.30	U	1.0	0.30	ug/L			03/10/18 06:58	1
Bromodichloromethane	0.15	U	1.0	0.15	ug/L			03/10/18 06:58	1
Bromoform	0.18	U	1.0	0.18	ug/L			03/10/18 06:58	1
Bromomethane	0.18	U	1.0	0.18	ug/L			03/10/18 06:58	1
Carbon disulfide	0.22	U	1.0	0.22	ug/L			03/10/18 06:58	1
Carbon tetrachloride	0.33	U	1.0	0.33	ug/L			03/10/18 06:58	1
Chlorobenzene	0.24	U	1.0	0.24	ug/L			03/10/18 06:58	1
Chloroethane	0.37	U	1.0	0.37	ug/L			03/10/18 06:58	1
Chloroform	0.22	U	1.0	0.22	ug/L			03/10/18 06:58	1
Chloromethane	0.22	U	1.0	0.22	ug/L			03/10/18 06:58	1
cis-1,2-Dichloroethene	**0.30**	**J**	1.0	0.26	ug/L			03/10/18 06:58	1

Client Sample ID: DUP-01

Date Collected: 02/27/18 00:00
Date Received: 02/28/18 13:45

Lab Sample ID: 460-151079-47

Matrix: Water

Method: 8260C - Volatile Organic Compounds by GC/MS (Continued)

Analyte	Result	Qualifier	RL	MDL	Unit	D	Prepared	Analyzed	Dil Fac
cis-1,3-Dichloropropene	0.16	U	1.0	0.16	ug/L			03/10/18 06:58	1
Cyclohexane	0.26	U	1.0	0.26	ug/L			03/10/18 06:58	1
Dibromochloromethane	0.22	U	1.0	0.22	ug/L			03/10/18 06:58	1
Dichlorodifluoromethane	0.14	U	1.0	0.14	ug/L			03/10/18 06:58	1
Ethylbenzene	0.30	U	1.0	0.30	ug/L			03/10/18 06:58	1
Freon TF	**0.89**	**J**	1.0	0.34	ug/L			03/10/18 06:58	1
Isopropylbenzene	0.32	U	1.0	0.32	ug/L			03/10/18 06:58	1
m&p-Xylene	0.28	U	1.0	0.28	ug/L			03/10/18 06:58	1
Methyl acetate	0.58	U	5.0	0.58	ug/L			03/10/18 06:58	1
Methylcyclohexane	0.22	U	1.0	0.22	ug/L			03/10/18 06:58	1
Methylene Chloride	**1.0**		1.0	0.21	ug/L			03/10/18 06:58	1
MTBE	0.13	U	1.0	0.13	ug/L			03/10/18 06:58	1
o-Xylene	0.32	U	1.0	0.32	ug/L			03/10/18 06:58	1
Styrene	0.17	U	1.0	0.17	ug/L			03/10/18 06:58	1
Tetrachloroethene	**0.62**	**J**	1.0	0.12	ug/L			03/10/18 06:58	1
Toluene	0.25	U	1.0	0.25	ug/L			03/10/18 06:58	1
trans-1,2-Dichloroethene	0.18	U	1.0	0.18	ug/L			03/10/18 06:58	1
trans-1,3-Dichloropropene	0.19	U	1.0	0.19	ug/L			03/10/18 06:58	1
Trichloroethene	**1.0**		1.0	0.22	ug/L			03/10/18 06:58	1
Trichlorofluoromethane	0.15	U	1.0	0.15	ug/L			03/10/18 06:58	1
Vinyl chloride	0.060	U	1.0	0.060	ug/L			03/10/18 06:58	1

Tentatively Identified Compound	*Est. Result*	*Qualifier*	*Unit*	*D*	*RT*	*CAS No.*	*Prepared*	*Analyzed*	*Dil Fac*
Tentatively Identified Compound	*None*		*ug/L*					*03/10/18 06:58*	*1*

Surrogate	*%Recovery*	*Qualifier*	*Limits*	*Prepared*	*Analyzed*	*Dil Fac*
1,2-Dichloroethane-d4 (Surr)	*101*		*70 - 130*		*03/10/18 06:58*	*1*
Bromofluorobenzene	*107*		*70 - 130*		*03/10/18 06:58*	*1*
Dibromofluoromethane (Surr)	*107*		*70 - 130*		*03/10/18 06:58*	*1*
Toluene-d8 (Surr)	*96*		*70 - 130*		*03/10/18 06:58*	*1*

Client Sample ID: DUP-02

Date Collected: 02/27/18 00:00
Date Received: 02/28/18 13:45

Lab Sample ID: 460-151079-48

Matrix: Water

Method: 8260C - Volatile Organic Compounds by GC/MS

Analyte	Result	Qualifier	RL	MDL	Unit	D	Prepared	Analyzed	Dil Fac
1,1,1-Trichloroethane	0.28	U	1.0	0.28	ug/L			03/10/18 07:22	1
1,1,2,2-Tetrachloroethane	0.19	U	1.0	0.19	ug/L			03/10/18 07:22	1
1,1,2-Trichloroethane	0.080	U	1.0	0.080	ug/L			03/10/18 07:22	1
1,1-Dichloroethane	0.24	U	1.0	0.24	ug/L			03/10/18 07:22	1
1,1-Dichloroethene	0.34	U	1.0	0.34	ug/L			03/10/18 07:22	1
1,2,3-Trichlorobenzene	0.35	U	1.0	0.35	ug/L			03/10/18 07:22	1
1,2,4-Trichlorobenzene	0.27	U	1.0	0.27	ug/L			03/10/18 07:22	1
1,2-Dibromo-3-Chloropropane	0.23	U	1.0	0.23	ug/L			03/10/18 07:22	1
1,2-Dibromoethane	0.19	U	1.0	0.19	ug/L			03/10/18 07:22	1
1,2-Dichlorobenzene	0.22	U	1.0	0.22	ug/L			03/10/18 07:22	1
1,2-Dichloroethane	0.25	U	1.0	0.25	ug/L			03/10/18 07:22	1
1,2-Dichloropropane	0.18	U	1.0	0.18	ug/L			03/10/18 07:22	1
1,3-Dichlorobenzene	0.33	U	1.0	0.33	ug/L			03/10/18 07:22	1

Client Sample ID: DUP-02

Date Collected: 02/27/18 00:00
Date Received: 02/28/18 13:45

Lab Sample ID: 460-151079-48

Matrix: Water

Method: 8260C - Volatile Organic Compounds by GC/MS (Continued)

Analyte	Result	Qualifier	RL	MDL	Unit	D	Prepared	Analyzed	Dil Fac
1,4-Dichlorobenzene	0.33	U	1.0	0.33	ug/L			03/10/18 07:22	1
1,4-Dioxane	8.7	U *	50	8.7	ug/L			03/10/18 07:22	1
2-Butanone	2.2	U	5.0	2.2	ug/L			03/10/18 07:22	1
2-Hexanone	0.72	U	5.0	0.72	ug/L			03/10/18 07:22	1
4-Methyl-2-pentanone	0.63	U	5.0	0.63	ug/L			03/10/18 07:22	1
Acetone	1.1	U	5.0	1.1	ug/L			03/10/18 07:22	1
Benzene	0.090	U	1.0	0.090	ug/L			03/10/18 07:22	1
Bromochloromethane	0.30	U	1.0	0.30	ug/L			03/10/18 07:22	1
Bromodichloromethane	0.15	U	1.0	0.15	ug/L			03/10/18 07:22	1
Bromoform	0.18	U	1.0	0.18	ug/L			03/10/18 07:22	1
Bromomethane	0.18	U	1.0	0.18	ug/L			03/10/18 07:22	1
Carbon disulfide	0.22	U	1.0	0.22	ug/L			03/10/18 07:22	1
Carbon tetrachloride	0.33	U	1.0	0.33	ug/L			03/10/18 07:22	1
Chlorobenzene	0.24	U	1.0	0.24	ug/L			03/10/18 07:22	1
Chloroethane	0.37	U	1.0	0.37	ug/L			03/10/18 07:22	1
Chloroform	**2.2**		1.0	0.22	ug/L			03/10/18 07:22	1
Chloromethane	0.22	U	1.0	0.22	ug/L			03/10/18 07:22	1
cis-1,2-Dichloroethene	0.26	U	1.0	0.26	ug/L			03/10/18 07:22	1
cis-1,3-Dichloropropene	0.16	U	1.0	0.16	ug/L			03/10/18 07:22	1
Cyclohexane	0.26	U	1.0	0.26	ug/L			03/10/18 07:22	1
Dibromochloromethane	0.22	U	1.0	0.22	ug/L			03/10/18 07:22	1
Dichlorodifluoromethane	0.14	U	1.0	0.14	ug/L			03/10/18 07:22	1
Ethylbenzene	0.30	U	1.0	0.30	ug/L			03/10/18 07:22	1
Freon TF	0.34	U	1.0	0.34	ug/L			03/10/18 07:22	1
Isopropylbenzene	0.32	U	1.0	0.32	ug/L			03/10/18 07:22	1
m&p-Xylene	0.28	U	1.0	0.28	ug/L			03/10/18 07:22	1
Methyl acetate	0.58	U	5.0	0.58	ug/L			03/10/18 07:22	1
Methylcyclohexane	0.22	U	1.0	0.22	ug/L			03/10/18 07:22	1
Methylene Chloride	**0.73**	**J**	1.0	0.21	ug/L			03/10/18 07:22	1
MTBE	0.13	U	1.0	0.13	ug/L			03/10/18 07:22	1
o-Xylene	0.32	U	1.0	0.32	ug/L			03/10/18 07:22	1
Styrene	0.17	U	1.0	0.17	ug/L			03/10/18 07:22	1
Tetrachloroethene	**0.14**	**J**	1.0	0.12	ug/L			03/10/18 07:22	1
Toluene	0.25	U	1.0	0.25	ug/L			03/10/18 07:22	1
trans-1,2-Dichloroethene	0.18	U	1.0	0.18	ug/L			03/10/18 07:22	1
trans-1,3-Dichloropropene	0.19	U	1.0	0.19	ug/L			03/10/18 07:22	1
Trichloroethene	**0.93**	**J**	1.0	0.22	ug/L			03/10/18 07:22	1
Trichlorofluoromethane	0.15	U	1.0	0.15	ug/L			03/10/18 07:22	1
Vinyl chloride	0.060	U	1.0	0.060	ug/L			03/10/18 07:22	1

Tentatively Identified Compound	*Est. Result*	*Qualifier*	*Unit*	*D*	*RT*	*CAS No.*	*Prepared*	*Analyzed*	*Dil Fac*
Tentatively Identified Compound	*None*		*ug/L*					*03/10/18 07:22*	*1*

Surrogate	*%Recovery*	*Qualifier*	*Limits*	*Prepared*	*Analyzed*	*Dil Fac*
1,2-Dichloroethane-d4 (Surr)	*97*		*70 - 130*		*03/10/18 07:22*	*1*
Bromofluorobenzene	*109*		*70 - 130*		*03/10/18 07:22*	*1*
Dibromofluoromethane (Surr)	*107*		*70 - 130*		*03/10/18 07:22*	*1*
Toluene-d8 (Surr)	*95*		*70 - 130*		*03/10/18 07:22*	*1*

Client Sample ID: DUP-03

Date Collected: 02/27/18 00:00
Date Received: 02/28/18 13:45

Lab Sample ID: 460-151079-49

Matrix: Water

Method: 8260C - Volatile Organic Compounds by GC/MS

Analyte	Result	Qualifier	RL	MDL	Unit	D	Prepared	Analyzed	Dil Fac
1,1,1-Trichloroethane	0.28	U	1.0	0.28	ug/L			03/10/18 07:45	1
1,1,2,2-Tetrachloroethane	0.19	U	1.0	0.19	ug/L			03/10/18 07:45	1
1,1,2-Trichloroethane	0.080	U	1.0	0.080	ug/L			03/10/18 07:45	1
1,1-Dichloroethane	0.24	U	1.0	0.24	ug/L			03/10/18 07:45	1
1,1-Dichloroethene	0.34	U	1.0	0.34	ug/L			03/10/18 07:45	1
1,2,3-Trichlorobenzene	0.35	U	1.0	0.35	ug/L			03/10/18 07:45	1
1,2,4-Trichlorobenzene	0.27	U	1.0	0.27	ug/L			03/10/18 07:45	1
1,2-Dibromo-3-Chloropropane	0.23	U	1.0	0.23	ug/L			03/10/18 07:45	1
1,2-Dibromoethane	0.19	U	1.0	0.19	ug/L			03/10/18 07:45	1
1,2-Dichlorobenzene	0.22	U	1.0	0.22	ug/L			03/10/18 07:45	1
1,2-Dichloroethane	0.25	U	1.0	0.25	ug/L			03/10/18 07:45	1
1,2-Dichloropropane	0.18	U	1.0	0.18	ug/L			03/10/18 07:45	1
1,3-Dichlorobenzene	0.33	U	1.0	0.33	ug/L			03/10/18 07:45	1
1,4-Dichlorobenzene	0.33	U	1.0	0.33	ug/L			03/10/18 07:45	1
1,4-Dioxane	8.7	U *	50	8.7	ug/L			03/10/18 07:45	1
2-Butanone	2.2	U	5.0	2.2	ug/L			03/10/18 07:45	1
2-Hexanone	0.72	U	5.0	0.72	ug/L			03/10/18 07:45	1
4-Methyl-2-pentanone	0.63	U	5.0	0.63	ug/L			03/10/18 07:45	1
Acetone	1.1	U	5.0	1.1	ug/L			03/10/18 07:45	1
Benzene	0.090	U	1.0	0.090	ug/L			03/10/18 07:45	1
Bromochloromethane	0.30	U	1.0	0.30	ug/L			03/10/18 07:45	1
Bromodichloromethane	0.15	U	1.0	0.15	ug/L			03/10/18 07:45	1
Bromoform	0.18	U	1.0	0.18	ug/L			03/10/18 07:45	1
Bromomethane	0.18	U	1.0	0.18	ug/L			03/10/18 07:45	1
Carbon disulfide	0.22	U	1.0	0.22	ug/L			03/10/18 07:45	1
Carbon tetrachloride	0.33	U	1.0	0.33	ug/L			03/10/18 07:45	1
Chlorobenzene	0.24	U	1.0	0.24	ug/L			03/10/18 07:45	1
Chloroethane	0.37	U	1.0	0.37	ug/L			03/10/18 07:45	1
Chloroform	**0.50**	**J**	1.0	0.22	ug/L			03/10/18 07:45	1
Chloromethane	0.22	U	1.0	0.22	ug/L			03/10/18 07:45	1
cis-1,2-Dichloroethene	0.26	U	1.0	0.26	ug/L			03/10/18 07:45	1
cis-1,3-Dichloropropene	0.16	U	1.0	0.16	ug/L			03/10/18 07:45	1
Cyclohexane	0.26	U	1.0	0.26	ug/L			03/10/18 07:45	1
Dibromochloromethane	0.22	U	1.0	0.22	ug/L			03/10/18 07:45	1
Dichlorodifluoromethane	0.14	U	1.0	0.14	ug/L			03/10/18 07:45	1
Ethylbenzene	0.30	U	1.0	0.30	ug/L			03/10/18 07:45	1
Freon TF	0.34	U	1.0	0.34	ug/L			03/10/18 07:45	1
Isopropylbenzene	0.32	U	1.0	0.32	ug/L			03/10/18 07:45	1
m&p-Xylene	0.28	U	1.0	0.28	ug/L			03/10/18 07:45	1
Methyl acetate	0.58	U	5.0	0.58	ug/L			03/10/18 07:45	1
Methylcyclohexane	0.22	U	1.0	0.22	ug/L			03/10/18 07:45	1
Methylene Chloride	**0.66**	**J**	1.0	0.21	ug/L			03/10/18 07:45	1
MTBE	0.13	U	1.0	0.13	ug/L			03/10/18 07:45	1
o-Xylene	0.32	U	1.0	0.32	ug/L			03/10/18 07:45	1
Styrene	0.17	U	1.0	0.17	ug/L			03/10/18 07:45	1
Tetrachloroethene	0.12	U	1.0	0.12	ug/L			03/10/18 07:45	1
Toluene	0.25	U	1.0	0.25	ug/L			03/10/18 07:45	1
trans-1,2-Dichloroethene	0.18	U	1.0	0.18	ug/L			03/10/18 07:45	1
trans-1,3-Dichloropropene	0.19	U	1.0	0.19	ug/L			03/10/18 07:45	1

Client Sample ID: DUP-03
Lab Sample ID: 460-151079-49
Date Collected: 02/27/18 00:00
Matrix: Water
Date Received: 02/28/18 13:45

Method: 8260C - Volatile Organic Compounds by GC/MS (Continued)

Analyte	Result	Qualifier	RL	MDL	Unit	D	Prepared	Analyzed	Dil Fac
Trichloroethene	**0.24**	**J**	1.0	0.22	ug/L			03/10/18 07:45	1
Trichlorofluoromethane	0.15	U	1.0	0.15	ug/L			03/10/18 07:45	1
Vinyl chloride	0.060	U	1.0	0.060	ug/L			03/10/18 07:45	1

Tentatively Identified Compound	*Est. Result*	*Qualifier*	*Unit*	*D*	*RT*	*CAS No.*	*Prepared*	*Analyzed*	*Dil Fac*
Tentatively Identified Compound	*None*		*ug/L*					*03/10/18 07:45*	*1*

Surrogate	*%Recovery*	*Qualifier*	*Limits*	*Prepared*	*Analyzed*	*Dil Fac*
1,2-Dichloroethane-d4 (Surr)	*98*		*70 - 130*		*03/10/18 07:45*	*1*
Bromofluorobenzene	*108*		*70 - 130*		*03/10/18 07:45*	*1*
Dibromofluoromethane (Surr)	*105*		*70 - 130*		*03/10/18 07:45*	*1*
Toluene-d8 (Surr)	*96*		*70 - 130*		*03/10/18 07:45*	*1*

Client Sample ID: DUP-04
Lab Sample ID: 460-151079-50
Date Collected: 02/27/18 00:00
Matrix: Water
Date Received: 02/28/18 13:45

Method: 8260C - Volatile Organic Compounds by GC/MS

Analyte	Result	Qualifier	RL	MDL	Unit	D	Prepared	Analyzed	Dil Fac
1,1,1-Trichloroethane	0.28	U	1.0	0.28	ug/L			03/10/18 08:08	1
1,1,2,2-Tetrachloroethane	0.19	U	1.0	0.19	ug/L			03/10/18 08:08	1
1,1,2-Trichloroethane	0.080	U	1.0	0.080	ug/L			03/10/18 08:08	1
1,1-Dichloroethane	0.24	U	1.0	0.24	ug/L			03/10/18 08:08	1
1,1-Dichloroethene	0.34	U	1.0	0.34	ug/L			03/10/18 08:08	1
1,2,3-Trichlorobenzene	0.35	U	1.0	0.35	ug/L			03/10/18 08:08	1
1,2,4-Trichlorobenzene	0.27	U	1.0	0.27	ug/L			03/10/18 08:08	1
1,2-Dibromo-3-Chloropropane	0.23	U	1.0	0.23	ug/L			03/10/18 08:08	1
1,2-Dibromoethane	0.19	U	1.0	0.19	ug/L			03/10/18 08:08	1
1,2-Dichlorobenzene	0.22	U	1.0	0.22	ug/L			03/10/18 08:08	1
1,2-Dichloroethane	0.25	U	1.0	0.25	ug/L			03/10/18 08:08	1
1,2-Dichloropropane	0.18	U	1.0	0.18	ug/L			03/10/18 08:08	1
1,3-Dichlorobenzene	0.33	U	1.0	0.33	ug/L			03/10/18 08:08	1
1,4-Dichlorobenzene	0.33	U	1.0	0.33	ug/L			03/10/18 08:08	1
1,4-Dioxane	8.7	U *	50	8.7	ug/L			03/10/18 08:08	1
2-Butanone	2.2	U	5.0	2.2	ug/L			03/10/18 08:08	1
2-Hexanone	0.72	U	5.0	0.72	ug/L			03/10/18 08:08	1
4-Methyl-2-pentanone	0.63	U	5.0	0.63	ug/L			03/10/18 08:08	1
Acetone	1.1	U	5.0	1.1	ug/L			03/10/18 08:08	1
Benzene	0.090	U	1.0	0.090	ug/L			03/10/18 08:08	1
Bromochloromethane	0.30	U	1.0	0.30	ug/L			03/10/18 08:08	1
Bromodichloromethane	0.15	U	1.0	0.15	ug/L			03/10/18 08:08	1
Bromoform	0.18	U	1.0	0.18	ug/L			03/10/18 08:08	1
Bromomethane	0.18	U	1.0	0.18	ug/L			03/10/18 08:08	1
Carbon disulfide	0.22	U	1.0	0.22	ug/L			03/10/18 08:08	1
Carbon tetrachloride	0.33	U	1.0	0.33	ug/L			03/10/18 08:08	1
Chlorobenzene	0.24	U	1.0	0.24	ug/L			03/10/18 08:08	1
Chloroethane	0.37	U	1.0	0.37	ug/L			03/10/18 08:08	1
Chloroform	0.22	U	1.0	0.22	ug/L			03/10/18 08:08	1
Chloromethane	0.22	U	1.0	0.22	ug/L			03/10/18 08:08	1
cis-1,2-Dichloroethene	**0.41**	**J**	1.0	0.26	ug/L			03/10/18 08:08	1

Client Sample ID: DUP-04

Date Collected: 02/27/18 00:00
Date Received: 02/28/18 13:45

Lab Sample ID: 460-151079-50

Matrix: Water

Method: 8260C - Volatile Organic Compounds by GC/MS (Continued)

Analyte	Result	Qualifier	RL	MDL	Unit	D	Prepared	Analyzed	Dil Fac
cis-1,3-Dichloropropene	0.16	U	1.0	0.16	ug/L			03/10/18 08:08	1
Cyclohexane	0.26	U	1.0	0.26	ug/L			03/10/18 08:08	1
Dibromochloromethane	0.22	U	1.0	0.22	ug/L			03/10/18 08:08	1
Dichlorodifluoromethane	0.14	U	1.0	0.14	ug/L			03/10/18 08:08	1
Ethylbenzene	0.30	U	1.0	0.30	ug/L			03/10/18 08:08	1
Freon TF	0.34	U	1.0	0.34	ug/L			03/10/18 08:08	1
Isopropylbenzene	0.32	U	1.0	0.32	ug/L			03/10/18 08:08	1
m&p-Xylene	0.28	U	1.0	0.28	ug/L			03/10/18 08:08	1
Methyl acetate	0.58	U	5.0	0.58	ug/L			03/10/18 08:08	1
Methylcyclohexane	0.22	U	1.0	0.22	ug/L			03/10/18 08:08	1
Methylene Chloride	**0.62**	**J**	1.0	0.21	ug/L			03/10/18 08:08	1
MTBE	0.13	U	1.0	0.13	ug/L			03/10/18 08:08	1
o-Xylene	0.32	U	1.0	0.32	ug/L			03/10/18 08:08	1
Styrene	0.17	U	1.0	0.17	ug/L			03/10/18 08:08	1
Tetrachloroethene	0.12	U	1.0	0.12	ug/L			03/10/18 08:08	1
Toluene	0.25	U	1.0	0.25	ug/L			03/10/18 08:08	1
trans-1,2-Dichloroethene	0.18	U	1.0	0.18	ug/L			03/10/18 08:08	1
trans-1,3-Dichloropropene	0.19	U	1.0	0.19	ug/L			03/10/18 08:08	1
Trichloroethene	**1.2**		1.0	0.22	ug/L			03/10/18 08:08	1
Trichlorofluoromethane	0.15	U	1.0	0.15	ug/L			03/10/18 08:08	1
Vinyl chloride	0.060	U	1.0	0.060	ug/L			03/10/18 08:08	1

Tentatively Identified Compound	*Est. Result*	*Qualifier*	*Unit*	*D*	*RT*	*CAS No.*	*Prepared*	*Analyzed*	*Dil Fac*
Tentatively Identified Compound	*None*		*ug/L*					*03/10/18 08:08*	*1*

Surrogate	*%Recovery*	*Qualifier*	*Limits*	*Prepared*	*Analyzed*	*Dil Fac*
1,2-Dichloroethane-d4 (Surr)	*103*		*70 - 130*		*03/10/18 08:08*	*1*
Bromofluorobenzene	*107*		*70 - 130*		*03/10/18 08:08*	*1*
Dibromofluoromethane (Surr)	*106*		*70 - 130*		*03/10/18 08:08*	*1*
Toluene-d8 (Surr)	*98*		*70 - 130*		*03/10/18 08:08*	*1*

Client Sample ID: DUP-05

Date Collected: 02/27/18 00:00
Date Received: 02/28/18 13:45

Lab Sample ID: 460-151079-51

Matrix: Water

Method: 8260C - Volatile Organic Compounds by GC/MS

Analyte	Result	Qualifier	RL	MDL	Unit	D	Prepared	Analyzed	Dil Fac
1,1,1-Trichloroethane	0.28	U	1.0	0.28	ug/L			03/10/18 08:32	1
1,1,2,2-Tetrachloroethane	0.19	U	1.0	0.19	ug/L			03/10/18 08:32	1
1,1,2-Trichloroethane	0.080	U	1.0	0.080	ug/L			03/10/18 08:32	1
1,1-Dichloroethane	**0.33**	**J**	1.0	0.24	ug/L			03/10/18 08:32	1
1,1-Dichloroethene	0.34	U	1.0	0.34	ug/L			03/10/18 08:32	1
1,2,3-Trichlorobenzene	0.35	U	1.0	0.35	ug/L			03/10/18 08:32	1
1,2,4-Trichlorobenzene	0.27	U	1.0	0.27	ug/L			03/10/18 08:32	1
1,2-Dibromo-3-Chloropropane	0.23	U	1.0	0.23	ug/L			03/10/18 08:32	1
1,2-Dibromoethane	0.19	U	1.0	0.19	ug/L			03/10/18 08:32	1
1,2-Dichlorobenzene	0.22	U	1.0	0.22	ug/L			03/10/18 08:32	1
1,2-Dichloroethane	0.25	U	1.0	0.25	ug/L			03/10/18 08:32	1
1,2-Dichloropropane	0.18	U	1.0	0.18	ug/L			03/10/18 08:32	1
1,3-Dichlorobenzene	0.33	U	1.0	0.33	ug/L			03/10/18 08:32	1

Client Sample ID: DUP-05
Date Collected: 02/27/18 00:00
Date Received: 02/28/18 13:45

Lab Sample ID: 460-151079-51
Matrix: Water

Method: 8260C - Volatile Organic Compounds by GC/MS (Continued)

Analyte	Result	Qualifier	RL	MDL	Unit	D	Prepared	Analyzed	Dil Fac
1,4-Dichlorobenzene	0.33	U	1.0	0.33	ug/L			03/10/18 08:32	1
1,4-Dioxane	8.7	U *	50	8.7	ug/L			03/10/18 08:32	1
2-Butanone	2.2	U	5.0	2.2	ug/L			03/10/18 08:32	1
2-Hexanone	0.72	U	5.0	0.72	ug/L			03/10/18 08:32	1
4-Methyl-2-pentanone	0.63	U	5.0	0.63	ug/L			03/10/18 08:32	1
Acetone	1.1	U	5.0	1.1	ug/L			03/10/18 08:32	1
Benzene	0.090	U	1.0	0.090	ug/L			03/10/18 08:32	1
Bromochloromethane	0.30	U	1.0	0.30	ug/L			03/10/18 08:32	1
Bromodichloromethane	0.15	U	1.0	0.15	ug/L			03/10/18 08:32	1
Bromoform	0.18	U	1.0	0.18	ug/L			03/10/18 08:32	1
Bromomethane	0.18	U	1.0	0.18	ug/L			03/10/18 08:32	1
Carbon disulfide	0.22	U	1.0	0.22	ug/L			03/10/18 08:32	1
Carbon tetrachloride	0.33	U	1.0	0.33	ug/L			03/10/18 08:32	1
Chlorobenzene	0.24	U	1.0	0.24	ug/L			03/10/18 08:32	1
Chloroethane	0.37	U	1.0	0.37	ug/L			03/10/18 08:32	1
Chloroform	**2.7**		1.0	0.22	ug/L			03/10/18 08:32	1
Chloromethane	0.22	U	1.0	0.22	ug/L			03/10/18 08:32	1
cis-1,2-Dichloroethene	**1.7**		1.0	0.26	ug/L			03/10/18 08:32	1
cis-1,3-Dichloropropene	0.16	U	1.0	0.16	ug/L			03/10/18 08:32	1
Cyclohexane	0.26	U	1.0	0.26	ug/L			03/10/18 08:32	1
Dibromochloromethane	0.22	U	1.0	0.22	ug/L			03/10/18 08:32	1
Dichlorodifluoromethane	0.14	U	1.0	0.14	ug/L			03/10/18 08:32	1
Ethylbenzene	0.30	U	1.0	0.30	ug/L			03/10/18 08:32	1
Freon TF	0.34	U	1.0	0.34	ug/L			03/10/18 08:32	1
Isopropylbenzene	0.32	U	1.0	0.32	ug/L			03/10/18 08:32	1
m&p-Xylene	0.28	U	1.0	0.28	ug/L			03/10/18 08:32	1
Methyl acetate	0.58	U	5.0	0.58	ug/L			03/10/18 08:32	1
Methylcyclohexane	0.22	U	1.0	0.22	ug/L			03/10/18 08:32	1
Methylene Chloride	**0.61**	**J**	1.0	0.21	ug/L			03/10/18 08:32	1
MTBE	0.13	U	1.0	0.13	ug/L			03/10/18 08:32	1
o-Xylene	0.32	U	1.0	0.32	ug/L			03/10/18 08:32	1
Styrene	0.17	U	1.0	0.17	ug/L			03/10/18 08:32	1
Tetrachloroethene	**84**		1.0	0.12	ug/L			03/10/18 08:32	1
Toluene	0.25	U	1.0	0.25	ug/L			03/10/18 08:32	1
trans-1,2-Dichloroethene	0.18	U	1.0	0.18	ug/L			03/10/18 08:32	1
trans-1,3-Dichloropropene	0.19	U	1.0	0.19	ug/L			03/10/18 08:32	1
Trichloroethene	**2.3**		1.0	0.22	ug/L			03/10/18 08:32	1
Trichlorofluoromethane	0.15	U	1.0	0.15	ug/L			03/10/18 08:32	1
Vinyl chloride	0.060	U	1.0	0.060	ug/L			03/10/18 08:32	1

Tentatively Identified Compound	*Est. Result*	*Qualifier*	*Unit*	*D*	*RT*	*CAS No.*	*Prepared*	*Analyzed*	*Dil Fac*
Tentatively Identified Compound	*None*		*ug/L*					*03/10/18 08:32*	*1*

Surrogate	*%Recovery*	*Qualifier*	*Limits*	*Prepared*	*Analyzed*	*Dil Fac*
1,2-Dichloroethane-d4 (Surr)	*96*		*70 - 130*		*03/10/18 08:32*	*1*
Bromofluorobenzene	*104*		*70 - 130*		*03/10/18 08:32*	*1*
Dibromofluoromethane (Surr)	*105*		*70 - 130*		*03/10/18 08:32*	*1*
Toluene-d8 (Surr)	*96*		*70 - 130*		*03/10/18 08:32*	*1*

Client Sample ID: SW-1
Date Collected: 02/27/18 14:35
Date Received: 02/28/18 13:45

Lab Sample ID: 460-151079-52
Matrix: Water

Method: 8260C - Volatile Organic Compounds by GC/MS

Analyte	Result	Qualifier	RL	MDL	Unit	D	Prepared	Analyzed	Dil Fac
1,1,1-Trichloroethane	0.28	U	1.0	0.28	ug/L			03/10/18 08:55	1
1,1,2,2-Tetrachloroethane	0.19	U	1.0	0.19	ug/L			03/10/18 08:55	1
1,1,2-Trichloroethane	0.080	U	1.0	0.080	ug/L			03/10/18 08:55	1
1,1-Dichloroethane	0.24	U	1.0	0.24	ug/L			03/10/18 08:55	1
1,1-Dichloroethene	0.34	U	1.0	0.34	ug/L			03/10/18 08:55	1
1,2,3-Trichlorobenzene	0.35	U	1.0	0.35	ug/L			03/10/18 08:55	1
1,2,4-Trichlorobenzene	0.27	U	1.0	0.27	ug/L			03/10/18 08:55	1
1,2-Dibromo-3-Chloropropane	0.23	U	1.0	0.23	ug/L			03/10/18 08:55	1
1,2-Dibromoethane	0.19	U	1.0	0.19	ug/L			03/10/18 08:55	1
1,2-Dichlorobenzene	0.22	U	1.0	0.22	ug/L			03/10/18 08:55	1
1,2-Dichloroethane	0.25	U	1.0	0.25	ug/L			03/10/18 08:55	1
1,2-Dichloropropane	0.18	U	1.0	0.18	ug/L			03/10/18 08:55	1
1,3-Dichlorobenzene	0.33	U	1.0	0.33	ug/L			03/10/18 08:55	1
1,4-Dichlorobenzene	0.33	U	1.0	0.33	ug/L			03/10/18 08:55	1
1,4-Dioxane	8.7	U *	50	8.7	ug/L			03/10/18 08:55	1
2-Butanone	2.2	U	5.0	2.2	ug/L			03/10/18 08:55	1
2-Hexanone	0.72	U	5.0	0.72	ug/L			03/10/18 08:55	1
4-Methyl-2-pentanone	0.63	U	5.0	0.63	ug/L			03/10/18 08:55	1
Acetone	1.1	U	5.0	1.1	ug/L			03/10/18 08:55	1
Benzene	0.090	U	1.0	0.090	ug/L			03/10/18 08:55	1
Bromochloromethane	0.30	U	1.0	0.30	ug/L			03/10/18 08:55	1
Bromodichloromethane	0.15	U	1.0	0.15	ug/L			03/10/18 08:55	1
Bromoform	0.18	U	1.0	0.18	ug/L			03/10/18 08:55	1
Bromomethane	0.18	U	1.0	0.18	ug/L			03/10/18 08:55	1
Carbon disulfide	0.22	U	1.0	0.22	ug/L			03/10/18 08:55	1
Carbon tetrachloride	0.33	U	1.0	0.33	ug/L			03/10/18 08:55	1
Chlorobenzene	0.24	U	1.0	0.24	ug/L			03/10/18 08:55	1
Chloroethane	0.37	U	1.0	0.37	ug/L			03/10/18 08:55	1
Chloroform	0.22	U	1.0	0.22	ug/L			03/10/18 08:55	1
Chloromethane	0.22	U	1.0	0.22	ug/L			03/10/18 08:55	1
cis-1,2-Dichloroethene	0.26	U	1.0	0.26	ug/L			03/10/18 08:55	1
cis-1,3-Dichloropropene	0.16	U	1.0	0.16	ug/L			03/10/18 08:55	1
Cyclohexane	0.26	U	1.0	0.26	ug/L			03/10/18 08:55	1
Dibromochloromethane	0.22	U	1.0	0.22	ug/L			03/10/18 08:55	1
Dichlorodifluoromethane	0.14	U	1.0	0.14	ug/L			03/10/18 08:55	1
Ethylbenzene	0.30	U	1.0	0.30	ug/L			03/10/18 08:55	1
Freon TF	0.34	U	1.0	0.34	ug/L			03/10/18 08:55	1
Isopropylbenzene	0.32	U	1.0	0.32	ug/L			03/10/18 08:55	1
m&p-Xylene	0.28	U	1.0	0.28	ug/L			03/10/18 08:55	1
Methyl acetate	0.58	U	5.0	0.58	ug/L			03/10/18 08:55	1
Methylcyclohexane	0.22	U	1.0	0.22	ug/L			03/10/18 08:55	1
Methylene Chloride	**0.48**	**J**	1.0	0.21	ug/L			03/10/18 08:55	1
MTBE	0.13	U	1.0	0.13	ug/L			03/10/18 08:55	1
o-Xylene	0.32	U	1.0	0.32	ug/L			03/10/18 08:55	1
Styrene	0.17	U	1.0	0.17	ug/L			03/10/18 08:55	1
Tetrachloroethene	0.12	U	1.0	0.12	ug/L			03/10/18 08:55	1
Toluene	0.25	U	1.0	0.25	ug/L			03/10/18 08:55	1
trans-1,2-Dichloroethene	0.18	U	1.0	0.18	ug/L			03/10/18 08:55	1
trans-1,3-Dichloropropene	0.19	U	1.0	0.19	ug/L			03/10/18 08:55	1

Client Sample ID: SW-1
Lab Sample ID: 460-151079-52
Date Collected: 02/27/18 14:35
Matrix: Water
Date Received: 02/28/18 13:45

Method: 8260C - Volatile Organic Compounds by GC/MS (Continued)

Analyte	Result	Qualifier	RL	MDL	Unit	D	Prepared	Analyzed	Dil Fac
Trichloroethene	0.22	U	1.0	0.22	ug/L			03/10/18 08:55	1
Trichlorofluoromethane	0.15	U	1.0	0.15	ug/L			03/10/18 08:55	1
Vinyl chloride	0.060	U	1.0	0.060	ug/L			03/10/18 08:55	1

Tentatively Identified Compound	*Est. Result*	*Qualifier*	*Unit*	*D*	*RT*	*CAS No.*	*Prepared*	*Analyzed*	*Dil Fac*
Tentatively Identified Compound	*None*		*ug/L*					*03/10/18 08:55*	*1*

Surrogate	*%Recovery*	*Qualifier*	*Limits*	*Prepared*	*Analyzed*	*Dil Fac*
1,2-Dichloroethane-d4 (Surr)	*98*		*70 - 130*		*03/10/18 08:55*	*1*
Bromofluorobenzene	*109*		*70 - 130*		*03/10/18 08:55*	*1*
Dibromofluoromethane (Surr)	*108*		*70 - 130*		*03/10/18 08:55*	*1*
Toluene-d8 (Surr)	*96*		*70 - 130*		*03/10/18 08:55*	*1*

Client Sample ID: SW-2
Lab Sample ID: 460-151079-53
Date Collected: 02/27/18 14:15
Matrix: Water
Date Received: 02/28/18 13:45

Method: 8260C - Volatile Organic Compounds by GC/MS

Analyte	Result	Qualifier	RL	MDL	Unit	D	Prepared	Analyzed	Dil Fac
1,1,1-Trichloroethane	0.28	U	1.0	0.28	ug/L			03/12/18 09:38	1
1,1,2,2-Tetrachloroethane	0.19	U	1.0	0.19	ug/L			03/12/18 09:38	1
1,1,2-Trichloroethane	0.080	U	1.0	0.080	ug/L			03/12/18 09:38	1
1,1-Dichloroethane	0.24	U	1.0	0.24	ug/L			03/12/18 09:38	1
1,1-Dichloroethene	0.34	U	1.0	0.34	ug/L			03/12/18 09:38	1
1,2,3-Trichlorobenzene	0.35	U	1.0	0.35	ug/L			03/12/18 09:38	1
1,2,4-Trichlorobenzene	0.27	U	1.0	0.27	ug/L			03/12/18 09:38	1
1,2-Dibromo-3-Chloropropane	0.23	U	1.0	0.23	ug/L			03/12/18 09:38	1
1,2-Dibromoethane	0.19	U	1.0	0.19	ug/L			03/12/18 09:38	1
1,2-Dichlorobenzene	0.22	U	1.0	0.22	ug/L			03/12/18 09:38	1
1,2-Dichloroethane	0.25	U	1.0	0.25	ug/L			03/12/18 09:38	1
1,2-Dichloropropane	0.18	U	1.0	0.18	ug/L			03/12/18 09:38	1
1,3-Dichlorobenzene	0.33	U	1.0	0.33	ug/L			03/12/18 09:38	1
1,4-Dichlorobenzene	0.33	U	1.0	0.33	ug/L			03/12/18 09:38	1
1,4-Dioxane	8.7	U	50	8.7	ug/L			03/12/18 09:38	1
2-Butanone	2.2	U	5.0	2.2	ug/L			03/12/18 09:38	1
2-Hexanone	0.72	U	5.0	0.72	ug/L			03/12/18 09:38	1
4-Methyl-2-pentanone	0.63	U	5.0	0.63	ug/L			03/12/18 09:38	1
Acetone	1.1	U	5.0	1.1	ug/L			03/12/18 09:38	1
Benzene	0.090	U	1.0	0.090	ug/L			03/12/18 09:38	1
Bromochloromethane	0.30	U	1.0	0.30	ug/L			03/12/18 09:38	1
Bromodichloromethane	0.15	U	1.0	0.15	ug/L			03/12/18 09:38	1
Bromoform	0.18	U	1.0	0.18	ug/L			03/12/18 09:38	1
Bromomethane	0.18	U	1.0	0.18	ug/L			03/12/18 09:38	1
Carbon disulfide	0.22	U	1.0	0.22	ug/L			03/12/18 09:38	1
Carbon tetrachloride	0.33	U	1.0	0.33	ug/L			03/12/18 09:38	1
Chlorobenzene	0.24	U	1.0	0.24	ug/L			03/12/18 09:38	1
Chloroethane	0.37	U	1.0	0.37	ug/L			03/12/18 09:38	1
Chloroform	0.22	U	1.0	0.22	ug/L			03/12/18 09:38	1
Chloromethane	0.22	U	1.0	0.22	ug/L			03/12/18 09:38	1
cis-1,2-Dichloroethene	0.26	U	1.0	0.26	ug/L			03/12/18 09:38	1

Client Sample ID: SW-2

Date Collected: 02/27/18 14:15
Date Received: 02/28/18 13:45

Lab Sample ID: 460-151079-53

Matrix: Water

Method: 8260C - Volatile Organic Compounds by GC/MS (Continued)

Analyte	Result	Qualifier	RL	MDL	Unit	D	Prepared	Analyzed	Dil Fac
cis-1,3-Dichloropropene	0.16	U	1.0	0.16	ug/L			03/12/18 09:38	1
Cyclohexane	0.26	U	1.0	0.26	ug/L			03/12/18 09:38	1
Dibromochloromethane	0.22	U	1.0	0.22	ug/L			03/12/18 09:38	1
Dichlorodifluoromethane	0.14	U	1.0	0.14	ug/L			03/12/18 09:38	1
Ethylbenzene	0.30	U	1.0	0.30	ug/L			03/12/18 09:38	1
Freon TF	0.34	U	1.0	0.34	ug/L			03/12/18 09:38	1
Isopropylbenzene	0.32	U	1.0	0.32	ug/L			03/12/18 09:38	1
m&p-Xylene	0.28	U	1.0	0.28	ug/L			03/12/18 09:38	1
Methyl acetate	0.58	U	5.0	0.58	ug/L			03/12/18 09:38	1
Methylcyclohexane	0.22	U	1.0	0.22	ug/L			03/12/18 09:38	1
Methylene Chloride	**0.58**	**J**	1.0	0.21	ug/L			03/12/18 09:38	1
MTBE	0.13	U	1.0	0.13	ug/L			03/12/18 09:38	1
o-Xylene	0.32	U	1.0	0.32	ug/L			03/12/18 09:38	1
Styrene	0.17	U	1.0	0.17	ug/L			03/12/18 09:38	1
Tetrachloroethene	0.12	U	1.0	0.12	ug/L			03/12/18 09:38	1
Toluene	0.25	U	1.0	0.25	ug/L			03/12/18 09:38	1
trans-1,2-Dichloroethene	0.18	U	1.0	0.18	ug/L			03/12/18 09:38	1
trans-1,3-Dichloropropene	0.19	U	1.0	0.19	ug/L			03/12/18 09:38	1
Trichloroethene	0.22	U	1.0	0.22	ug/L			03/12/18 09:38	1
Trichlorofluoromethane	0.15	U	1.0	0.15	ug/L			03/12/18 09:38	1
Vinyl chloride	0.060	U	1.0	0.060	ug/L			03/12/18 09:38	1

Tentatively Identified Compound	*Est. Result*	*Qualifier*	*Unit*	*D*	*RT*	*CAS No.*	*Prepared*	*Analyzed*	*Dil Fac*
Tentatively Identified Compound	*None*		*ug/L*					*03/12/18 09:38*	*1*

Surrogate	*%Recovery*	*Qualifier*	*Limits*	*Prepared*	*Analyzed*	*Dil Fac*
1,2-Dichloroethane-d4 (Surr)	*99*		*70 - 130*		*03/12/18 09:38*	*1*
Bromofluorobenzene	*113*		*70 - 130*		*03/12/18 09:38*	*1*
Dibromofluoromethane (Surr)	*112*		*70 - 130*		*03/12/18 09:38*	*1*
Toluene-d8 (Surr)	*94*		*70 - 130*		*03/12/18 09:38*	*1*

Client Sample ID: SW-3

Date Collected: 02/27/18 13:55
Date Received: 02/28/18 13:45

Lab Sample ID: 460-151079-54

Matrix: Water

Method: 8260C - Volatile Organic Compounds by GC/MS

Analyte	Result	Qualifier	RL	MDL	Unit	D	Prepared	Analyzed	Dil Fac
1,1,1-Trichloroethane	0.28	U	1.0	0.28	ug/L			03/12/18 10:01	1
1,1,2,2-Tetrachloroethane	0.19	U	1.0	0.19	ug/L			03/12/18 10:01	1
1,1,2-Trichloroethane	0.080	U	1.0	0.080	ug/L			03/12/18 10:01	1
1,1-Dichloroethane	0.24	U	1.0	0.24	ug/L			03/12/18 10:01	1
1,1-Dichloroethene	0.34	U	1.0	0.34	ug/L			03/12/18 10:01	1
1,2,3-Trichlorobenzene	0.35	U	1.0	0.35	ug/L			03/12/18 10:01	1
1,2,4-Trichlorobenzene	0.27	U	1.0	0.27	ug/L			03/12/18 10:01	1
1,2-Dibromo-3-Chloropropane	0.23	U	1.0	0.23	ug/L			03/12/18 10:01	1
1,2-Dibromoethane	0.19	U	1.0	0.19	ug/L			03/12/18 10:01	1
1,2-Dichlorobenzene	0.22	U	1.0	0.22	ug/L			03/12/18 10:01	1
1,2-Dichloroethane	0.25	U	1.0	0.25	ug/L			03/12/18 10:01	1
1,2-Dichloropropane	0.18	U	1.0	0.18	ug/L			03/12/18 10:01	1
1,3-Dichlorobenzene	0.33	U	1.0	0.33	ug/L			03/12/18 10:01	1

Client Sample ID: SW-3

Date Collected: 02/27/18 13:55
Date Received: 02/28/18 13:45

Lab Sample ID: 460-151079-54

Matrix: Water

Method: 8260C - Volatile Organic Compounds by GC/MS (Continued)

Analyte	Result	Qualifier	RL	MDL	Unit	D	Prepared	Analyzed	Dil Fac
1,4-Dichlorobenzene	0.33	U	1.0	0.33	ug/L			03/12/18 10:01	1
1,4-Dioxane	8.7	U	50	8.7	ug/L			03/12/18 10:01	1
2-Butanone	2.2	U	5.0	2.2	ug/L			03/12/18 10:01	1
2-Hexanone	0.72	U	5.0	0.72	ug/L			03/12/18 10:01	1
4-Methyl-2-pentanone	0.63	U	5.0	0.63	ug/L			03/12/18 10:01	1
Acetone	**5.4**		5.0	1.1	ug/L			03/12/18 10:01	1
Benzene	0.090	U	1.0	0.090	ug/L			03/12/18 10:01	1
Bromochloromethane	0.30	U	1.0	0.30	ug/L			03/12/18 10:01	1
Bromodichloromethane	0.15	U	1.0	0.15	ug/L			03/12/18 10:01	1
Bromoform	0.18	U	1.0	0.18	ug/L			03/12/18 10:01	1
Bromomethane	0.18	U	1.0	0.18	ug/L			03/12/18 10:01	1
Carbon disulfide	0.22	U	1.0	0.22	ug/L			03/12/18 10:01	1
Carbon tetrachloride	0.33	U	1.0	0.33	ug/L			03/12/18 10:01	1
Chlorobenzene	0.24	U	1.0	0.24	ug/L			03/12/18 10:01	1
Chloroethane	0.37	U	1.0	0.37	ug/L			03/12/18 10:01	1
Chloroform	0.22	U	1.0	0.22	ug/L			03/12/18 10:01	1
Chloromethane	0.22	U	1.0	0.22	ug/L			03/12/18 10:01	1
cis-1,2-Dichloroethene	0.26	U	1.0	0.26	ug/L			03/12/18 10:01	1
cis-1,3-Dichloropropene	0.16	U	1.0	0.16	ug/L			03/12/18 10:01	1
Cyclohexane	0.26	U	1.0	0.26	ug/L			03/12/18 10:01	1
Dibromochloromethane	0.22	U	1.0	0.22	ug/L			03/12/18 10:01	1
Dichlorodifluoromethane	0.14	U	1.0	0.14	ug/L			03/12/18 10:01	1
Ethylbenzene	0.30	U	1.0	0.30	ug/L			03/12/18 10:01	1
Freon TF	0.34	U	1.0	0.34	ug/L			03/12/18 10:01	1
Isopropylbenzene	0.32	U	1.0	0.32	ug/L			03/12/18 10:01	1
m&p-Xylene	0.28	U	1.0	0.28	ug/L			03/12/18 10:01	1
Methyl acetate	0.58	U	5.0	0.58	ug/L			03/12/18 10:01	1
Methylcyclohexane	0.22	U	1.0	0.22	ug/L			03/12/18 10:01	1
Methylene Chloride	**0.57**	**J**	1.0	0.21	ug/L			03/12/18 10:01	1
MTBE	0.13	U	1.0	0.13	ug/L			03/12/18 10:01	1
o-Xylene	0.32	U	1.0	0.32	ug/L			03/12/18 10:01	1
Styrene	0.17	U	1.0	0.17	ug/L			03/12/18 10:01	1
Tetrachloroethene	0.12	U	1.0	0.12	ug/L			03/12/18 10:01	1
Toluene	0.25	U	1.0	0.25	ug/L			03/12/18 10:01	1
trans-1,2-Dichloroethene	0.18	U	1.0	0.18	ug/L			03/12/18 10:01	1
trans-1,3-Dichloropropene	0.19	U	1.0	0.19	ug/L			03/12/18 10:01	1
Trichloroethene	0.22	U	1.0	0.22	ug/L			03/12/18 10:01	1
Trichlorofluoromethane	0.15	U	1.0	0.15	ug/L			03/12/18 10:01	1
Vinyl chloride	0.060	U	1.0	0.060	ug/L			03/12/18 10:01	1

Tentatively Identified Compound	*Est. Result*	*Qualifier*	*Unit*	*D*	*RT*	*CAS No.*	*Prepared*	*Analyzed*	*Dil Fac*
Tentatively Identified Compound	*None*		*ug/L*					*03/12/18 10:01*	*1*

Surrogate	*%Recovery*	*Qualifier*	*Limits*	*Prepared*	*Analyzed*	*Dil Fac*
1,2-Dichloroethane-d4 (Surr)	*99*		*70 - 130*		*03/12/18 10:01*	*1*
Bromofluorobenzene	*108*		*70 - 130*		*03/12/18 10:01*	*1*
Dibromofluoromethane (Surr)	*106*		*70 - 130*		*03/12/18 10:01*	*1*
Toluene-d8 (Surr)	*97*		*70 - 130*		*03/12/18 10:01*	*1*

Client Sample ID: SW-4

Date Collected: 02/27/18 13:20
Date Received: 02/28/18 13:45

Lab Sample ID: 460-151079-55

Matrix: Water

Method: 8260C - Volatile Organic Compounds by GC/MS

Analyte	Result	Qualifier	RL	MDL	Unit	D	Prepared	Analyzed	Dil Fac
1,1,1-Trichloroethane	0.28	U	1.0	0.28	ug/L			03/12/18 10:25	1
1,1,2,2-Tetrachloroethane	0.19	U	1.0	0.19	ug/L			03/12/18 10:25	1
1,1,2-Trichloroethane	0.080	U	1.0	0.080	ug/L			03/12/18 10:25	1
1,1-Dichloroethane	0.24	U	1.0	0.24	ug/L			03/12/18 10:25	1
1,1-Dichloroethene	0.34	U	1.0	0.34	ug/L			03/12/18 10:25	1
1,2,3-Trichlorobenzene	0.35	U	1.0	0.35	ug/L			03/12/18 10:25	1
1,2,4-Trichlorobenzene	0.27	U	1.0	0.27	ug/L			03/12/18 10:25	1
1,2-Dibromo-3-Chloropropane	0.23	U	1.0	0.23	ug/L			03/12/18 10:25	1
1,2-Dibromoethane	0.19	U	1.0	0.19	ug/L			03/12/18 10:25	1
1,2-Dichlorobenzene	0.22	U	1.0	0.22	ug/L			03/12/18 10:25	1
1,2-Dichloroethane	0.25	U	1.0	0.25	ug/L			03/12/18 10:25	1
1,2-Dichloropropane	0.18	U	1.0	0.18	ug/L			03/12/18 10:25	1
1,3-Dichlorobenzene	0.33	U	1.0	0.33	ug/L			03/12/18 10:25	1
1,4-Dichlorobenzene	0.33	U	1.0	0.33	ug/L			03/12/18 10:25	1
1,4-Dioxane	8.7	U	50	8.7	ug/L			03/12/18 10:25	1
2-Butanone	2.2	U	5.0	2.2	ug/L			03/12/18 10:25	1
2-Hexanone	0.72	U	5.0	0.72	ug/L			03/12/18 10:25	1
4-Methyl-2-pentanone	0.63	U	5.0	0.63	ug/L			03/12/18 10:25	1
Acetone	**13**		5.0	1.1	ug/L			03/12/18 10:25	1
Benzene	**0.11**	**J**	1.0	0.090	ug/L			03/12/18 10:25	1
Bromochloromethane	0.30	U	1.0	0.30	ug/L			03/12/18 10:25	1
Bromodichloromethane	0.15	U	1.0	0.15	ug/L			03/12/18 10:25	1
Bromoform	0.18	U	1.0	0.18	ug/L			03/12/18 10:25	1
Bromomethane	0.18	U	1.0	0.18	ug/L			03/12/18 10:25	1
Carbon disulfide	0.22	U	1.0	0.22	ug/L			03/12/18 10:25	1
Carbon tetrachloride	0.33	U	1.0	0.33	ug/L			03/12/18 10:25	1
Chlorobenzene	0.24	U	1.0	0.24	ug/L			03/12/18 10:25	1
Chloroethane	0.37	U	1.0	0.37	ug/L			03/12/18 10:25	1
Chloroform	0.22	U	1.0	0.22	ug/L			03/12/18 10:25	1
Chloromethane	0.22	U	1.0	0.22	ug/L			03/12/18 10:25	1
cis-1,2-Dichloroethene	**0.50**	**J**	1.0	0.26	ug/L			03/12/18 10:25	1
cis-1,3-Dichloropropene	0.16	U	1.0	0.16	ug/L			03/12/18 10:25	1
Cyclohexane	0.26	U	1.0	0.26	ug/L			03/12/18 10:25	1
Dibromochloromethane	0.22	U	1.0	0.22	ug/L			03/12/18 10:25	1
Dichlorodifluoromethane	0.14	U	1.0	0.14	ug/L			03/12/18 10:25	1
Ethylbenzene	0.30	U	1.0	0.30	ug/L			03/12/18 10:25	1
Freon TF	0.34	U	1.0	0.34	ug/L			03/12/18 10:25	1
Isopropylbenzene	0.32	U	1.0	0.32	ug/L			03/12/18 10:25	1
m&p-Xylene	0.28	U	1.0	0.28	ug/L			03/12/18 10:25	1
Methyl acetate	0.58	U	5.0	0.58	ug/L			03/12/18 10:25	1
Methylcyclohexane	0.22	U	1.0	0.22	ug/L			03/12/18 10:25	1
Methylene Chloride	**0.53**	**J**	1.0	0.21	ug/L			03/12/18 10:25	1
MTBE	0.13	U	1.0	0.13	ug/L			03/12/18 10:25	1
o-Xylene	0.32	U	1.0	0.32	ug/L			03/12/18 10:25	1
Styrene	0.17	U	1.0	0.17	ug/L			03/12/18 10:25	1
Tetrachloroethene	0.12	U	1.0	0.12	ug/L			03/12/18 10:25	1
Toluene	**0.46**	**J**	1.0	0.25	ug/L			03/12/18 10:25	1
trans-1,2-Dichloroethene	0.18	U	1.0	0.18	ug/L			03/12/18 10:25	1
trans-1,3-Dichloropropene	0.19	U	1.0	0.19	ug/L			03/12/18 10:25	1

Client Sample ID: SW-4
Lab Sample ID: 460-151079-55
Date Collected: 02/27/18 13:20
Matrix: Water
Date Received: 02/28/18 13:45

Method: 8260C - Volatile Organic Compounds by GC/MS (Continued)

Analyte	Result	Qualifier	RL	MDL	Unit	D	Prepared	Analyzed	Dil Fac
Trichloroethene	0.22	U	1.0	0.22	ug/L			03/12/18 10:25	1
Trichlorofluoromethane	0.15	U	1.0	0.15	ug/L			03/12/18 10:25	1
Vinyl chloride	0.060	U	1.0	0.060	ug/L			03/12/18 10:25	1

Tentatively Identified Compound	*Est. Result*	*Qualifier*	*Unit*	*D*	*RT*	*CAS No.*	*Prepared*	*Analyzed*	*Dil Fac*
Tentatively Identified Compound	*None*		*ug/L*					*03/12/18 10:25*	*1*

Surrogate	*%Recovery*	*Qualifier*	*Limits*	*Prepared*	*Analyzed*	*Dil Fac*
1,2-Dichloroethane-d4 (Surr)	*100*		*70 - 130*		*03/12/18 10:25*	*1*
Bromofluorobenzene	*106*		*70 - 130*		*03/12/18 10:25*	*1*
Dibromofluoromethane (Surr)	*109*		*70 - 130*		*03/12/18 10:25*	*1*
Toluene-d8 (Surr)	*93*		*70 - 130*		*03/12/18 10:25*	*1*

Client Sample ID: MW-545I-RPP
Lab Sample ID: 460-151079-56
Date Collected: 02/27/18 10:55
Matrix: Water
Date Received: 02/28/18 13:45

Method: 8260C SIM - Volatile Organic Compounds (GC/MS)

Analyte	Result	Qualifier	RL	MDL	Unit	D	Prepared	Analyzed	Dil Fac
1,4-Dioxane	0.20	U	0.40	0.20	ug/L			03/06/18 16:54	1

Surrogate	*%Recovery*	*Qualifier*	*Limits*	*Prepared*	*Analyzed*	*Dil Fac*
1,2-Dichloroethane-d4 (Surr)	*105*		*70 - 130*		*03/06/18 16:54*	*1*
4-Bromofluorobenzene	*104*		*70 - 130*		*03/06/18 16:54*	*1*

Client Sample ID: PZ-522I-RPP
Lab Sample ID: 460-151079-57
Date Collected: 02/27/18 12:02
Matrix: Water
Date Received: 02/28/18 13:45

Method: 8260C SIM - Volatile Organic Compounds (GC/MS)

Analyte	Result	Qualifier	RL	MDL	Unit	D	Prepared	Analyzed	Dil Fac
1,4-Dioxane	**3.6**		0.40	0.20	ug/L			03/06/18 17:17	1

Surrogate	*%Recovery*	*Qualifier*	*Limits*	*Prepared*	*Analyzed*	*Dil Fac*
1,2-Dichloroethane-d4 (Surr)	*103*		*70 - 130*		*03/06/18 17:17*	*1*
4-Bromofluorobenzene	*104*		*70 - 130*		*03/06/18 17:17*	*1*

Client Sample ID: DUP-06-RPP
Lab Sample ID: 460-151079-58
Date Collected: 02/27/18 00:00
Matrix: Water
Date Received: 02/28/18 13:45

Method: 8260C SIM - Volatile Organic Compounds (GC/MS)

Analyte	Result	Qualifier	RL	MDL	Unit	D	Prepared	Analyzed	Dil Fac
1,4-Dioxane	**3.4**		0.40	0.20	ug/L			03/06/18 17:40	1

Surrogate	*%Recovery*	*Qualifier*	*Limits*	*Prepared*	*Analyzed*	*Dil Fac*
1,2-Dichloroethane-d4 (Surr)	*105*		*70 - 130*		*03/06/18 17:40*	*1*
4-Bromofluorobenzene	*106*		*70 - 130*		*03/06/18 17:40*	*1*

Client Sample ID: FB-022718
Date Collected: 02/27/18 14:50
Date Received: 02/28/18 13:45

Lab Sample ID: 460-151079-59
Matrix: Water

Method: 8260C - Volatile Organic Compounds by GC/MS

Analyte	Result	Qualifier	RL	MDL	Unit	D	Prepared	Analyzed	Dil Fac
1,1,1-Trichloroethane	0.28	U	1.0	0.28	ug/L			03/12/18 08:27	1
1,1,2,2-Tetrachloroethane	0.19	U	1.0	0.19	ug/L			03/12/18 08:27	1
1,1,2-Trichloroethane	0.080	U	1.0	0.080	ug/L			03/12/18 08:27	1
1,1-Dichloroethane	0.24	U	1.0	0.24	ug/L			03/12/18 08:27	1
1,1-Dichloroethene	0.34	U	1.0	0.34	ug/L			03/12/18 08:27	1
1,2,3-Trichlorobenzene	0.35	U	1.0	0.35	ug/L			03/12/18 08:27	1
1,2,4-Trichlorobenzene	0.27	U	1.0	0.27	ug/L			03/12/18 08:27	1
1,2-Dibromo-3-Chloropropane	0.23	U	1.0	0.23	ug/L			03/12/18 08:27	1
1,2-Dibromoethane	0.19	U	1.0	0.19	ug/L			03/12/18 08:27	1
1,2-Dichlorobenzene	0.22	U	1.0	0.22	ug/L			03/12/18 08:27	1
1,2-Dichloroethane	0.25	U	1.0	0.25	ug/L			03/12/18 08:27	1
1,2-Dichloropropane	0.18	U	1.0	0.18	ug/L			03/12/18 08:27	1
1,3-Dichlorobenzene	0.33	U	1.0	0.33	ug/L			03/12/18 08:27	1
1,4-Dichlorobenzene	0.33	U	1.0	0.33	ug/L			03/12/18 08:27	1
1,4-Dioxane	8.7	U	50	8.7	ug/L			03/12/18 08:27	1
2-Butanone	2.2	U	5.0	2.2	ug/L			03/12/18 08:27	1
2-Hexanone	0.72	U	5.0	0.72	ug/L			03/12/18 08:27	1
4-Methyl-2-pentanone	0.63	U	5.0	0.63	ug/L			03/12/18 08:27	1
Acetone	**1.6**	**J**	5.0	1.1	ug/L			03/12/18 08:27	1
Benzene	0.090	U	1.0	0.090	ug/L			03/12/18 08:27	1
Bromochloromethane	0.30	U	1.0	0.30	ug/L			03/12/18 08:27	1
Bromodichloromethane	0.15	U	1.0	0.15	ug/L			03/12/18 08:27	1
Bromoform	0.18	U	1.0	0.18	ug/L			03/12/18 08:27	1
Bromomethane	0.18	U	1.0	0.18	ug/L			03/12/18 08:27	1
Carbon disulfide	0.22	U	1.0	0.22	ug/L			03/12/18 08:27	1
Carbon tetrachloride	0.33	U	1.0	0.33	ug/L			03/12/18 08:27	1
Chlorobenzene	0.24	U	1.0	0.24	ug/L			03/12/18 08:27	1
Chloroethane	0.37	U	1.0	0.37	ug/L			03/12/18 08:27	1
Chloroform	0.22	U	1.0	0.22	ug/L			03/12/18 08:27	1
Chloromethane	0.22	U	1.0	0.22	ug/L			03/12/18 08:27	1
cis-1,2-Dichloroethene	0.26	U	1.0	0.26	ug/L			03/12/18 08:27	1
cis-1,3-Dichloropropene	0.16	U	1.0	0.16	ug/L			03/12/18 08:27	1
Cyclohexane	0.26	U	1.0	0.26	ug/L			03/12/18 08:27	1
Dibromochloromethane	0.22	U	1.0	0.22	ug/L			03/12/18 08:27	1
Dichlorodifluoromethane	0.14	U	1.0	0.14	ug/L			03/12/18 08:27	1
Ethylbenzene	0.30	U	1.0	0.30	ug/L			03/12/18 08:27	1
Freon TF	0.34	U	1.0	0.34	ug/L			03/12/18 08:27	1
Isopropylbenzene	0.32	U	1.0	0.32	ug/L			03/12/18 08:27	1
m&p-Xylene	0.28	U	1.0	0.28	ug/L			03/12/18 08:27	1
Methyl acetate	0.58	U	5.0	0.58	ug/L			03/12/18 08:27	1
Methylcyclohexane	0.22	U	1.0	0.22	ug/L			03/12/18 08:27	1
Methylene Chloride	**0.27**	**J**	1.0	0.21	ug/L			03/12/18 08:27	1
MTBE	0.13	U	1.0	0.13	ug/L			03/12/18 08:27	1
o-Xylene	0.32	U	1.0	0.32	ug/L			03/12/18 08:27	1
Styrene	0.17	U	1.0	0.17	ug/L			03/12/18 08:27	1
Tetrachloroethene	0.12	U	1.0	0.12	ug/L			03/12/18 08:27	1
Toluene	0.25	U	1.0	0.25	ug/L			03/12/18 08:27	1
trans-1,2-Dichloroethene	0.18	U	1.0	0.18	ug/L			03/12/18 08:27	1
trans-1,3-Dichloropropene	0.19	U	1.0	0.19	ug/L			03/12/18 08:27	1

Client Sample ID: FB-022718

Lab Sample ID: 460-151079-59

Date Collected: 02/27/18 14:50

Matrix: Water

Date Received: 02/28/18 13:45

Method: 8260C - Volatile Organic Compounds by GC/MS (Continued)

Analyte	Result	Qualifier	RL	MDL	Unit	D	Prepared	Analyzed	Dil Fac
Trichloroethene	0.22	U	1.0	0.22	ug/L			03/12/18 08:27	1
Trichlorofluoromethane	0.15	U	1.0	0.15	ug/L			03/12/18 08:27	1
Vinyl chloride	0.060	U	1.0	0.060	ug/L			03/12/18 08:27	1

Tentatively Identified Compound	*Est. Result*	*Qualifier*	*Unit*	*D*	*RT*	*CAS No.*	*Prepared*	*Analyzed*	*Dil Fac*
Tentatively Identified Compound	*None*		*ug/L*					*03/12/18 08:27*	*1*

Surrogate	*%Recovery*	*Qualifier*	*Limits*	*Prepared*	*Analyzed*	*Dil Fac*
1,2-Dichloroethane-d4 (Surr)	*98*		*70 - 130*		*03/12/18 08:27*	*1*
Bromofluorobenzene	*108*		*70 - 130*		*03/12/18 08:27*	*1*
Dibromofluoromethane (Surr)	*110*		*70 - 130*		*03/12/18 08:27*	*1*
Toluene-d8 (Surr)	*95*		*70 - 130*		*03/12/18 08:27*	*1*

Client Sample ID: TB-022718

Lab Sample ID: 460-151079-60

Date Collected: 02/27/18 00:00

Matrix: Water

Date Received: 02/28/18 13:45

Method: 8260C - Volatile Organic Compounds by GC/MS

Analyte	Result	Qualifier	RL	MDL	Unit	D	Prepared	Analyzed	Dil Fac
1,1,1-Trichloroethane	0.28	U	1.0	0.28	ug/L			03/12/18 08:50	1
1,1,2,2-Tetrachloroethane	0.19	U	1.0	0.19	ug/L			03/12/18 08:50	1
1,1,2-Trichloroethane	0.080	U	1.0	0.080	ug/L			03/12/18 08:50	1
1,1-Dichloroethane	0.24	U	1.0	0.24	ug/L			03/12/18 08:50	1
1,1-Dichloroethene	0.34	U	1.0	0.34	ug/L			03/12/18 08:50	1
1,2,3-Trichlorobenzene	0.35	U	1.0	0.35	ug/L			03/12/18 08:50	1
1,2,4-Trichlorobenzene	0.27	U	1.0	0.27	ug/L			03/12/18 08:50	1
1,2-Dibromo-3-Chloropropane	0.23	U	1.0	0.23	ug/L			03/12/18 08:50	1
1,2-Dibromoethane	0.19	U	1.0	0.19	ug/L			03/12/18 08:50	1
1,2-Dichlorobenzene	0.22	U	1.0	0.22	ug/L			03/12/18 08:50	1
1,2-Dichloroethane	0.25	U	1.0	0.25	ug/L			03/12/18 08:50	1
1,2-Dichloropropane	0.18	U	1.0	0.18	ug/L			03/12/18 08:50	1
1,3-Dichlorobenzene	0.33	U	1.0	0.33	ug/L			03/12/18 08:50	1
1,4-Dichlorobenzene	0.33	U	1.0	0.33	ug/L			03/12/18 08:50	1
1,4-Dioxane	8.7	U	50	8.7	ug/L			03/12/18 08:50	1
2-Butanone	2.2	U	5.0	2.2	ug/L			03/12/18 08:50	1
2-Hexanone	0.72	U	5.0	0.72	ug/L			03/12/18 08:50	1
4-Methyl-2-pentanone	0.63	U	5.0	0.63	ug/L			03/12/18 08:50	1
Acetone	1.1	U	5.0	1.1	ug/L			03/12/18 08:50	1
Benzene	0.090	U	1.0	0.090	ug/L			03/12/18 08:50	1
Bromochloromethane	0.30	U	1.0	0.30	ug/L			03/12/18 08:50	1
Bromodichloromethane	0.15	U	1.0	0.15	ug/L			03/12/18 08:50	1
Bromoform	0.18	U	1.0	0.18	ug/L			03/12/18 08:50	1
Bromomethane	0.18	U	1.0	0.18	ug/L			03/12/18 08:50	1
Carbon disulfide	0.22	U	1.0	0.22	ug/L			03/12/18 08:50	1
Carbon tetrachloride	0.33	U	1.0	0.33	ug/L			03/12/18 08:50	1
Chlorobenzene	0.24	U	1.0	0.24	ug/L			03/12/18 08:50	1
Chloroethane	0.37	U	1.0	0.37	ug/L			03/12/18 08:50	1
Chloroform	0.22	U	1.0	0.22	ug/L			03/12/18 08:50	1
Chloromethane	0.22	U	1.0	0.22	ug/L			03/12/18 08:50	1
cis-1,2-Dichloroethene	0.26	U	1.0	0.26	ug/L			03/12/18 08:50	1

Client Sample ID: TB-022718

Lab Sample ID: 460-151079-60

Date Collected: 02/27/18 00:00

Matrix: Water

Date Received: 02/28/18 13:45

Method: 8260C - Volatile Organic Compounds by GC/MS (Continued)

Analyte	Result	Qualifier	RL	MDL	Unit	D	Prepared	Analyzed	Dil Fac
cis-1,3-Dichloropropene	0.16	U	1.0	0.16	ug/L			03/12/18 08:50	1
Cyclohexane	0.26	U	1.0	0.26	ug/L			03/12/18 08:50	1
Dibromochloromethane	0.22	U	1.0	0.22	ug/L			03/12/18 08:50	1
Dichlorodifluoromethane	0.14	U	1.0	0.14	ug/L			03/12/18 08:50	1
Ethylbenzene	0.30	U	1.0	0.30	ug/L			03/12/18 08:50	1
Freon TF	0.34	U	1.0	0.34	ug/L			03/12/18 08:50	1
Isopropylbenzene	0.32	U	1.0	0.32	ug/L			03/12/18 08:50	1
m&p-Xylene	0.28	U	1.0	0.28	ug/L			03/12/18 08:50	1
Methyl acetate	0.58	U	5.0	0.58	ug/L			03/12/18 08:50	1
Methylcyclohexane	0.22	U	1.0	0.22	ug/L			03/12/18 08:50	1
Methylene Chloride	**0.25**	**J**	1.0	0.21	ug/L			03/12/18 08:50	1
MTBE	0.13	U	1.0	0.13	ug/L			03/12/18 08:50	1
o-Xylene	0.32	U	1.0	0.32	ug/L			03/12/18 08:50	1
Styrene	0.17	U	1.0	0.17	ug/L			03/12/18 08:50	1
Tetrachloroethene	0.12	U	1.0	0.12	ug/L			03/12/18 08:50	1
Toluene	0.25	U	1.0	0.25	ug/L			03/12/18 08:50	1
trans-1,2-Dichloroethene	0.18	U	1.0	0.18	ug/L			03/12/18 08:50	1
trans-1,3-Dichloropropene	0.19	U	1.0	0.19	ug/L			03/12/18 08:50	1
Trichloroethene	0.22	U	1.0	0.22	ug/L			03/12/18 08:50	1
Trichlorofluoromethane	0.15	U	1.0	0.15	ug/L			03/12/18 08:50	1
Vinyl chloride	0.060	U	1.0	0.060	ug/L			03/12/18 08:50	1

Tentatively Identified Compound	*Est. Result*	*Qualifier*	*Unit*	*D*	*RT*	*CAS No.*	*Prepared*	*Analyzed*	*Dil Fac*
Tentatively Identified Compound	*None*		*ug/L*					*03/12/18 08:50*	*1*

Surrogate	*%Recovery*	*Qualifier*	*Limits*	*Prepared*	*Analyzed*	*Dil Fac*
1,2-Dichloroethane-d4 (Surr)	*97*		*70 - 130*		*03/12/18 08:50*	*1*
Bromofluorobenzene	*110*		*70 - 130*		*03/12/18 08:50*	*1*
Dibromofluoromethane (Surr)	*105*		*70 - 130*		*03/12/18 08:50*	*1*
Toluene-d8 (Surr)	*99*		*70 - 130*		*03/12/18 08:50*	*1*

Client Sample ID: TB-022718-RPP

Lab Sample ID: 460-151079-61

Date Collected: 02/27/18 00:00

Matrix: Water

Date Received: 02/28/18 13:45

Method: 8260C SIM - Volatile Organic Compounds (GC/MS)

Analyte	Result	Qualifier	RL	MDL	Unit	D	Prepared	Analyzed	Dil Fac
1,4-Dioxane	0.20	U	0.40	0.20	ug/L			03/06/18 14:12	1

Surrogate	*%Recovery*	*Qualifier*	*Limits*	*Prepared*	*Analyzed*	*Dil Fac*
1,2-Dichloroethane-d4 (Surr)	*99*		*70 - 130*		*03/06/18 14:12*	*1*
4-Bromofluorobenzene	*104*		*70 - 130*		*03/06/18 14:12*	*1*

Client Sample ID: DUP-07

Lab Sample ID: 460-151079-62

Date Collected: 02/27/18 00:00

Matrix: Water

Date Received: 02/28/18 13:45

Method: 8260C - Volatile Organic Compounds by GC/MS

Analyte	Result	Qualifier	RL	MDL	Unit	D	Prepared	Analyzed	Dil Fac
1,1,1-Trichloroethane	0.28	U	1.0	0.28	ug/L			03/12/18 09:14	1
1,1,2,2-Tetrachloroethane	0.19	U	1.0	0.19	ug/L			03/12/18 09:14	1

Client Sample ID: DUP-07
Date Collected: 02/27/18 00:00
Date Received: 02/28/18 13:45

Lab Sample ID: 460-151079-62
Matrix: Water

Method: 8260C - Volatile Organic Compounds by GC/MS (Continued)

Analyte	Result	Qualifier	RL	MDL	Unit	D	Prepared	Analyzed	Dil Fac
1,1,2-Trichloroethane	0.080	U	1.0	0.080	ug/L			03/12/18 09:14	1
1,1-Dichloroethane	0.24	U	1.0	0.24	ug/L			03/12/18 09:14	1
1,1-Dichloroethene	0.34	U	1.0	0.34	ug/L			03/12/18 09:14	1
1,2,3-Trichlorobenzene	0.35	U	1.0	0.35	ug/L			03/12/18 09:14	1
1,2,4-Trichlorobenzene	0.27	U	1.0	0.27	ug/L			03/12/18 09:14	1
1,2-Dibromo-3-Chloropropane	0.23	U	1.0	0.23	ug/L			03/12/18 09:14	1
1,2-Dibromoethane	0.19	U	1.0	0.19	ug/L			03/12/18 09:14	1
1,2-Dichlorobenzene	0.22	U	1.0	0.22	ug/L			03/12/18 09:14	1
1,2-Dichloroethane	0.25	U	1.0	0.25	ug/L			03/12/18 09:14	1
1,2-Dichloropropane	0.18	U	1.0	0.18	ug/L			03/12/18 09:14	1
1,3-Dichlorobenzene	0.33	U	1.0	0.33	ug/L			03/12/18 09:14	1
1,4-Dichlorobenzene	0.33	U	1.0	0.33	ug/L			03/12/18 09:14	1
1,4-Dioxane	8.7	U	50	8.7	ug/L			03/12/18 09:14	1
2-Butanone	2.2	U	5.0	2.2	ug/L			03/12/18 09:14	1
2-Hexanone	0.72	U	5.0	0.72	ug/L			03/12/18 09:14	1
4-Methyl-2-pentanone	0.63	U	5.0	0.63	ug/L			03/12/18 09:14	1
Acetone	**16**		5.0	1.1	ug/L			03/12/18 09:14	1
Benzene	**0.098**	**J**	1.0	0.090	ug/L			03/12/18 09:14	1
Bromochloromethane	0.30	U	1.0	0.30	ug/L			03/12/18 09:14	1
Bromodichloromethane	0.15	U	1.0	0.15	ug/L			03/12/18 09:14	1
Bromoform	0.18	U	1.0	0.18	ug/L			03/12/18 09:14	1
Bromomethane	0.18	U	1.0	0.18	ug/L			03/12/18 09:14	1
Carbon disulfide	0.22	U	1.0	0.22	ug/L			03/12/18 09:14	1
Carbon tetrachloride	0.33	U	1.0	0.33	ug/L			03/12/18 09:14	1
Chlorobenzene	0.24	U	1.0	0.24	ug/L			03/12/18 09:14	1
Chloroethane	0.37	U	1.0	0.37	ug/L			03/12/18 09:14	1
Chloroform	0.22	U	1.0	0.22	ug/L			03/12/18 09:14	1
Chloromethane	0.22	U	1.0	0.22	ug/L			03/12/18 09:14	1
cis-1,2-Dichloroethene	**0.68**	**J**	1.0	0.26	ug/L			03/12/18 09:14	1
cis-1,3-Dichloropropene	0.16	U	1.0	0.16	ug/L			03/12/18 09:14	1
Cyclohexane	0.26	U	1.0	0.26	ug/L			03/12/18 09:14	1
Dibromochloromethane	0.22	U	1.0	0.22	ug/L			03/12/18 09:14	1
Dichlorodifluoromethane	0.14	U	1.0	0.14	ug/L			03/12/18 09:14	1
Ethylbenzene	0.30	U	1.0	0.30	ug/L			03/12/18 09:14	1
Freon TF	0.34	U	1.0	0.34	ug/L			03/12/18 09:14	1
Isopropylbenzene	0.32	U	1.0	0.32	ug/L			03/12/18 09:14	1
m&p-Xylene	0.28	U	1.0	0.28	ug/L			03/12/18 09:14	1
Methyl acetate	0.58	U	5.0	0.58	ug/L			03/12/18 09:14	1
Methylcyclohexane	0.22	U	1.0	0.22	ug/L			03/12/18 09:14	1
Methylene Chloride	**0.47**	**J**	1.0	0.21	ug/L			03/12/18 09:14	1
MTBE	0.13	U	1.0	0.13	ug/L			03/12/18 09:14	1
o-Xylene	0.32	U	1.0	0.32	ug/L			03/12/18 09:14	1
Styrene	0.17	U	1.0	0.17	ug/L			03/12/18 09:14	1
Tetrachloroethene	0.12	U	1.0	0.12	ug/L			03/12/18 09:14	1
Toluene	**0.51**	**J**	1.0	0.25	ug/L			03/12/18 09:14	1
trans-1,2-Dichloroethene	0.18	U	1.0	0.18	ug/L			03/12/18 09:14	1
trans-1,3-Dichloropropene	0.19	U	1.0	0.19	ug/L			03/12/18 09:14	1
Trichloroethene	0.22	U	1.0	0.22	ug/L			03/12/18 09:14	1
Trichlorofluoromethane	0.15	U	1.0	0.15	ug/L			03/12/18 09:14	1

Client Sample ID: DUP-07
Date Collected: 02/27/18 00:00
Date Received: 02/28/18 13:45

Lab Sample ID: 460-151079-62
Matrix: Water

Method: 8260C - Volatile Organic Compounds by GC/MS (Continued)

Analyte	Result	Qualifier	RL	MDL	Unit	D	Prepared	Analyzed	Dil Fac
Vinyl chloride	0.060	U	1.0	0.060	ug/L			03/12/18 09:14	1

Tentatively Identified Compound	*Est. Result*	*Qualifier*	*Unit*	*D*	*RT*	*CAS No.*	*Prepared*	*Analyzed*	*Dil Fac*
Tentatively Identified Compound	*None*		*ug/L*					*03/12/18 09:14*	*1*

Surrogate	*%Recovery*	*Qualifier*	*Limits*	*Prepared*	*Analyzed*	*Dil Fac*
1,2-Dichloroethane-d4 (Surr)	*99*		*70 - 130*		*03/12/18 09:14*	*1*
Bromofluorobenzene	*108*		*70 - 130*		*03/12/18 09:14*	*1*
Dibromofluoromethane (Surr)	*107*		*70 - 130*		*03/12/18 09:14*	*1*
Toluene-d8 (Surr)	*94*		*70 - 130*		*03/12/18 09:14*	*1*

Surrogate Summary

Client: Tetra Tech GEO
Project/Site: Lockheed - North Plainfield

TestAmerica Job ID: 460-151079-1

Method: 8260C - Volatile Organic Compounds by GC/MS

Matrix: Water

Prep Type: Total/NA

		Percent Surrogate Recovery (Acceptance Limits)			
		DCA	BFB	DBFM	TOL
Lab Sample ID	Client Sample ID	(70-130)	(70-130)	(70-130)	(70-130)
460-151079-1	MW-1S-A	104	89	102	103
460-151079-2	MW-1S-B	105	91	102	104
460-151079-3	MW-1I	104	88	104	103
460-151079-4	MW-2D	106	89	101	104
460-151079-5	MW-2I	98	107	111	94
460-151079-6	MW-3D	110	93	107	108
460-151079-7	MW-501S	105	89	103	103
460-151079-8	MW-501I	106	89	103	103
460-151079-9	MW-502S	105	88	103	103
460-151079-10	MW-502I	105	87	102	104
460-151079-11	MW-503S	106	86	101	102
460-151079-12	MW-503I	108	87	102	103
460-151079-13	MW-505S	106	89	101	103
460-151079-14	MW-505I	108	89	104	104
460-151079-15	MW-506S	109	91	105	105
460-151079-16	MW-506I	98	98	105	98
460-151079-16 MS	MW-506I	96	101	102	93
460-151079-16 MSD	MW-506I	96	101	103	95
460-151079-17	MW-507S	97	103	104	96
460-151079-18	MW-507I	99	103	106	99
460-151079-19	MW-508S	102	101	106	97
460-151079-20	MW-508D	103	102	106	99
460-151079-21	MW-532S	102	100	108	96
460-151079-22	MW-532D	99	103	105	99
460-151079-23	MW-544S	100	105	105	96
460-151079-24	MW-544I	99	103	107	95
460-151079-25	MW-544D	99	103	104	98
460-151079-26	MW-545S	102	99	106	99
460-151079-27	MW-545I	102	98	104	98
460-151079-28	MW-545D	100	99	105	98
460-151079-29	MW-546S	101	101	106	95
460-151079-30	MW-546I	100	99	106	99
460-151079-31	MW-546D	103	102	105	100
460-151079-32	MW-547S	98	104	103	96
460-151079-33	MW-547I	103	103	104	95
460-151079-34	MW-547D	97	101	106	95
460-151079-35	MW-549S	101	101	102	99
460-151079-36	MW-549I	98	107	104	97
460-151079-37	MW-550S	99	105	107	98
460-151079-38	MW-550I	97	111	105	95
460-151079-39	PZ-521S	101	104	108	95
460-151079-40	PZ-521I	101	107	110	95
460-151079-41	PZ-522S	99	105	107	95
460-151079-42	PZ-522I	99	105	108	94
460-151079-43	PZ-522D	97	105	104	95
460-151079-44	PZ-524I	97	105	103	95
460-151079-45	PZ-524S	99	108	105	96
460-151079-46	PZ-524D	98	108	106	96
460-151079-47	DUP-01	101	107	107	96

Surrogate Summary

Client: Tetra Tech GEO
Project/Site: Lockheed - North Plainfield

TestAmerica Job ID: 460-151079-1

Method: 8260C - Volatile Organic Compounds by GC/MS (Continued)

Matrix: Water **Prep Type: Total/NA**

		Percent Surrogate Recovery (Acceptance Limits)			
		DCA	BFB	DBFM	TOL
Lab Sample ID	Client Sample ID	(70-130)	(70-130)	(70-130)	(70-130)
460-151079-48	DUP-02	97	109	107	95
460-151079-49	DUP-03	98	108	105	96
460-151079-50	DUP-04	103	107	106	98
460-151079-51	DUP-05	96	104	105	96
460-151079-52	SW-1	98	109	108	96
460-151079-53	SW-2	99	113	112	94
460-151079-54	SW-3	99	108	106	97
460-151079-55	SW-4	100	106	109	93
460-151079-55 MS	SW-4	99	105	110	95
460-151079-55 MSD	SW-4	94	105	106	93
460-151079-59	FB-022718	98	108	110	95
460-151079-60	TB-022718	97	110	105	99
460-151079-62	DUP-07	99	108	107	94
LCS 460-501928/4	Lab Control Sample	104	106	101	104
LCS 460-502418/4	Lab Control Sample	98	101	102	98
LCS 460-502566/4	Lab Control Sample	95	102	102	99
LCS 460-502852/4	Lab Control Sample	101	103	105	94
LCSD 460-501928/7	Lab Control Sample Dup	104	104	101	103
LCSD 460-502566/5	Lab Control Sample Dup	99	105	107	96
MB 460-501928/9	Method Blank	104	94	101	105
MB 460-502418/8	Method Blank	101	100	106	97
MB 460-502566/8	Method Blank	100	104	103	96
MB 460-502852/8	Method Blank	94	106	102	94

Surrogate Legend

DCA = 1,2-Dichloroethane-d4 (Surr)
BFB = Bromofluorobenzene
DBFM = Dibromofluoromethane (Surr)
TOL = Toluene-d8 (Surr)

Method: 8260C SIM - Volatile Organic Compounds (GC/MS)

Matrix: Water **Prep Type: Total/NA**

		Percent Surrogate Recovery (Acceptance Limits)	
		DCA	BFB
Lab Sample ID	Client Sample ID	(70-130)	(70-130)
460-151079-56	MW-545I-RPP	105	104
460-151079-57	PZ-522I-RPP	103	104
460-151079-58	DUP-06-RPP	105	106
460-151079-61	TB-022718-RPP	99	104
LCS 460-501589/4	Lab Control Sample	97	108
LCSD 460-501589/5	Lab Control Sample Dup	94	107
MB 460-501589/8	Method Blank	101	105

Surrogate Legend

DCA = 1,2-Dichloroethane-d4 (Surr)
BFB = 4-Bromofluorobenzene

Method: 8260C - Volatile Organic Compounds by GC/MS

Lab Sample ID: MB 460-501928/9
Matrix: Water
Analysis Batch: 501928

Client Sample ID: Method Blank
Prep Type: Total/NA

Analyte	MB Result	MB Qualifier	RL	MDL	Unit	D	Prepared	Analyzed	Dil Fac
1,1,1-Trichloroethane	0.28	U	1.0	0.28	ug/L			03/07/18 12:28	1
1,1,2,2-Tetrachloroethane	0.19	U	1.0	0.19	ug/L			03/07/18 12:28	1
1,1,2-Trichloroethane	0.080	U	1.0	0.080	ug/L			03/07/18 12:28	1
1,1-Dichloroethane	0.24	U	1.0	0.24	ug/L			03/07/18 12:28	1
1,1-Dichloroethene	0.34	U	1.0	0.34	ug/L			03/07/18 12:28	1
1,2,3-Trichlorobenzene	0.35	U	1.0	0.35	ug/L			03/07/18 12:28	1
1,2,4-Trichlorobenzene	0.27	U	1.0	0.27	ug/L			03/07/18 12:28	1
1,2-Dibromo-3-Chloropropane	0.23	U	1.0	0.23	ug/L			03/07/18 12:28	1
1,2-Dibromoethane	0.19	U	1.0	0.19	ug/L			03/07/18 12:28	1
1,2-Dichlorobenzene	0.22	U	1.0	0.22	ug/L			03/07/18 12:28	1
1,2-Dichloroethane	0.25	U	1.0	0.25	ug/L			03/07/18 12:28	1
1,2-Dichloropropane	0.18	U	1.0	0.18	ug/L			03/07/18 12:28	1
1,3-Dichlorobenzene	0.33	U	1.0	0.33	ug/L			03/07/18 12:28	1
1,4-Dichlorobenzene	0.33	U	1.0	0.33	ug/L			03/07/18 12:28	1
1,4-Dioxane	8.7	U	50	8.7	ug/L			03/07/18 12:28	1
2-Butanone	2.2	U	5.0	2.2	ug/L			03/07/18 12:28	1
2-Hexanone	0.72	U	5.0	0.72	ug/L			03/07/18 12:28	1
4-Methyl-2-pentanone	0.63	U	5.0	0.63	ug/L			03/07/18 12:28	1
Acetone	1.1	U	5.0	1.1	ug/L			03/07/18 12:28	1
Benzene	0.090	U	1.0	0.090	ug/L			03/07/18 12:28	1
Bromochloromethane	0.30	U	1.0	0.30	ug/L			03/07/18 12:28	1
Bromodichloromethane	0.15	U	1.0	0.15	ug/L			03/07/18 12:28	1
Bromoform	0.18	U	1.0	0.18	ug/L			03/07/18 12:28	1
Bromomethane	0.18	U	1.0	0.18	ug/L			03/07/18 12:28	1
Carbon disulfide	0.22	U	1.0	0.22	ug/L			03/07/18 12:28	1
Carbon tetrachloride	0.33	U	1.0	0.33	ug/L			03/07/18 12:28	1
Chlorobenzene	0.24	U	1.0	0.24	ug/L			03/07/18 12:28	1
Chloroethane	0.37	U	1.0	0.37	ug/L			03/07/18 12:28	1
Chloroform	0.22	U	1.0	0.22	ug/L			03/07/18 12:28	1
Chloromethane	0.22	U	1.0	0.22	ug/L			03/07/18 12:28	1
cis-1,2-Dichloroethene	0.26	U	1.0	0.26	ug/L			03/07/18 12:28	1
cis-1,3-Dichloropropene	0.16	U	1.0	0.16	ug/L			03/07/18 12:28	1
Cyclohexane	0.26	U	1.0	0.26	ug/L			03/07/18 12:28	1
Dibromochloromethane	0.22	U	1.0	0.22	ug/L			03/07/18 12:28	1
Dichlorodifluoromethane	0.14	U	1.0	0.14	ug/L			03/07/18 12:28	1
Ethylbenzene	0.30	U	1.0	0.30	ug/L			03/07/18 12:28	1
Freon TF	0.34	U	1.0	0.34	ug/L			03/07/18 12:28	1
Isopropylbenzene	0.32	U	1.0	0.32	ug/L			03/07/18 12:28	1
m&p-Xylene	0.28	U	1.0	0.28	ug/L			03/07/18 12:28	1
Methyl acetate	0.58	U	5.0	0.58	ug/L			03/07/18 12:28	1
Methylcyclohexane	0.22	U	1.0	0.22	ug/L			03/07/18 12:28	1
Methylene Chloride	0.21	U	1.0	0.21	ug/L			03/07/18 12:28	1
MTBE	0.13	U	1.0	0.13	ug/L			03/07/18 12:28	1
o-Xylene	0.32	U	1.0	0.32	ug/L			03/07/18 12:28	1
Styrene	0.17	U	1.0	0.17	ug/L			03/07/18 12:28	1
Tetrachloroethene	0.12	U	1.0	0.12	ug/L			03/07/18 12:28	1
Toluene	0.25	U	1.0	0.25	ug/L			03/07/18 12:28	1
trans-1,2-Dichloroethene	0.18	U	1.0	0.18	ug/L			03/07/18 12:28	1

Method: 8260C - Volatile Organic Compounds by GC/MS (Continued)

Lab Sample ID: MB 460-501928/9
Matrix: Water
Analysis Batch: 501928

Client Sample ID: Method Blank
Prep Type: Total/NA

Analyte	MB Result	MB Qualifier	RL	MDL	Unit	D	Prepared	Analyzed	Dil Fac
trans-1,3-Dichloropropene	0.19	U	1.0	0.19	ug/L			03/07/18 12:28	1
Trichloroethene	0.22	U	1.0	0.22	ug/L			03/07/18 12:28	1
Trichlorofluoromethane	0.15	U	1.0	0.15	ug/L			03/07/18 12:28	1
Vinyl chloride	0.060	U	1.0	0.060	ug/L			03/07/18 12:28	1

Tentatively Identified Compound	*MB Est. Result*	*MB Qualifier*	*Unit*	*D*	*RT*	*CAS No.*	*Prepared*	*Analyzed*	*Dil Fac*
Tentatively Identified Compound	*None*		*ug/L*					*03/07/18 12:28*	*1*

Surrogate	*MB %Recovery*	*MB Qualifier*	*Limits*	*Prepared*	*Analyzed*	*Dil Fac*
1,2-Dichloroethane-d4 (Surr)	*104*		*70 - 130*		*03/07/18 12:28*	*1*
Bromofluorobenzene	*94*		*70 - 130*		*03/07/18 12:28*	*1*
Dibromofluoromethane (Surr)	*101*		*70 - 130*		*03/07/18 12:28*	*1*
Toluene-d8 (Surr)	*105*		*70 - 130*		*03/07/18 12:28*	*1*

Lab Sample ID: LCS 460-501928/4
Matrix: Water
Analysis Batch: 501928

Client Sample ID: Lab Control Sample
Prep Type: Total/NA

Analyte	Spike Added	LCS Result	LCS Qualifier	Unit	D	%Rec	%Rec. Limits
1,1,1-Trichloroethane	20.0	18.2		ug/L		91	70 - 130
1,1,2,2-Tetrachloroethane	20.0	20.7		ug/L		104	70 - 130
1,1,2-Trichloroethane	20.0	20.0		ug/L		100	70 - 130
1,1-Dichloroethane	20.0	19.5		ug/L		97	70 - 130
1,1-Dichloroethene	20.0	18.6		ug/L		93	70 - 130
1,2,3-Trichlorobenzene	20.0	19.3		ug/L		96	70 - 130
1,2,4-Trichlorobenzene	20.0	19.0		ug/L		95	70 - 130
1,2-Dibromo-3-Chloropropane	20.0	19.4		ug/L		97	40 - 160
1,2-Dibromoethane	20.0	19.7		ug/L		98	70 - 130
1,2-Dichlorobenzene	20.0	19.6		ug/L		98	70 - 130
1,2-Dichloroethane	20.0	20.0		ug/L		100	70 - 130
1,2-Dichloropropane	20.0	19.0		ug/L		95	70 - 130
1,3-Dichlorobenzene	20.0	18.2		ug/L		91	70 - 130
1,4-Dichlorobenzene	20.0	19.3		ug/L		96	70 - 130
1,4-Dioxane	400	389		ug/L		97	40 - 160
2-Butanone	100	88.5		ug/L		88	40 - 160
2-Hexanone	100	96.1		ug/L		96	40 - 160
4-Methyl-2-pentanone	100	96.9		ug/L		97	40 - 160
Acetone	100	98.6		ug/L		99	40 - 160
Benzene	20.0	19.8		ug/L		99	70 - 130
Bromochloromethane	20.0	18.9		ug/L		95	70 - 130
Bromodichloromethane	20.0	18.1		ug/L		91	70 - 130
Bromoform	20.0	15.9		ug/L		80	70 - 130
Bromomethane	20.0	20.1		ug/L		101	40 - 160
Carbon disulfide	20.0	16.8		ug/L		84	40 - 160
Carbon tetrachloride	20.0	17.2		ug/L		86	70 - 130
Chlorobenzene	20.0	19.1		ug/L		96	70 - 130
Chloroethane	20.0	21.5		ug/L		108	40 - 160

Method: 8260C - Volatile Organic Compounds by GC/MS (Continued)

Lab Sample ID: LCS 460-501928/4
Matrix: Water
Analysis Batch: 501928

Client Sample ID: Lab Control Sample
Prep Type: Total/NA

Analyte	Spike Added	LCS Result	LCS Qualifier	Unit	D	%Rec	%Rec. Limits
Chloroform	20.0	19.4		ug/L		97	70 - 130
Chloromethane	20.0	19.8		ug/L		99	40 - 160
cis-1,2-Dichloroethene	20.0	18.1		ug/L		90	70 - 130
cis-1,3-Dichloropropene	20.0	19.6		ug/L		98	70 - 130
Cyclohexane	20.0	18.0		ug/L		90	70 - 130
Dibromochloromethane	20.0	17.7		ug/L		89	70 - 130
Dichlorodifluoromethane	20.0	20.3		ug/L		101	40 - 160
Ethylbenzene	20.0	18.6		ug/L		93	70 - 130
Freon TF	20.0	19.3		ug/L		97	70 - 130
Isopropylbenzene	20.0	20.4		ug/L		102	70 - 130
m&p-Xylene	20.0	19.2		ug/L		96	70 - 130
Methyl acetate	100	99.3		ug/L		99	70 - 130
Methylcyclohexane	20.0	17.5		ug/L		87	70 - 130
Methylene Chloride	20.0	21.0		ug/L		105	70 - 130
MTBE	20.0	19.6		ug/L		98	70 - 130
o-Xylene	20.0	18.9		ug/L		94	70 - 130
Styrene	20.0	19.7		ug/L		98	70 - 130
Tetrachloroethene	20.0	17.5		ug/L		87	70 - 130
Toluene	20.0	19.5		ug/L		97	70 - 130
trans-1,2-Dichloroethene	20.0	17.7		ug/L		89	70 - 130
trans-1,3-Dichloropropene	20.0	19.5		ug/L		97	70 - 130
Trichloroethene	20.0	17.7		ug/L		89	70 - 130
Trichlorofluoromethane	20.0	21.4		ug/L		107	40 - 160
Vinyl chloride	20.0	20.2		ug/L		101	70 - 130

Surrogate	*LCS %Recovery*	*LCS Qualifier*	*Limits*
1,2-Dichloroethane-d4 (Surr)	*104*		*70 - 130*
Bromofluorobenzene	*106*		*70 - 130*
Dibromofluoromethane (Surr)	*101*		*70 - 130*
Toluene-d8 (Surr)	*104*		*70 - 130*

Lab Sample ID: LCSD 460-501928/7
Matrix: Water
Analysis Batch: 501928

Client Sample ID: Lab Control Sample Dup
Prep Type: Total/NA

Analyte	Spike Added	LCSD Result	LCSD Qualifier	Unit	D	%Rec	%Rec. Limits	RPD	RPD Limit
1,1,1-Trichloroethane	20.0	17.6		ug/L		88	70 - 130	3	20
1,1,2,2-Tetrachloroethane	20.0	19.4		ug/L		97	70 - 130	7	20
1,1,2-Trichloroethane	20.0	20.0		ug/L		100	70 - 130	0	20
1,1-Dichloroethane	20.0	19.0		ug/L		95	70 - 130	2	20
1,1-Dichloroethene	20.0	17.9		ug/L		90	70 - 130	3	20
1,2,3-Trichlorobenzene	20.0	16.9		ug/L		84	70 - 130	13	20
1,2,4-Trichlorobenzene	20.0	17.5		ug/L		88	70 - 130	8	20
1,2-Dibromo-3-Chloropropane	20.0	17.3		ug/L		87	40 - 160	11	20
1,2-Dibromoethane	20.0	19.0		ug/L		95	70 - 130	3	20
1,2-Dichlorobenzene	20.0	18.6		ug/L		93	70 - 130	5	20
1,2-Dichloroethane	20.0	19.3		ug/L		96	70 - 130	4	20
1,2-Dichloropropane	20.0	18.4		ug/L		92	70 - 130	3	20

Method: 8260C - Volatile Organic Compounds by GC/MS (Continued)

Lab Sample ID: LCSD 460-501928/7
Matrix: Water
Analysis Batch: 501928

Client Sample ID: Lab Control Sample Dup
Prep Type: Total/NA

Analyte			Spike Added	LCSD Result	LCSD Qualifier	Unit	D	%Rec	%Rec. Limits	RPD	RPD Limit
1,3-Dichlorobenzene			20.0	17.7		ug/L		89	70 - 130	3	20
1,4-Dichlorobenzene			20.0	18.4		ug/L		92	70 - 130	5	20
1,4-Dioxane			400	372		ug/L		93	40 - 160	4	20
2-Butanone			100	86.4		ug/L		86	40 - 160	2	20
2-Hexanone			100	91.0		ug/L		91	40 - 160	5	20
4-Methyl-2-pentanone			100	92.4		ug/L		92	40 - 160	5	20
Acetone			100	99.3		ug/L		99	40 - 160	1	20
Benzene			20.0	19.5		ug/L		97	70 - 130	2	20
Bromochloromethane			20.0	18.4		ug/L		92	70 - 130	3	20
Bromodichloromethane			20.0	16.9		ug/L		85	70 - 130	7	20
Bromoform			20.0	14.4		ug/L		72	70 - 130	10	20
Bromomethane			20.0	19.6		ug/L		98	40 - 160	2	20
Carbon disulfide			20.0	14.5		ug/L		72	40 - 160	15	20
Carbon tetrachloride			20.0	15.9		ug/L		79	70 - 130	8	20
Chlorobenzene			20.0	18.6		ug/L		93	70 - 130	3	20
Chloroethane			20.0	17.7		ug/L		88	40 - 160	20	20
Chloroform			20.0	18.7		ug/L		94	70 - 130	4	20
Chloromethane			20.0	18.9		ug/L		94	40 - 160	5	20
cis-1,2-Dichloroethene			20.0	17.7		ug/L		88	70 - 130	2	20
cis-1,3-Dichloropropene			20.0	18.4		ug/L		92	70 - 130	6	20
Cyclohexane			20.0	16.0		ug/L		80	70 - 130	12	20
Dibromochloromethane			20.0	16.4		ug/L		82	70 - 130	8	20
Dichlorodifluoromethane			20.0	18.2		ug/L		91	40 - 160	11	20
Ethylbenzene			20.0	18.3		ug/L		91	70 - 130	2	20
Freon TF			20.0	18.2		ug/L		91	70 - 130	6	20
Isopropylbenzene			20.0	19.1		ug/L		95	70 - 130	7	20
m&p-Xylene			20.0	18.4		ug/L		92	70 - 130	4	20
Methyl acetate			100	101		ug/L		101	70 - 130	2	20
Methylcyclohexane			20.0	16.0		ug/L		80	70 - 130	9	20
Methylene Chloride			20.0	21.1		ug/L		105	70 - 130	0	20
MTBE			20.0	18.4		ug/L		92	70 - 130	6	20
o-Xylene			20.0	18.0		ug/L		90	70 - 130	5	20
Styrene			20.0	18.8		ug/L		94	70 - 130	5	20
Tetrachloroethene			20.0	16.9		ug/L		85	70 - 130	3	20
Toluene			20.0	18.9		ug/L		95	70 - 130	3	20
trans-1,2-Dichloroethene			20.0	17.6		ug/L		88	70 - 130	1	20
trans-1,3-Dichloropropene			20.0	18.3		ug/L		92	70 - 130	6	20
Trichloroethene			20.0	16.9		ug/L		84	70 - 130	5	20
Trichlorofluoromethane			20.0	22.3		ug/L		112	40 - 160	4	20
Vinyl chloride			20.0	19.1		ug/L		95	70 - 130	6	20

Surrogate	*LCSD %Recovery*	*LCSD Qualifier*	*Limits*
1,2-Dichloroethane-d4 (Surr)	*104*		*70 - 130*
Bromofluorobenzene	*104*		*70 - 130*
Dibromofluoromethane (Surr)	*101*		*70 - 130*
Toluene-d8 (Surr)	*103*		*70 - 130*

Method: 8260C - Volatile Organic Compounds by GC/MS (Continued)

Lab Sample ID: MB 460-502418/8
Matrix: Water
Analysis Batch: 502418

Client Sample ID: Method Blank
Prep Type: Total/NA

Analyte	MB Result	MB Qualifier	RL	MDL	Unit	D	Prepared	Analyzed	Dil Fac
1,1,1-Trichloroethane	0.28	U	1.0	0.28	ug/L			03/09/18 12:12	1
1,1,2,2-Tetrachloroethane	0.19	U	1.0	0.19	ug/L			03/09/18 12:12	1
1,1,2-Trichloroethane	0.080	U	1.0	0.080	ug/L			03/09/18 12:12	1
1,1-Dichloroethane	0.24	U	1.0	0.24	ug/L			03/09/18 12:12	1
1,1-Dichloroethene	0.34	U	1.0	0.34	ug/L			03/09/18 12:12	1
1,2,3-Trichlorobenzene	0.35	U	1.0	0.35	ug/L			03/09/18 12:12	1
1,2,4-Trichlorobenzene	0.27	U	1.0	0.27	ug/L			03/09/18 12:12	1
1,2-Dibromo-3-Chloropropane	0.23	U	1.0	0.23	ug/L			03/09/18 12:12	1
1,2-Dibromoethane	0.19	U	1.0	0.19	ug/L			03/09/18 12:12	1
1,2-Dichlorobenzene	0.22	U	1.0	0.22	ug/L			03/09/18 12:12	1
1,2-Dichloroethane	0.25	U	1.0	0.25	ug/L			03/09/18 12:12	1
1,2-Dichloropropane	0.18	U	1.0	0.18	ug/L			03/09/18 12:12	1
1,3-Dichlorobenzene	0.33	U	1.0	0.33	ug/L			03/09/18 12:12	1
1,4-Dichlorobenzene	0.33	U	1.0	0.33	ug/L			03/09/18 12:12	1
1,4-Dioxane	8.7	U	50	8.7	ug/L			03/09/18 12:12	1
2-Butanone	2.2	U	5.0	2.2	ug/L			03/09/18 12:12	1
2-Hexanone	0.72	U	5.0	0.72	ug/L			03/09/18 12:12	1
4-Methyl-2-pentanone	0.63	U	5.0	0.63	ug/L			03/09/18 12:12	1
Acetone	1.1	U	5.0	1.1	ug/L			03/09/18 12:12	1
Benzene	0.090	U	1.0	0.090	ug/L			03/09/18 12:12	1
Bromochloromethane	0.30	U	1.0	0.30	ug/L			03/09/18 12:12	1
Bromodichloromethane	0.15	U	1.0	0.15	ug/L			03/09/18 12:12	1
Bromoform	0.18	U	1.0	0.18	ug/L			03/09/18 12:12	1
Bromomethane	0.18	U	1.0	0.18	ug/L			03/09/18 12:12	1
Carbon disulfide	0.22	U	1.0	0.22	ug/L			03/09/18 12:12	1
Carbon tetrachloride	0.33	U	1.0	0.33	ug/L			03/09/18 12:12	1
Chlorobenzene	0.24	U	1.0	0.24	ug/L			03/09/18 12:12	1
Chloroethane	0.37	U	1.0	0.37	ug/L			03/09/18 12:12	1
Chloroform	0.22	U	1.0	0.22	ug/L			03/09/18 12:12	1
Chloromethane	0.22	U	1.0	0.22	ug/L			03/09/18 12:12	1
cis-1,2-Dichloroethene	0.26	U	1.0	0.26	ug/L			03/09/18 12:12	1
cis-1,3-Dichloropropene	0.16	U	1.0	0.16	ug/L			03/09/18 12:12	1
Cyclohexane	0.26	U	1.0	0.26	ug/L			03/09/18 12:12	1
Dibromochloromethane	0.22	U	1.0	0.22	ug/L			03/09/18 12:12	1
Dichlorodifluoromethane	0.14	U	1.0	0.14	ug/L			03/09/18 12:12	1
Ethylbenzene	0.30	U	1.0	0.30	ug/L			03/09/18 12:12	1
Freon TF	0.34	U	1.0	0.34	ug/L			03/09/18 12:12	1
Isopropylbenzene	0.32	U	1.0	0.32	ug/L			03/09/18 12:12	1
m&p-Xylene	0.28	U	1.0	0.28	ug/L			03/09/18 12:12	1
Methyl acetate	0.58	U	5.0	0.58	ug/L			03/09/18 12:12	1
Methylcyclohexane	0.22	U	1.0	0.22	ug/L			03/09/18 12:12	1
Methylene Chloride	0.21	U	1.0	0.21	ug/L			03/09/18 12:12	1
MTBE	0.13	U	1.0	0.13	ug/L			03/09/18 12:12	1
o-Xylene	0.32	U	1.0	0.32	ug/L			03/09/18 12:12	1
Styrene	0.17	U	1.0	0.17	ug/L			03/09/18 12:12	1
Tetrachloroethene	0.12	U	1.0	0.12	ug/L			03/09/18 12:12	1
Toluene	0.25	U	1.0	0.25	ug/L			03/09/18 12:12	1
trans-1,2-Dichloroethene	0.18	U	1.0	0.18	ug/L			03/09/18 12:12	1

Method: 8260C - Volatile Organic Compounds by GC/MS (Continued)

Lab Sample ID: MB 460-502418/8
Matrix: Water
Analysis Batch: 502418

Client Sample ID: Method Blank
Prep Type: Total/NA

Analyte	MB Result	MB Qualifier	RL	MDL	Unit	D	Prepared	Analyzed	Dil Fac
trans-1,3-Dichloropropene	0.19	U	1.0	0.19	ug/L			03/09/18 12:12	1
Trichloroethene	0.22	U	1.0	0.22	ug/L			03/09/18 12:12	1
Trichlorofluoromethane	0.15	U	1.0	0.15	ug/L			03/09/18 12:12	1
Vinyl chloride	0.060	U	1.0	0.060	ug/L			03/09/18 12:12	1

Tentatively Identified Compound	*MB Est. Result*	*MB Qualifier*	*Unit*	*D*	*RT*	*CAS No.*	*Prepared*	*Analyzed*	*Dil Fac*
Tentatively Identified Compound	*None*		*ug/L*					*03/09/18 12:12*	*1*

Surrogate	*MB %Recovery*	*MB Qualifier*	*Limits*	*Prepared*	*Analyzed*	*Dil Fac*
1,2-Dichloroethane-d4 (Surr)	*101*		*70 - 130*		*03/09/18 12:12*	*1*
Bromofluorobenzene	*100*		*70 - 130*		*03/09/18 12:12*	*1*
Dibromofluoromethane (Surr)	*106*		*70 - 130*		*03/09/18 12:12*	*1*
Toluene-d8 (Surr)	*97*		*70 - 130*		*03/09/18 12:12*	*1*

Lab Sample ID: LCS 460-502418/4
Matrix: Water
Analysis Batch: 502418

Client Sample ID: Lab Control Sample
Prep Type: Total/NA

Analyte	Spike Added	LCS Result	LCS Qualifier	Unit	D	%Rec	%Rec. Limits
1,1,1-Trichloroethane	20.0	21.2		ug/L		106	70 - 130
1,1,2,2-Tetrachloroethane	20.0	20.6		ug/L		103	70 - 130
1,1,2-Trichloroethane	20.0	18.1		ug/L		91	70 - 130
1,1-Dichloroethane	20.0	19.1		ug/L		96	70 - 130
1,1-Dichloroethene	20.0	19.0		ug/L		95	70 - 130
1,2,3-Trichlorobenzene	20.0	20.8		ug/L		104	70 - 130
1,2,4-Trichlorobenzene	20.0	22.1		ug/L		110	70 - 130
1,2-Dibromo-3-Chloropropane	20.0	18.7		ug/L		94	40 - 160
1,2-Dibromoethane	20.0	20.0		ug/L		100	70 - 130
1,2-Dichlorobenzene	20.0	20.5		ug/L		103	70 - 130
1,2-Dichloroethane	20.0	19.5		ug/L		98	70 - 130
1,2-Dichloropropane	20.0	18.5		ug/L		93	70 - 130
1,3-Dichlorobenzene	20.0	22.3		ug/L		111	70 - 130
1,4-Dichlorobenzene	20.0	21.4		ug/L		107	70 - 130
1,4-Dioxane	400	436		ug/L		109	40 - 160
2-Butanone	100	104		ug/L		104	40 - 160
2-Hexanone	100	106		ug/L		106	40 - 160
4-Methyl-2-pentanone	100	105		ug/L		105	40 - 160
Acetone	100	104		ug/L		104	40 - 160
Benzene	20.0	19.2		ug/L		96	70 - 130
Bromochloromethane	20.0	20.3		ug/L		102	70 - 130
Bromodichloromethane	20.0	20.0		ug/L		100	70 - 130
Bromoform	20.0	20.8		ug/L		104	70 - 130
Bromomethane	20.0	14.7		ug/L		74	40 - 160
Carbon disulfide	20.0	20.0		ug/L		100	40 - 160
Carbon tetrachloride	20.0	20.9		ug/L		105	70 - 130
Chlorobenzene	20.0	20.2		ug/L		101	70 - 130
Chloroethane	20.0	16.3		ug/L		82	40 - 160

Method: 8260C - Volatile Organic Compounds by GC/MS (Continued)

Lab Sample ID: LCS 460-502418/4
Matrix: Water
Analysis Batch: 502418

Client Sample ID: Lab Control Sample
Prep Type: Total/NA

Analyte	Spike Added	LCS Result	LCS Qualifier	Unit	D	%Rec	%Rec. Limits
Chloroform	20.0	20.0		ug/L		100	70 - 130
Chloromethane	20.0	16.6		ug/L		83	40 - 160
cis-1,2-Dichloroethene	20.0	20.5		ug/L		102	70 - 130
cis-1,3-Dichloropropene	20.0	20.3		ug/L		102	70 - 130
Cyclohexane	20.0	21.7		ug/L		108	70 - 130
Dibromochloromethane	20.0	19.3		ug/L		97	70 - 130
Dichlorodifluoromethane	20.0	20.4		ug/L		102	40 - 160
Ethylbenzene	20.0	20.5		ug/L		102	70 - 130
Freon TF	20.0	19.5		ug/L		97	70 - 130
Isopropylbenzene	20.0	20.5		ug/L		103	70 - 130
m&p-Xylene	20.0	19.8		ug/L		99	70 - 130
Methyl acetate	100	97.3		ug/L		97	70 - 130
Methylcyclohexane	20.0	20.7		ug/L		103	70 - 130
Methylene Chloride	20.0	19.4		ug/L		97	70 - 130
MTBE	20.0	20.2		ug/L		101	70 - 130
o-Xylene	20.0	20.6		ug/L		103	70 - 130
Styrene	20.0	20.4		ug/L		102	70 - 130
Tetrachloroethene	20.0	20.3		ug/L		101	70 - 130
Toluene	20.0	19.4		ug/L		97	70 - 130
trans-1,2-Dichloroethene	20.0	19.4		ug/L		97	70 - 130
trans-1,3-Dichloropropene	20.0	21.3		ug/L		106	70 - 130
Trichloroethene	20.0	19.5		ug/L		98	70 - 130
Trichlorofluoromethane	20.0	22.8		ug/L		114	40 - 160
Vinyl chloride	20.0	18.2		ug/L		91	70 - 130

Surrogate	*LCS %Recovery*	*LCS Qualifier*	*Limits*
1,2-Dichloroethane-d4 (Surr)	*98*		*70 - 130*
Bromofluorobenzene	*101*		*70 - 130*
Dibromofluoromethane (Surr)	*102*		*70 - 130*
Toluene-d8 (Surr)	*98*		*70 - 130*

Lab Sample ID: 460-151079-16 MS
Matrix: Water
Analysis Batch: 502418

Client Sample ID: MW-506I
Prep Type: Total/NA

Analyte	Sample Result	Sample Qualifier	Spike Added	MS Result	MS Qualifier	Unit	D	%Rec	%Rec. Limits
1,1,1-Trichloroethane	0.28	U	200	204		ug/L		102	70 - 130
1,1,2,2-Tetrachloroethane	0.19	U	200	191		ug/L		95	70 - 130
1,1,2-Trichloroethane	0.080	U	200	171		ug/L		86	70 - 130
1,1-Dichloroethane	0.24	U	200	184		ug/L		92	70 - 130
1,1-Dichloroethene	0.34	U	200	190		ug/L		95	70 - 130
1,2,3-Trichlorobenzene	0.35	U	200	191		ug/L		96	70 - 130
1,2,4-Trichlorobenzene	0.27	U	200	200		ug/L		100	70 - 130
1,2-Dibromo-3-Chloropropane	0.23	U	200	172		ug/L		86	40 - 160
1,2-Dibromoethane	0.19	U	200	190		ug/L		95	70 - 130
1,2-Dichlorobenzene	0.22	U	200	190		ug/L		95	70 - 130
1,2-Dichloroethane	0.25	U	200	191		ug/L		95	70 - 130
1,2-Dichloropropane	0.18	U	200	182		ug/L		91	70 - 130

Method: 8260C - Volatile Organic Compounds by GC/MS (Continued)

Lab Sample ID: 460-151079-16 MS
Matrix: Water
Analysis Batch: 502418

Client Sample ID: MW-506I
Prep Type: Total/NA

Analyte	Sample Result	Sample Qualifier	Spike Added	MS Result	MS Qualifier	Unit	D	%Rec	%Rec. Limits
1,3-Dichlorobenzene	0.33	U	200	207		ug/L		103	70 - 130
1,4-Dichlorobenzene	0.33	U	200	203		ug/L		102	70 - 130
1,4-Dioxane	8.7	U	4000	4150		ug/L		104	40 - 160
2-Butanone	2.2	U	1000	997		ug/L		100	40 - 160
2-Hexanone	0.72	U	1000	963		ug/L		96	40 - 160
4-Methyl-2-pentanone	0.63	U	1000	952		ug/L		95	40 - 160
Acetone	1.1	U	1000	899		ug/L		90	40 - 160
Benzene	0.090	U	200	186		ug/L		93	70 - 130
Bromochloromethane	0.30	U	200	201		ug/L		101	70 - 130
Bromodichloromethane	0.15	U	200	189		ug/L		94	70 - 130
Bromoform	0.18	U	200	192		ug/L		96	70 - 130
Bromomethane	0.18	U	200	150		ug/L		75	40 - 160
Carbon disulfide	0.22	U	200	174		ug/L		87	40 - 160
Carbon tetrachloride	0.33	U	200	188		ug/L		94	70 - 130
Chlorobenzene	0.24	U	200	194		ug/L		97	70 - 130
Chloroethane	0.37	U	200	157		ug/L		79	40 - 160
Chloroform	1.1		200	191		ug/L		95	70 - 130
Chloromethane	0.22	U	200	159		ug/L		79	40 - 160
cis-1,2-Dichloroethene	0.26	U	200	201		ug/L		100	70 - 130
cis-1,3-Dichloropropene	0.16	U	200	183		ug/L		92	70 - 130
Cyclohexane	0.26	U	200	204		ug/L		102	70 - 130
Dibromochloromethane	0.22	U	200	180		ug/L		90	70 - 130
Dichlorodifluoromethane	0.14	U	200	180		ug/L		90	40 - 160
Ethylbenzene	0.30	U	200	190		ug/L		95	70 - 130
Freon TF	0.51	J	200	191		ug/L		95	70 - 130
Isopropylbenzene	0.32	U	200	195		ug/L		97	70 - 130
m&p-Xylene	0.28	U	200	183		ug/L		92	70 - 130
Methyl acetate	0.58	U	1000	895		ug/L		90	70 - 130
Methylcyclohexane	0.22	U	200	189		ug/L		95	70 - 130
Methylene Chloride	0.73	J	200	185		ug/L		92	70 - 130
MTBE	0.13	U	200	195		ug/L		98	70 - 130
o-Xylene	0.32	U	200	191		ug/L		96	70 - 130
Styrene	0.17	U	200	197		ug/L		99	70 - 130
Tetrachloroethene	0.58	J	200	206		ug/L		102	70 - 130
Toluene	0.25	U	200	185		ug/L		92	70 - 130
trans-1,2-Dichloroethene	0.18	U	200	196		ug/L		98	70 - 130
trans-1,3-Dichloropropene	0.19	U	200	185		ug/L		92	70 - 130
Trichloroethene	1.1		200	202		ug/L		101	70 - 130
Trichlorofluoromethane	0.15	U	200	213		ug/L		107	40 - 160
Vinyl chloride	0.060	U	200	175		ug/L		88	70 - 130

Surrogate	*MS %Recovery*	*MS Qualifier*	*Limits*
1,2-Dichloroethane-d4 (Surr)	*96*		*70 - 130*
Bromofluorobenzene	*101*		*70 - 130*
Dibromofluoromethane (Surr)	*102*		*70 - 130*
Toluene-d8 (Surr)	*93*		*70 - 130*

Method: 8260C - Volatile Organic Compounds by GC/MS (Continued)

Lab Sample ID: 460-151079-16 MSD
Matrix: Water
Analysis Batch: 502418

Client Sample ID: MW-506I
Prep Type: Total/NA

Analyte	Sample Result	Sample Qualifier	Spike Added	MSD Result	MSD Qualifier	Unit	D	%Rec	%Rec. Limits	RPD	RPD Limit
1,1,1-Trichloroethane	0.28	U	200	201		ug/L		101	70 - 130	1	20
1,1,2,2-Tetrachloroethane	0.19	U	200	180		ug/L		90	70 - 130	6	20
1,1,2-Trichloroethane	0.080	U	200	177		ug/L		89	70 - 130	3	20
1,1-Dichloroethane	0.24	U	200	183		ug/L		92	70 - 130	0	20
1,1-Dichloroethene	0.34	U	200	191		ug/L		96	70 - 130	1	20
1,2,3-Trichlorobenzene	0.35	U	200	205		ug/L		103	70 - 130	7	20
1,2,4-Trichlorobenzene	0.27	U	200	203		ug/L		101	70 - 130	2	20
1,2-Dibromo-3-Chloropropane	0.23	U	200	170		ug/L		85	40 - 160	1	20
1,2-Dibromoethane	0.19	U	200	190		ug/L		95	70 - 130	0	20
1,2-Dichlorobenzene	0.22	U	200	199		ug/L		100	70 - 130	5	20
1,2-Dichloroethane	0.25	U	200	186		ug/L		93	70 - 130	2	20
1,2-Dichloropropane	0.18	U	200	185		ug/L		92	70 - 130	1	20
1,3-Dichlorobenzene	0.33	U	200	207		ug/L		103	70 - 130	0	20
1,4-Dichlorobenzene	0.33	U	200	202		ug/L		101	70 - 130	1	20
1,4-Dioxane	8.7	U	4000	4050		ug/L		101	40 - 160	2	20
2-Butanone	2.2	U	1000	945		ug/L		94	40 - 160	5	20
2-Hexanone	0.72	U	1000	954		ug/L		95	40 - 160	1	20
4-Methyl-2-pentanone	0.63	U	1000	963		ug/L		96	40 - 160	1	20
Acetone	1.1	U	1000	890		ug/L		89	40 - 160	1	20
Benzene	0.090	U	200	178		ug/L		89	70 - 130	5	20
Bromochloromethane	0.30	U	200	211		ug/L		105	70 - 130	5	20
Bromodichloromethane	0.15	U	200	193		ug/L		97	70 - 130	2	20
Bromoform	0.18	U	200	195		ug/L		98	70 - 130	2	20
Bromomethane	0.18	U	200	160		ug/L		80	40 - 160	6	20
Carbon disulfide	0.22	U	200	183		ug/L		92	40 - 160	5	20
Carbon tetrachloride	0.33	U	200	199		ug/L		100	70 - 130	6	20
Chlorobenzene	0.24	U	200	193		ug/L		96	70 - 130	0	20
Chloroethane	0.37	U	200	161		ug/L		81	40 - 160	3	20
Chloroform	1.1		200	196		ug/L		97	70 - 130	3	20
Chloromethane	0.22	U	200	167		ug/L		83	40 - 160	5	20
cis-1,2-Dichloroethene	0.26	U	200	202		ug/L		101	70 - 130	1	20
cis-1,3-Dichloropropene	0.16	U	200	183		ug/L		92	70 - 130	0	20
Cyclohexane	0.26	U	200	198		ug/L		99	70 - 130	3	20
Dibromochloromethane	0.22	U	200	176		ug/L		88	70 - 130	2	20
Dichlorodifluoromethane	0.14	U	200	193		ug/L		96	40 - 160	7	20
Ethylbenzene	0.30	U	200	189		ug/L		94	70 - 130	1	20
Freon TF	0.51	J	200	194		ug/L		97	70 - 130	1	20
Isopropylbenzene	0.32	U	200	193		ug/L		97	70 - 130	1	20
m&p-Xylene	0.28	U	200	186		ug/L		93	70 - 130	1	20
Methyl acetate	0.58	U	1000	903		ug/L		90	70 - 130	1	20
Methylcyclohexane	0.22	U	200	192		ug/L		96	70 - 130	1	20
Methylene Chloride	0.73	J	200	180		ug/L		90	70 - 130	3	20
MTBE	0.13	U	200	193		ug/L		96	70 - 130	1	20
o-Xylene	0.32	U	200	196		ug/L		98	70 - 130	3	20
Styrene	0.17	U	200	196		ug/L		98	70 - 130	1	20
Tetrachloroethene	0.58	J	200	200		ug/L		100	70 - 130	3	20
Toluene	0.25	U	200	184		ug/L		92	70 - 130	0	20
trans-1,2-Dichloroethene	0.18	U	200	190		ug/L		95	70 - 130	3	20

Method: 8260C - Volatile Organic Compounds by GC/MS (Continued)

Lab Sample ID: 460-151079-16 MSD
Matrix: Water
Analysis Batch: 502418

Client Sample ID: MW-506I
Prep Type: Total/NA

Analyte	Sample Result	Sample Qualifier	Spike Added	MSD Result	MSD Qualifier	Unit	D	%Rec	%Rec. Limits	RPD	RPD Limit
trans-1,3-Dichloropropene	0.19	U	200	183		ug/L		92	70 - 130	1	20
Trichloroethene	1.1		200	195		ug/L		97	70 - 130	4	20
Trichlorofluoromethane	0.15	U	200	200		ug/L		100	40 - 160	7	20
Vinyl chloride	0.060	U	200	185		ug/L		92	70 - 130	5	20

Surrogate	*MSD %Recovery*	*MSD Qualifier*	*Limits*
1,2-Dichloroethane-d4 (Surr)	*96*		*70 - 130*
Bromofluorobenzene	*101*		*70 - 130*
Dibromofluoromethane (Surr)	*103*		*70 - 130*
Toluene-d8 (Surr)	*95*		*70 - 130*

Lab Sample ID: MB 460-502566/8
Matrix: Water
Analysis Batch: 502566

Client Sample ID: Method Blank
Prep Type: Total/NA

Analyte	MB Result	MB Qualifier	RL	MDL	Unit	D	Prepared	Analyzed	Dil Fac
1,1,1-Trichloroethane	0.28	U	1.0	0.28	ug/L			03/10/18 01:07	1
1,1,2,2-Tetrachloroethane	0.19	U	1.0	0.19	ug/L			03/10/18 01:07	1
1,1,2-Trichloroethane	0.080	U	1.0	0.080	ug/L			03/10/18 01:07	1
1,1-Dichloroethane	0.24	U	1.0	0.24	ug/L			03/10/18 01:07	1
1,1-Dichloroethene	0.34	U	1.0	0.34	ug/L			03/10/18 01:07	1
1,2,3-Trichlorobenzene	0.35	U	1.0	0.35	ug/L			03/10/18 01:07	1
1,2,4-Trichlorobenzene	0.27	U	1.0	0.27	ug/L			03/10/18 01:07	1
1,2-Dibromo-3-Chloropropane	0.23	U	1.0	0.23	ug/L			03/10/18 01:07	1
1,2-Dibromoethane	0.19	U	1.0	0.19	ug/L			03/10/18 01:07	1
1,2-Dichlorobenzene	0.22	U	1.0	0.22	ug/L			03/10/18 01:07	1
1,2-Dichloroethane	0.25	U	1.0	0.25	ug/L			03/10/18 01:07	1
1,2-Dichloropropane	0.18	U	1.0	0.18	ug/L			03/10/18 01:07	1
1,3-Dichlorobenzene	0.33	U	1.0	0.33	ug/L			03/10/18 01:07	1
1,4-Dichlorobenzene	0.33	U	1.0	0.33	ug/L			03/10/18 01:07	1
1,4-Dioxane	8.7	U	50	8.7	ug/L			03/10/18 01:07	1
2-Butanone	2.2	U	5.0	2.2	ug/L			03/10/18 01:07	1
2-Hexanone	0.72	U	5.0	0.72	ug/L			03/10/18 01:07	1
4-Methyl-2-pentanone	0.63	U	5.0	0.63	ug/L			03/10/18 01:07	1
Acetone	1.1	U	5.0	1.1	ug/L			03/10/18 01:07	1
Benzene	0.090	U	1.0	0.090	ug/L			03/10/18 01:07	1
Bromochloromethane	0.30	U	1.0	0.30	ug/L			03/10/18 01:07	1
Bromodichloromethane	0.15	U	1.0	0.15	ug/L			03/10/18 01:07	1
Bromoform	0.18	U	1.0	0.18	ug/L			03/10/18 01:07	1
Bromomethane	0.18	U	1.0	0.18	ug/L			03/10/18 01:07	1
Carbon disulfide	0.22	U	1.0	0.22	ug/L			03/10/18 01:07	1
Carbon tetrachloride	0.33	U	1.0	0.33	ug/L			03/10/18 01:07	1
Chlorobenzene	0.24	U	1.0	0.24	ug/L			03/10/18 01:07	1
Chloroethane	0.37	U	1.0	0.37	ug/L			03/10/18 01:07	1
Chloroform	0.22	U	1.0	0.22	ug/L			03/10/18 01:07	1
Chloromethane	0.22	U	1.0	0.22	ug/L			03/10/18 01:07	1
cis-1,2-Dichloroethene	0.26	U	1.0	0.26	ug/L			03/10/18 01:07	1
cis-1,3-Dichloropropene	0.16	U	1.0	0.16	ug/L			03/10/18 01:07	1

Method: 8260C - Volatile Organic Compounds by GC/MS (Continued)

Lab Sample ID: MB 460-502566/8
Matrix: Water
Analysis Batch: 502566

Client Sample ID: Method Blank
Prep Type: Total/NA

Analyte	MB Result	MB Qualifier	RL	MDL	Unit	D	Prepared	Analyzed	Dil Fac
Cyclohexane	0.26	U	1.0	0.26	ug/L			03/10/18 01:07	1
Dibromochloromethane	0.22	U	1.0	0.22	ug/L			03/10/18 01:07	1
Dichlorodifluoromethane	0.14	U	1.0	0.14	ug/L			03/10/18 01:07	1
Ethylbenzene	0.30	U	1.0	0.30	ug/L			03/10/18 01:07	1
Freon TF	0.34	U	1.0	0.34	ug/L			03/10/18 01:07	1
Isopropylbenzene	0.32	U	1.0	0.32	ug/L			03/10/18 01:07	1
m&p-Xylene	0.28	U	1.0	0.28	ug/L			03/10/18 01:07	1
Methyl acetate	0.58	U	5.0	0.58	ug/L			03/10/18 01:07	1
Methylcyclohexane	0.22	U	1.0	0.22	ug/L			03/10/18 01:07	1
Methylene Chloride	0.21	U	1.0	0.21	ug/L			03/10/18 01:07	1
MTBE	0.13	U	1.0	0.13	ug/L			03/10/18 01:07	1
o-Xylene	0.32	U	1.0	0.32	ug/L			03/10/18 01:07	1
Styrene	0.17	U	1.0	0.17	ug/L			03/10/18 01:07	1
Tetrachloroethene	0.12	U	1.0	0.12	ug/L			03/10/18 01:07	1
Toluene	0.25	U	1.0	0.25	ug/L			03/10/18 01:07	1
trans-1,2-Dichloroethene	0.18	U	1.0	0.18	ug/L			03/10/18 01:07	1
trans-1,3-Dichloropropene	0.19	U	1.0	0.19	ug/L			03/10/18 01:07	1
Trichloroethene	0.22	U	1.0	0.22	ug/L			03/10/18 01:07	1
Trichlorofluoromethane	0.15	U	1.0	0.15	ug/L			03/10/18 01:07	1
Vinyl chloride	0.060	U	1.0	0.060	ug/L			03/10/18 01:07	1

Tentatively Identified Compound	*MB Est. Result*	*MB Qualifier*	*Unit*	*D*	*RT*	*CAS No.*	*Prepared*	*Analyzed*	*Dil Fac*
Tentatively Identified Compound	*None*		*ug/L*					*03/10/18 01:07*	*1*

Surrogate	*MB %Recovery*	*MB Qualifier*	*Limits*	*Prepared*	*Analyzed*	*Dil Fac*
1,2-Dichloroethane-d4 (Surr)	*100*		*70 - 130*		*03/10/18 01:07*	*1*
Bromofluorobenzene	*104*		*70 - 130*		*03/10/18 01:07*	*1*
Dibromofluoromethane (Surr)	*103*		*70 - 130*		*03/10/18 01:07*	*1*
Toluene-d8 (Surr)	*96*		*70 - 130*		*03/10/18 01:07*	*1*

Lab Sample ID: LCS 460-502566/4
Matrix: Water
Analysis Batch: 502566

Client Sample ID: Lab Control Sample
Prep Type: Total/NA

Analyte	Spike Added	LCS Result	LCS Qualifier	Unit	D	%Rec	%Rec. Limits
1,1,1-Trichloroethane	20.0	19.6		ug/L		98	70 - 130
1,1,2,2-Tetrachloroethane	20.0	20.0		ug/L		100	70 - 130
1,1,2-Trichloroethane	20.0	18.3		ug/L		91	70 - 130
1,1-Dichloroethane	20.0	18.4		ug/L		92	70 - 130
1,1-Dichloroethene	20.0	18.2		ug/L		91	70 - 130
1,2,3-Trichlorobenzene	20.0	21.0		ug/L		105	70 - 130
1,2,4-Trichlorobenzene	20.0	20.9		ug/L		105	70 - 130
1,2-Dibromo-3-Chloropropane	20.0	17.0		ug/L		85	40 - 160
1,2-Dibromoethane	20.0	20.1		ug/L		100	70 - 130
1,2-Dichlorobenzene	20.0	20.3		ug/L		101	70 - 130
1,2-Dichloroethane	20.0	18.7		ug/L		94	70 - 130
1,2-Dichloropropane	20.0	18.6		ug/L		93	70 - 130

Method: 8260C - Volatile Organic Compounds by GC/MS (Continued)

Lab Sample ID: LCS 460-502566/4
Matrix: Water
Analysis Batch: 502566

Client Sample ID: Lab Control Sample
Prep Type: Total/NA

Analyte	Spike Added	LCS Result	LCS Qualifier	Unit	D	%Rec	%Rec. Limits
1,3-Dichlorobenzene	20.0	21.7		ug/L		108	70 - 130
1,4-Dichlorobenzene	20.0	21.1		ug/L		105	70 - 130
1,4-Dioxane	400	342		ug/L		86	40 - 160
2-Butanone	100	99.9		ug/L		100	40 - 160
2-Hexanone	100	97.1		ug/L		97	40 - 160
4-Methyl-2-pentanone	100	98.3		ug/L		98	40 - 160
Acetone	100	95.9		ug/L		96	40 - 160
Benzene	20.0	18.8		ug/L		94	70 - 130
Bromochloromethane	20.0	19.7		ug/L		99	70 - 130
Bromodichloromethane	20.0	19.0		ug/L		95	70 - 130
Bromoform	20.0	19.7		ug/L		98	70 - 130
Bromomethane	20.0	17.8		ug/L		89	40 - 160
Carbon disulfide	20.0	17.9		ug/L		90	40 - 160
Carbon tetrachloride	20.0	18.4		ug/L		92	70 - 130
Chlorobenzene	20.0	19.8		ug/L		99	70 - 130
Chloroethane	20.0	18.9		ug/L		95	40 - 160
Chloroform	20.0	19.2		ug/L		96	70 - 130
Chloromethane	20.0	16.8		ug/L		84	40 - 160
cis-1,2-Dichloroethene	20.0	19.4		ug/L		97	70 - 130
cis-1,3-Dichloropropene	20.0	18.4		ug/L		92	70 - 130
Cyclohexane	20.0	19.2		ug/L		96	70 - 130
Dibromochloromethane	20.0	18.9		ug/L		94	70 - 130
Dichlorodifluoromethane	20.0	19.0		ug/L		95	40 - 160
Ethylbenzene	20.0	18.5		ug/L		92	70 - 130
Freon TF	20.0	18.5		ug/L		92	70 - 130
Isopropylbenzene	20.0	19.7		ug/L		99	70 - 130
m&p-Xylene	20.0	18.7		ug/L		94	70 - 130
Methyl acetate	100	91.5		ug/L		91	70 - 130
Methylcyclohexane	20.0	18.6		ug/L		93	70 - 130
Methylene Chloride	20.0	18.5		ug/L		93	70 - 130
MTBE	20.0	18.8		ug/L		94	70 - 130
o-Xylene	20.0	19.6		ug/L		98	70 - 130
Styrene	20.0	19.3		ug/L		97	70 - 130
Tetrachloroethene	20.0	19.9		ug/L		100	70 - 130
Toluene	20.0	19.1		ug/L		95	70 - 130
trans-1,2-Dichloroethene	20.0	18.3		ug/L		92	70 - 130
trans-1,3-Dichloropropene	20.0	19.1		ug/L		96	70 - 130
Trichloroethene	20.0	18.8		ug/L		94	70 - 130
Trichlorofluoromethane	20.0	24.0		ug/L		120	40 - 160
Vinyl chloride	20.0	18.0		ug/L		90	70 - 130

Surrogate	*LCS %Recovery*	*LCS Qualifier*	*Limits*
1,2-Dichloroethane-d4 (Surr)	*95*		*70 - 130*
Bromofluorobenzene	*102*		*70 - 130*
Dibromofluoromethane (Surr)	*102*		*70 - 130*
Toluene-d8 (Surr)	*99*		*70 - 130*

Method: 8260C - Volatile Organic Compounds by GC/MS (Continued)

Lab Sample ID: LCSD 460-502566/5
Matrix: Water
Analysis Batch: 502566

Client Sample ID: Lab Control Sample Dup
Prep Type: Total/NA

Analyte	Spike Added	LCSD Result	LCSD Qualifier	Unit	D	%Rec	%Rec. Limits	RPD	RPD Limit
1,1,1-Trichloroethane	20.0	20.6		ug/L		103	70 - 130	5	20
1,1,2,2-Tetrachloroethane	20.0	19.3		ug/L		97	70 - 130	3	20
1,1,2-Trichloroethane	20.0	17.4		ug/L		87	70 - 130	5	20
1,1-Dichloroethane	20.0	18.8		ug/L		94	70 - 130	2	20
1,1-Dichloroethene	20.0	19.0		ug/L		95	70 - 130	4	20
1,2,3-Trichlorobenzene	20.0	21.1		ug/L		105	70 - 130	0	20
1,2,4-Trichlorobenzene	20.0	21.9		ug/L		109	70 - 130	4	20
1,2-Dibromo-3-Chloropropane	20.0	17.9		ug/L		89	40 - 160	5	20
1,2-Dibromoethane	20.0	19.0		ug/L		95	70 - 130	5	20
1,2-Dichlorobenzene	20.0	20.6		ug/L		103	70 - 130	2	20
1,2-Dichloroethane	20.0	19.4		ug/L		97	70 - 130	4	20
1,2-Dichloropropane	20.0	18.9		ug/L		94	70 - 130	1	20
1,3-Dichlorobenzene	20.0	21.4		ug/L		107	70 - 130	1	20
1,4-Dichlorobenzene	20.0	21.2		ug/L		106	70 - 130	0	20
1,4-Dioxane	400	440	*	ug/L		110	40 - 160	25	20
2-Butanone	100	107		ug/L		107	40 - 160	7	20
2-Hexanone	100	97.6		ug/L		98	40 - 160	1	20
4-Methyl-2-pentanone	100	95.8		ug/L		96	40 - 160	3	20
Acetone	100	94.3		ug/L		94	40 - 160	2	20
Benzene	20.0	18.9		ug/L		94	70 - 130	0	20
Bromochloromethane	20.0	21.3		ug/L		106	70 - 130	7	20
Bromodichloromethane	20.0	19.3		ug/L		96	70 - 130	1	20
Bromoform	20.0	19.8		ug/L		99	70 - 130	0	20
Bromomethane	20.0	19.4		ug/L		97	40 - 160	8	20
Carbon disulfide	20.0	19.0		ug/L		95	40 - 160	5	20
Carbon tetrachloride	20.0	20.0		ug/L		100	70 - 130	9	20
Chlorobenzene	20.0	19.6		ug/L		98	70 - 130	1	20
Chloroethane	20.0	18.0		ug/L		90	40 - 160	5	20
Chloroform	20.0	20.2		ug/L		101	70 - 130	5	20
Chloromethane	20.0	17.3		ug/L		86	40 - 160	3	20
cis-1,2-Dichloroethene	20.0	20.9		ug/L		104	70 - 130	7	20
cis-1,3-Dichloropropene	20.0	18.4		ug/L		92	70 - 130	0	20
Cyclohexane	20.0	21.2		ug/L		106	70 - 130	10	20
Dibromochloromethane	20.0	18.5		ug/L		93	70 - 130	2	20
Dichlorodifluoromethane	20.0	20.3		ug/L		101	40 - 160	7	20
Ethylbenzene	20.0	18.6		ug/L		93	70 - 130	1	20
Freon TF	20.0	18.9		ug/L		94	70 - 130	2	20
Isopropylbenzene	20.0	20.3		ug/L		101	70 - 130	3	20
m&p-Xylene	20.0	19.3		ug/L		97	70 - 130	3	20
Methyl acetate	100	93.3		ug/L		93	70 - 130	2	20
Methylcyclohexane	20.0	20.5		ug/L		103	70 - 130	10	20
Methylene Chloride	20.0	18.3		ug/L		92	70 - 130	1	20
MTBE	20.0	20.4		ug/L		102	70 - 130	8	20
o-Xylene	20.0	20.4		ug/L		102	70 - 130	4	20
Styrene	20.0	19.9		ug/L		99	70 - 130	3	20
Tetrachloroethene	20.0	19.6		ug/L		98	70 - 130	2	20
Toluene	20.0	18.8		ug/L		94	70 - 130	1	20
trans-1,2-Dichloroethene	20.0	19.4		ug/L		97	70 - 130	5	20

Method: 8260C - Volatile Organic Compounds by GC/MS (Continued)

Lab Sample ID: LCSD 460-502566/5
Matrix: Water
Analysis Batch: 502566

Client Sample ID: Lab Control Sample Dup
Prep Type: Total/NA

Analyte			Spike Added	LCSD Result	LCSD Qualifier	Unit	D	%Rec	%Rec. Limits	RPD	RPD Limit
trans-1,3-Dichloropropene			20.0	19.1		ug/L		96	70 - 130	0	20
Trichloroethene			20.0	19.6		ug/L		98	70 - 130	4	20
Trichlorofluoromethane			20.0	21.7		ug/L		109	40 - 160	10	20
Vinyl chloride			20.0	18.2		ug/L		91	70 - 130	1	20

Surrogate	*LCSD %Recovery*	*LCSD Qualifier*	*Limits*
1,2-Dichloroethane-d4 (Surr)	*99*		*70 - 130*
Bromofluorobenzene	*105*		*70 - 130*
Dibromofluoromethane (Surr)	*107*		*70 - 130*
Toluene-d8 (Surr)	*96*		*70 - 130*

Lab Sample ID: MB 460-502852/8
Matrix: Water
Analysis Batch: 502852

Client Sample ID: Method Blank
Prep Type: Total/NA

Analyte	MB Result	MB Qualifier	RL	MDL	Unit	D	Prepared	Analyzed	Dil Fac
1,1,1-Trichloroethane	0.28	U	1.0	0.28	ug/L			03/12/18 08:03	1
1,1,2,2-Tetrachloroethane	0.19	U	1.0	0.19	ug/L			03/12/18 08:03	1
1,1,2-Trichloroethane	0.080	U	1.0	0.080	ug/L			03/12/18 08:03	1
1,1-Dichloroethane	0.24	U	1.0	0.24	ug/L			03/12/18 08:03	1
1,1-Dichloroethene	0.34	U	1.0	0.34	ug/L			03/12/18 08:03	1
1,2,3-Trichlorobenzene	0.35	U	1.0	0.35	ug/L			03/12/18 08:03	1
1,2,4-Trichlorobenzene	0.27	U	1.0	0.27	ug/L			03/12/18 08:03	1
1,2-Dibromo-3-Chloropropane	0.23	U	1.0	0.23	ug/L			03/12/18 08:03	1
1,2-Dibromoethane	0.19	U	1.0	0.19	ug/L			03/12/18 08:03	1
1,2-Dichlorobenzene	0.22	U	1.0	0.22	ug/L			03/12/18 08:03	1
1,2-Dichloroethane	0.25	U	1.0	0.25	ug/L			03/12/18 08:03	1
1,2-Dichloropropane	0.18	U	1.0	0.18	ug/L			03/12/18 08:03	1
1,3-Dichlorobenzene	0.33	U	1.0	0.33	ug/L			03/12/18 08:03	1
1,4-Dichlorobenzene	0.33	U	1.0	0.33	ug/L			03/12/18 08:03	1
1,4-Dioxane	8.7	U	50	8.7	ug/L			03/12/18 08:03	1
2-Butanone	2.2	U	5.0	2.2	ug/L			03/12/18 08:03	1
2-Hexanone	0.72	U	5.0	0.72	ug/L			03/12/18 08:03	1
4-Methyl-2-pentanone	0.63	U	5.0	0.63	ug/L			03/12/18 08:03	1
Acetone	1.1	U	5.0	1.1	ug/L			03/12/18 08:03	1
Benzene	0.090	U	1.0	0.090	ug/L			03/12/18 08:03	1
Bromochloromethane	0.30	U	1.0	0.30	ug/L			03/12/18 08:03	1
Bromodichloromethane	0.15	U	1.0	0.15	ug/L			03/12/18 08:03	1
Bromoform	0.18	U	1.0	0.18	ug/L			03/12/18 08:03	1
Bromomethane	0.18	U	1.0	0.18	ug/L			03/12/18 08:03	1
Carbon disulfide	0.22	U	1.0	0.22	ug/L			03/12/18 08:03	1
Carbon tetrachloride	0.33	U	1.0	0.33	ug/L			03/12/18 08:03	1
Chlorobenzene	0.24	U	1.0	0.24	ug/L			03/12/18 08:03	1
Chloroethane	0.37	U	1.0	0.37	ug/L			03/12/18 08:03	1
Chloroform	0.22	U	1.0	0.22	ug/L			03/12/18 08:03	1
Chloromethane	0.22	U	1.0	0.22	ug/L			03/12/18 08:03	1
cis-1,2-Dichloroethene	0.26	U	1.0	0.26	ug/L			03/12/18 08:03	1
cis-1,3-Dichloropropene	0.16	U	1.0	0.16	ug/L			03/12/18 08:03	1

Method: 8260C - Volatile Organic Compounds by GC/MS (Continued)

Lab Sample ID: MB 460-502852/8
Matrix: Water
Analysis Batch: 502852

Client Sample ID: Method Blank
Prep Type: Total/NA

Analyte	MB Result	MB Qualifier	RL	MDL	Unit	D	Prepared	Analyzed	Dil Fac
Cyclohexane	0.26	U	1.0	0.26	ug/L			03/12/18 08:03	1
Dibromochloromethane	0.22	U	1.0	0.22	ug/L			03/12/18 08:03	1
Dichlorodifluoromethane	0.14	U	1.0	0.14	ug/L			03/12/18 08:03	1
Ethylbenzene	0.30	U	1.0	0.30	ug/L			03/12/18 08:03	1
Freon TF	0.34	U	1.0	0.34	ug/L			03/12/18 08:03	1
Isopropylbenzene	0.32	U	1.0	0.32	ug/L			03/12/18 08:03	1
m&p-Xylene	0.28	U	1.0	0.28	ug/L			03/12/18 08:03	1
Methyl acetate	0.58	U	5.0	0.58	ug/L			03/12/18 08:03	1
Methylcyclohexane	0.22	U	1.0	0.22	ug/L			03/12/18 08:03	1
Methylene Chloride	0.21	U	1.0	0.21	ug/L			03/12/18 08:03	1
MTBE	0.13	U	1.0	0.13	ug/L			03/12/18 08:03	1
o-Xylene	0.32	U	1.0	0.32	ug/L			03/12/18 08:03	1
Styrene	0.17	U	1.0	0.17	ug/L			03/12/18 08:03	1
Tetrachloroethene	0.12	U	1.0	0.12	ug/L			03/12/18 08:03	1
Toluene	0.25	U	1.0	0.25	ug/L			03/12/18 08:03	1
trans-1,2-Dichloroethene	0.18	U	1.0	0.18	ug/L			03/12/18 08:03	1
trans-1,3-Dichloropropene	0.19	U	1.0	0.19	ug/L			03/12/18 08:03	1
Trichloroethene	0.22	U	1.0	0.22	ug/L			03/12/18 08:03	1
Trichlorofluoromethane	0.15	U	1.0	0.15	ug/L			03/12/18 08:03	1
Vinyl chloride	0.060	U	1.0	0.060	ug/L			03/12/18 08:03	1

Tentatively Identified Compound	*MB Est. Result*	*MB Qualifier*	*Unit*	*D*	*RT*	*CAS No.*	*Prepared*	*Analyzed*	*Dil Fac*
Tentatively Identified Compound	*None*		*ug/L*					*03/12/18 08:03*	*1*

Surrogate	*MB %Recovery*	*MB Qualifier*	*Limits*	*Prepared*	*Analyzed*	*Dil Fac*
1,2-Dichloroethane-d4 (Surr)	*94*		*70 - 130*		*03/12/18 08:03*	*1*
Bromofluorobenzene	*106*		*70 - 130*		*03/12/18 08:03*	*1*
Dibromofluoromethane (Surr)	*102*		*70 - 130*		*03/12/18 08:03*	*1*
Toluene-d8 (Surr)	*94*		*70 - 130*		*03/12/18 08:03*	*1*

Lab Sample ID: LCS 460-502852/4
Matrix: Water
Analysis Batch: 502852

Client Sample ID: Lab Control Sample
Prep Type: Total/NA

Analyte	Spike Added	LCS Result	LCS Qualifier	Unit	D	%Rec	%Rec. Limits
1,1,1-Trichloroethane	20.0	20.9		ug/L		105	70 - 130
1,1,2,2-Tetrachloroethane	20.0	17.4		ug/L		87	70 - 130
1,1,2-Trichloroethane	20.0	17.9		ug/L		90	70 - 130
1,1-Dichloroethane	20.0	18.6		ug/L		93	70 - 130
1,1-Dichloroethene	20.0	20.2		ug/L		101	70 - 130
1,2,3-Trichlorobenzene	20.0	21.2		ug/L		106	70 - 130
1,2,4-Trichlorobenzene	20.0	22.0		ug/L		110	70 - 130
1,2-Dibromo-3-Chloropropane	20.0	17.8		ug/L		89	40 - 160
1,2-Dibromoethane	20.0	17.9		ug/L		90	70 - 130
1,2-Dichlorobenzene	20.0	20.3		ug/L		101	70 - 130
1,2-Dichloroethane	20.0	19.6		ug/L		98	70 - 130
1,2-Dichloropropane	20.0	17.8		ug/L		89	70 - 130

Method: 8260C - Volatile Organic Compounds by GC/MS (Continued)

Lab Sample ID: LCS 460-502852/4
Matrix: Water
Analysis Batch: 502852

Client Sample ID: Lab Control Sample
Prep Type: Total/NA

Analyte	Spike Added	LCS Result	LCS Qualifier	Unit	D	%Rec	%Rec. Limits
1,3-Dichlorobenzene	20.0	21.6		ug/L		108	70 - 130
1,4-Dichlorobenzene	20.0	21.2		ug/L		106	70 - 130
1,4-Dioxane	400	413		ug/L		103	40 - 160
2-Butanone	100	98.3		ug/L		98	40 - 160
2-Hexanone	100	93.8		ug/L		94	40 - 160
4-Methyl-2-pentanone	100	97.6		ug/L		98	40 - 160
Acetone	100	87.2		ug/L		87	40 - 160
Benzene	20.0	17.8		ug/L		89	70 - 130
Bromochloromethane	20.0	21.4		ug/L		107	70 - 130
Bromodichloromethane	20.0	20.2		ug/L		101	70 - 130
Bromoform	20.0	20.6		ug/L		103	70 - 130
Bromomethane	20.0	16.7		ug/L		84	40 - 160
Carbon disulfide	20.0	19.5		ug/L		98	40 - 160
Carbon tetrachloride	20.0	21.5		ug/L		107	70 - 130
Chlorobenzene	20.0	19.4		ug/L		97	70 - 130
Chloroethane	20.0	17.4		ug/L		87	40 - 160
Chloroform	20.0	20.3		ug/L		102	70 - 130
Chloromethane	20.0	18.5		ug/L		92	40 - 160
cis-1,2-Dichloroethene	20.0	21.5		ug/L		107	70 - 130
cis-1,3-Dichloropropene	20.0	18.5		ug/L		92	70 - 130
Cyclohexane	20.0	21.7		ug/L		108	70 - 130
Dibromochloromethane	20.0	19.3		ug/L		96	70 - 130
Dichlorodifluoromethane	20.0	23.6		ug/L		118	40 - 160
Ethylbenzene	20.0	19.4		ug/L		97	70 - 130
Freon TF	20.0	20.6		ug/L		103	70 - 130
Isopropylbenzene	20.0	20.3		ug/L		102	70 - 130
m&p-Xylene	20.0	19.1		ug/L		96	70 - 130
Methyl acetate	100	87.0		ug/L		87	70 - 130
Methylcyclohexane	20.0	20.6		ug/L		103	70 - 130
Methylene Chloride	20.0	19.0		ug/L		95	70 - 130
MTBE	20.0	19.6		ug/L		98	70 - 130
o-Xylene	20.0	19.9		ug/L		100	70 - 130
Styrene	20.0	19.6		ug/L		98	70 - 130
Tetrachloroethene	20.0	21.1		ug/L		106	70 - 130
Toluene	20.0	18.1		ug/L		90	70 - 130
trans-1,2-Dichloroethene	20.0	20.4		ug/L		102	70 - 130
trans-1,3-Dichloropropene	20.0	18.1		ug/L		90	70 - 130
Trichloroethene	20.0	19.9		ug/L		99	70 - 130
Trichlorofluoromethane	20.0	25.8		ug/L		129	40 - 160
Vinyl chloride	20.0	20.1		ug/L		101	70 - 130

Surrogate	*LCS %Recovery*	*LCS Qualifier*	*Limits*
1,2-Dichloroethane-d4 (Surr)	*101*		*70 - 130*
Bromofluorobenzene	*103*		*70 - 130*
Dibromofluoromethane (Surr)	*105*		*70 - 130*
Toluene-d8 (Surr)	*94*		*70 - 130*

Method: 8260C - Volatile Organic Compounds by GC/MS (Continued)

Lab Sample ID: 460-151079-55 MS
Matrix: Water
Analysis Batch: 502852

Client Sample ID: SW-4
Prep Type: Total/NA

Analyte	Sample Result	Sample Qualifier	Spike Added	MS Result	MS Qualifier	Unit	D	%Rec	%Rec. Limits
1,1,1-Trichloroethane	0.28	U	200	208		ug/L		104	70 - 130
1,1,2,2-Tetrachloroethane	0.19	U	200	182		ug/L		91	70 - 130
1,1,2-Trichloroethane	0.080	U	200	168		ug/L		84	70 - 130
1,1-Dichloroethane	0.24	U	200	186		ug/L		93	70 - 130
1,1-Dichloroethene	0.34	U	200	195		ug/L		97	70 - 130
1,2,3-Trichlorobenzene	0.35	U	200	214		ug/L		107	70 - 130
1,2,4-Trichlorobenzene	0.27	U	200	219		ug/L		109	70 - 130
1,2-Dibromo-3-Chloropropane	0.23	U	200	164		ug/L		82	40 - 160
1,2-Dibromoethane	0.19	U	200	186		ug/L		93	70 - 130
1,2-Dichlorobenzene	0.22	U	200	206		ug/L		103	70 - 130
1,2-Dichloroethane	0.25	U	200	194		ug/L		97	70 - 130
1,2-Dichloropropane	0.18	U	200	180		ug/L		90	70 - 130
1,3-Dichlorobenzene	0.33	U	200	223		ug/L		112	70 - 130
1,4-Dichlorobenzene	0.33	U	200	212		ug/L		106	70 - 130
1,4-Dioxane	8.7	U	4000	3930		ug/L		98	40 - 160
2-Butanone	2.2	U	1000	1100		ug/L		110	40 - 160
2-Hexanone	0.72	U	1000	1050		ug/L		105	40 - 160
4-Methyl-2-pentanone	0.63	U	1000	1050		ug/L		105	40 - 160
Acetone	13		1000	981		ug/L		97	40 - 160
Benzene	0.11	J	200	184		ug/L		92	70 - 130
Bromochloromethane	0.30	U	200	224		ug/L		112	70 - 130
Bromodichloromethane	0.15	U	200	183		ug/L		92	70 - 130
Bromoform	0.18	U	200	191		ug/L		95	70 - 130
Bromomethane	0.18	U	200	194		ug/L		97	40 - 160
Carbon disulfide	0.22	U	200	181		ug/L		91	40 - 160
Carbon tetrachloride	0.33	U	200	211		ug/L		105	70 - 130
Chlorobenzene	0.24	U	200	191		ug/L		96	70 - 130
Chloroethane	0.37	U	200	181		ug/L		91	40 - 160
Chloroform	0.22	U	200	206		ug/L		103	70 - 130
Chloromethane	0.22	U	200	191		ug/L		95	40 - 160
cis-1,2-Dichloroethene	0.50	J	200	213		ug/L		106	70 - 130
cis-1,3-Dichloropropene	0.16	U	200	180		ug/L		90	70 - 130
Cyclohexane	0.26	U	200	212		ug/L		106	70 - 130
Dibromochloromethane	0.22	U	200	171		ug/L		85	70 - 130
Dichlorodifluoromethane	0.14	U	200	244		ug/L		122	40 - 160
Ethylbenzene	0.30	U	200	196		ug/L		98	70 - 130
Freon TF	0.34	U	200	202		ug/L		101	70 - 130
Isopropylbenzene	0.32	U	200	202		ug/L		101	70 - 130
m&p-Xylene	0.28	U	200	186		ug/L		93	70 - 130
Methyl acetate	0.58	U	1000	860		ug/L		86	70 - 130
Methylcyclohexane	0.22	U	200	196		ug/L		98	70 - 130
Methylene Chloride	0.53	J	200	195		ug/L		97	70 - 130
MTBE	0.13	U	200	198		ug/L		99	70 - 130
o-Xylene	0.32	U	200	199		ug/L		100	70 - 130
Styrene	0.17	U	200	202		ug/L		101	70 - 130
Tetrachloroethene	0.12	U	200	212		ug/L		106	70 - 130
Toluene	0.46	J	200	187		ug/L		94	70 - 130
trans-1,2-Dichloroethene	0.18	U	200	214		ug/L		107	70 - 130

Method: 8260C - Volatile Organic Compounds by GC/MS (Continued)

Lab Sample ID: 460-151079-55 MS
Matrix: Water
Analysis Batch: 502852

Client Sample ID: SW-4
Prep Type: Total/NA

Analyte	Sample Result	Sample Qualifier	Spike Added	MS Result	MS Qualifier	Unit	D	%Rec	%Rec. Limits
trans-1,3-Dichloropropene	0.19	U	200	179		ug/L		89	70 - 130
Trichloroethene	0.22	U	200	196		ug/L		98	70 - 130
Trichlorofluoromethane	0.15	U	200	241		ug/L		121	40 - 160
Vinyl chloride	0.060	U	200	215		ug/L		108	70 - 130

Surrogate	*MS %Recovery*	*MS Qualifier*	*Limits*
1,2-Dichloroethane-d4 (Surr)	*99*		*70 - 130*
Bromofluorobenzene	*105*		*70 - 130*
Dibromofluoromethane (Surr)	*110*		*70 - 130*
Toluene-d8 (Surr)	*95*		*70 - 130*

Lab Sample ID: 460-151079-55 MSD
Matrix: Water
Analysis Batch: 502852

Client Sample ID: SW-4
Prep Type: Total/NA

Analyte	Sample Result	Sample Qualifier	Spike Added	MSD Result	MSD Qualifier	Unit	D	%Rec	%Rec. Limits	RPD	RPD Limit
1,1,1-Trichloroethane	0.28	U	200	206		ug/L		103	70 - 130	1	20
1,1,2,2-Tetrachloroethane	0.19	U	200	176		ug/L		88	70 - 130	3	20
1,1,2-Trichloroethane	0.080	U	200	172		ug/L		86	70 - 130	3	20
1,1-Dichloroethane	0.24	U	200	184		ug/L		92	70 - 130	1	20
1,1-Dichloroethene	0.34	U	200	184		ug/L		92	70 - 130	6	20
1,2,3-Trichlorobenzene	0.35	U	200	212		ug/L		106	70 - 130	1	20
1,2,4-Trichlorobenzene	0.27	U	200	217		ug/L		108	70 - 130	1	20
1,2-Dibromo-3-Chloropropane	0.23	U	200	166		ug/L		83	40 - 160	1	20
1,2-Dibromoethane	0.19	U	200	180		ug/L		90	70 - 130	3	20
1,2-Dichlorobenzene	0.22	U	200	208		ug/L		104	70 - 130	1	20
1,2-Dichloroethane	0.25	U	200	191		ug/L		95	70 - 130	2	20
1,2-Dichloropropane	0.18	U	200	178		ug/L		89	70 - 130	1	20
1,3-Dichlorobenzene	0.33	U	200	220		ug/L		110	70 - 130	1	20
1,4-Dichlorobenzene	0.33	U	200	214		ug/L		107	70 - 130	1	20
1,4-Dioxane	8.7	U	4000	4180		ug/L		104	40 - 160	6	20
2-Butanone	2.2	U	1000	1150		ug/L		115	40 - 160	4	20
2-Hexanone	0.72	U	1000	1100		ug/L		110	40 - 160	4	20
4-Methyl-2-pentanone	0.63	U	1000	1090		ug/L		109	40 - 160	4	20
Acetone	13		1000	944		ug/L		93	40 - 160	4	20
Benzene	0.11	J	200	182		ug/L		91	70 - 130	1	20
Bromochloromethane	0.30	U	200	212		ug/L		106	70 - 130	6	20
Bromodichloromethane	0.15	U	200	182		ug/L		91	70 - 130	1	20
Bromoform	0.18	U	200	190		ug/L		95	70 - 130	0	20
Bromomethane	0.18	U	200	182		ug/L		91	40 - 160	6	20
Carbon disulfide	0.22	U	200	167		ug/L		84	40 - 160	8	20
Carbon tetrachloride	0.33	U	200	191		ug/L		96	70 - 130	10	20
Chlorobenzene	0.24	U	200	198		ug/L		99	70 - 130	4	20
Chloroethane	0.37	U	200	171		ug/L		86	40 - 160	6	20
Chloroform	0.22	U	200	202		ug/L		101	70 - 130	2	20
Chloromethane	0.22	U	200	177		ug/L		89	40 - 160	7	20
cis-1,2-Dichloroethene	0.50	J	200	212		ug/L		106	70 - 130	0	20
cis-1,3-Dichloropropene	0.16	U	200	175		ug/L		87	70 - 130	3	20

Method: 8260C - Volatile Organic Compounds by GC/MS (Continued)

Lab Sample ID: 460-151079-55 MSD
Matrix: Water
Analysis Batch: 502852

Client Sample ID: SW-4
Prep Type: Total/NA

Analyte	Sample Result	Sample Qualifier	Spike Added	MSD Result	MSD Qualifier	Unit	D	%Rec	%Rec. Limits	RPD	RPD Limit
Cyclohexane	0.26	U	200	199		ug/L		99	70 - 130	6	20
Dibromochloromethane	0.22	U	200	172		ug/L		86	70 - 130	1	20
Dichlorodifluoromethane	0.14	U	200	216		ug/L		108	40 - 160	12	20
Ethylbenzene	0.30	U	200	194		ug/L		97	70 - 130	1	20
Freon TF	0.34	U	200	185		ug/L		93	70 - 130	9	20
Isopropylbenzene	0.32	U	200	200		ug/L		100	70 - 130	1	20
m&p-Xylene	0.28	U	200	188		ug/L		94	70 - 130	1	20
Methyl acetate	0.58	U	1000	837		ug/L		84	70 - 130	3	20
Methylcyclohexane	0.22	U	200	182		ug/L		91	70 - 130	7	20
Methylene Chloride	0.53	J	200	185		ug/L		92	70 - 130	5	20
MTBE	0.13	U	200	185		ug/L		93	70 - 130	6	20
o-Xylene	0.32	U	200	204		ug/L		102	70 - 130	3	20
Styrene	0.17	U	200	198		ug/L		99	70 - 130	2	20
Tetrachloroethene	0.12	U	200	213		ug/L		107	70 - 130	1	20
Toluene	0.46	J	200	183		ug/L		91	70 - 130	3	20
trans-1,2-Dichloroethene	0.18	U	200	188		ug/L		94	70 - 130	13	20
trans-1,3-Dichloropropene	0.19	U	200	174		ug/L		87	70 - 130	2	20
Trichloroethene	0.22	U	200	190		ug/L		95	70 - 130	3	20
Trichlorofluoromethane	0.15	U	200	229		ug/L		115	40 - 160	5	20
Vinyl chloride	0.060	U	200	202		ug/L		101	70 - 130	6	20

Surrogate	*MSD %Recovery*	*MSD Qualifier*	*Limits*
1,2-Dichloroethane-d4 (Surr)	*94*		*70 - 130*
Bromofluorobenzene	*105*		*70 - 130*
Dibromofluoromethane (Surr)	*106*		*70 - 130*
Toluene-d8 (Surr)	*93*		*70 - 130*

Method: 8260C SIM - Volatile Organic Compounds (GC/MS)

Lab Sample ID: MB 460-501589/8
Matrix: Water
Analysis Batch: 501589

Client Sample ID: Method Blank
Prep Type: Total/NA

Analyte	MB Result	MB Qualifier	RL	MDL	Unit	D	Prepared	Analyzed	Dil Fac
1,4-Dioxane	0.20	U	0.40	0.20	ug/L			03/06/18 09:59	1

Surrogate	*MB %Recovery*	*MB Qualifier*	*Limits*	*Prepared*	*Analyzed*	*Dil Fac*
1,2-Dichloroethane-d4 (Surr)	*101*		*70 - 130*		*03/06/18 09:59*	*1*
4-Bromofluorobenzene	*105*		*70 - 130*		*03/06/18 09:59*	*1*

Lab Sample ID: LCS 460-501589/4
Matrix: Water
Analysis Batch: 501589

Client Sample ID: Lab Control Sample
Prep Type: Total/NA

Analyte			Spike Added	LCS Result	LCS Qualifier	Unit	D	%Rec	%Rec. Limits		
1,4-Dioxane			5.00	5.11		ug/L		102	40 - 160		

Method: 8260C SIM - Volatile Organic Compounds (GC/MS) (Continued)

Lab Sample ID: LCS 460-501589/4
Matrix: Water
Analysis Batch: 501589

Client Sample ID: Lab Control Sample
Prep Type: Total/NA

Surrogate	*LCS %Recovery*	*LCS Qualifier*	*Limits*
1,2-Dichloroethane-d4 (Surr)	*97*		*70 - 130*
4-Bromofluorobenzene	*108*		*70 - 130*

Lab Sample ID: LCSD 460-501589/5
Matrix: Water
Analysis Batch: 501589

Client Sample ID: Lab Control Sample Dup
Prep Type: Total/NA

Analyte			Spike Added	LCSD Result	LCSD Qualifier	Unit	D	%Rec	%Rec. Limits	RPD	RPD Limit
1,4-Dioxane			5.00	5.44		ug/L		109	40 - 160	6	20

Surrogate	*LCSD %Recovery*	*LCSD Qualifier*	*Limits*
1,2-Dichloroethane-d4 (Surr)	*94*		*70 - 130*
4-Bromofluorobenzene	*107*		*70 - 130*

Qualifiers

GC/MS VOA

Qualifier	Qualifier Description
U	Indicates the analyte was analyzed for but not detected.
J	Result is less than the RL but greater than or equal to the MDL and the concentration is an approximate value.
*	RPD of the LCS and LCSD exceeds the control limits

Glossary

Abbreviation	These commonly used abbreviations may or may not be present in this report.
¤	Listed under the "D" column to designate that the result is reported on a dry weight basis
%R	Percent Recovery
CFL	Contains Free Liquid
CNF	Contains No Free Liquid
DER	Duplicate Error Ratio (normalized absolute difference)
Dil Fac	Dilution Factor
DL	Detection Limit (DoD/DOE)
DL, RA, RE, IN	Indicates a Dilution, Re-analysis, Re-extraction, or additional Initial metals/anion analysis of the sample
DLC	Decision Level Concentration (Radiochemistry)
EDL	Estimated Detection Limit (Dioxin)
LOD	Limit of Detection (DoD/DOE)
LOQ	Limit of Quantitation (DoD/DOE)
MDA	Minimum Detectable Activity (Radiochemistry)
MDC	Minimum Detectable Concentration (Radiochemistry)
MDL	Method Detection Limit
ML	Minimum Level (Dioxin)
NC	Not Calculated
ND	Not Detected at the reporting limit (or MDL or EDL if shown)
PQL	Practical Quantitation Limit
QC	Quality Control
RER	Relative Error Ratio (Radiochemistry)
RL	Reporting Limit or Requested Limit (Radiochemistry)
RPD	Relative Percent Difference, a measure of the relative difference between two points
TEF	Toxicity Equivalent Factor (Dioxin)
TEQ	Toxicity Equivalent Quotient (Dioxin)

GC/MS VOA

Analysis Batch: 501589

Lab Sample ID	Client Sample ID	Prep Type	Matrix	Method	Prep Batch
460-151079-56	MW-545I-RPP	Total/NA	Water	8260C SIM	
460-151079-57	PZ-522I-RPP	Total/NA	Water	8260C SIM	
460-151079-58	DUP-06-RPP	Total/NA	Water	8260C SIM	
460-151079-61	TB-022718-RPP	Total/NA	Water	8260C SIM	
MB 460-501589/8	Method Blank	Total/NA	Water	8260C SIM	
LCS 460-501589/4	Lab Control Sample	Total/NA	Water	8260C SIM	
LCSD 460-501589/5	Lab Control Sample Dup	Total/NA	Water	8260C SIM	

Analysis Batch: 501928

Lab Sample ID	Client Sample ID	Prep Type	Matrix	Method	Prep Batch
460-151079-1	MW-1S-A	Total/NA	Water	8260C	
460-151079-2	MW-1S-B	Total/NA	Water	8260C	
460-151079-3	MW-1I	Total/NA	Water	8260C	
460-151079-4	MW-2D	Total/NA	Water	8260C	
460-151079-6	MW-3D	Total/NA	Water	8260C	
460-151079-7	MW-501S	Total/NA	Water	8260C	
460-151079-8	MW-501I	Total/NA	Water	8260C	
460-151079-9	MW-502S	Total/NA	Water	8260C	
460-151079-10	MW-502I	Total/NA	Water	8260C	
460-151079-11	MW-503S	Total/NA	Water	8260C	
460-151079-12	MW-503I	Total/NA	Water	8260C	
460-151079-13	MW-505S	Total/NA	Water	8260C	
460-151079-14	MW-505I	Total/NA	Water	8260C	
460-151079-15	MW-506S	Total/NA	Water	8260C	
MB 460-501928/9	Method Blank	Total/NA	Water	8260C	
LCS 460-501928/4	Lab Control Sample	Total/NA	Water	8260C	
LCSD 460-501928/7	Lab Control Sample Dup	Total/NA	Water	8260C	

Analysis Batch: 502418

Lab Sample ID	Client Sample ID	Prep Type	Matrix	Method	Prep Batch
460-151079-16	MW-506I	Total/NA	Water	8260C	
460-151079-17	MW-507S	Total/NA	Water	8260C	
460-151079-18	MW-507I	Total/NA	Water	8260C	
460-151079-19	MW-508S	Total/NA	Water	8260C	
460-151079-20	MW-508D	Total/NA	Water	8260C	
460-151079-21	MW-532S	Total/NA	Water	8260C	
460-151079-22	MW-532D	Total/NA	Water	8260C	
460-151079-26	MW-545S	Total/NA	Water	8260C	
460-151079-27	MW-545I	Total/NA	Water	8260C	
460-151079-28	MW-545D	Total/NA	Water	8260C	
460-151079-29	MW-546S	Total/NA	Water	8260C	
460-151079-30	MW-546I	Total/NA	Water	8260C	
460-151079-31	MW-546D	Total/NA	Water	8260C	
460-151079-32	MW-547S	Total/NA	Water	8260C	
460-151079-33	MW-547I	Total/NA	Water	8260C	
460-151079-34	MW-547D	Total/NA	Water	8260C	
460-151079-35	MW-549S	Total/NA	Water	8260C	
MB 460-502418/8	Method Blank	Total/NA	Water	8260C	
LCS 460-502418/4	Lab Control Sample	Total/NA	Water	8260C	
460-151079-16 MS	MW-506I	Total/NA	Water	8260C	
460-151079-16 MSD	MW-506I	Total/NA	Water	8260C	

QC Association Summary

Client: Tetra Tech GEO
Project/Site: Lockheed - North Plainfield

TestAmerica Job ID: 460-151079-1

Analysis Batch: 502566

Lab Sample ID	Client Sample ID	Prep Type	Matrix	Method	Prep Batch
460-151079-23	MW-544S	Total/NA	Water	8260C	
460-151079-24	MW-544I	Total/NA	Water	8260C	
460-151079-25	MW-544D	Total/NA	Water	8260C	
460-151079-36	MW-549I	Total/NA	Water	8260C	
460-151079-37	MW-550S	Total/NA	Water	8260C	
460-151079-38	MW-550I	Total/NA	Water	8260C	
460-151079-39	PZ-521S	Total/NA	Water	8260C	
460-151079-40	PZ-521I	Total/NA	Water	8260C	
460-151079-41	PZ-522S	Total/NA	Water	8260C	
460-151079-42	PZ-522I	Total/NA	Water	8260C	
460-151079-43	PZ-522D	Total/NA	Water	8260C	
460-151079-44	PZ-524I	Total/NA	Water	8260C	
460-151079-45	PZ-524S	Total/NA	Water	8260C	
460-151079-46	PZ-524D	Total/NA	Water	8260C	
460-151079-47	DUP-01	Total/NA	Water	8260C	
460-151079-48	DUP-02	Total/NA	Water	8260C	
460-151079-49	DUP-03	Total/NA	Water	8260C	
460-151079-50	DUP-04	Total/NA	Water	8260C	
460-151079-51	DUP-05	Total/NA	Water	8260C	
460-151079-52	SW-1	Total/NA	Water	8260C	
MB 460-502566/8	Method Blank	Total/NA	Water	8260C	
LCS 460-502566/4	Lab Control Sample	Total/NA	Water	8260C	
LCSD 460-502566/5	Lab Control Sample Dup	Total/NA	Water	8260C	

Analysis Batch: 502852

Lab Sample ID	Client Sample ID	Prep Type	Matrix	Method	Prep Batch
460-151079-5	MW-2I	Total/NA	Water	8260C	
460-151079-53	SW-2	Total/NA	Water	8260C	
460-151079-54	SW-3	Total/NA	Water	8260C	
460-151079-55	SW-4	Total/NA	Water	8260C	
460-151079-59	FB-022718	Total/NA	Water	8260C	
460-151079-60	TB-022718	Total/NA	Water	8260C	
460-151079-62	DUP-07	Total/NA	Water	8260C	
MB 460-502852/8	Method Blank	Total/NA	Water	8260C	
LCS 460-502852/4	Lab Control Sample	Total/NA	Water	8260C	
460-151079-55 MS	SW-4	Total/NA	Water	8260C	
460-151079-55 MSD	SW-4	Total/NA	Water	8260C	

Lab Chronicle

Client: Tetra Tech GEO
Project/Site: Lockheed - North Plainfield

TestAmerica Job ID: 460-151079-1

Client Sample ID: MW-1S-A
Lab Sample ID: 460-151079-1
Date Collected: 02/27/18 09:20
Matrix: Water
Date Received: 02/28/18 13:45

Prep Type	Batch Type	Batch Method	Run	Dilution Factor	Batch Number	Prepared or Analyzed	Analyst	Lab
Total/NA	Analysis	8260C		1	501928	03/07/18 14:14	AAT	TAL EDI

Client Sample ID: MW-1S-B
Lab Sample ID: 460-151079-2
Date Collected: 02/27/18 09:22
Matrix: Water
Date Received: 02/28/18 13:45

Prep Type	Batch Type	Batch Method	Run	Dilution Factor	Batch Number	Prepared or Analyzed	Analyst	Lab
Total/NA	Analysis	8260C		1	501928	03/07/18 14:41	AAT	TAL EDI

Client Sample ID: MW-1I
Lab Sample ID: 460-151079-3
Date Collected: 02/27/18 09:25
Matrix: Water
Date Received: 02/28/18 13:45

Prep Type	Batch Type	Batch Method	Run	Dilution Factor	Batch Number	Prepared or Analyzed	Analyst	Lab
Total/NA	Analysis	8260C		1	501928	03/07/18 15:08	AAT	TAL EDI

Client Sample ID: MW-2D
Lab Sample ID: 460-151079-4
Date Collected: 02/27/18 11:40
Matrix: Water
Date Received: 02/28/18 13:45

Prep Type	Batch Type	Batch Method	Run	Dilution Factor	Batch Number	Prepared or Analyzed	Analyst	Lab
Total/NA	Analysis	8260C		1	501928	03/07/18 15:34	AAT	TAL EDI

Client Sample ID: MW-2I
Lab Sample ID: 460-151079-5
Date Collected: 02/27/18 11:45
Matrix: Water
Date Received: 02/28/18 13:45

Prep Type	Batch Type	Batch Method	Run	Dilution Factor	Batch Number	Prepared or Analyzed	Analyst	Lab
Total/NA	Analysis	8260C		1	502852	03/12/18 13:08	CJM	TAL EDI

Client Sample ID: MW-3D
Lab Sample ID: 460-151079-6
Date Collected: 02/27/18 10:00
Matrix: Water
Date Received: 02/28/18 13:45

Prep Type	Batch Type	Batch Method	Run	Dilution Factor	Batch Number	Prepared or Analyzed	Analyst	Lab
Total/NA	Analysis	8260C		1	501928	03/07/18 16:28	AAT	TAL EDI

Lab Chronicle

Client: Tetra Tech GEO
Project/Site: Lockheed - North Plainfield

TestAmerica Job ID: 460-151079-1

Client Sample ID: MW-501S
Lab Sample ID: 460-151079-7
Date Collected: 02/27/18 08:00
Matrix: Water
Date Received: 02/28/18 13:45

Prep Type	Batch Type	Batch Method	Run	Dilution Factor	Batch Number	Prepared or Analyzed	Analyst	Lab
Total/NA	Analysis	8260C		1	501928	03/07/18 16:54	AAT	TAL EDI

Client Sample ID: MW-501I
Lab Sample ID: 460-151079-8
Date Collected: 02/27/18 08:05
Matrix: Water
Date Received: 02/28/18 13:45

Prep Type	Batch Type	Batch Method	Run	Dilution Factor	Batch Number	Prepared or Analyzed	Analyst	Lab
Total/NA	Analysis	8260C		1	501928	03/07/18 17:21	AAT	TAL EDI

Client Sample ID: MW-502S
Lab Sample ID: 460-151079-9
Date Collected: 02/27/18 08:30
Matrix: Water
Date Received: 02/28/18 13:45

Prep Type	Batch Type	Batch Method	Run	Dilution Factor	Batch Number	Prepared or Analyzed	Analyst	Lab
Total/NA	Analysis	8260C		1	501928	03/07/18 17:48	AAT	TAL EDI

Client Sample ID: MW-502I
Lab Sample ID: 460-151079-10
Date Collected: 02/27/18 08:35
Matrix: Water
Date Received: 02/28/18 13:45

Prep Type	Batch Type	Batch Method	Run	Dilution Factor	Batch Number	Prepared or Analyzed	Analyst	Lab
Total/NA	Analysis	8260C		1	501928	03/07/18 18:14	AAT	TAL EDI

Client Sample ID: MW-503S
Lab Sample ID: 460-151079-11
Date Collected: 02/27/18 08:20
Matrix: Water
Date Received: 02/28/18 13:45

Prep Type	Batch Type	Batch Method	Run	Dilution Factor	Batch Number	Prepared or Analyzed	Analyst	Lab
Total/NA	Analysis	8260C		1	501928	03/07/18 18:41	AAT	TAL EDI

Client Sample ID: MW-503I
Lab Sample ID: 460-151079-12
Date Collected: 02/27/18 08:25
Matrix: Water
Date Received: 02/28/18 13:45

Prep Type	Batch Type	Batch Method	Run	Dilution Factor	Batch Number	Prepared or Analyzed	Analyst	Lab
Total/NA	Analysis	8260C		1	501928	03/07/18 19:08	AAT	TAL EDI

Client Sample ID: MW-505S
Lab Sample ID: 460-151079-13
Date Collected: 02/27/18 14:25
Matrix: Water
Date Received: 02/28/18 13:45

Prep Type	Batch Type	Batch Method	Run	Dilution Factor	Batch Number	Prepared or Analyzed	Analyst	Lab
Total/NA	Analysis	8260C		1	501928	03/07/18 19:34	AAT	TAL EDI

Client Sample ID: MW-505I
Lab Sample ID: 460-151079-14
Date Collected: 02/27/18 14:30
Matrix: Water
Date Received: 02/28/18 13:45

Prep Type	Batch Type	Batch Method	Run	Dilution Factor	Batch Number	Prepared or Analyzed	Analyst	Lab
Total/NA	Analysis	8260C		1	501928	03/07/18 20:01	AAT	TAL EDI

Client Sample ID: MW-506S
Lab Sample ID: 460-151079-15
Date Collected: 02/27/18 08:45
Matrix: Water
Date Received: 02/28/18 13:45

Prep Type	Batch Type	Batch Method	Run	Dilution Factor	Batch Number	Prepared or Analyzed	Analyst	Lab
Total/NA	Analysis	8260C		1	501928	03/07/18 20:27	AAT	TAL EDI

Client Sample ID: MW-506I
Lab Sample ID: 460-151079-16
Date Collected: 02/27/18 08:50
Matrix: Water
Date Received: 02/28/18 13:45

Prep Type	Batch Type	Batch Method	Run	Dilution Factor	Batch Number	Prepared or Analyzed	Analyst	Lab
Total/NA	Analysis	8260C		1	502418	03/09/18 12:36	CJM	TAL EDI

Client Sample ID: MW-507S
Lab Sample ID: 460-151079-17
Date Collected: 02/27/18 09:00
Matrix: Water
Date Received: 02/28/18 13:45

Prep Type	Batch Type	Batch Method	Run	Dilution Factor	Batch Number	Prepared or Analyzed	Analyst	Lab
Total/NA	Analysis	8260C		1	502418	03/09/18 12:59	CJM	TAL EDI

Client Sample ID: MW-507I
Lab Sample ID: 460-151079-18
Date Collected: 02/27/18 09:05
Matrix: Water
Date Received: 02/28/18 13:45

Prep Type	Batch Type	Batch Method	Run	Dilution Factor	Batch Number	Prepared or Analyzed	Analyst	Lab
Total/NA	Analysis	8260C		1	502418	03/09/18 13:23	CJM	TAL EDI

Lab Chronicle

Client: Tetra Tech GEO
Project/Site: Lockheed - North Plainfield

TestAmerica Job ID: 460-151079-1

Client Sample ID: MW-508S
Lab Sample ID: 460-151079-19
Date Collected: 02/27/18 09:10
Matrix: Water
Date Received: 02/28/18 13:45

Prep Type	Batch Type	Batch Method	Run	Dilution Factor	Batch Number	Prepared or Analyzed	Analyst	Lab
Total/NA	Analysis	8260C		1	502418	03/09/18 13:46	CJM	TAL EDI

Client Sample ID: MW-508D
Lab Sample ID: 460-151079-20
Date Collected: 02/27/18 09:15
Matrix: Water
Date Received: 02/28/18 13:45

Prep Type	Batch Type	Batch Method	Run	Dilution Factor	Batch Number	Prepared or Analyzed	Analyst	Lab
Total/NA	Analysis	8260C		1	502418	03/09/18 14:10	CJM	TAL EDI

Client Sample ID: MW-532S
Lab Sample ID: 460-151079-21
Date Collected: 02/27/18 07:45
Matrix: Water
Date Received: 02/28/18 13:45

Prep Type	Batch Type	Batch Method	Run	Dilution Factor	Batch Number	Prepared or Analyzed	Analyst	Lab
Total/NA	Analysis	8260C		1	502418	03/09/18 14:34	CJM	TAL EDI

Client Sample ID: MW-532D
Lab Sample ID: 460-151079-22
Date Collected: 02/27/18 07:40
Matrix: Water
Date Received: 02/28/18 13:45

Prep Type	Batch Type	Batch Method	Run	Dilution Factor	Batch Number	Prepared or Analyzed	Analyst	Lab
Total/NA	Analysis	8260C		1	502418	03/09/18 14:57	CJM	TAL EDI

Client Sample ID: MW-544S
Lab Sample ID: 460-151079-23
Date Collected: 02/27/18 11:25
Matrix: Water
Date Received: 02/28/18 13:45

Prep Type	Batch Type	Batch Method	Run	Dilution Factor	Batch Number	Prepared or Analyzed	Analyst	Lab
Total/NA	Analysis	8260C		1	502566	03/10/18 01:30	MZS	TAL EDI

Client Sample ID: MW-544I
Lab Sample ID: 460-151079-24
Date Collected: 02/27/18 11:30
Matrix: Water
Date Received: 02/28/18 13:45

Prep Type	Batch Type	Batch Method	Run	Dilution Factor	Batch Number	Prepared or Analyzed	Analyst	Lab
Total/NA	Analysis	8260C		1	502566	03/10/18 01:54	MZS	TAL EDI

Lab Chronicle

Client: Tetra Tech GEO
Project/Site: Lockheed - North Plainfield

TestAmerica Job ID: 460-151079-1

Client Sample ID: MW-544D
Lab Sample ID: 460-151079-25
Date Collected: 02/27/18 11:35
Matrix: Water
Date Received: 02/28/18 13:45

Prep Type	Batch Type	Batch Method	Run	Dilution Factor	Batch Number	Prepared or Analyzed	Analyst	Lab
Total/NA	Analysis	8260C		1	502566	03/10/18 02:17	MZS	TAL EDI

Client Sample ID: MW-545S
Lab Sample ID: 460-151079-26
Date Collected: 02/27/18 10:45
Matrix: Water
Date Received: 02/28/18 13:45

Prep Type	Batch Type	Batch Method	Run	Dilution Factor	Batch Number	Prepared or Analyzed	Analyst	Lab
Total/NA	Analysis	8260C		1	502418	03/09/18 17:07	CJM	TAL EDI

Client Sample ID: MW-545I
Lab Sample ID: 460-151079-27
Date Collected: 02/27/18 10:50
Matrix: Water
Date Received: 02/28/18 13:45

Prep Type	Batch Type	Batch Method	Run	Dilution Factor	Batch Number	Prepared or Analyzed	Analyst	Lab
Total/NA	Analysis	8260C		1	502418	03/09/18 17:31	CJM	TAL EDI

Client Sample ID: MW-545D
Lab Sample ID: 460-151079-28
Date Collected: 02/27/18 11:00
Matrix: Water
Date Received: 02/28/18 13:45

Prep Type	Batch Type	Batch Method	Run	Dilution Factor	Batch Number	Prepared or Analyzed	Analyst	Lab
Total/NA	Analysis	8260C		1	502418	03/09/18 17:55	CJM	TAL EDI

Client Sample ID: MW-546S
Lab Sample ID: 460-151079-29
Date Collected: 02/27/18 09:45
Matrix: Water
Date Received: 02/28/18 13:45

Prep Type	Batch Type	Batch Method	Run	Dilution Factor	Batch Number	Prepared or Analyzed	Analyst	Lab
Total/NA	Analysis	8260C		1	502418	03/09/18 18:18	CJM	TAL EDI

Client Sample ID: MW-546I
Lab Sample ID: 460-151079-30
Date Collected: 02/27/18 09:50
Matrix: Water
Date Received: 02/28/18 13:45

Prep Type	Batch Type	Batch Method	Run	Dilution Factor	Batch Number	Prepared or Analyzed	Analyst	Lab
Total/NA	Analysis	8260C		1	502418	03/09/18 18:42	CJM	TAL EDI

Lab Chronicle

Client: Tetra Tech GEO
Project/Site: Lockheed - North Plainfield

TestAmerica Job ID: 460-151079-1

Client Sample ID: MW-546D
Lab Sample ID: 460-151079-31
Date Collected: 02/27/18 09:55
Matrix: Water
Date Received: 02/28/18 13:45

Prep Type	Batch Type	Batch Method	Run	Dilution Factor	Batch Number	Prepared or Analyzed	Analyst	Lab
Total/NA	Analysis	8260C		1	502418	03/09/18 19:05	CJM	TAL EDI

Client Sample ID: MW-547S
Lab Sample ID: 460-151079-32
Date Collected: 02/27/18 13:30
Matrix: Water
Date Received: 02/28/18 13:45

Prep Type	Batch Type	Batch Method	Run	Dilution Factor	Batch Number	Prepared or Analyzed	Analyst	Lab
Total/NA	Analysis	8260C		1	502418	03/09/18 19:29	CJM	TAL EDI

Client Sample ID: MW-547I
Lab Sample ID: 460-151079-33
Date Collected: 02/27/18 13:35
Matrix: Water
Date Received: 02/28/18 13:45

Prep Type	Batch Type	Batch Method	Run	Dilution Factor	Batch Number	Prepared or Analyzed	Analyst	Lab
Total/NA	Analysis	8260C		1	502418	03/09/18 19:53	CJM	TAL EDI

Client Sample ID: MW-547D
Lab Sample ID: 460-151079-34
Date Collected: 02/27/18 13:40
Matrix: Water
Date Received: 02/28/18 13:45

Prep Type	Batch Type	Batch Method	Run	Dilution Factor	Batch Number	Prepared or Analyzed	Analyst	Lab
Total/NA	Analysis	8260C		1	502418	03/09/18 20:16	CJM	TAL EDI

Client Sample ID: MW-549S
Lab Sample ID: 460-151079-35
Date Collected: 02/27/18 07:30
Matrix: Water
Date Received: 02/28/18 13:45

Prep Type	Batch Type	Batch Method	Run	Dilution Factor	Batch Number	Prepared or Analyzed	Analyst	Lab
Total/NA	Analysis	8260C		1	502418	03/09/18 20:40	CJM	TAL EDI

Client Sample ID: MW-549I
Lab Sample ID: 460-151079-36
Date Collected: 02/27/18 07:25
Matrix: Water
Date Received: 02/28/18 13:45

Prep Type	Batch Type	Batch Method	Run	Dilution Factor	Batch Number	Prepared or Analyzed	Analyst	Lab
Total/NA	Analysis	8260C		1	502566	03/10/18 02:41	MZS	TAL EDI

Client Sample ID: MW-550S
Lab Sample ID: 460-151079-37
Date Collected: 02/27/18 08:10
Matrix: Water
Date Received: 02/28/18 13:45

Prep Type	Batch Type	Batch Method	Run	Dilution Factor	Batch Number	Prepared or Analyzed	Analyst	Lab
Total/NA	Analysis	8260C		1	502566	03/10/18 03:04	MZS	TAL EDI

Client Sample ID: MW-550I
Lab Sample ID: 460-151079-38
Date Collected: 02/27/18 08:15
Matrix: Water
Date Received: 02/28/18 13:45

Prep Type	Batch Type	Batch Method	Run	Dilution Factor	Batch Number	Prepared or Analyzed	Analyst	Lab
Total/NA	Analysis	8260C		1	502566	03/10/18 03:27	MZS	TAL EDI

Client Sample ID: PZ-521S
Lab Sample ID: 460-151079-39
Date Collected: 02/27/18 13:45
Matrix: Water
Date Received: 02/28/18 13:45

Prep Type	Batch Type	Batch Method	Run	Dilution Factor	Batch Number	Prepared or Analyzed	Analyst	Lab
Total/NA	Analysis	8260C		1	502566	03/10/18 03:51	MZS	TAL EDI

Client Sample ID: PZ-521I
Lab Sample ID: 460-151079-40
Date Collected: 02/27/18 13:50
Matrix: Water
Date Received: 02/28/18 13:45

Prep Type	Batch Type	Batch Method	Run	Dilution Factor	Batch Number	Prepared or Analyzed	Analyst	Lab
Total/NA	Analysis	8260C		1	502566	03/10/18 04:14	MZS	TAL EDI

Client Sample ID: PZ-522S
Lab Sample ID: 460-151079-41
Date Collected: 02/27/18 11:55
Matrix: Water
Date Received: 02/28/18 13:45

Prep Type	Batch Type	Batch Method	Run	Dilution Factor	Batch Number	Prepared or Analyzed	Analyst	Lab
Total/NA	Analysis	8260C		1	502566	03/10/18 04:38	MZS	TAL EDI

Client Sample ID: PZ-522I
Lab Sample ID: 460-151079-42
Date Collected: 02/27/18 12:00
Matrix: Water
Date Received: 02/28/18 13:45

Prep Type	Batch Type	Batch Method	Run	Dilution Factor	Batch Number	Prepared or Analyzed	Analyst	Lab
Total/NA	Analysis	8260C		1	502566	03/10/18 05:01	MZS	TAL EDI

Lab Chronicle

Client: Tetra Tech GEO
Project/Site: Lockheed - North Plainfield

TestAmerica Job ID: 460-151079-1

Client Sample ID: PZ-522D
Lab Sample ID: 460-151079-43
Date Collected: 02/27/18 12:05
Matrix: Water
Date Received: 02/28/18 13:45

Prep Type	Batch Type	Batch Method	Run	Dilution Factor	Batch Number	Prepared or Analyzed	Analyst	Lab
Total/NA	Analysis	8260C		1	502566	03/10/18 05:25	MZS	TAL EDI

Client Sample ID: PZ-524I
Lab Sample ID: 460-151079-44
Date Collected: 02/27/18 11:10
Matrix: Water
Date Received: 02/28/18 13:45

Prep Type	Batch Type	Batch Method	Run	Dilution Factor	Batch Number	Prepared or Analyzed	Analyst	Lab
Total/NA	Analysis	8260C		1	502566	03/10/18 05:48	MZS	TAL EDI

Client Sample ID: PZ-524S
Lab Sample ID: 460-151079-45
Date Collected: 02/27/18 11:05
Matrix: Water
Date Received: 02/28/18 13:45

Prep Type	Batch Type	Batch Method	Run	Dilution Factor	Batch Number	Prepared or Analyzed	Analyst	Lab
Total/NA	Analysis	8260C		1	502566	03/10/18 06:12	MZS	TAL EDI

Client Sample ID: PZ-524D
Lab Sample ID: 460-151079-46
Date Collected: 02/27/18 11:15
Matrix: Water
Date Received: 02/28/18 13:45

Prep Type	Batch Type	Batch Method	Run	Dilution Factor	Batch Number	Prepared or Analyzed	Analyst	Lab
Total/NA	Analysis	8260C		1	502566	03/10/18 06:35	MZS	TAL EDI

Client Sample ID: DUP-01
Lab Sample ID: 460-151079-47
Date Collected: 02/27/18 00:00
Matrix: Water
Date Received: 02/28/18 13:45

Prep Type	Batch Type	Batch Method	Run	Dilution Factor	Batch Number	Prepared or Analyzed	Analyst	Lab
Total/NA	Analysis	8260C		1	502566	03/10/18 06:58	MZS	TAL EDI

Client Sample ID: DUP-02
Lab Sample ID: 460-151079-48
Date Collected: 02/27/18 00:00
Matrix: Water
Date Received: 02/28/18 13:45

Prep Type	Batch Type	Batch Method	Run	Dilution Factor	Batch Number	Prepared or Analyzed	Analyst	Lab
Total/NA	Analysis	8260C		1	502566	03/10/18 07:22	MZS	TAL EDI

Client Sample ID: DUP-03
Date Collected: 02/27/18 00:00
Date Received: 02/28/18 13:45

Lab Sample ID: 460-151079-49
Matrix: Water

Prep Type	Batch Type	Batch Method	Run	Dilution Factor	Batch Number	Prepared or Analyzed	Analyst	Lab
Total/NA	Analysis	8260C		1	502566	03/10/18 07:45	MZS	TAL EDI

Client Sample ID: DUP-04
Date Collected: 02/27/18 00:00
Date Received: 02/28/18 13:45

Lab Sample ID: 460-151079-50
Matrix: Water

Prep Type	Batch Type	Batch Method	Run	Dilution Factor	Batch Number	Prepared or Analyzed	Analyst	Lab
Total/NA	Analysis	8260C		1	502566	03/10/18 08:08	MZS	TAL EDI

Client Sample ID: DUP-05
Date Collected: 02/27/18 00:00
Date Received: 02/28/18 13:45

Lab Sample ID: 460-151079-51
Matrix: Water

Prep Type	Batch Type	Batch Method	Run	Dilution Factor	Batch Number	Prepared or Analyzed	Analyst	Lab
Total/NA	Analysis	8260C		1	502566	03/10/18 08:32	MZS	TAL EDI

Client Sample ID: SW-1
Date Collected: 02/27/18 14:35
Date Received: 02/28/18 13:45

Lab Sample ID: 460-151079-52
Matrix: Water

Prep Type	Batch Type	Batch Method	Run	Dilution Factor	Batch Number	Prepared or Analyzed	Analyst	Lab
Total/NA	Analysis	8260C		1	502566	03/10/18 08:55	MZS	TAL EDI

Client Sample ID: SW-2
Date Collected: 02/27/18 14:15
Date Received: 02/28/18 13:45

Lab Sample ID: 460-151079-53
Matrix: Water

Prep Type	Batch Type	Batch Method	Run	Dilution Factor	Batch Number	Prepared or Analyzed	Analyst	Lab
Total/NA	Analysis	8260C		1	502852	03/12/18 09:38	CJM	TAL EDI

Client Sample ID: SW-3
Date Collected: 02/27/18 13:55
Date Received: 02/28/18 13:45

Lab Sample ID: 460-151079-54
Matrix: Water

Prep Type	Batch Type	Batch Method	Run	Dilution Factor	Batch Number	Prepared or Analyzed	Analyst	Lab
Total/NA	Analysis	8260C		1	502852	03/12/18 10:01	CJM	TAL EDI

Lab Chronicle

Client: Tetra Tech GEO
Project/Site: Lockheed - North Plainfield

TestAmerica Job ID: 460-151079-1

Client Sample ID: SW-4
Lab Sample ID: 460-151079-55
Date Collected: 02/27/18 13:20
Matrix: Water
Date Received: 02/28/18 13:45

Prep Type	Batch Type	Batch Method	Run	Dilution Factor	Batch Number	Prepared or Analyzed	Analyst	Lab
Total/NA	Analysis	8260C		1	502852	03/12/18 10:25	CJM	TAL EDI

Client Sample ID: MW-545I-RPP
Lab Sample ID: 460-151079-56
Date Collected: 02/27/18 10:55
Matrix: Water
Date Received: 02/28/18 13:45

Prep Type	Batch Type	Batch Method	Run	Dilution Factor	Batch Number	Prepared or Analyzed	Analyst	Lab
Total/NA	Analysis	8260C SIM		1	501589	03/06/18 16:54	SZD	TAL EDI

Client Sample ID: PZ-522I-RPP
Lab Sample ID: 460-151079-57
Date Collected: 02/27/18 12:02
Matrix: Water
Date Received: 02/28/18 13:45

Prep Type	Batch Type	Batch Method	Run	Dilution Factor	Batch Number	Prepared or Analyzed	Analyst	Lab
Total/NA	Analysis	8260C SIM		1	501589	03/06/18 17:17	SZD	TAL EDI

Client Sample ID: DUP-06-RPP
Lab Sample ID: 460-151079-58
Date Collected: 02/27/18 00:00
Matrix: Water
Date Received: 02/28/18 13:45

Prep Type	Batch Type	Batch Method	Run	Dilution Factor	Batch Number	Prepared or Analyzed	Analyst	Lab
Total/NA	Analysis	8260C SIM		1	501589	03/06/18 17:40	SZD	TAL EDI

Client Sample ID: FB-022718
Lab Sample ID: 460-151079-59
Date Collected: 02/27/18 14:50
Matrix: Water
Date Received: 02/28/18 13:45

Prep Type	Batch Type	Batch Method	Run	Dilution Factor	Batch Number	Prepared or Analyzed	Analyst	Lab
Total/NA	Analysis	8260C		1	502852	03/12/18 08:27	CJM	TAL EDI

Client Sample ID: TB-022718
Lab Sample ID: 460-151079-60
Date Collected: 02/27/18 00:00
Matrix: Water
Date Received: 02/28/18 13:45

Prep Type	Batch Type	Batch Method	Run	Dilution Factor	Batch Number	Prepared or Analyzed	Analyst	Lab
Total/NA	Analysis	8260C		1	502852	03/12/18 08:50	CJM	TAL EDI

Lab Chronicle

Client: Tetra Tech GEO
Project/Site: Lockheed - North Plainfield

TestAmerica Job ID: 460-151079-1

Client Sample ID: TB-022718-RPP

Lab Sample ID: 460-151079-61

Date Collected: 02/27/18 00:00

Matrix: Water

Date Received: 02/28/18 13:45

Prep Type	Batch Type	Batch Method	Run	Dilution Factor	Batch Number	Prepared or Analyzed	Analyst	Lab
Total/NA	Analysis	8260C SIM		1	501589	03/06/18 14:12	SZD	TAL EDI

Client Sample ID: DUP-07

Lab Sample ID: 460-151079-62

Date Collected: 02/27/18 00:00

Matrix: Water

Date Received: 02/28/18 13:45

Prep Type	Batch Type	Batch Method	Run	Dilution Factor	Batch Number	Prepared or Analyzed	Analyst	Lab
Total/NA	Analysis	8260C		1	502852	03/12/18 09:14	CJM	TAL EDI

Laboratory References:

TAL EDI = TestAmerica Edison, 777 New Durham Road, Edison, NJ 08817, TEL (732)549-3900

Accreditation/Certification Summary

Client: Tetra Tech GEO
TestAmerica Job ID: 460-151079-1
Project/Site: Lockheed - North Plainfield

Laboratory: TestAmerica Edison

The accreditations/certifications listed below are applicable to this report.

Authority	Program	EPA Region	Identification Number	Expiration Date
New Jersey	NELAP	2	12028	06-30-18

8260C_DKQP

Volatile Organic Compounds by GC/MS

FORM II
GC/MS VOA SURROGATE RECOVERY

Lab Name: TestAmerica Edison Job No.: 460-151079-1

SDG No.:

Matrix: Water Level: Low

GC Column (1): Rtx-VMS ID: 0.18(mm)

Client Sample ID	Lab Sample ID	DBFM #	DCA #	TOL #	BFB #
MW-1S-A	460-151079-1	102	104	103	89
MW-1S-B	460-151079-2	102	105	104	91
MW-1I	460-151079-3	104	104	103	88
MW-2D	460-151079-4	101	106	104	89
MW-2I	460-151079-5	111	98	94	107
MW-3D	460-151079-6	107	110	108	93
MW-501S	460-151079-7	103	105	103	89
MW-501I	460-151079-8	103	106	103	89
MW-502S	460-151079-9	103	105	103	88
MW-502I	460-151079-10	102	105	104	87
MW-503S	460-151079-11	101	106	102	86
MW-503I	460-151079-12	102	108	103	87
MW-505S	460-151079-13	101	106	103	89
MW-505I	460-151079-14	104	108	104	89
MW-506S	460-151079-15	105	109	105	91
MW-506I	460-151079-16	105	98	98	98
MW-507S	460-151079-17	104	97	96	103
MW-507I	460-151079-18	106	99	99	103
MW-508S	460-151079-19	106	102	97	101
MW-508D	460-151079-20	106	103	99	102
MW-532S	460-151079-21	108	102	96	100
MW-532D	460-151079-22	105	99	99	103
MW-544S	460-151079-23	105	100	96	105
MW-544I	460-151079-24	107	99	95	103
MW-544D	460-151079-25	104	99	98	103
MW-545S	460-151079-26	106	102	99	99
MW-545I	460-151079-27	104	102	98	98
MW-545D	460-151079-28	105	100	98	99
MW-546S	460-151079-29	106	101	95	101
MW-546I	460-151079-30	106	100	99	99
MW-546D	460-151079-31	105	103	100	102
MW-547S	460-151079-32	103	98	96	104
MW-547I	460-151079-33	104	103	95	103
MW-547D	460-151079-34	106	97	95	101
MW-549S	460-151079-35	102	101	99	101

	QC LIMITS
DBFM = Dibromofluoromethane (Surr)	70-130
DCA = 1,2-Dichloroethane-d4 (Surr)	70-130
TOL = Toluene-d8 (Surr)	70-130
BFB = Bromofluorobenzene	70-130

Column to be used to flag recovery values

FORM II 8260C

FORM II
GC/MS VOA SURROGATE RECOVERY

Lab Name: TestAmerica Edison Job No.: 460-151079-1

SDG No.:

Matrix: Water Level: Low

GC Column (1): Rtx-624 ID: 0.25(mm)

Client Sample ID	Lab Sample ID	DBFM #	DCA #	TOL #	BFB #
MW-549I	460-151079-36	104	98	97	107
MW-550S	460-151079-37	107	99	98	105
MW-550I	460-151079-38	105	97	95	111
PZ-521S	460-151079-39	108	101	95	104
PZ-521I	460-151079-40	110	101	95	107
PZ-522S	460-151079-41	107	99	95	105
PZ-522I	460-151079-42	108	99	94	105
PZ-522D	460-151079-43	104	97	95	105
PZ-524I	460-151079-44	103	97	95	105
PZ-524S	460-151079-45	105	99	96	108
PZ-524D	460-151079-46	106	98	96	108
DUP-01	460-151079-47	107	101	96	107
DUP-02	460-151079-48	107	97	95	109
DUP-03	460-151079-49	105	98	96	108
DUP-04	460-151079-50	106	103	98	107
DUP-05	460-151079-51	105	96	96	104
SW-1	460-151079-52	108	98	96	109
SW-2	460-151079-53	112	99	94	113
SW-3	460-151079-54	106	99	97	108
SW-4	460-151079-55	109	100	93	106
FB-022718	460-151079-59	110	98	95	108
TB-022718	460-151079-60	105	97	99	110
DUP-07	460-151079-62	107	99	94	108
	MB 460-501928/9	101	104	105	94
	MB 460-502418/8	106	101	97	100
	MB 460-502566/8	103	100	96	104
	MB 460-502852/8	102	94	94	106
	LCS 460-501928/4	101	104	104	106
	LCS 460-502418/4	102	98	98	101
	LCS 460-502566/4	102	95	99	102
	LCS 460-502852/4	105	101	94	103
	LCSD 460-501928/7	101	104	103	104
	LCSD 460-502566/5	107	99	96	105
MW-506I MS	460-151079-16 MS	102	96	93	101

	QC LIMITS
DBFM = Dibromofluoromethane (Surr)	70-130
DCA = 1,2-Dichloroethane-d4 (Surr)	70-130
TOL = Toluene-d8 (Surr)	70-130
BFB = Bromofluorobenzene	70-130

Column to be used to flag recovery values

FORM II 8260C

FORM II
GC/MS VOA SURROGATE RECOVERY

Lab Name: TestAmerica Edison Job No.: 460-151079-1

SDG No.:

Matrix: Water Level: Low

GC Column (1): Rtx-624 ID: 0.25(mm)

Client Sample ID	Lab Sample ID	DBFM #	DCA #	TOL #	BFB #
SW-4 MS	460-151079-55 MS	110	99	95	105
MW-506I MSD	460-151079-16 MSD	103	96	95	101
SW-4 MSD	460-151079-55 MSD	106	94	93	105

	QC LIMITS
DBFM = Dibromofluoromethane (Surr)	70-130
DCA = 1,2-Dichloroethane-d4 (Surr)	70-130
TOL = Toluene-d8 (Surr)	70-130
BFB = Bromofluorobenzene	70-130

Column to be used to flag recovery values

FORM II 8260C

FORM III
GC/MS VOA LAB CONTROL SAMPLE RECOVERY

Lab Name: TestAmerica Edison Job No.: 460-151079-1

SDG No.:

Matrix: Water Level: Low Lab File ID: E82023.D

Lab ID: LCS 460-501928/4 Client ID:

COMPOUND	SPIKE ADDED (ug/L)	LCS CONCENTRATION (ug/L)	LCS % REC	QC LIMITS REC	#
1,1,1-Trichloroethane	20.0	18.2	91	70-130	
1,1,2,2-Tetrachloroethane	20.0	20.7	104	70-130	
1,1,2-Trichloroethane	20.0	20.0	100	70-130	
1,1-Dichloroethane	20.0	19.5	97	70-130	
1,1-Dichloroethene	20.0	18.6	93	70-130	
1,2,3-Trichlorobenzene	20.0	19.3	96	70-130	
1,2,4-Trichlorobenzene	20.0	19.0	95	70-130	
1,2-Dibromo-3-Chloropropane	20.0	19.4	97	40-160	
1,2-Dibromoethane	20.0	19.7	98	70-130	
1,2-Dichlorobenzene	20.0	19.6	98	70-130	
1,2-Dichloroethane	20.0	20.0	100	70-130	
1,2-Dichloropropane	20.0	19.0	95	70-130	
1,3-Dichlorobenzene	20.0	18.2	91	70-130	
1,4-Dichlorobenzene	20.0	19.3	96	70-130	
1,4-Dioxane	400	389	97	40-160	
2-Butanone	100	88.5	88	40-160	
2-Hexanone	100	96.1	96	40-160	
4-Methyl-2-pentanone	100	96.9	97	40-160	
Acetone	100	98.6	99	40-160	
Benzene	20.0	19.8	99	70-130	
Bromochloromethane	20.0	18.9	95	70-130	
Bromodichloromethane	20.0	18.1	91	70-130	
Bromoform	20.0	15.9	80	70-130	
Bromomethane	20.0	20.1	101	40-160	
Carbon disulfide	20.0	16.8	84	40-160	
Carbon tetrachloride	20.0	17.2	86	70-130	
Chlorobenzene	20.0	19.1	96	70-130	
Chloroethane	20.0	21.5	108	40-160	
Chloroform	20.0	19.4	97	70-130	
Chloromethane	20.0	19.8	99	40-160	
cis-1,2-Dichloroethene	20.0	18.1	90	70-130	
cis-1,3-Dichloropropene	20.0	19.6	98	70-130	
Cyclohexane	20.0	18.0	90	70-130	
Dibromochloromethane	20.0	17.7	89	70-130	
Dichlorodifluoromethane	20.0	20.3	101	40-160	
Ethylbenzene	20.0	18.6	93	70-130	
Freon TF	20.0	19.3	97	70-130	
Isopropylbenzene	20.0	20.4	102	70-130	
m&p-Xylene	20.0	19.2	96	70-130	
Methyl acetate	100	99.3	99	70-130	
Methylcyclohexane	20.0	17.5	87	70-130	
Methylene Chloride	20.0	21.0	105	70-130	

Column to be used to flag recovery and RPD values

FORM III 8260C

FORM III
GC/MS VOA LAB CONTROL SAMPLE RECOVERY

Lab Name: TestAmerica Edison Job No.: 460-151079-1

SDG No.:

Matrix: Water Level: Low Lab File ID: E82023.D

Lab ID: LCS 460-501928/4 Client ID:

COMPOUND	SPIKE ADDED (ug/L)	LCS CONCENTRATION (ug/L)	LCS % REC	QC LIMITS REC	#
MTBE	20.0	19.6	98	70-130	
o-Xylene	20.0	18.9	94	70-130	
Styrene	20.0	19.7	98	70-130	
Tetrachloroethene	20.0	17.5	87	70-130	
Toluene	20.0	19.5	97	70-130	
trans-1,2-Dichloroethene	20.0	17.7	89	70-130	
trans-1,3-Dichloropropene	20.0	19.5	97	70-130	
Trichloroethene	20.0	17.7	89	70-130	
Trichlorofluoromethane	20.0	21.4	107	40-160	
Vinyl chloride	20.0	20.2	101	70-130	

Column to be used to flag recovery and RPD values

FORM III 8260C

FORM III
GC/MS VOA LAB CONTROL SAMPLE RECOVERY

Lab Name: TestAmerica Edison Job No.: 460-151079-1

SDG No.:

Matrix: Water Level: Low Lab File ID: F60586.D

Lab ID: LCS 460-502418/4 Client ID:

COMPOUND	SPIKE ADDED (ug/L)	LCS CONCENTRATION (ug/L)	LCS % REC	QC LIMITS REC	#
1,1,1-Trichloroethane	20.0	21.2	106	70-130	
1,1,2,2-Tetrachloroethane	20.0	20.6	103	70-130	
1,1,2-Trichloroethane	20.0	18.1	91	70-130	
1,1-Dichloroethane	20.0	19.1	96	70-130	
1,1-Dichloroethene	20.0	19.0	95	70-130	
1,2,3-Trichlorobenzene	20.0	20.8	104	70-130	
1,2,4-Trichlorobenzene	20.0	22.1	110	70-130	
1,2-Dibromo-3-Chloropropane	20.0	18.7	94	40-160	
1,2-Dibromoethane	20.0	20.0	100	70-130	
1,2-Dichlorobenzene	20.0	20.5	103	70-130	
1,2-Dichloroethane	20.0	19.5	98	70-130	
1,2-Dichloropropane	20.0	18.5	93	70-130	
1,3-Dichlorobenzene	20.0	22.3	111	70-130	
1,4-Dichlorobenzene	20.0	21.4	107	70-130	
1,4-Dioxane	400	436	109	40-160	
2-Butanone	100	104	104	40-160	
2-Hexanone	100	106	106	40-160	
4-Methyl-2-pentanone	100	105	105	40-160	
Acetone	100	104	104	40-160	
Benzene	20.0	19.2	96	70-130	
Bromochloromethane	20.0	20.3	102	70-130	
Bromodichloromethane	20.0	20.0	100	70-130	
Bromoform	20.0	20.8	104	70-130	
Bromomethane	20.0	14.7	74	40-160	
Carbon disulfide	20.0	20.0	100	40-160	
Carbon tetrachloride	20.0	20.9	105	70-130	
Chlorobenzene	20.0	20.2	101	70-130	
Chloroethane	20.0	16.3	82	40-160	
Chloroform	20.0	20.0	100	70-130	
Chloromethane	20.0	16.6	83	40-160	
cis-1,2-Dichloroethene	20.0	20.5	102	70-130	
cis-1,3-Dichloropropene	20.0	20.3	102	70-130	
Cyclohexane	20.0	21.7	108	70-130	
Dibromochloromethane	20.0	19.3	97	70-130	
Dichlorodifluoromethane	20.0	20.4	102	40-160	
Ethylbenzene	20.0	20.5	102	70-130	
Freon TF	20.0	19.5	97	70-130	
Isopropylbenzene	20.0	20.5	103	70-130	
m&p-Xylene	20.0	19.8	99	70-130	
Methyl acetate	100	97.3	97	70-130	
Methylcyclohexane	20.0	20.7	103	70-130	
Methylene Chloride	20.0	19.4	97	70-130	

Column to be used to flag recovery and RPD values

FORM III 8260C

FORM III
GC/MS VOA LAB CONTROL SAMPLE RECOVERY

Lab Name: TestAmerica Edison Job No.: 460-151079-1

SDG No.:

Matrix: Water Level: Low Lab File ID: F60586.D

Lab ID: LCS 460-502418/4 Client ID:

COMPOUND	SPIKE ADDED (ug/L)	LCS CONCENTRATION (ug/L)	LCS % REC	QC LIMITS REC	#
MTBE	20.0	20.2	101	70-130	
o-Xylene	20.0	20.6	103	70-130	
Styrene	20.0	20.4	102	70-130	
Tetrachloroethene	20.0	20.3	101	70-130	
Toluene	20.0	19.4	97	70-130	
trans-1,2-Dichloroethene	20.0	19.4	97	70-130	
trans-1,3-Dichloropropene	20.0	21.3	106	70-130	
Trichloroethene	20.0	19.5	98	70-130	
Trichlorofluoromethane	20.0	22.8	114	40-160	
Vinyl chloride	20.0	18.2	91	70-130	

Column to be used to flag recovery and RPD values

FORM III 8260C

FORM III
GC/MS VOA LAB CONTROL SAMPLE RECOVERY

Lab Name: TestAmerica Edison Job No.: 460-151079-1

SDG No.:

Matrix: Water Level: Low Lab File ID: F60617.D

Lab ID: LCS 460-502566/4 Client ID:

COMPOUND	SPIKE ADDED (ug/L)	LCS CONCENTRATION (ug/L)	LCS % REC	QC LIMITS REC	#
1,1,1-Trichloroethane	20.0	19.6	98	70-130	
1,1,2,2-Tetrachloroethane	20.0	20.0	100	70-130	
1,1,2-Trichloroethane	20.0	18.3	91	70-130	
1,1-Dichloroethane	20.0	18.4	92	70-130	
1,1-Dichloroethene	20.0	18.2	91	70-130	
1,2,3-Trichlorobenzene	20.0	21.0	105	70-130	
1,2,4-Trichlorobenzene	20.0	20.9	105	70-130	
1,2-Dibromo-3-Chloropropane	20.0	17.0	85	40-160	
1,2-Dibromoethane	20.0	20.1	100	70-130	
1,2-Dichlorobenzene	20.0	20.3	101	70-130	
1,2-Dichloroethane	20.0	18.7	94	70-130	
1,2-Dichloropropane	20.0	18.6	93	70-130	
1,3-Dichlorobenzene	20.0	21.7	108	70-130	
1,4-Dichlorobenzene	20.0	21.1	105	70-130	
1,4-Dioxane	400	342	86	40-160	
2-Butanone	100	99.9	100	40-160	
2-Hexanone	100	97.1	97	40-160	
4-Methyl-2-pentanone	100	98.3	98	40-160	
Acetone	100	95.9	96	40-160	
Benzene	20.0	18.8	94	70-130	
Bromochloromethane	20.0	19.7	99	70-130	
Bromodichloromethane	20.0	19.0	95	70-130	
Bromoform	20.0	19.7	98	70-130	
Bromomethane	20.0	17.8	89	40-160	
Carbon disulfide	20.0	17.9	90	40-160	
Carbon tetrachloride	20.0	18.4	92	70-130	
Chlorobenzene	20.0	19.8	99	70-130	
Chloroethane	20.0	18.9	95	40-160	
Chloroform	20.0	19.2	96	70-130	
Chloromethane	20.0	16.8	84	40-160	
cis-1,2-Dichloroethene	20.0	19.4	97	70-130	
cis-1,3-Dichloropropene	20.0	18.4	92	70-130	
Cyclohexane	20.0	19.2	96	70-130	
Dibromochloromethane	20.0	18.9	94	70-130	
Dichlorodifluoromethane	20.0	19.0	95	40-160	
Ethylbenzene	20.0	18.5	92	70-130	
Freon TF	20.0	18.5	92	70-130	
Isopropylbenzene	20.0	19.7	99	70-130	
m&p-Xylene	20.0	18.7	94	70-130	
Methyl acetate	100	91.5	91	70-130	
Methylcyclohexane	20.0	18.6	93	70-130	
Methylene Chloride	20.0	18.5	93	70-130	

Column to be used to flag recovery and RPD values

FORM III 8260C

FORM III
GC/MS VOA LAB CONTROL SAMPLE RECOVERY

Lab Name: TestAmerica Edison Job No.: 460-151079-1

SDG No.:

Matrix: Water Level: Low Lab File ID: F60617.D

Lab ID: LCS 460-502566/4 Client ID:

COMPOUND	SPIKE ADDED (ug/L)	LCS CONCENTRATION (ug/L)	LCS % REC	QC LIMITS REC	#
MTBE	20.0	18.8	94	70-130	
o-Xylene	20.0	19.6	98	70-130	
Styrene	20.0	19.3	97	70-130	
Tetrachloroethene	20.0	19.9	100	70-130	
Toluene	20.0	19.1	95	70-130	
trans-1,2-Dichloroethene	20.0	18.3	92	70-130	
trans-1,3-Dichloropropene	20.0	19.1	96	70-130	
Trichloroethene	20.0	18.8	94	70-130	
Trichlorofluoromethane	20.0	24.0	120	40-160	
Vinyl chloride	20.0	18.0	90	70-130	

Column to be used to flag recovery and RPD values

FORM III 8260C

FORM III
GC/MS VOA LAB CONTROL SAMPLE RECOVERY

Lab Name: TestAmerica Edison Job No.: 460-151079-1

SDG No.:

Matrix: Water Level: Low Lab File ID: F60646.D

Lab ID: LCS 460-502852/4 Client ID:

COMPOUND	SPIKE ADDED (ug/L)	LCS CONCENTRATION (ug/L)	LCS % REC	QC LIMITS REC	#
1,1,1-Trichloroethane	20.0	20.9	105	70-130	
1,1,2,2-Tetrachloroethane	20.0	17.4	87	70-130	
1,1,2-Trichloroethane	20.0	17.9	90	70-130	
1,1-Dichloroethane	20.0	18.6	93	70-130	
1,1-Dichloroethene	20.0	20.2	101	70-130	
1,2,3-Trichlorobenzene	20.0	21.2	106	70-130	
1,2,4-Trichlorobenzene	20.0	22.0	110	70-130	
1,2-Dibromo-3-Chloropropane	20.0	17.8	89	40-160	
1,2-Dibromoethane	20.0	17.9	90	70-130	
1,2-Dichlorobenzene	20.0	20.3	101	70-130	
1,2-Dichloroethane	20.0	19.6	98	70-130	
1,2-Dichloropropane	20.0	17.8	89	70-130	
1,3-Dichlorobenzene	20.0	21.6	108	70-130	
1,4-Dichlorobenzene	20.0	21.2	106	70-130	
1,4-Dioxane	400	413	103	40-160	
2-Butanone	100	98.3	98	40-160	
2-Hexanone	100	93.8	94	40-160	
4-Methyl-2-pentanone	100	97.6	98	40-160	
Acetone	100	87.2	87	40-160	
Benzene	20.0	17.8	89	70-130	
Bromochloromethane	20.0	21.4	107	70-130	
Bromodichloromethane	20.0	20.2	101	70-130	
Bromoform	20.0	20.6	103	70-130	
Bromomethane	20.0	16.7	84	40-160	
Carbon disulfide	20.0	19.5	98	40-160	
Carbon tetrachloride	20.0	21.5	107	70-130	
Chlorobenzene	20.0	19.4	97	70-130	
Chloroethane	20.0	17.4	87	40-160	
Chloroform	20.0	20.3	102	70-130	
Chloromethane	20.0	18.5	92	40-160	
cis-1,2-Dichloroethene	20.0	21.5	107	70-130	
cis-1,3-Dichloropropene	20.0	18.5	92	70-130	
Cyclohexane	20.0	21.7	108	70-130	
Dibromochloromethane	20.0	19.3	96	70-130	
Dichlorodifluoromethane	20.0	23.6	118	40-160	
Ethylbenzene	20.0	19.4	97	70-130	
Freon TF	20.0	20.6	103	70-130	
Isopropylbenzene	20.0	20.3	102	70-130	
m&p-Xylene	20.0	19.1	96	70-130	
Methyl acetate	100	87.0	87	70-130	
Methylcyclohexane	20.0	20.6	103	70-130	
Methylene Chloride	20.0	19.0	95	70-130	

Column to be used to flag recovery and RPD values

FORM III 8260C

FORM III
GC/MS VOA LAB CONTROL SAMPLE RECOVERY

Lab Name: TestAmerica Edison Job No.: 460-151079-1

SDG No.:

Matrix: Water Level: Low Lab File ID: F60646.D

Lab ID: LCS 460-502852/4 Client ID:

COMPOUND	SPIKE ADDED (ug/L)	LCS CONCENTRATION (ug/L)	LCS % REC	QC LIMITS REC	#
MTBE	20.0	19.6	98	70-130	
o-Xylene	20.0	19.9	100	70-130	
Styrene	20.0	19.6	98	70-130	
Tetrachloroethene	20.0	21.1	106	70-130	
Toluene	20.0	18.1	90	70-130	
trans-1,2-Dichloroethene	20.0	20.4	102	70-130	
trans-1,3-Dichloropropene	20.0	18.1	90	70-130	
Trichloroethene	20.0	19.9	99	70-130	
Trichlorofluoromethane	20.0	25.8	129	40-160	
Vinyl chloride	20.0	20.1	101	70-130	

Column to be used to flag recovery and RPD values

FORM III 8260C

FORM III
GC/MS VOA LAB CONTROL SAMPLE DUPLICATE RECOVERY

Lab Name: TestAmerica Edison Job No.: 460-151079-1

SDG No.:

Matrix: Water Level: Low Lab File ID: E82026.D

Lab ID: LCSD 460-501928/7 Client ID:

COMPOUND	SPIKE ADDED (ug/L)	LCSD CONCENTRATION (ug/L)	LCSD % REC	% RPD	QC LIMITS RPD	QC LIMITS REC	#
1,1,1-Trichloroethane	20.0	17.6	88	3	20	70-130	
1,1,2,2-Tetrachloroethane	20.0	19.4	97	7	20	70-130	
1,1,2-Trichloroethane	20.0	20.0	100	0	20	70-130	
1,1-Dichloroethane	20.0	19.0	95	2	20	70-130	
1,1-Dichloroethene	20.0	17.9	90	3	20	70-130	
1,2,3-Trichlorobenzene	20.0	16.9	84	13	20	70-130	
1,2,4-Trichlorobenzene	20.0	17.5	88	8	20	70-130	
1,2-Dibromo-3-Chloropropane	20.0	17.3	87	11	20	40-160	
1,2-Dibromoethane	20.0	19.0	95	3	20	70-130	
1,2-Dichlorobenzene	20.0	18.6	93	5	20	70-130	
1,2-Dichloroethane	20.0	19.3	96	4	20	70-130	
1,2-Dichloropropane	20.0	18.4	92	3	20	70-130	
1,3-Dichlorobenzene	20.0	17.7	89	3	20	70-130	
1,4-Dichlorobenzene	20.0	18.4	92	5	20	70-130	
1,4-Dioxane	400	372	93	4	20	40-160	
2-Butanone	100	86.4	86	2	20	40-160	
2-Hexanone	100	91.0	91	5	20	40-160	
4-Methyl-2-pentanone	100	92.4	92	5	20	40-160	
Acetone	100	99.3	99	1	20	40-160	
Benzene	20.0	19.5	97	2	20	70-130	
Bromochloromethane	20.0	18.4	92	3	20	70-130	
Bromodichloromethane	20.0	16.9	85	7	20	70-130	
Bromoform	20.0	14.4	72	10	20	70-130	
Bromomethane	20.0	19.6	98	2	20	40-160	
Carbon disulfide	20.0	14.5	72	15	20	40-160	
Carbon tetrachloride	20.0	15.9	79	8	20	70-130	
Chlorobenzene	20.0	18.6	93	3	20	70-130	
Chloroethane	20.0	17.7	88	20	20	40-160	
Chloroform	20.0	18.7	94	4	20	70-130	
Chloromethane	20.0	18.9	94	5	20	40-160	
cis-1,2-Dichloroethene	20.0	17.7	88	2	20	70-130	
cis-1,3-Dichloropropene	20.0	18.4	92	6	20	70-130	
Cyclohexane	20.0	16.0	80	12	20	70-130	
Dibromochloromethane	20.0	16.4	82	8	20	70-130	
Dichlorodifluoromethane	20.0	18.2	91	11	20	40-160	
Ethylbenzene	20.0	18.3	91	2	20	70-130	
Freon TF	20.0	18.2	91	6	20	70-130	
Isopropylbenzene	20.0	19.1	95	7	20	70-130	
m&p-Xylene	20.0	18.4	92	4	20	70-130	
Methyl acetate	100	101	101	2	20	70-130	
Methylcyclohexane	20.0	16.0	80	9	20	70-130	
Methylene Chloride	20.0	21.1	105	0	20	70-130	

Column to be used to flag recovery and RPD values

FORM III 8260C

FORM III
GC/MS VOA LAB CONTROL SAMPLE DUPLICATE RECOVERY

Lab Name: TestAmerica Edison Job No.: 460-151079-1

SDG No.:

Matrix: Water Level: Low Lab File ID: E82026.D

Lab ID: LCSD 460-501928/7 Client ID:

COMPOUND	SPIKE ADDED (ug/L)	LCSD CONCENTRATION (ug/L)	LCSD % REC	% RPD	QC LIMITS RPD	QC LIMITS REC	#
MTBE	20.0	18.4	92	6	20	70-130	
o-Xylene	20.0	18.0	90	5	20	70-130	
Styrene	20.0	18.8	94	5	20	70-130	
Tetrachloroethene	20.0	16.9	85	3	20	70-130	
Toluene	20.0	18.9	95	3	20	70-130	
trans-1,2-Dichloroethene	20.0	17.6	88	1	20	70-130	
trans-1,3-Dichloropropene	20.0	18.3	92	6	20	70-130	
Trichloroethene	20.0	16.9	84	5	20	70-130	
Trichlorofluoromethane	20.0	22.3	112	4	20	40-160	
Vinyl chloride	20.0	19.1	95	6	20	70-130	

Column to be used to flag recovery and RPD values

FORM III 8260C

FORM III
GC/MS VOA LAB CONTROL SAMPLE DUPLICATE RECOVERY

Lab Name: TestAmerica Edison Job No.: 460-151079-1

SDG No.:

Matrix: Water Level: Low Lab File ID: F60618.D

Lab ID: LCSD 460-502566/5 Client ID:

COMPOUND	SPIKE ADDED (ug/L)	LCSD CONCENTRATION (ug/L)	LCSD % REC	% RPD	QC LIMITS RPD	QC LIMITS REC	#
1,1,1-Trichloroethane	20.0	20.6	103	5	20	70-130	
1,1,2,2-Tetrachloroethane	20.0	19.3	97	3	20	70-130	
1,1,2-Trichloroethane	20.0	17.4	87	5	20	70-130	
1,1-Dichloroethane	20.0	18.8	94	2	20	70-130	
1,1-Dichloroethene	20.0	19.0	95	4	20	70-130	
1,2,3-Trichlorobenzene	20.0	21.1	105	0	20	70-130	
1,2,4-Trichlorobenzene	20.0	21.9	109	4	20	70-130	
1,2-Dibromo-3-Chloropropane	20.0	17.9	89	5	20	40-160	
1,2-Dibromoethane	20.0	19.0	95	5	20	70-130	
1,2-Dichlorobenzene	20.0	20.6	103	2	20	70-130	
1,2-Dichloroethane	20.0	19.4	97	4	20	70-130	
1,2-Dichloropropane	20.0	18.9	94	1	20	70-130	
1,3-Dichlorobenzene	20.0	21.4	107	1	20	70-130	
1,4-Dichlorobenzene	20.0	21.2	106	0	20	70-130	
1,4-Dioxane	400	440	110	25	20	40-160	*
2-Butanone	100	107	107	7	20	40-160	
2-Hexanone	100	97.6	98	1	20	40-160	
4-Methyl-2-pentanone	100	95.8	96	3	20	40-160	
Acetone	100	94.3	94	2	20	40-160	
Benzene	20.0	18.9	94	0	20	70-130	
Bromochloromethane	20.0	21.3	106	7	20	70-130	
Bromodichloromethane	20.0	19.3	96	1	20	70-130	
Bromoform	20.0	19.8	99	0	20	70-130	
Bromomethane	20.0	19.4	97	8	20	40-160	
Carbon disulfide	20.0	19.0	95	5	20	40-160	
Carbon tetrachloride	20.0	20.0	100	9	20	70-130	
Chlorobenzene	20.0	19.6	98	1	20	70-130	
Chloroethane	20.0	18.0	90	5	20	40-160	
Chloroform	20.0	20.2	101	5	20	70-130	
Chloromethane	20.0	17.3	86	3	20	40-160	
cis-1,2-Dichloroethene	20.0	20.9	104	7	20	70-130	
cis-1,3-Dichloropropene	20.0	18.4	92	0	20	70-130	
Cyclohexane	20.0	21.2	106	10	20	70-130	
Dibromochloromethane	20.0	18.5	93	2	20	70-130	
Dichlorodifluoromethane	20.0	20.3	101	7	20	40-160	
Ethylbenzene	20.0	18.6	93	1	20	70-130	
Freon TF	20.0	18.9	94	2	20	70-130	
Isopropylbenzene	20.0	20.3	101	3	20	70-130	
m&p-Xylene	20.0	19.3	97	3	20	70-130	
Methyl acetate	100	93.3	93	2	20	70-130	
Methylcyclohexane	20.0	20.5	103	10	20	70-130	
Methylene Chloride	20.0	18.3	92	1	20	70-130	

Column to be used to flag recovery and RPD values

FORM III 8260C

FORM III
GC/MS VOA LAB CONTROL SAMPLE DUPLICATE RECOVERY

Lab Name: TestAmerica Edison Job No.: 460-151079-1

SDG No.:

Matrix: Water Level: Low Lab File ID: F60618.D

Lab ID: LCSD 460-502566/5 Client ID:

COMPOUND	SPIKE ADDED (ug/L)	LCSD CONCENTRATION (ug/L)	LCSD % REC	% RPD	QC LIMITS RPD	QC LIMITS REC	#
MTBE	20.0	20.4	102	8	20	70-130	
o-Xylene	20.0	20.4	102	4	20	70-130	
Styrene	20.0	19.9	99	3	20	70-130	
Tetrachloroethene	20.0	19.6	98	2	20	70-130	
Toluene	20.0	18.8	94	1	20	70-130	
trans-1,2-Dichloroethene	20.0	19.4	97	5	20	70-130	
trans-1,3-Dichloropropene	20.0	19.1	96	0	20	70-130	
Trichloroethene	20.0	19.6	98	4	20	70-130	
Trichlorofluoromethane	20.0	21.7	109	10	20	40-160	
Vinyl chloride	20.0	18.2	91	1	20	70-130	

Column to be used to flag recovery and RPD values

FORM III 8260C

FORM III
GC/MS VOA MATRIX SPIKE RECOVERY

Lab Name: TestAmerica Edison Job No.: 460-151079-1

SDG No.:

Matrix: Water Level: Low Lab File ID: F60611.D

Lab ID: 460-151079-16 MS Client ID: MW-506I MS

COMPOUND	SPIKE ADDED (ug/L)	SAMPLE CONCENTRATION (ug/L)	MS CONCENTRATION (ug/L)	MS % REC	QC LIMITS REC	#
1,1,1-Trichloroethane	200	0.28 U	204	102	70-130	
1,1,2,2-Tetrachloroethane	200	0.19 U	191	95	70-130	
1,1,2-Trichloroethane	200	0.080 U	171	86	70-130	
1,1-Dichloroethane	200	0.24 U	184	92	70-130	
1,1-Dichloroethene	200	0.34 U	190	95	70-130	
1,2,3-Trichlorobenzene	200	0.35 U	191	96	70-130	
1,2,4-Trichlorobenzene	200	0.27 U	200	100	70-130	
1,2-Dibromo-3-Chloropropane	200	0.23 U	172	86	40-160	
1,2-Dibromoethane	200	0.19 U	190	95	70-130	
1,2-Dichlorobenzene	200	0.22 U	190	95	70-130	
1,2-Dichloroethane	200	0.25 U	191	95	70-130	
1,2-Dichloropropane	200	0.18 U	182	91	70-130	
1,3-Dichlorobenzene	200	0.33 U	207	103	70-130	
1,4-Dichlorobenzene	200	0.33 U	203	102	70-130	
1,4-Dioxane	4000	8.7 U	4150	104	40-160	
2-Butanone	1000	2.2 U	997	100	40-160	
2-Hexanone	1000	0.72 U	963	96	40-160	
4-Methyl-2-pentanone	1000	0.63 U	952	95	40-160	
Acetone	1000	1.1 U	899	90	40-160	
Benzene	200	0.090 U	186	93	70-130	
Bromochloromethane	200	0.30 U	201	101	70-130	
Bromodichloromethane	200	0.15 U	189	94	70-130	
Bromoform	200	0.18 U	192	96	70-130	
Bromomethane	200	0.18 U	150	75	40-160	
Carbon disulfide	200	0.22 U	174	87	40-160	
Carbon tetrachloride	200	0.33 U	188	94	70-130	
Chlorobenzene	200	0.24 U	194	97	70-130	
Chloroethane	200	0.37 U	157	79	40-160	
Chloroform	200	1.1	191	95	70-130	
Chloromethane	200	0.22 U	159	79	40-160	
cis-1,2-Dichloroethene	200	0.26 U	201	100	70-130	
cis-1,3-Dichloropropene	200	0.16 U	183	92	70-130	
Cyclohexane	200	0.26 U	204	102	70-130	
Dibromochloromethane	200	0.22 U	180	90	70-130	
Dichlorodifluoromethane	200	0.14 U	180	90	40-160	
Ethylbenzene	200	0.30 U	190	95	70-130	
Freon TF	200	0.51 J	191	95	70-130	
Isopropylbenzene	200	0.32 U	195	97	70-130	
m&p-Xylene	200	0.28 U	183	92	70-130	
Methyl acetate	1000	0.58 U	895	90	70-130	
Methylcyclohexane	200	0.22 U	189	95	70-130	
Methylene Chloride	200	0.73 J	185	92	70-130	

Column to be used to flag recovery and RPD values

FORM III 8260C

FORM III
GC/MS VOA MATRIX SPIKE RECOVERY

Lab Name: TestAmerica Edison Job No.: 460-151079-1

SDG No.:

Matrix: Water Level: Low Lab File ID: F60611.D

Lab ID: 460-151079-16 MS Client ID: MW-506I MS

COMPOUND	SPIKE ADDED (ug/L)	SAMPLE CONCENTRATION (ug/L)	MS CONCENTRATION (ug/L)	MS % REC	QC LIMITS REC	#
MTBE	200	0.13 U	195	98	70-130	
o-Xylene	200	0.32 U	191	96	70-130	
Styrene	200	0.17 U	197	99	70-130	
Tetrachloroethene	200	0.58 J	206	102	70-130	
Toluene	200	0.25 U	185	92	70-130	
trans-1,2-Dichloroethene	200	0.18 U	196	98	70-130	
trans-1,3-Dichloropropene	200	0.19 U	185	92	70-130	
Trichloroethene	200	1.1	202	101	70-130	
Trichlorofluoromethane	200	0.15 U	213	107	40-160	
Vinyl chloride	200	0.060 U	175	88	70-130	

Column to be used to flag recovery and RPD values

FORM III 8260C

FORM III
GC/MS VOA MATRIX SPIKE RECOVERY

Lab Name: TestAmerica Edison Job No.: 460-151079-1

SDG No.:

Matrix: Water Level: Low Lab File ID: F60657.D

Lab ID: 460-151079-55 MS Client ID: SW-4 MS

COMPOUND	SPIKE ADDED (ug/L)	SAMPLE CONCENTRATION (ug/L)	MS CONCENTRATION (ug/L)	MS % REC	QC LIMITS REC	#
1,1,1-Trichloroethane	200	0.28 U	208	104	70-130	
1,1,2,2-Tetrachloroethane	200	0.19 U	182	91	70-130	
1,1,2-Trichloroethane	200	0.080 U	168	84	70-130	
1,1-Dichloroethane	200	0.24 U	186	93	70-130	
1,1-Dichloroethene	200	0.34 U	195	97	70-130	
1,2,3-Trichlorobenzene	200	0.35 U	214	107	70-130	
1,2,4-Trichlorobenzene	200	0.27 U	219	109	70-130	
1,2-Dibromo-3-Chloropropane	200	0.23 U	164	82	40-160	
1,2-Dibromoethane	200	0.19 U	186	93	70-130	
1,2-Dichlorobenzene	200	0.22 U	206	103	70-130	
1,2-Dichloroethane	200	0.25 U	194	97	70-130	
1,2-Dichloropropane	200	0.18 U	180	90	70-130	
1,3-Dichlorobenzene	200	0.33 U	223	112	70-130	
1,4-Dichlorobenzene	200	0.33 U	212	106	70-130	
1,4-Dioxane	4000	8.7 U	3930	98	40-160	
2-Butanone	1000	2.2 U	1100	110	40-160	
2-Hexanone	1000	0.72 U	1050	105	40-160	
4-Methyl-2-pentanone	1000	0.63 U	1050	105	40-160	
Acetone	1000	13	981	97	40-160	
Benzene	200	0.11 J	184	92	70-130	
Bromochloromethane	200	0.30 U	224	112	70-130	
Bromodichloromethane	200	0.15 U	183	92	70-130	
Bromoform	200	0.18 U	191	95	70-130	
Bromomethane	200	0.18 U	194	97	40-160	
Carbon disulfide	200	0.22 U	181	91	40-160	
Carbon tetrachloride	200	0.33 U	211	105	70-130	
Chlorobenzene	200	0.24 U	191	96	70-130	
Chloroethane	200	0.37 U	181	91	40-160	
Chloroform	200	0.22 U	206	103	70-130	
Chloromethane	200	0.22 U	191	95	40-160	
cis-1,2-Dichloroethene	200	0.50 J	213	106	70-130	
cis-1,3-Dichloropropene	200	0.16 U	180	90	70-130	
Cyclohexane	200	0.26 U	212	106	70-130	
Dibromochloromethane	200	0.22 U	171	85	70-130	
Dichlorodifluoromethane	200	0.14 U	244	122	40-160	
Ethylbenzene	200	0.30 U	196	98	70-130	
Freon TF	200	0.34 U	202	101	70-130	
Isopropylbenzene	200	0.32 U	202	101	70-130	
m&p-Xylene	200	0.28 U	186	93	70-130	
Methyl acetate	1000	0.58 U	860	86	70-130	
Methylcyclohexane	200	0.22 U	196	98	70-130	
Methylene Chloride	200	0.53 J	195	97	70-130	

Column to be used to flag recovery and RPD values

FORM III 8260C

FORM III
GC/MS VOA MATRIX SPIKE RECOVERY

Lab Name: TestAmerica Edison Job No.: 460-151079-1

SDG No.:

Matrix: Water Level: Low Lab File ID: F60657.D

Lab ID: 460-151079-55 MS Client ID: SW-4 MS

COMPOUND	SPIKE ADDED (ug/L)	SAMPLE CONCENTRATION (ug/L)	MS CONCENTRATION (ug/L)	MS % REC	QC LIMITS REC	#
MTBE	200	0.13 U	198	99	70-130	
o-Xylene	200	0.32 U	199	100	70-130	
Styrene	200	0.17 U	202	101	70-130	
Tetrachloroethene	200	0.12 U	212	106	70-130	
Toluene	200	0.46 J	187	94	70-130	
trans-1,2-Dichloroethene	200	0.18 U	214	107	70-130	
trans-1,3-Dichloropropene	200	0.19 U	179	89	70-130	
Trichloroethene	200	0.22 U	196	98	70-130	
Trichlorofluoromethane	200	0.15 U	241	121	40-160	
Vinyl chloride	200	0.060 U	215	108	70-130	

Column to be used to flag recovery and RPD values

FORM III 8260C

FORM III
GC/MS VOA MATRIX SPIKE DUPLICATE RECOVERY

Lab Name: TestAmerica Edison Job No.: 460-151079-1

SDG No.:

Matrix: Water Level: Low Lab File ID: F60612.D

Lab ID: 460-151079-16 MSD Client ID: MW-506I MSD

COMPOUND	SPIKE ADDED (ug/L)	MSD CONCENTRATION (ug/L)	MSD % REC	% RPD	QC LIMITS RPD	QC LIMITS REC	#
1,1,1-Trichloroethane	200	201	101	1	20	70-130	
1,1,2,2-Tetrachloroethane	200	180	90	6	20	70-130	
1,1,2-Trichloroethane	200	177	89	3	20	70-130	
1,1-Dichloroethane	200	183	92	0	20	70-130	
1,1-Dichloroethene	200	191	96	1	20	70-130	
1,2,3-Trichlorobenzene	200	205	103	7	20	70-130	
1,2,4-Trichlorobenzene	200	203	101	2	20	70-130	
1,2-Dibromo-3-Chloropropane	200	170	85	1	20	40-160	
1,2-Dibromoethane	200	190	95	0	20	70-130	
1,2-Dichlorobenzene	200	199	100	5	20	70-130	
1,2-Dichloroethane	200	186	93	2	20	70-130	
1,2-Dichloropropane	200	185	92	1	20	70-130	
1,3-Dichlorobenzene	200	207	103	0	20	70-130	
1,4-Dichlorobenzene	200	202	101	1	20	70-130	
1,4-Dioxane	4000	4050	101	2	20	40-160	
2-Butanone	1000	945	94	5	20	40-160	
2-Hexanone	1000	954	95	1	20	40-160	
4-Methyl-2-pentanone	1000	963	96	1	20	40-160	
Acetone	1000	890	89	1	20	40-160	
Benzene	200	178	89	5	20	70-130	
Bromochloromethane	200	211	105	5	20	70-130	
Bromodichloromethane	200	193	97	2	20	70-130	
Bromoform	200	195	98	2	20	70-130	
Bromomethane	200	160	80	6	20	40-160	
Carbon disulfide	200	183	92	5	20	40-160	
Carbon tetrachloride	200	199	100	6	20	70-130	
Chlorobenzene	200	193	96	0	20	70-130	
Chloroethane	200	161	81	3	20	40-160	
Chloroform	200	196	97	3	20	70-130	
Chloromethane	200	167	83	5	20	40-160	
cis-1,2-Dichloroethene	200	202	101	1	20	70-130	
cis-1,3-Dichloropropene	200	183	92	0	20	70-130	
Cyclohexane	200	198	99	3	20	70-130	
Dibromochloromethane	200	176	88	2	20	70-130	
Dichlorodifluoromethane	200	193	96	7	20	40-160	
Ethylbenzene	200	189	94	1	20	70-130	
Freon TF	200	194	97	1	20	70-130	
Isopropylbenzene	200	193	97	1	20	70-130	
m&p-Xylene	200	186	93	1	20	70-130	
Methyl acetate	1000	903	90	1	20	70-130	
Methylcyclohexane	200	192	96	1	20	70-130	
Methylene Chloride	200	180	90	3	20	70-130	

Column to be used to flag recovery and RPD values

FORM III 8260C

FORM III
GC/MS VOA MATRIX SPIKE DUPLICATE RECOVERY

Lab Name: TestAmerica Edison Job No.: 460-151079-1

SDG No.:

Matrix: Water Level: Low Lab File ID: F60612.D

Lab ID: 460-151079-16 MSD Client ID: MW-506I MSD

COMPOUND	SPIKE ADDED (ug/L)	MSD CONCENTRATION (ug/L)	MSD % REC	% RPD	QC LIMITS RPD	QC LIMITS REC	#
MTBE	200	193	96	1	20	70-130	
o-Xylene	200	196	98	3	20	70-130	
Styrene	200	196	98	1	20	70-130	
Tetrachloroethene	200	200	100	3	20	70-130	
Toluene	200	184	92	0	20	70-130	
trans-1,2-Dichloroethene	200	190	95	3	20	70-130	
trans-1,3-Dichloropropene	200	183	92	1	20	70-130	
Trichloroethene	200	195	97	4	20	70-130	
Trichlorofluoromethane	200	200	100	7	20	40-160	
Vinyl chloride	200	185	92	5	20	70-130	

Column to be used to flag recovery and RPD values

FORM III 8260C

FORM III
GC/MS VOA MATRIX SPIKE DUPLICATE RECOVERY

Lab Name: TestAmerica Edison Job No.: 460-151079-1

SDG No.:

Matrix: Water Level: Low Lab File ID: F60658.D

Lab ID: 460-151079-55 MSD Client ID: SW-4 MSD

COMPOUND	SPIKE ADDED (ug/L)	MSD CONCENTRATION (ug/L)	MSD % REC	% RPD	QC LIMITS RPD	QC LIMITS REC	#
1,1,1-Trichloroethane	200	206	103	1	20	70-130	
1,1,2,2-Tetrachloroethane	200	176	88	3	20	70-130	
1,1,2-Trichloroethane	200	172	86	3	20	70-130	
1,1-Dichloroethane	200	184	92	1	20	70-130	
1,1-Dichloroethene	200	184	92	6	20	70-130	
1,2,3-Trichlorobenzene	200	212	106	1	20	70-130	
1,2,4-Trichlorobenzene	200	217	108	1	20	70-130	
1,2-Dibromo-3-Chloropropane	200	166	83	1	20	40-160	
1,2-Dibromoethane	200	180	90	3	20	70-130	
1,2-Dichlorobenzene	200	208	104	1	20	70-130	
1,2-Dichloroethane	200	191	95	2	20	70-130	
1,2-Dichloropropane	200	178	89	1	20	70-130	
1,3-Dichlorobenzene	200	220	110	1	20	70-130	
1,4-Dichlorobenzene	200	214	107	1	20	70-130	
1,4-Dioxane	4000	4180	104	6	20	40-160	
2-Butanone	1000	1150	115	4	20	40-160	
2-Hexanone	1000	1100	110	4	20	40-160	
4-Methyl-2-pentanone	1000	1090	109	4	20	40-160	
Acetone	1000	944	93	4	20	40-160	
Benzene	200	182	91	1	20	70-130	
Bromochloromethane	200	212	106	6	20	70-130	
Bromodichloromethane	200	182	91	1	20	70-130	
Bromoform	200	190	95	0	20	70-130	
Bromomethane	200	182	91	6	20	40-160	
Carbon disulfide	200	167	84	8	20	40-160	
Carbon tetrachloride	200	191	96	10	20	70-130	
Chlorobenzene	200	198	99	4	20	70-130	
Chloroethane	200	171	86	6	20	40-160	
Chloroform	200	202	101	2	20	70-130	
Chloromethane	200	177	89	7	20	40-160	
cis-1,2-Dichloroethene	200	212	106	0	20	70-130	
cis-1,3-Dichloropropene	200	175	87	3	20	70-130	
Cyclohexane	200	199	99	6	20	70-130	
Dibromochloromethane	200	172	86	1	20	70-130	
Dichlorodifluoromethane	200	216	108	12	20	40-160	
Ethylbenzene	200	194	97	1	20	70-130	
Freon TF	200	185	93	9	20	70-130	
Isopropylbenzene	200	200	100	1	20	70-130	
m&p-Xylene	200	188	94	1	20	70-130	
Methyl acetate	1000	837	84	3	20	70-130	
Methylcyclohexane	200	182	91	7	20	70-130	
Methylene Chloride	200	185	92	5	20	70-130	

Column to be used to flag recovery and RPD values

FORM III 8260C

FORM III
GC/MS VOA MATRIX SPIKE DUPLICATE RECOVERY

Lab Name: TestAmerica Edison Job No.: 460-151079-1

SDG No.:

Matrix: Water Level: Low Lab File ID: F60658.D

Lab ID: 460-151079-55 MSD Client ID: SW-4 MSD

COMPOUND	SPIKE ADDED (ug/L)	MSD CONCENTRATION (ug/L)	MSD % REC	% RPD	QC LIMITS RPD	QC LIMITS REC	#
MTBE	200	185	93	6	20	70-130	
o-Xylene	200	204	102	3	20	70-130	
Styrene	200	198	99	2	20	70-130	
Tetrachloroethene	200	213	107	1	20	70-130	
Toluene	200	183	91	3	20	70-130	
trans-1,2-Dichloroethene	200	188	94	13	20	70-130	
trans-1,3-Dichloropropene	200	174	87	2	20	70-130	
Trichloroethene	200	190	95	3	20	70-130	
Trichlorofluoromethane	200	229	115	5	20	40-160	
Vinyl chloride	200	202	101	6	20	70-130	

Column to be used to flag recovery and RPD values

FORM III 8260C

FORM IV
GC/MS VOA METHOD BLANK SUMMARY

Lab Name: TestAmerica Edison Job No.: 460-151079-1

SDG No.:

Lab File ID: E82028.D Lab Sample ID: MB 460-501928/9

Matrix: Water Heated Purge:(Y/N) N

Instrument ID: CVOAMS5 Date Analyzed: 03/07/2018 12:28

GC Column: Rtx-VMS ID: 0.18(mm)

THIS METHOD BLANK APPLIES TO THE FOLLOWING SAMPLES:

CLIENT SAMPLE ID	LAB SAMPLE ID	LAB FILE ID	DATE ANALYZED
	LCS 460-501928/4	E82023.D	03/07/2018 10:03
	LCSD 460-501928/7	E82026.D	03/07/2018 11:34
MW-1S-A	460-151079-1	E82032.D	03/07/2018 14:14
MW-1S-B	460-151079-2	E82033.D	03/07/2018 14:41
MW-1I	460-151079-3	E82034.D	03/07/2018 15:08
MW-2D	460-151079-4	E82035.D	03/07/2018 15:34
MW-3D	460-151079-6	E82037.D	03/07/2018 16:28
MW-501S	460-151079-7	E82038.D	03/07/2018 16:54
MW-501I	460-151079-8	E82039.D	03/07/2018 17:21
MW-502S	460-151079-9	E82040.D	03/07/2018 17:48
MW-502I	460-151079-10	E82041.D	03/07/2018 18:14
MW-503S	460-151079-11	E82042.D	03/07/2018 18:41
MW-503I	460-151079-12	E82043.D	03/07/2018 19:08
MW-505S	460-151079-13	E82044.D	03/07/2018 19:34
MW-505I	460-151079-14	E82045.D	03/07/2018 20:01
MW-506S	460-151079-15	E82046.D	03/07/2018 20:27

FORM IV
GC/MS VOA METHOD BLANK SUMMARY

Lab Name: TestAmerica Edison Job No.: 460-151079-1

SDG No.:

Lab File ID: F60590.D Lab Sample ID: MB 460-502418/8

Matrix: Water Heated Purge:(Y/N) N

Instrument ID: CVOAMS6 Date Analyzed: 03/09/2018 12:12

GC Column: Rtx-624 ID: 0.25(mm)

THIS METHOD BLANK APPLIES TO THE FOLLOWING SAMPLES:

CLIENT SAMPLE ID	LAB SAMPLE ID	LAB FILE ID	DATE ANALYZED
	LCS 460-502418/4	F60586.D	03/09/2018 10:38
MW-506I	460-151079-16	F60591.D	03/09/2018 12:36
MW-507S	460-151079-17	F60592.D	03/09/2018 12:59
MW-507I	460-151079-18	F60593.D	03/09/2018 13:23
MW-508S	460-151079-19	F60594.D	03/09/2018 13:46
MW-508D	460-151079-20	F60595.D	03/09/2018 14:10
MW-532S	460-151079-21	F60596.D	03/09/2018 14:34
MW-532D	460-151079-22	F60597.D	03/09/2018 14:57
MW-545S	460-151079-26	F60601.D	03/09/2018 17:07
MW-545I	460-151079-27	F60602.D	03/09/2018 17:31
MW-545D	460-151079-28	F60603.D	03/09/2018 17:55
MW-546S	460-151079-29	F60604.D	03/09/2018 18:18
MW-546I	460-151079-30	F60605.D	03/09/2018 18:42
MW-546D	460-151079-31	F60606.D	03/09/2018 19:05
MW-547S	460-151079-32	F60607.D	03/09/2018 19:29
MW-547I	460-151079-33	F60608.D	03/09/2018 19:53
MW-547D	460-151079-34	F60609.D	03/09/2018 20:16
MW-549S	460-151079-35	F60610.D	03/09/2018 20:40
MW-506I MS	460-151079-16 MS	F60611.D	03/09/2018 21:03
MW-506I MSD	460-151079-16 MSD	F60612.D	03/09/2018 21:27

FORM IV
GC/MS VOA METHOD BLANK SUMMARY

Lab Name: TestAmerica Edison Job No.: 460-151079-1

SDG No.:

Lab File ID: F60621.D Lab Sample ID: MB 460-502566/8

Matrix: Water Heated Purge:(Y/N) N

Instrument ID: CVOAMS6 Date Analyzed: 03/10/2018 01:07

GC Column: Rtx-624 ID: 0.25(mm)

THIS METHOD BLANK APPLIES TO THE FOLLOWING SAMPLES:

CLIENT SAMPLE ID	LAB SAMPLE ID	LAB FILE ID	DATE ANALYZED
	LCS 460-502566/4	F60617.D	03/09/2018 23:33
	LCSD 460-502566/5	F60618.D	03/09/2018 23:57
MW-544S	460-151079-23	F60622.D	03/10/2018 01:30
MW-544I	460-151079-24	F60623.D	03/10/2018 01:54
MW-544D	460-151079-25	F60624.D	03/10/2018 02:17
MW-549I	460-151079-36	F60625.D	03/10/2018 02:41
MW-550S	460-151079-37	F60626.D	03/10/2018 03:04
MW-550I	460-151079-38	F60627.D	03/10/2018 03:27
PZ-521S	460-151079-39	F60628.D	03/10/2018 03:51
PZ-521I	460-151079-40	F60629.D	03/10/2018 04:14
PZ-522S	460-151079-41	F60630.D	03/10/2018 04:38
PZ-522I	460-151079-42	F60631.D	03/10/2018 05:01
PZ-522D	460-151079-43	F60632.D	03/10/2018 05:25
PZ-524I	460-151079-44	F60633.D	03/10/2018 05:48
PZ-524S	460-151079-45	F60634.D	03/10/2018 06:12
PZ-524D	460-151079-46	F60635.D	03/10/2018 06:35
DUP-01	460-151079-47	F60636.D	03/10/2018 06:58
DUP-02	460-151079-48	F60637.D	03/10/2018 07:22
DUP-03	460-151079-49	F60638.D	03/10/2018 07:45
DUP-04	460-151079-50	F60639.D	03/10/2018 08:08
DUP-05	460-151079-51	F60640.D	03/10/2018 08:32
SW-1	460-151079-52	F60641.D	03/10/2018 08:55

FORM IV
GC/MS VOA METHOD BLANK SUMMARY

Lab Name: TestAmerica Edison Job No.: 460-151079-1

SDG No.:

Lab File ID: F60650.D Lab Sample ID: MB 460-502852/8

Matrix: Water Heated Purge:(Y/N) N

Instrument ID: CVOAMS6 Date Analyzed: 03/12/2018 08:03

GC Column: Rtx-624 ID: 0.25(mm)

THIS METHOD BLANK APPLIES TO THE FOLLOWING SAMPLES:

CLIENT SAMPLE ID	LAB SAMPLE ID	LAB FILE ID	DATE ANALYZED
	LCS 460-502852/4	F60646.D	03/12/2018 06:30
FB-022718	460-151079-59	F60651.D	03/12/2018 08:27
TB-022718	460-151079-60	F60652.D	03/12/2018 08:50
DUP-07	460-151079-62	F60653.D	03/12/2018 09:14
SW-2	460-151079-53	F60654.D	03/12/2018 09:38
SW-3	460-151079-54	F60655.D	03/12/2018 10:01
SW-4	460-151079-55	F60656.D	03/12/2018 10:25
SW-4 MS	460-151079-55 MS	F60657.D	03/12/2018 10:48
SW-4 MSD	460-151079-55 MSD	F60658.D	03/12/2018 11:11
MW-2I	460-151079-5	F60663.D	03/12/2018 13:08

FORM V
GC/MS VOA INSTRUMENT PERFORMANCE CHECK
BROMOFLUOROBENZENE (BFB)

Lab Name: TestAmerica Edison Job No.: 460-151079-1

SDG No.:

Lab File ID: E81970.D BFB Injection Date: 03/06/2018

Instrument ID: CVOAMS5 BFB Injection Time: 04:58

Analysis Batch No.: 501566

M/E	ION ABUNDANCE CRITERIA	% RELATIVE ABUNDANCE	
50	15.0 - 40.0 % of mass 95	18.0	
75	30.0 - 60.0 % of mass 95	48.2	
95	Base Peak, 100% relative abundance	100.0	
96	5.0 - 9.0 % of mass 95	6.5	
173	Less than 2.0 % of mass 174	0.5	(0.6) 1
174	50.0 - 120.00 % of mass 95	86.4	
175	5.0 - 9.0 % of mass 174	6.5	(7.5) 1
176	95.0 - 101.0 % of mass 174	82.9	(95.9) 1
177	5.0 - 9.0 % of mass 176	5.3	(6.4) 2

1-Value is % mass 174 2-Value is % mass 176

THIS CHECK APPLIES TO THE FOLLOWING SAMPLES, MS, MSD, BLANKS AND STANDARDS:

CLIENT SAMPLE ID	LAB SAMPLE ID	LAB FILE ID	DATE ANALYZED	TIME ANALYZED
	STD8 460-501566/2	E81971.D	03/06/2018	05:27
	STD1 460-501566/4	E81973.D	03/06/2018	06:20
	STD5 460-501566/5	E81974.D	03/06/2018	06:47
	STD20 460-501566/6	E81975.D	03/06/2018	07:13
	STD50 460-501566/7	E81976.D	03/06/2018	07:40
	STD200 460-501566/8	E81977.D	03/06/2018	08:07
	STD500 460-501566/9	E81978.D	03/06/2018	08:33

FORM V
GC/MS VOA INSTRUMENT PERFORMANCE CHECK
BROMOFLUOROBENZENE (BFB)

Lab Name: TestAmerica Edison Job No.: 460-151079-1

SDG No.:

Lab File ID: E82020.D BFB Injection Date: 03/07/2018

Instrument ID: CVOAMS5 BFB Injection Time: 08:32

Analysis Batch No.: 501928

M/E	ION ABUNDANCE CRITERIA	% RELATIVE ABUNDANCE	
50	15.0 - 40.0 % of mass 95	19.0	
75	30.0 - 60.0 % of mass 95	49.2	
95	Base Peak, 100% relative abundance	100.0	
96	5.0 - 9.0 % of mass 95	6.4	
173	Less than 2.0 % of mass 174	0.9	(1.0) 1
174	50.0 - 120.00 % of mass 95	87.0	
175	5.0 - 9.0 % of mass 174	6.4	(7.4) 1
176	95.0 - 101.0 % of mass 174	83.6	(96.1) 1
177	5.0 - 9.0 % of mass 176	5.3	(6.3) 2

1-Value is % mass 174 2-Value is % mass 176

THIS CHECK APPLIES TO THE FOLLOWING SAMPLES, MS, MSD, BLANKS AND STANDARDS:

CLIENT SAMPLE ID	LAB SAMPLE ID	LAB FILE ID	DATE ANALYZED	TIME ANALYZED
	CCVIS 460-501928/3	E82022.D	03/07/2018	09:37
	LCS 460-501928/4	E82023.D	03/07/2018	10:03
	LCSD 460-501928/7	E82026.D	03/07/2018	11:34
	MB 460-501928/9	E82028.D	03/07/2018	12:28
MW-1S-A	460-151079-1	E82032.D	03/07/2018	14:14
MW-1S-B	460-151079-2	E82033.D	03/07/2018	14:41
MW-1I	460-151079-3	E82034.D	03/07/2018	15:08
MW-2D	460-151079-4	E82035.D	03/07/2018	15:34
MW-3D	460-151079-6	E82037.D	03/07/2018	16:28
MW-501S	460-151079-7	E82038.D	03/07/2018	16:54
MW-501I	460-151079-8	E82039.D	03/07/2018	17:21
MW-502S	460-151079-9	E82040.D	03/07/2018	17:48
MW-502I	460-151079-10	E82041.D	03/07/2018	18:14
MW-503S	460-151079-11	E82042.D	03/07/2018	18:41
MW-503I	460-151079-12	E82043.D	03/07/2018	19:08
MW-505S	460-151079-13	E82044.D	03/07/2018	19:34
MW-505I	460-151079-14	E82045.D	03/07/2018	20:01
MW-506S	460-151079-15	E82046.D	03/07/2018	20:27

FORM V
GC/MS VOA INSTRUMENT PERFORMANCE CHECK
BROMOFLUOROBENZENE (BFB)

Lab Name: TestAmerica Edison Job No.: 460-151079-1

SDG No.:

Lab File ID: F60567.D BFB Injection Date: 03/09/2018

Instrument ID: CVOAMS6 BFB Injection Time: 01:54

Analysis Batch No.: 502316

M/E	ION ABUNDANCE CRITERIA	% RELATIVE ABUNDANCE	
50	15.0 - 40.0 % of mass 95	18.1	
75	30.0 - 60.0 % of mass 95	49.9	
95	Base Peak, 100% relative abundance	100.0	
96	5.0 - 9.0 % of mass 95	5.1	
173	Less than 2.0 % of mass 174	0.0	(0.0) 1
174	50.0 - 120.00 % of mass 95	90.1	
175	5.0 - 9.0 % of mass 174	7.0	(7.7) 1
176	95.0 - 101.0 % of mass 174	88.8	(98.6) 1
177	5.0 - 9.0 % of mass 176	6.0	(6.8) 2

1-Value is % mass 174 2-Value is % mass 176

THIS CHECK APPLIES TO THE FOLLOWING SAMPLES, MS, MSD, BLANKS AND STANDARDS:

CLIENT SAMPLE ID	LAB SAMPLE ID	LAB FILE ID	DATE ANALYZED	TIME ANALYZED
	STD7 460-502316/3	F60569.D	03/09/2018	02:28
	STD1 460-502316/4	F60570.D	03/09/2018	02:51
	STD5 460-502316/5	F60571.D	03/09/2018	03:15
	STD20 460-502316/6	F60572.D	03/09/2018	03:38
	STD50 460-502316/7	F60573.D	03/09/2018	04:02
	STD200 460-502316/8	F60574.D	03/09/2018	04:25
	STD500 460-502316/9	F60575.D	03/09/2018	04:49

FORM V
GC/MS VOA INSTRUMENT PERFORMANCE CHECK
BROMOFLUOROBENZENE (BFB)

Lab Name: TestAmerica Edison Job No.: 460-151079-1

SDG No.:

Lab File ID: F60583.D BFB Injection Date: 03/09/2018

Instrument ID: CVOAMS6 BFB Injection Time: 09:29

Analysis Batch No.: 502418

M/E	ION ABUNDANCE CRITERIA	% RELATIVE ABUNDANCE	
50	15.0 - 40.0 % of mass 95	18.9	
75	30.0 - 60.0 % of mass 95	52.0	
95	Base Peak, 100% relative abundance	100.0	
96	5.0 - 9.0 % of mass 95	6.6	
173	Less than 2.0 % of mass 174	0.0	(0.0) 1
174	50.0 - 120.00 % of mass 95	94.9	
175	5.0 - 9.0 % of mass 174	7.9	(8.3) 1
176	95.0 - 101.0 % of mass 174	92.3	(97.3) 1
177	5.0 - 9.0 % of mass 176	6.3	(6.8) 2

1-Value is % mass 174 2-Value is % mass 176

THIS CHECK APPLIES TO THE FOLLOWING SAMPLES, MS, MSD, BLANKS AND STANDARDS:

CLIENT SAMPLE ID	LAB SAMPLE ID	LAB FILE ID	DATE ANALYZED	TIME ANALYZED
	CCVIS 460-502418/3	F60585.D	03/09/2018	10:14
	LCS 460-502418/4	F60586.D	03/09/2018	10:38
	MB 460-502418/8	F60590.D	03/09/2018	12:12
MW-506I	460-151079-16	F60591.D	03/09/2018	12:36
MW-507S	460-151079-17	F60592.D	03/09/2018	12:59
MW-507I	460-151079-18	F60593.D	03/09/2018	13:23
MW-508S	460-151079-19	F60594.D	03/09/2018	13:46
MW-508D	460-151079-20	F60595.D	03/09/2018	14:10
MW-532S	460-151079-21	F60596.D	03/09/2018	14:34
MW-532D	460-151079-22	F60597.D	03/09/2018	14:57
MW-545S	460-151079-26	F60601.D	03/09/2018	17:07
MW-545I	460-151079-27	F60602.D	03/09/2018	17:31
MW-545D	460-151079-28	F60603.D	03/09/2018	17:55
MW-546S	460-151079-29	F60604.D	03/09/2018	18:18
MW-546I	460-151079-30	F60605.D	03/09/2018	18:42
MW-546D	460-151079-31	F60606.D	03/09/2018	19:05
MW-547S	460-151079-32	F60607.D	03/09/2018	19:29
MW-547I	460-151079-33	F60608.D	03/09/2018	19:53
MW-547D	460-151079-34	F60609.D	03/09/2018	20:16
MW-549S	460-151079-35	F60610.D	03/09/2018	20:40
MW-506I MS	460-151079-16 MS	F60611.D	03/09/2018	21:03
MW-506I MSD	460-151079-16 MSD	F60612.D	03/09/2018	21:27

FORM V
GC/MS VOA INSTRUMENT PERFORMANCE CHECK
BROMOFLUOROBENZENE (BFB)

Lab Name: TestAmerica Edison Job No.: 460-151079-1

SDG No.:

Lab File ID: F60614.D BFB Injection Date: 03/09/2018

Instrument ID: CVOAMS6 BFB Injection Time: 22:18

Analysis Batch No.: 502566

M/E	ION ABUNDANCE CRITERIA	% RELATIVE ABUNDANCE	
50	15.0 - 40.0 % of mass 95	15.5	
75	30.0 - 60.0 % of mass 95	45.1	
95	Base Peak, 100% relative abundance	100.0	
96	5.0 - 9.0 % of mass 95	6.3	
173	Less than 2.0 % of mass 174	0.9	(0.7) 1
174	50.0 - 120.00 % of mass 95	118.8	
175	5.0 - 9.0 % of mass 174	8.9	(7.5) 1
176	95.0 - 101.0 % of mass 174	115.9	(97.5) 1
177	5.0 - 9.0 % of mass 176	8.1	(7.0) 2

1-Value is % mass 174 2-Value is % mass 176

THIS CHECK APPLIES TO THE FOLLOWING SAMPLES, MS, MSD, BLANKS AND STANDARDS:

CLIENT SAMPLE ID	LAB SAMPLE ID	LAB FILE ID	DATE ANALYZED	TIME ANALYZED
	CCVIS 460-502566/3	F60616.D	03/09/2018	23:05
	LCS 460-502566/4	F60617.D	03/09/2018	23:33
	LCSD 460-502566/5	F60618.D	03/09/2018	23:57
	MB 460-502566/8	F60621.D	03/10/2018	01:07
MW-544S	460-151079-23	F60622.D	03/10/2018	01:30
MW-544I	460-151079-24	F60623.D	03/10/2018	01:54
MW-544D	460-151079-25	F60624.D	03/10/2018	02:17
MW-549I	460-151079-36	F60625.D	03/10/2018	02:41
MW-550S	460-151079-37	F60626.D	03/10/2018	03:04
MW-550I	460-151079-38	F60627.D	03/10/2018	03:27
PZ-521S	460-151079-39	F60628.D	03/10/2018	03:51
PZ-521I	460-151079-40	F60629.D	03/10/2018	04:14
PZ-522S	460-151079-41	F60630.D	03/10/2018	04:38
PZ-522I	460-151079-42	F60631.D	03/10/2018	05:01
PZ-522D	460-151079-43	F60632.D	03/10/2018	05:25
PZ-524I	460-151079-44	F60633.D	03/10/2018	05:48
PZ-524S	460-151079-45	F60634.D	03/10/2018	06:12
PZ-524D	460-151079-46	F60635.D	03/10/2018	06:35
DUP-01	460-151079-47	F60636.D	03/10/2018	06:58
DUP-02	460-151079-48	F60637.D	03/10/2018	07:22
DUP-03	460-151079-49	F60638.D	03/10/2018	07:45
DUP-04	460-151079-50	F60639.D	03/10/2018	08:08
DUP-05	460-151079-51	F60640.D	03/10/2018	08:32
SW-1	460-151079-52	F60641.D	03/10/2018	08:55

FORM V
GC/MS VOA INSTRUMENT PERFORMANCE CHECK
BROMOFLUOROBENZENE (BFB)

Lab Name: TestAmerica Edison Job No.: 460-151079-1

SDG No.:

Lab File ID: F60643.D BFB Injection Date: 03/12/2018

Instrument ID: CVOAMS6 BFB Injection Time: 05:20

Analysis Batch No.: 502852

M/E	ION ABUNDANCE CRITERIA	% RELATIVE ABUNDANCE	
50	15.0 - 40.0 % of mass 95	16.3	
75	30.0 - 60.0 % of mass 95	49.3	
95	Base Peak, 100% relative abundance	100.0	
96	5.0 - 9.0 % of mass 95	7.0	
173	Less than 2.0 % of mass 174	0.0	(0.0) 1
174	50.0 - 120.00 % of mass 95	99.5	
175	5.0 - 9.0 % of mass 174	7.9	(7.9) 1
176	95.0 - 101.0 % of mass 174	96.5	(97.0) 1
177	5.0 - 9.0 % of mass 176	5.8	(6.0) 2

1-Value is % mass 174 2-Value is % mass 176

THIS CHECK APPLIES TO THE FOLLOWING SAMPLES, MS, MSD, BLANKS AND STANDARDS:

CLIENT SAMPLE ID	LAB SAMPLE ID	LAB FILE ID	DATE ANALYZED	TIME ANALYZED
	CCVIS 460-502852/3	F60645.D	03/12/2018	06:06
	LCS 460-502852/4	F60646.D	03/12/2018	06:30
	MB 460-502852/8	F60650.D	03/12/2018	08:03
FB-022718	460-151079-59	F60651.D	03/12/2018	08:27
TB-022718	460-151079-60	F60652.D	03/12/2018	08:50
DUP-07	460-151079-62	F60653.D	03/12/2018	09:14
SW-2	460-151079-53	F60654.D	03/12/2018	09:38
SW-3	460-151079-54	F60655.D	03/12/2018	10:01
SW-4	460-151079-55	F60656.D	03/12/2018	10:25
SW-4 MS	460-151079-55 MS	F60657.D	03/12/2018	10:48
SW-4 MSD	460-151079-55 MSD	F60658.D	03/12/2018	11:11
MW-2I	460-151079-5	F60663.D	03/12/2018	13:08

FORM VIII
GC/MS VOA INTERNAL STANDARD AREA AND RETENTION TIME SUMMARY

Lab Name: TestAmerica Edison Job No.: 460-151079-1

SDG No.:

Sample No.: CCVIS 460-501928/3 Date Analyzed: 03/07/2018 09:37

Instrument ID: CVOAMS5 GC Column: Rtx-VMS ID: 0.18(mm)

Lab File ID (Standard): E82022.D Heated Purge: (Y/N) N

Calibration ID: 66914

		TBAd9		BUT		FB	
		AREA #	RT #	AREA #	RT #	AREA #	RT #
12/24 HOUR STD		94075	2.27	149414	3.40	505134	4.01
UPPER LIMIT		188150	2.77	298828	3.90	1010268	4.51
LOWER LIMIT		47038	1.77	74707	2.90	252567	3.51
LAB SAMPLE ID	CLIENT SAMPLE ID						
LCS 460-501928/4		99933	2.27	157227	3.40	512062	4.01
LCSD 460-501928/7		91383	2.27	147133	3.40	495262	4.01
MB 460-501928/9		82529	2.27	129704	3.40	446997	4.01
460-151079-1	MW-1S-A	69749	2.27	118494	3.40	422672	4.01
460-151079-2	MW-1S-B	72380	2.27	122043	3.40	424347	4.01
460-151079-3	MW-1I	70234	2.27	117344	3.40	418563	4.01
460-151079-4	MW-2D	71223	2.27	118416	3.40	419717	4.01
460-151079-6	MW-3D	68888	2.27	117644	3.40	412212	4.01
460-151079-7	MW-501S	70310	2.27	117553	3.40	412577	4.01
460-151079-8	MW-501I	69499	2.27	118495	3.40	412581	4.01
460-151079-9	MW-502S	69660	2.27	114574	3.40	411913	4.01
460-151079-10	MW-502I	70376	2.27	115842	3.40	413289	4.01
460-151079-11	MW-503S	70311	2.27	115802	3.40	411413	4.01
460-151079-12	MW-503I	67939	2.27	115327	3.40	408032	4.01
460-151079-13	MW-505S	67929	2.27	115416	3.40	408988	4.01
460-151079-14	MW-505I	69604	2.27	115852	3.40	406578	4.01
460-151079-15	MW-506S	68043	2.27	112126	3.40	407393	4.01

TBAd9 = TBA-d9 (IS)
BUT = 2-Butanone-d5
FB = Fluorobenzene

Area Limit = 50%-200% of internal standard area
RT Limit = ± 0.5 minutes of internal standard RT

Column used to flag values outside QC limits

FORM VIII 8260C

FORM VIII
GC/MS VOA INTERNAL STANDARD AREA AND RETENTION TIME SUMMARY

Lab Name: TestAmerica Edison Job No.: 460-151079-1

SDG No.:

Sample No.: CCVIS 460-501928/3 Date Analyzed: 03/07/2018 09:37

Instrument ID: CVOAMS5 GC Column: Rtx-VMS ID: 0.18(mm)

Lab File ID (Standard): E82022.D Heated Purge: (Y/N) N

Calibration ID: 66914

		DXE		CBNZd5		DCBd4	
		AREA #	RT #	AREA #	RT #	AREA #	RT #
12/24 HOUR STD		16177	4.94	420586	7.54	242720	11.12
UPPER LIMIT		32354	5.44	841172	8.04	485440	11.62
LOWER LIMIT		8089	4.44	210293	7.04	121360	10.62
LAB SAMPLE ID	CLIENT SAMPLE ID						
LCS 460-501928/4		17087	4.92	428522	7.54	247427	11.12
LCSD 460-501928/7		15978	4.93	416228	7.54	241780	11.11
MB 460-501928/9		12474	4.93	369045	7.54	191432	11.12
460-151079-1	MW-1S-A	10686	4.93	354712	7.54	180831	11.12
460-151079-2	MW-1S-B	10721	4.93	351603	7.54	180840	11.12
460-151079-3	MW-1I	11366	4.93	354863	7.54	177958	11.12
460-151079-4	MW-2D	9970	4.93	350822	7.54	177377	11.12
460-151079-6	MW-3D	10775	4.93	346999	7.54	178670	11.12
460-151079-7	MW-501S	10035	4.93	348469	7.54	177061	11.12
460-151079-8	MW-501I	10624	4.94	346087	7.54	176840	11.12
460-151079-9	MW-502S	10230	4.93	347438	7.54	175535	11.12
460-151079-10	MW-502I	10352	4.93	350666	7.54	178629	11.12
460-151079-11	MW-503S	10344	4.93	347802	7.54	176242	11.12
460-151079-12	MW-503I	10434	4.93	346029	7.54	174709	11.12
460-151079-13	MW-505S	9786	4.93	343611	7.54	174905	11.12
460-151079-14	MW-505I	10162	4.92	344303	7.54	174780	11.12
460-151079-15	MW-506S	10099	4.93	343988	7.54	175503	11.12

DXE = 1,4-Dioxane-d8
CBNZd5 = Chlorobenzene-d5
DCBd4 = 1,4-Dichlorobenzene-d4

Area Limit = 50%-200% of internal standard area
RT Limit = ± 0.5 minutes of internal standard RT

Column used to flag values outside QC limits

FORM VIII 8260C

FORM VIII
GC/MS VOA INTERNAL STANDARD AREA AND RETENTION TIME SUMMARY

Lab Name: TestAmerica Edison Job No.: 460-151079-1

SDG No.:

Sample No.: CCVIS 460-502418/3 Date Analyzed: 03/09/2018 10:14

Instrument ID: CVOAMS6 GC Column: Rtx-624 ID: 0.25(mm)

Lab File ID (Standard): F60585.D Heated Purge: (Y/N) N

Calibration ID: 66921

		TBAd9		BUT		FB	
		AREA #	RT #	AREA #	RT #	AREA #	RT #
12/24 HOUR STD		251678	3.21	238991	4.26	522240	5.36
UPPER LIMIT		503356	3.71	477982	4.76	1044480	5.86
LOWER LIMIT		125839	2.71	119496	3.76	261120	4.86
LAB SAMPLE ID	CLIENT SAMPLE ID						
LCS 460-502418/4		262327	3.21	239984	4.27	542011	5.36
MB 460-502418/8		270736	3.21	241520	4.27	537357	5.36
460-151079-16	MW-506I	255601	3.23	243516	4.28	564135	5.37
460-151079-17	MW-507S	267763	3.22	247016	4.27	555159	5.36
460-151079-18	MW-507I	279791	3.23	253007	4.27	559122	5.36
460-151079-19	MW-508S	262338	3.23	241261	4.28	531697	5.37
460-151079-20	MW-508D	265313	3.22	261241	4.28	551732	5.37
460-151079-21	MW-532S	260539	3.22	245310	4.27	509558	5.36
460-151079-22	MW-532D	275238	3.22	263740	4.28	570432	5.37
460-151079-26	MW-545S	289492	3.22	279394	4.28	563246	5.37
460-151079-27	MW-545I	276911	3.22	273461	4.27	551222	5.37
460-151079-28	MW-545D	277028	3.22	257067	4.28	562631	5.37
460-151079-29	MW-546S	268423	3.21	255754	4.27	532226	5.36
460-151079-30	MW-546I	271803	3.22	250389	4.27	559138	5.37
460-151079-31	MW-546D	259626	3.22	255148	4.28	525930	5.37
460-151079-32	MW-547S	268882	3.22	246509	4.28	560598	5.37
460-151079-33	MW-547I	250790	3.22	226868	4.27	499781	5.36
460-151079-34	MW-547D	270795	3.22	250250	4.28	568543	5.37
460-151079-35	MW-549S	250757	3.22	229015	4.27	503313	5.36
460-151079-16 MS	MW-506I MS	260942	3.22	243025	4.28	543497	5.37
460-151079-16 MSD	MW-506I MSD	268617	3.21	241894	4.27	540031	5.36

TBAd9 = TBA-d9 (IS)
BUT = 2-Butanone-d5
FB = Fluorobenzene

Area Limit = 50%-200% of internal standard area
RT Limit = ± 0.5 minutes of internal standard RT

Column used to flag values outside QC limits

FORM VIII 8260C

FORM VIII
GC/MS VOA INTERNAL STANDARD AREA AND RETENTION TIME SUMMARY

Lab Name: TestAmerica Edison Job No.: 460-151079-1

SDG No.:

Sample No.: CCVIS 460-502418/3 Date Analyzed: 03/09/2018 10:14

Instrument ID: CVOAMS6 GC Column: Rtx-624 ID: 0.25(mm)

Lab File ID (Standard): F60585.D Heated Purge: (Y/N) N

Calibration ID: 66921

		DXE		CBNZd5		DCBd4	
		AREA #	RT #	AREA #	RT #	AREA #	RT #
12/24 HOUR STD		25030	6.05	431468	8.81	280051	10.94
UPPER LIMIT		50060	6.55	862936	9.31	560102	11.44
LOWER LIMIT		12515	5.55	215734	8.31	140026	10.44
LAB SAMPLE ID	CLIENT SAMPLE ID						
LCS 460-502418/4		25889	6.05	453801	8.82	295144	10.94
MB 460-502418/8		24444	6.06	456440	8.82	302874	10.94
460-151079-16	MW-506I	26108	6.06	474723	8.82	296856	10.94
460-151079-17	MW-507S	27776	6.06	462086	8.82	306430	10.94
460-151079-18	MW-507I	28192	6.06	462435	8.82	313009	10.94
460-151079-19	MW-508S	25292	6.07	448227	8.82	296591	10.94
460-151079-20	MW-508D	25202	6.06	455577	8.82	298952	10.94
460-151079-21	MW-532S	23502	6.06	436897	8.82	295108	10.94
460-151079-22	MW-532D	27866	6.06	467419	8.82	313278	10.94
460-151079-26	MW-545S	28325	6.07	455321	8.82	298547	10.94
460-151079-27	MW-545I	25871	6.06	451979	8.82	299371	10.94
460-151079-28	MW-545D	27591	6.06	464374	8.82	300830	10.94
460-151079-29	MW-546S	26708	6.06	449787	8.82	291976	10.94
460-151079-30	MW-546I	28974	6.05	462537	8.82	302851	10.94
460-151079-31	MW-546D	26396	6.07	437142	8.82	299028	10.94
460-151079-32	MW-547S	27688	6.06	463079	8.82	319440	10.94
460-151079-33	MW-547I	28423	6.06	424128	8.82	290582	10.94
460-151079-34	MW-547D	29621	6.06	478241	8.82	317968	10.94
460-151079-35	MW-549S	25898	6.06	417100	8.82	274496	10.94
460-151079-16 MS	MW-506I MS	26752	6.06	465093	8.82	301688	10.94
460-151079-16 MSD	MW-506I MSD	28132	6.06	467017	8.82	311353	10.94

DXE = 1,4-Dioxane-d8
CBNZd5 = Chlorobenzene-d5
DCBd4 = 1,4-Dichlorobenzene-d4

Area Limit = 50%-200% of internal standard area
RT Limit = ± 0.5 minutes of internal standard RT

Column used to flag values outside QC limits

FORM VIII 8260C

FORM VIII
GC/MS VOA INTERNAL STANDARD AREA AND RETENTION TIME SUMMARY

Lab Name: TestAmerica Edison Job No.: 460-151079-1

SDG No.:

Sample No.: CCVIS 460-502566/3 Date Analyzed: 03/09/2018 23:05

Instrument ID: CVOAMS6 GC Column: Rtx-624 ID: 0.25(mm)

Lab File ID (Standard): F60616.D Heated Purge: (Y/N) N

Calibration ID: 66921

		TBAd9		BUT		FB	
		AREA #	RT #	AREA #	RT #	AREA #	RT #
12/24 HOUR STD		241622	3.22	239311	4.28	532895	5.37
UPPER LIMIT		483244	3.72	478622	4.78	1065790	5.87
LOWER LIMIT		120811	2.72	119656	3.78	266448	4.87
LAB SAMPLE ID	CLIENT SAMPLE ID						
LCS 460-502566/4		235928	3.21	228176	4.27	520779	5.37
LCSD 460-502566/5		240744	3.21	222188	4.27	487639	5.36
MB 460-502566/8		236394	3.21	218697	4.27	497297	5.36
460-151079-23	MW-544S	227866	3.22	212978	4.27	495350	5.36
460-151079-24	MW-544I	232475	3.21	224800	4.27	511415	5.37
460-151079-25	MW-544D	224824	3.21	212167	4.27	487803	5.36
460-151079-36	MW-549I	221115	3.21	209949	4.27	489490	5.36
460-151079-37	MW-550S	220724	3.22	213949	4.28	488624	5.37
460-151079-38	MW-550I	224898	3.22	210464	4.28	501097	5.37
460-151079-39	PZ-521S	231836	3.22	216637	4.28	506939	5.37
460-151079-40	PZ-521I	216436	3.21	199044	4.27	477528	5.36
460-151079-41	PZ-522S	222181	3.22	205733	4.27	489887	5.37
460-151079-42	PZ-522I	213591	3.20	205731	4.27	485467	5.36
460-151079-43	PZ-522D	206474	3.22	198730	4.27	482939	5.36
460-151079-44	PZ-524I	209902	3.21	199438	4.27	476638	5.36
460-151079-45	PZ-524S	218198	3.22	204909	4.27	493705	5.37
460-151079-46	PZ-524D	212780	3.21	197524	4.27	470085	5.36
460-151079-47	DUP-01	209307	3.22	198046	4.27	460659	5.36
460-151079-48	DUP-02	222226	3.23	205772	4.28	483917	5.37
460-151079-49	DUP-03	213188	3.22	198819	4.27	465329	5.37
460-151079-50	DUP-04	210337	3.21	200045	4.28	476789	5.37
460-151079-51	DUP-05	205413	3.22	189755	4.27	471941	5.37
460-151079-52	SW-1	206757	3.21	192908	4.27	463710	5.36

TBAd9 = TBA-d9 (IS)
BUT = 2-Butanone-d5
FB = Fluorobenzene

Area Limit = 50%-200% of internal standard area
RT Limit = ± 0.5 minutes of internal standard RT

Column used to flag values outside QC limits

FORM VIII 8260C

FORM VIII
GC/MS VOA INTERNAL STANDARD AREA AND RETENTION TIME SUMMARY

Lab Name: TestAmerica Edison Job No.: 460-151079-1

SDG No.:

Sample No.: CCVIS 460-502566/3 Date Analyzed: 03/09/2018 23:05

Instrument ID: CVOAMS6 GC Column: Rtx-624 ID: 0.25(mm)

Lab File ID (Standard): F60616.D Heated Purge: (Y/N) N

Calibration ID: 66921

		DXE		CBNZd5		DCBd4	
		AREA #	RT #	AREA #	RT #	AREA #	RT #
12/24 HOUR STD		26313	6.06	444420	8.82	297833	10.94
UPPER LIMIT		52626	6.56	888840	9.32	595666	11.44
LOWER LIMIT		13157	5.56	222210	8.32	148917	10.44
LAB SAMPLE ID	CLIENT SAMPLE ID						
LCS 460-502566/4		26152	6.06	429600	8.82	279865	10.94
LCSD 460-502566/5		25129	6.06	410930	8.82	276610	10.94
MB 460-502566/8		24192	6.05	418140	8.82	284883	10.94
460-151079-23	MW-544S	24311	6.06	414806	8.82	287523	10.94
460-151079-24	MW-544I	25780	6.06	433884	8.82	292786	10.94
460-151079-25	MW-544D	23783	6.05	407996	8.81	283059	10.94
460-151079-36	MW-549I	23405	6.06	403181	8.82	271879	10.94
460-151079-37	MW-550S	23999	6.05	405535	8.82	273934	10.94
460-151079-38	MW-550I	22745	6.07	425923	8.82	299260	10.94
460-151079-39	PZ-521S	25419	6.07	434471	8.82	295966	10.94
460-151079-40	PZ-521I	22830	6.06	412061	8.82	275422	10.94
460-151079-41	PZ-522S	22362	6.06	417989	8.82	285010	10.94
460-151079-42	PZ-522I	23141	6.06	421660	8.82	292300	10.94
460-151079-43	PZ-522D	23946	6.06	405562	8.82	274055	10.94
460-151079-44	PZ-524I	22294	6.06	405831	8.82	285690	10.94
460-151079-45	PZ-524S	23299	6.07	411210	8.82	287662	10.94
460-151079-46	PZ-524D	22527	6.06	397342	8.82	266778	10.94
460-151079-47	DUP-01	23509	6.05	397078	8.82	280860	10.94
460-151079-48	DUP-02	24169	6.06	418101	8.82	286139	10.94
460-151079-49	DUP-03	22870	6.06	394201	8.82	279434	10.94
460-151079-50	DUP-04	21477	6.06	396384	8.82	268478	10.94
460-151079-51	DUP-05	22632	6.05	398361	8.82	271212	10.94
460-151079-52	SW-1	21607	6.05	398455	8.82	285641	10.94

DXE = 1,4-Dioxane-d8
CBNZd5 = Chlorobenzene-d5
DCBd4 = 1,4-Dichlorobenzene-d4

Area Limit = 50%-200% of internal standard area
RT Limit = ± 0.5 minutes of internal standard RT

Column used to flag values outside QC limits

FORM VIII 8260C

FORM VIII
GC/MS VOA INTERNAL STANDARD AREA AND RETENTION TIME SUMMARY

Lab Name: TestAmerica Edison Job No.: 460-151079-1

SDG No.:

Sample No.: CCVIS 460-502852/3 Date Analyzed: 03/12/2018 06:06

Instrument ID: CVOAMS6 GC Column: Rtx-624 ID: 0.25(mm)

Lab File ID (Standard): F60645.D Heated Purge: (Y/N) N

Calibration ID: 66921

		TBAd9		BUT		FB	
		AREA #	RT #	AREA #	RT #	AREA #	RT #
12/24 HOUR STD		202834	3.22	188500	4.27	444552	5.36
UPPER LIMIT		405668	3.72	377000	4.77	889104	5.86
LOWER LIMIT		101417	2.72	94250	3.77	222276	4.86
LAB SAMPLE ID	CLIENT SAMPLE ID						
LCS 460-502852/4		210118	3.22	200915	4.27	449551	5.36
MB 460-502852/8		190335	3.21	194325	4.27	476477	5.36
460-151079-59	FB-022718	209673	3.22	195087	4.28	491345	5.37
460-151079-60	TB-022718	201116	3.22	187742	4.28	486934	5.37
460-151079-62	DUP-07	196741	3.22	189652	4.27	449226	5.37
460-151079-53	SW-2	191634	3.22	175737	4.27	439403	5.36
460-151079-54	SW-3	197684	3.22	183204	4.28	460099	5.37
460-151079-55	SW-4	206372	3.21	193171	4.27	460202	5.37
460-151079-55 MS	SW-4 MS	201614	3.22	168926	4.27	423199	5.36
460-151079-55 MSD	SW-4 MSD	207860	3.23	174560	4.28	472814	5.37
460-151079-5	MW-2I	178718	3.22	169680	4.28	469412	5.37

TBAd9 = TBA-d9 (IS)
BUT = 2-Butanone-d5
FB = Fluorobenzene

Area Limit = 50%-200% of internal standard area
RT Limit = ± 0.5 minutes of internal standard RT

Column used to flag values outside QC limits

FORM VIII 8260C

FORM VIII
GC/MS VOA INTERNAL STANDARD AREA AND RETENTION TIME SUMMARY

Lab Name: TestAmerica Edison Job No.: 460-151079-1

SDG No.:

Sample No.: CCVIS 460-502852/3 Date Analyzed: 03/12/2018 06:06

Instrument ID: CVOAMS6 GC Column: Rtx-624 ID: 0.25(mm)

Lab File ID (Standard): F60645.D Heated Purge: (Y/N) N

Calibration ID: 66921

		DXE		CBNZd5		DCBd4	
		AREA #	RT #	AREA #	RT #	AREA #	RT #
12/24 HOUR STD		22852	6.05	384427	8.81	254831	10.94
UPPER LIMIT		45704	6.55	768854	9.31	509662	11.44
LOWER LIMIT		11426	5.55	192214	8.31	127416	10.44
LAB SAMPLE ID	CLIENT SAMPLE ID						
LCS 460-502852/4		22436	6.07	395400	8.81	265439	10.94
MB 460-502852/8		20210	6.07	412117	8.82	275448	10.94
460-151079-59	FB-022718	22263	6.06	431854	8.82	299570	10.94
460-151079-60	TB-022718	20992	6.07	409268	8.82	287269	10.94
460-151079-62	DUP-07	20597	6.06	396148	8.82	263738	10.94
460-151079-53	SW-2	19869	6.06	379684	8.82	269128	10.94
460-151079-54	SW-3	20885	6.06	396099	8.82	270782	10.94
460-151079-55	SW-4	22039	6.07	413722	8.82	284514	10.94
460-151079-55 MS	SW-4 MS	21376	6.05	368757	8.81	249054	10.94
460-151079-55 MSD	SW-4 MSD	21229	6.07	398108	8.82	271496	10.94
460-151079-5	MW-2I	19999	6.06	400778	8.82	280318	10.94

DXE = 1,4-Dioxane-d8
CBNZd5 = Chlorobenzene-d5
DCBd4 = 1,4-Dichlorobenzene-d4

Area Limit = 50%-200% of internal standard area
RT Limit = ± 0.5 minutes of internal standard RT

Column used to flag values outside QC limits

FORM VIII 8260C

FORM I
GC/MS VOA ORGANICS ANALYSIS DATA SHEET

Lab Name: TestAmerica Edison | Job No.: 460-151079-1

SDG No.:

Client Sample ID: MW-1S-A | Lab Sample ID: 460-151079-1

Matrix: Water | Lab File ID: E82032.D

Analysis Method: 8260C | Date Collected: 02/27/2018 09:20

Sample wt/vol: 5(mL) | Date Analyzed: 03/07/2018 14:14

Soil Aliquot Vol: | Dilution Factor: 1

Soil Extract Vol.: | GC Column: Rtx-VMS ID: 0.18(mm)

% Moisture: | Level: (low/med) Low

Analysis Batch No.: 501928 | Units: ug/L

CAS NO.	COMPOUND NAME	RESULT	Q	RL	MDL
71-55-6	1,1,1-Trichloroethane	0.28	U	1.0	0.28
79-34-5	1,1,2,2-Tetrachloroethane	0.19	U	1.0	0.19
79-00-5	1,1,2-Trichloroethane	0.080	U	1.0	0.080
75-34-3	1,1-Dichloroethane	0.24	U	1.0	0.24
75-35-4	1,1-Dichloroethene	0.34	U	1.0	0.34
87-61-6	1,2,3-Trichlorobenzene	0.35	U	1.0	0.35
120-82-1	1,2,4-Trichlorobenzene	0.27	U	1.0	0.27
96-12-8	1,2-Dibromo-3-Chloropropane	0.23	U	1.0	0.23
106-93-4	1,2-Dibromoethane	0.19	U	1.0	0.19
95-50-1	1,2-Dichlorobenzene	0.22	U	1.0	0.22
107-06-2	1,2-Dichloroethane	0.25	U	1.0	0.25
78-87-5	1,2-Dichloropropane	0.18	U	1.0	0.18
541-73-1	1,3-Dichlorobenzene	0.33	U	1.0	0.33
106-46-7	1,4-Dichlorobenzene	0.33	U	1.0	0.33
123-91-1	1,4-Dioxane	8.7	U	50	8.7
78-93-3	2-Butanone	2.2	U	5.0	2.2
591-78-6	2-Hexanone	0.72	U	5.0	0.72
108-10-1	4-Methyl-2-pentanone	0.63	U	5.0	0.63
67-64-1	Acetone	3.8	J	5.0	1.1
71-43-2	Benzene	0.090	U	1.0	0.090
74-97-5	Bromochloromethane	0.30	U	1.0	0.30
75-27-4	Bromodichloromethane	0.15	U	1.0	0.15
75-25-2	Bromoform	0.18	U	1.0	0.18
74-83-9	Bromomethane	0.18	U	1.0	0.18
75-15-0	Carbon disulfide	0.22	U	1.0	0.22
56-23-5	Carbon tetrachloride	0.33	U	1.0	0.33
108-90-7	Chlorobenzene	0.24	U	1.0	0.24
75-00-3	Chloroethane	0.37	U	1.0	0.37
67-66-3	Chloroform	0.94	J	1.0	0.22
74-87-3	Chloromethane	0.22	U	1.0	0.22
156-59-2	cis-1,2-Dichloroethene	0.26	U	1.0	0.26
10061-01-5	cis-1,3-Dichloropropene	0.16	U	1.0	0.16
110-82-7	Cyclohexane	0.26	U	1.0	0.26
124-48-1	Dibromochloromethane	0.22	U	1.0	0.22
75-71-8	Dichlorodifluoromethane	0.14	U	1.0	0.14
100-41-4	Ethylbenzene	0.30	U	1.0	0.30

FORM I
GC/MS VOA ORGANICS ANALYSIS DATA SHEET

Lab Name: TestAmerica Edison | Job No.: 460-151079-1

SDG No.:

Client Sample ID: MW-1S-A | Lab Sample ID: 460-151079-1

Matrix: Water | Lab File ID: E82032.D

Analysis Method: 8260C | Date Collected: 02/27/2018 09:20

Sample wt/vol: 5(mL) | Date Analyzed: 03/07/2018 14:14

Soil Aliquot Vol: | Dilution Factor: 1

Soil Extract Vol.: | GC Column: Rtx-VMS ID: 0.18(mm)

% Moisture: | Level: (low/med) Low

Analysis Batch No.: 501928 | Units: ug/L

CAS NO.	COMPOUND NAME	RESULT	Q	RL	MDL
76-13-1	Freon TF	0.81	J	1.0	0.34
98-82-8	Isopropylbenzene	0.32	U	1.0	0.32
179601-23-1	m&p-Xylene	0.28	U	1.0	0.28
79-20-9	Methyl acetate	0.58	U	5.0	0.58
108-87-2	Methylcyclohexane	0.22	U	1.0	0.22
75-09-2	Methylene Chloride	0.64	J	1.0	0.21
1634-04-4	MTBE	0.13	U	1.0	0.13
95-47-6	o-Xylene	0.32	U	1.0	0.32
100-42-5	Styrene	0.17	U	1.0	0.17
127-18-4	Tetrachloroethene	0.48	J	1.0	0.12
108-88-3	Toluene	0.25	U	1.0	0.25
156-60-5	trans-1,2-Dichloroethene	0.18	U	1.0	0.18
10061-02-6	trans-1,3-Dichloropropene	0.19	U	1.0	0.19
79-01-6	Trichloroethene	0.75	J	1.0	0.22
75-69-4	Trichlorofluoromethane	0.15	U	1.0	0.15
75-01-4	Vinyl chloride	0.060	U	1.0	0.060

CAS NO.	SURROGATE	%REC	Q	LIMITS
17060-07-0	1,2-Dichloroethane-d4 (Surr)	104		70-130
460-00-4	Bromofluorobenzene	89		70-130
1868-53-7	Dibromofluoromethane (Surr)	102		70-130
2037-26-5	Toluene-d8 (Surr)	103		70-130

FORM I
GC/MS VOA ORGANICS ANALYSIS DATA SHEET
TENTATIVELY IDENTIFIED COMPOUNDS

Lab Name: TestAmerica Edison Job No.: 460-151079-1

SDG No.:

Client Sample ID: MW-1S-A Lab Sample ID: 460-151079-1

Matrix: Water Lab File ID: E82032.D

Analysis Method: 8260C Date Collected: 02/27/2018 09:20

Sample wt/vol: 5(mL) Date Analyzed: 03/07/2018 14:14

Soil Aliquot Vol: Dilution Factor: 1

Soil Extract Vol.: GC Column: Rtx-VMS ID: 0.18(mm)

% Moisture: Level: (low/med) Low

Analysis Batch No.: 501928 Units: ug/L

Number TICs Found: 0 TIC Result Total: 0

CAS NO.	COMPOUND NAME	RT	RESULT	Q	MATCH QUALITY
	Tentatively Identified Compound		None		

TestAmerica Edison
Target Compound Quantitation Report

Data File: \\ChromNA\Edison\ChromData\CVOAMS5\20180307-68451.b\E82032.D
Lims ID: 460-151079-A-1
Client ID: MW-1S-A
Sample Type: Client
Inject. Date: 07-Mar-2018 14:14:30 ALS Bottle#: 12 Worklist Smp#: 13
Purge Vol: 5.000 mL Dil. Factor: 1.0000
Sample Info: 460-151079-A-1
Misc. Info.: 460-0068451-013
Operator ID: Instrument ID: CVOAMS5

Method: \\ChromNA\Edison\ChromData\CVOAMS5\20180307-68451.b\8260W_5.m
Limit Group: VOA - 8260C DKQP Water and Solid
Last Update: 12-Mar-2018 13:22:53 Calib Date: 06-Mar-2018 08:33:30
Integrator: RTE ID Type: Deconvolution ID
Quant Method: Internal Standard Quant By: Initial Calibration
Last ICal File: \\ChromNA\Edison\ChromData\CVOAMS5\20180306-68384.b\E81978.D

Column 1 : Rtx-VMS (0.18 mm) Det: MS SCAN
Process Host: XAWRK011

First Level Reviewer: parekhv Date: 07-Mar-2018 14:49:51

Compound	Sig	RT (min.)	Exp RT (min.)	Dlt RT (min.)	Q	Response	OnCol Amt ug/l	Flags
16 1,1,2-Trichloro-1,2,2-trif	101	1.747	1.747	0.000	93	2786	0.8142	
23 Methylene Chloride	84	2.077	2.077	0.000	90	4247	0.6359	
24 Acetone	58	2.110	2.109	0.001	64	543	3.84	
* 29 TBA-d9 (IS)	65	2.266	2.274	-0.008	90	69749	1000.0	
42 Chloroform	83	3.188	3.179	0.009	97	3959	0.9445	
$ 47 Dibromofluoromethane (Surr	113	3.328	3.327	0.001	95	113778	50.9	
* 49 2-Butanone-d5	46	3.402	3.402	0.000	99	118494	250.0	
$ 57 1,2-Dichloroethane-d4 (Sur	65	3.764	3.764	0.000	97	114642	52.1	
* 61 Fluorobenzene	96	4.011	4.011	0.000	99	422672	50.0	
65 Trichloroethene	95	4.167	4.159	0.008	92	2093	0.7544	
* 72 1,4-Dioxane-d8	96	4.932	4.941	-0.008	97	10686	1000.0	
$ 78 Toluene-d8 (Surr)	98	5.615	5.615	0.000	99	444160	51.7	
82 Tetrachloroethene	166	6.101	6.109	-0.008	86	1302	0.4758	
* 92 Chlorobenzene-d5	117	7.541	7.541	0.000	85	354712	50.0	
$ 103 4-Bromofluorobenzene	174	9.344	9.335	0.009	92	113259	44.7	
* 119 1,4-Dichlorobenzene-d4	152	11.121	11.121	0.000	94	180831	50.0	

Reagents:

8260SURR250_00169	Amount Added:	1.00	Units: uL	Run Reagent
8260ISNEW_00119	Amount Added:	1.00	Units: uL	Run Reagent

Report Date: 12-Mar-2018 13:25:37 Chrom Revision: 2.2 08-Feb-2018 13:38:42

TestAmerica Edison

Data File: \\ChromNA\Edison\ChromData\CVOAMS5\20180307-68451.b\E82032.D

Injection Date:	07-Mar-2018 14:14:30	Instrument ID:	CVOAMS5	Operator ID:	
Lims ID:	460-151079-A-1	Lab Sample ID:	460-151079-1	Worklist Smp#:	13
Client ID:	MW-1S-A				
Purge Vol:	5.000 mL	Dil. Factor:	1.0000	ALS Bottle#:	12
Method:	8260W_5	Limit Group:	VOA - 8260C DKQP Water and Solid		

Column: Rtx-VMS (0.18 mm)

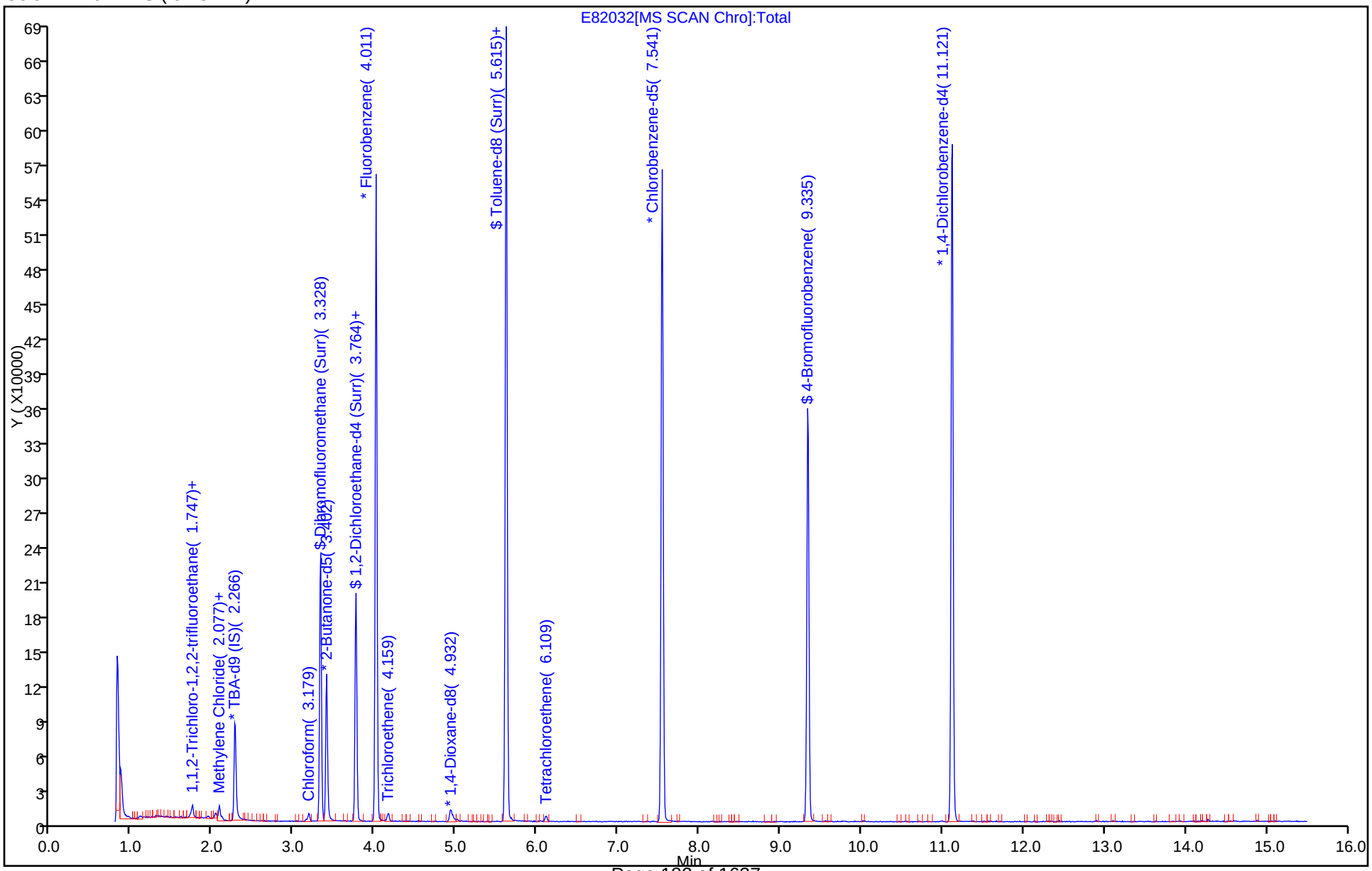

Report Date: 12-Mar-2018 13:25:37 Chrom Revision: 2.2 08-Feb-2018 13:38:42

TestAmerica Edison

Data File: \\ChromNA\Edison\ChromData\CVOAMS5\20180307-68451.b\E82032.D

Injection Date:	07-Mar-2018 14:14:30	Instrument ID:	CVOAMS5
Lims ID:	460-151079-A-1	Lab Sample ID:	460-151079-1
Client ID:	MW-1S-A		
Operator ID:		ALS Bottle#:	12 Worklist Smp#: 13
Purge Vol:	5.000 mL	Dil. Factor:	1.0000
Method:	8260W_5	Limit Group:	VOA - 8260C DKQP Water and Solid
Column:	Rtx-VMS (0.18 mm)	Detector	MS SCAN

24 Acetone, CAS: 67-64-1

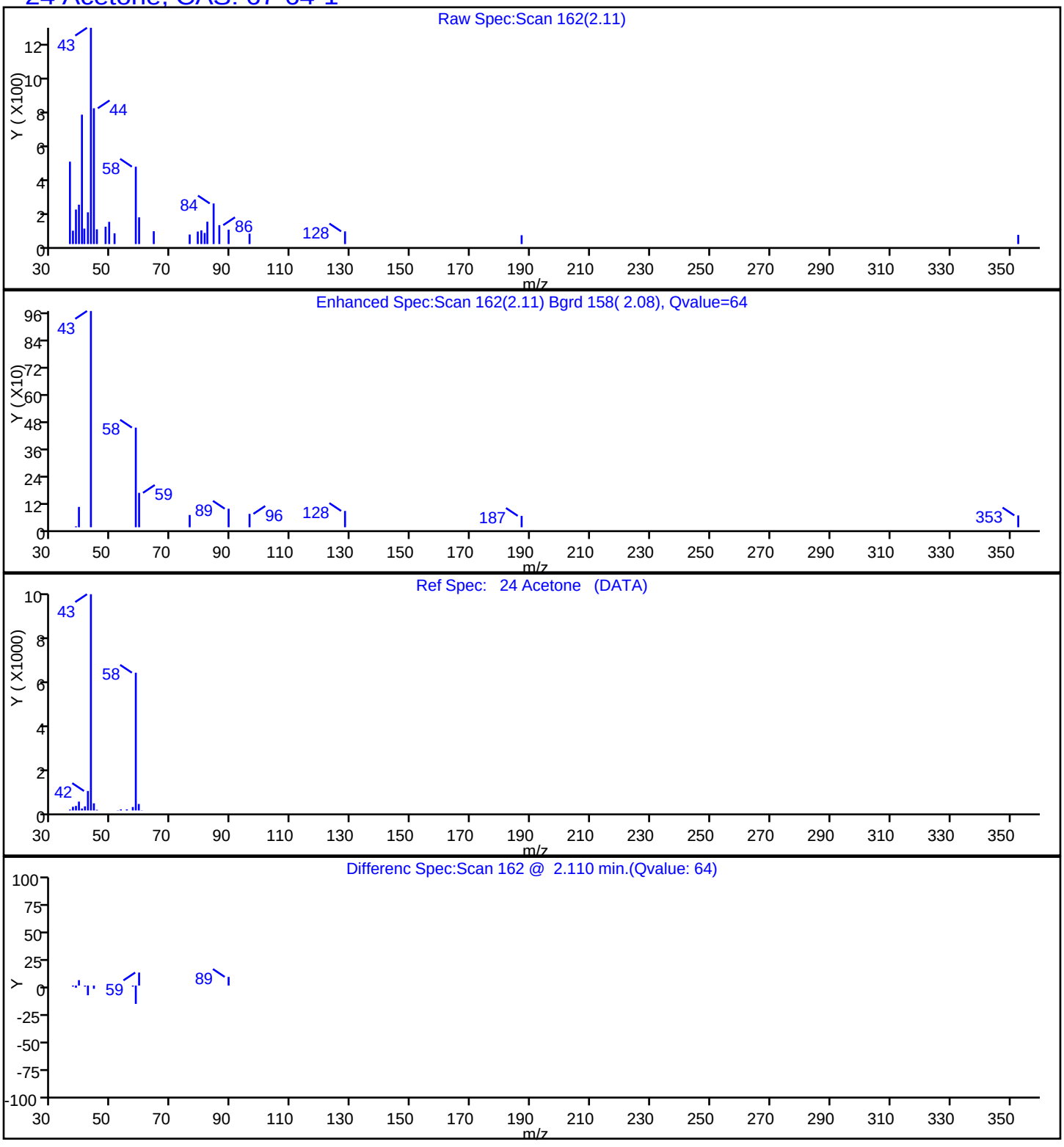

Report Date: 12-Mar-2018 13:25:37 Chrom Revision: 2.2 08-Feb-2018 13:38:42

TestAmerica Edison

Data File: \\ChromNA\Edison\ChromData\CVOAMS5\20180307-68451.b\E82032.D

Injection Date:	07-Mar-2018 14:14:30	Instrument ID:	CVOAMS5		
Lims ID:	460-151079-A-1	Lab Sample ID:	460-151079-1		
Client ID:	MW-1S-A				
Operator ID:		ALS Bottle#:	12	Worklist Smp#:	13
Purge Vol:	5.000 mL	Dil. Factor:	1.0000		
Method:	8260W_5	Limit Group:	VOA - 8260C DKQP Water and Solid		
Column:	Rtx-VMS (0.18 mm)	Detector	MS SCAN		

42 Chloroform, CAS: 67-66-3

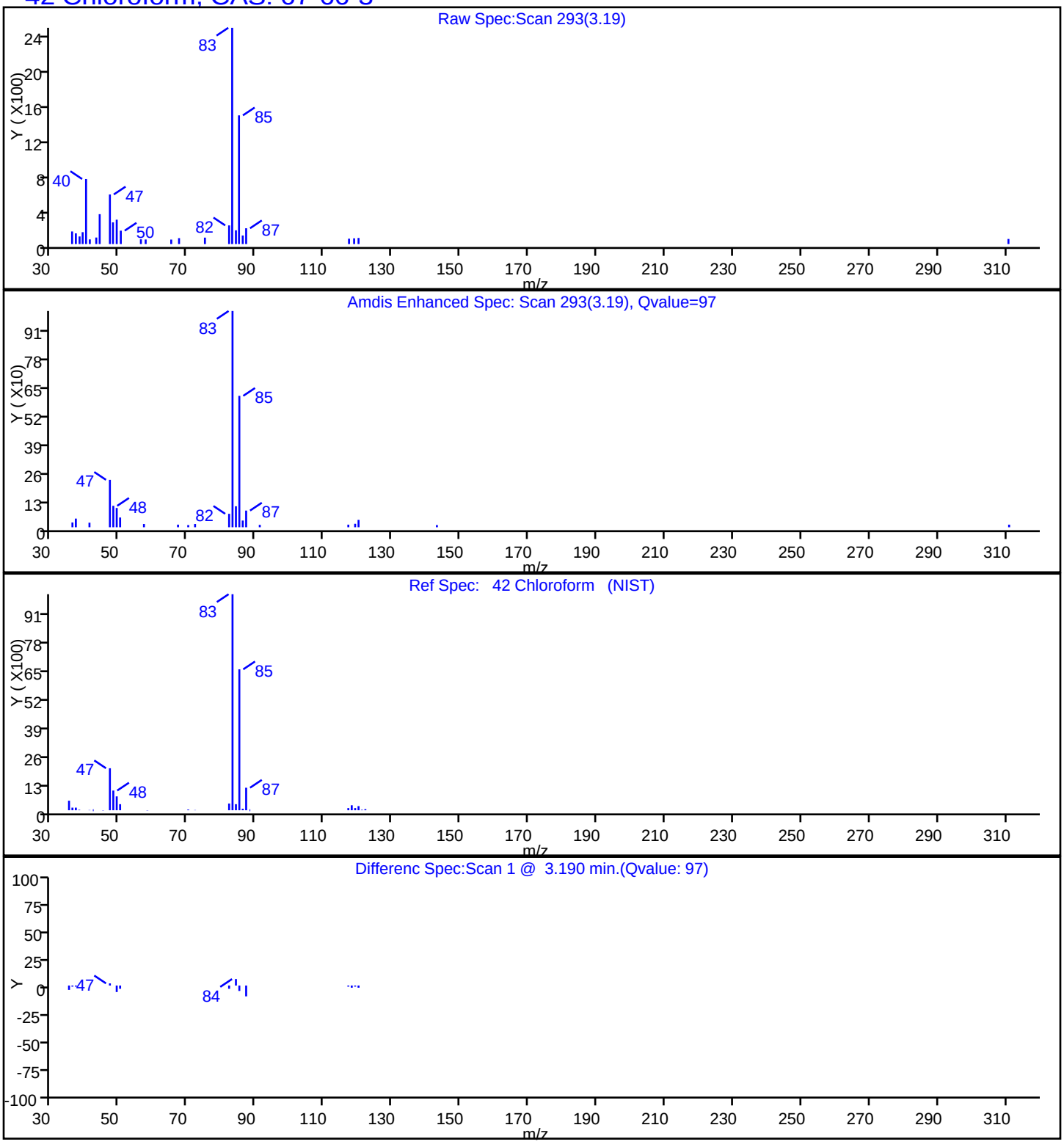

Report Date: 12-Mar-2018 13:25:37 Chrom Revision: 2.2 08-Feb-2018 13:38:42

TestAmerica Edison

Data File: \\ChromNA\Edison\ChromData\CVOAMS5\20180307-68451.b\E82032.D

Injection Date:	07-Mar-2018 14:14:30	Instrument ID:	CVOAMS5
Lims ID:	460-151079-A-1	Lab Sample ID:	460-151079-1
Client ID:	MW-1S-A		
Operator ID:		ALS Bottle#:	12 Worklist Smp#: 13
Purge Vol:	5.000 mL	Dil. Factor:	1.0000
Method:	8260W_5	Limit Group:	VOA - 8260C DKQP Water and Solid
Column:	Rtx-VMS (0.18 mm)	Detector	MS SCAN

16 1,1,2-Trichloro-1,2,2-trifluoroethane, CAS: 76-13-1

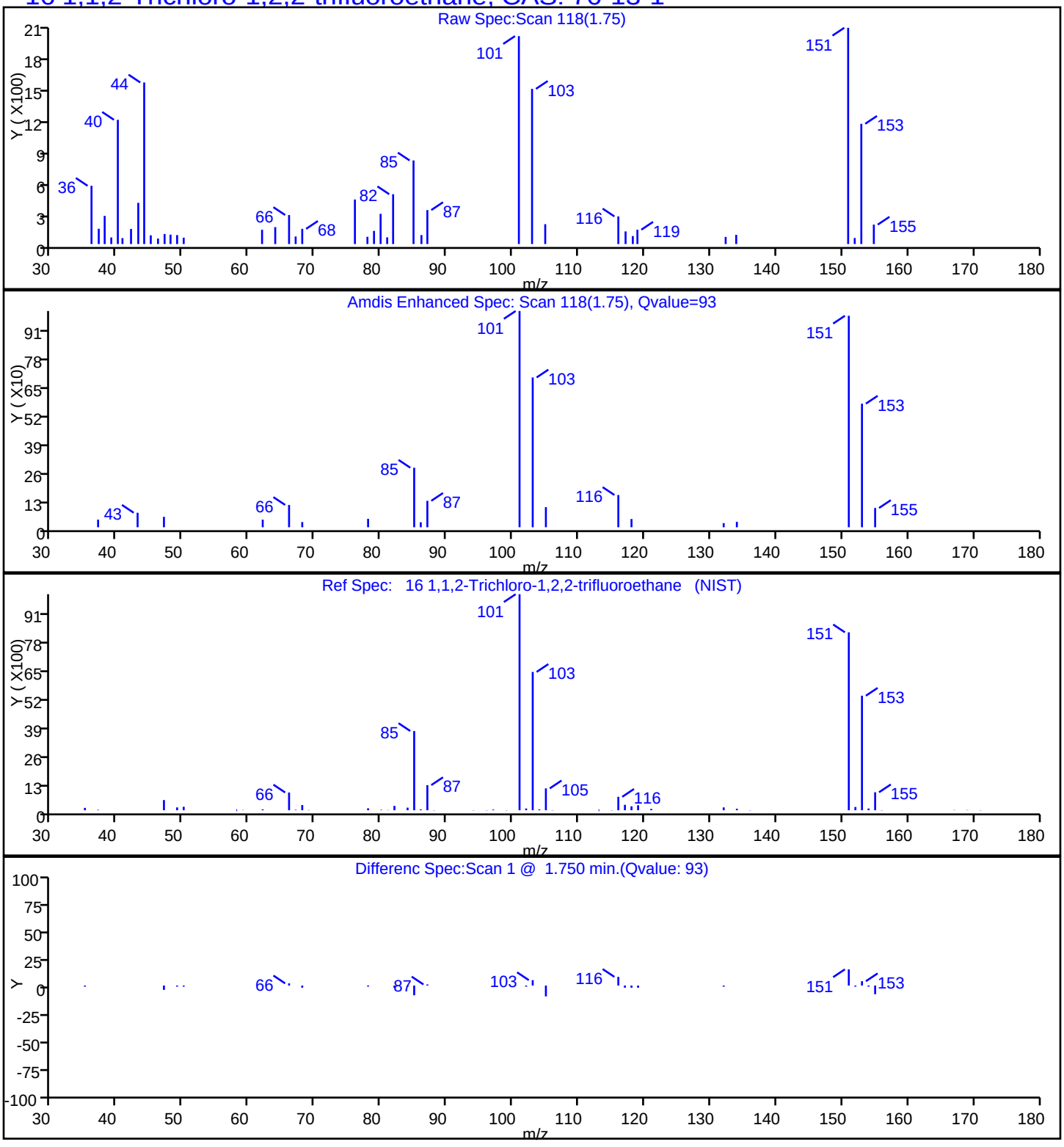

Report Date: 12-Mar-2018 13:25:37 Chrom Revision: 2.2 08-Feb-2018 13:38:42

TestAmerica Edison

Data File: \\ChromNA\Edison\ChromData\CVOAMS5\20180307-68451.b\E82032.D

Injection Date:	07-Mar-2018 14:14:30	Instrument ID:	CVOAMS5
Lims ID:	460-151079-A-1	Lab Sample ID:	460-151079-1
Client ID:	MW-1S-A		
Operator ID:		ALS Bottle#:	12 Worklist Smp#: 13
Purge Vol:	5.000 mL	Dil. Factor:	1.0000
Method:	8260W_5	Limit Group:	VOA - 8260C DKQP Water and Solid
Column:	Rtx-VMS (0.18 mm)	Detector	MS SCAN

23 Methylene Chloride, CAS: 75-09-2

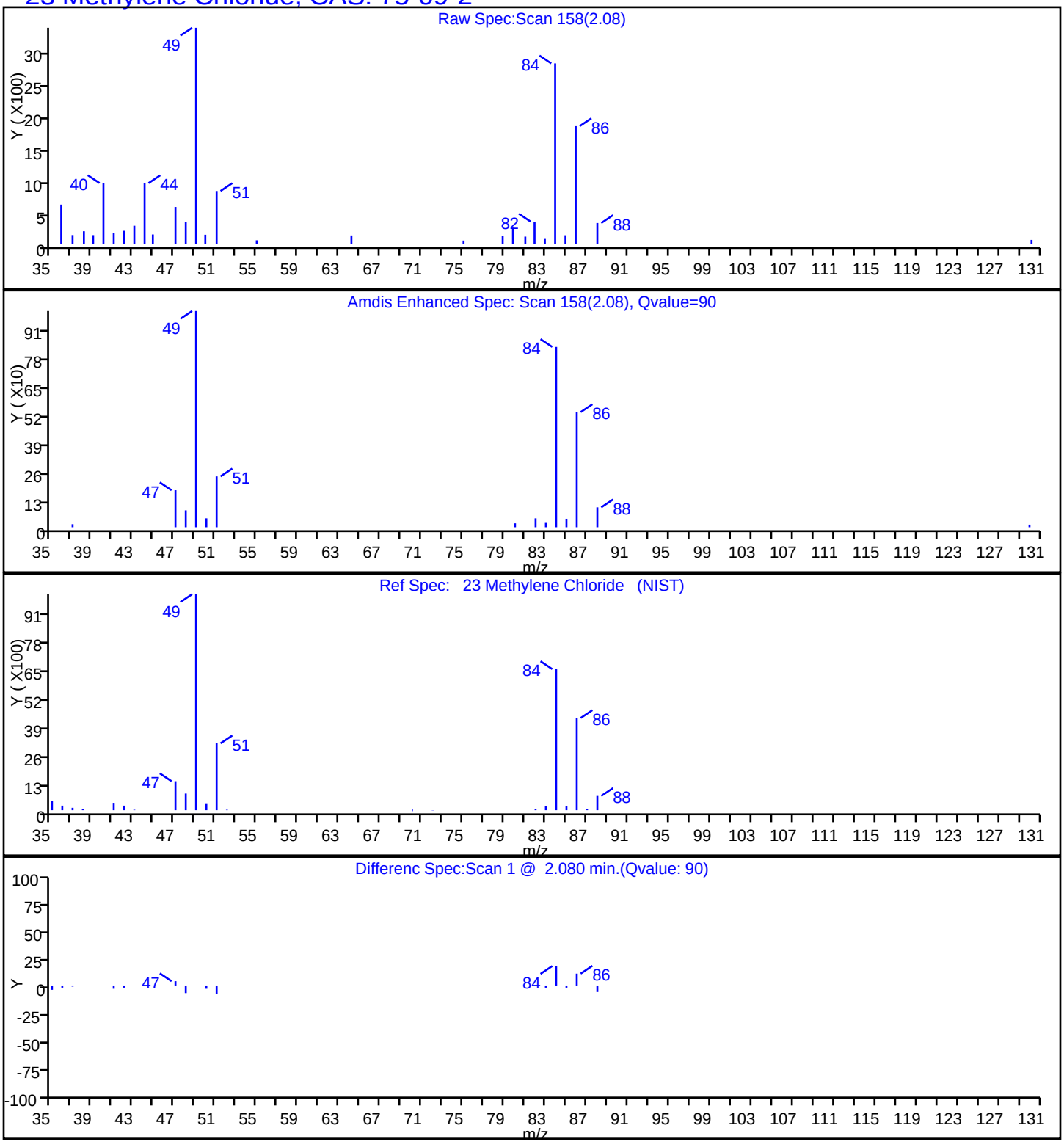

Report Date: 12-Mar-2018 13:25:37 Chrom Revision: 2.2 08-Feb-2018 13:38:42

TestAmerica Edison

Data File: \\ChromNA\Edison\ChromData\CVOAMS5\20180307-68451.b\E82032.D

Injection Date:	07-Mar-2018 14:14:30	Instrument ID:	CVOAMS5
Lims ID:	460-151079-A-1	Lab Sample ID:	460-151079-1
Client ID:	MW-1S-A		
Operator ID:		ALS Bottle#:	12 Worklist Smp#: 13
Purge Vol:	5.000 mL	Dil. Factor:	1.0000
Method:	8260W_5	Limit Group:	VOA - 8260C DKQP Water and Solid
Column:	Rtx-VMS (0.18 mm)	Detector	MS SCAN

82 Tetrachloroethene, CAS: 127-18-4

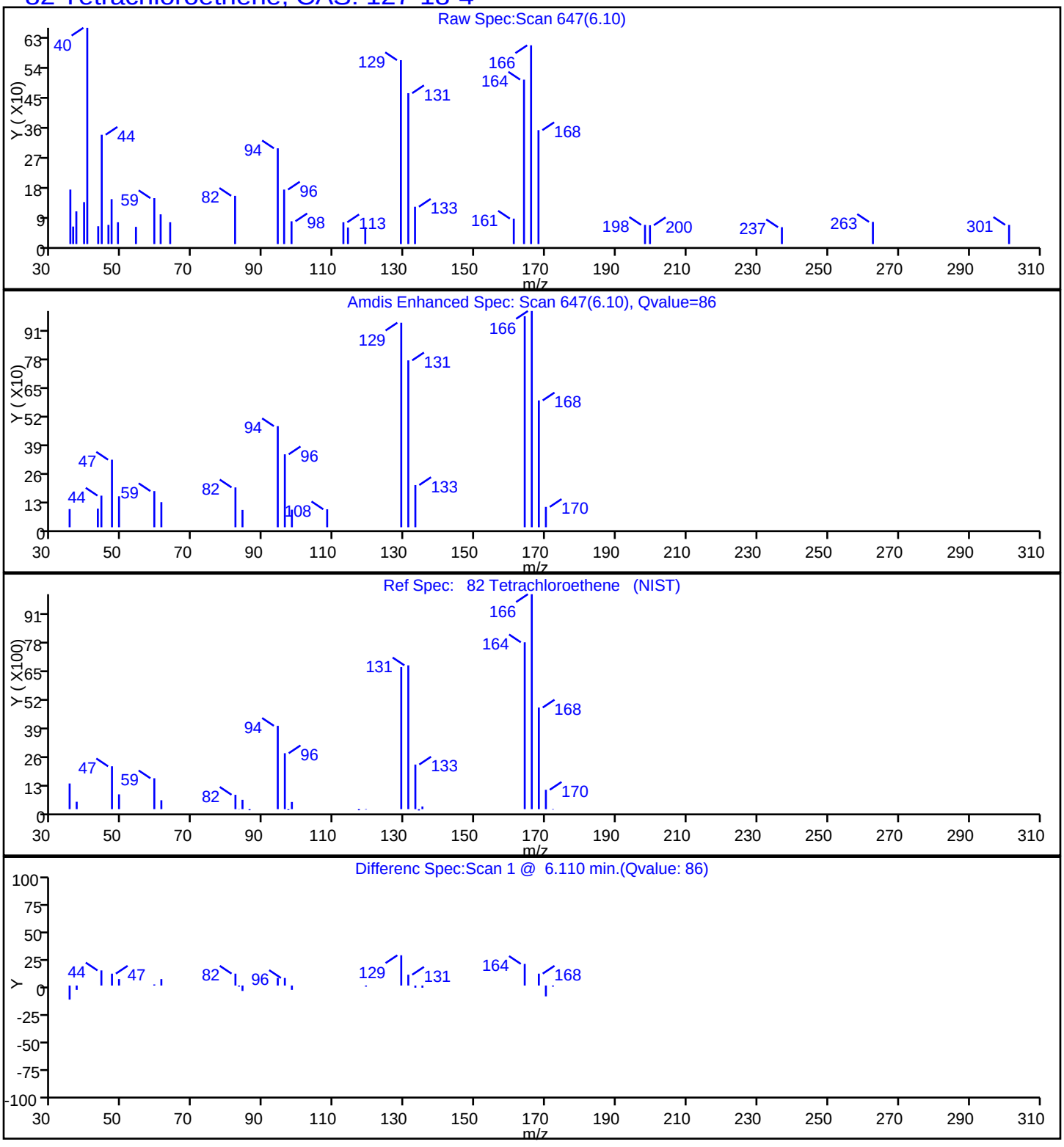

Report Date: 12-Mar-2018 13:25:37 Chrom Revision: 2.2 08-Feb-2018 13:38:42

TestAmerica Edison

Data File: \\ChromNA\Edison\ChromData\CVOAMS5\20180307-68451.b\E82032.D

Injection Date:	07-Mar-2018 14:14:30	Instrument ID:	CVOAMS5
Lims ID:	460-151079-A-1	Lab Sample ID:	460-151079-1
Client ID:	MW-1S-A		
Operator ID:		ALS Bottle#:	12 Worklist Smp#: 13
Purge Vol:	5.000 mL	Dil. Factor:	1.0000
Method:	8260W_5	Limit Group:	VOA - 8260C DKQP Water and Solid
Column:	Rtx-VMS (0.18 mm)	Detector	MS SCAN

65 Trichloroethene, CAS: 79-01-6

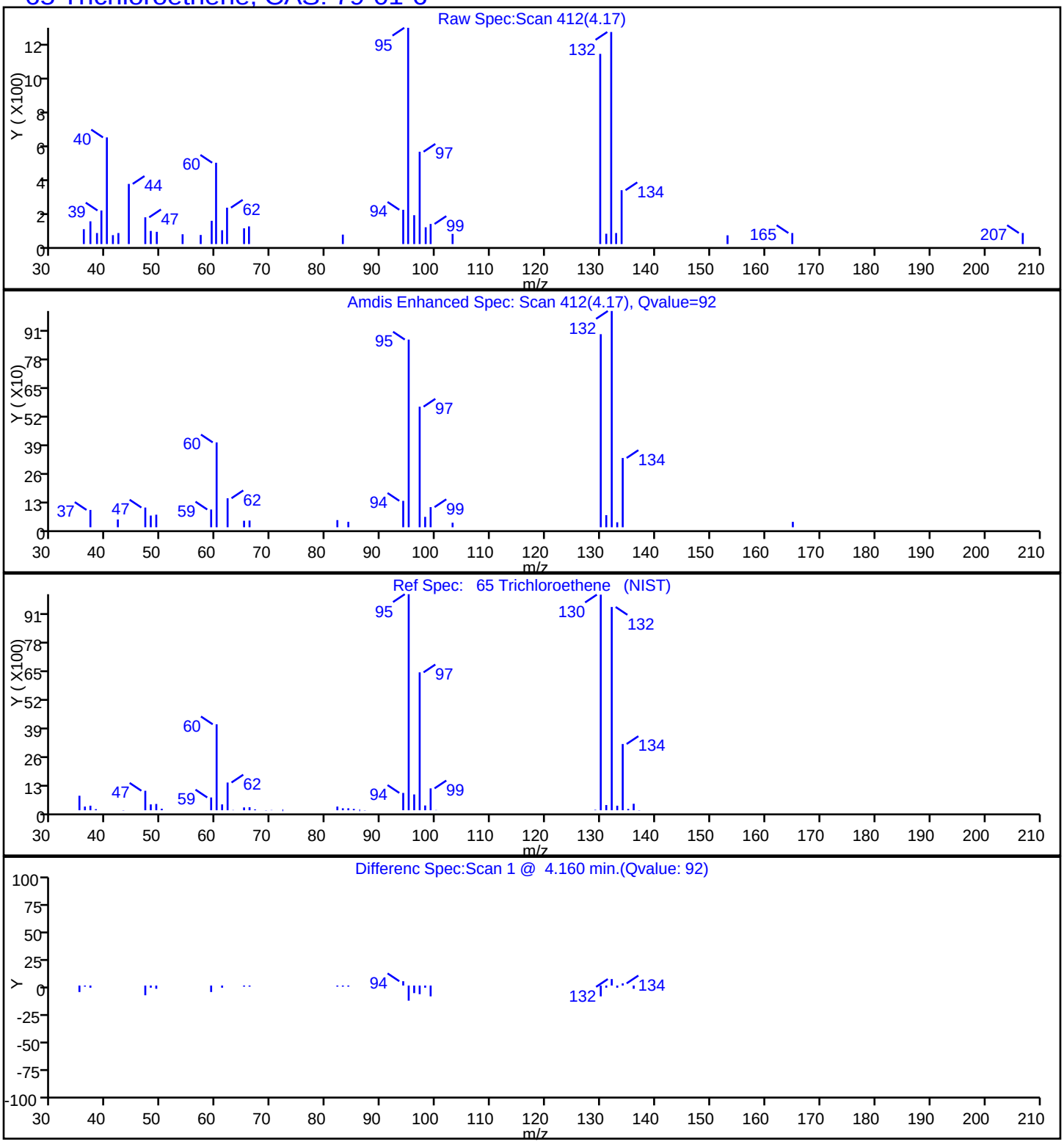

FORM I
GC/MS VOA ORGANICS ANALYSIS DATA SHEET

Lab Name: TestAmerica Edison | Job No.: 460-151079-1

SDG No.:

Client Sample ID: MW-1S-B | Lab Sample ID: 460-151079-2

Matrix: Water | Lab File ID: E82033.D

Analysis Method: 8260C | Date Collected: 02/27/2018 09:22

Sample wt/vol: 5(mL) | Date Analyzed: 03/07/2018 14:41

Soil Aliquot Vol: | Dilution Factor: 1

Soil Extract Vol.: | GC Column: Rtx-VMS ID: 0.18(mm)

% Moisture: | Level: (low/med) Low

Analysis Batch No.: 501928 | Units: ug/L

CAS NO.	COMPOUND NAME	RESULT	Q	RL	MDL
71-55-6	1,1,1-Trichloroethane	0.28	U	1.0	0.28
79-34-5	1,1,2,2-Tetrachloroethane	0.19	U	1.0	0.19
79-00-5	1,1,2-Trichloroethane	0.080	U	1.0	0.080
75-34-3	1,1-Dichloroethane	0.24	U	1.0	0.24
75-35-4	1,1-Dichloroethene	0.34	U	1.0	0.34
87-61-6	1,2,3-Trichlorobenzene	0.35	U	1.0	0.35
120-82-1	1,2,4-Trichlorobenzene	0.27	U	1.0	0.27
96-12-8	1,2-Dibromo-3-Chloropropane	0.23	U	1.0	0.23
106-93-4	1,2-Dibromoethane	0.19	U	1.0	0.19
95-50-1	1,2-Dichlorobenzene	0.22	U	1.0	0.22
107-06-2	1,2-Dichloroethane	0.25	U	1.0	0.25
78-87-5	1,2-Dichloropropane	0.18	U	1.0	0.18
541-73-1	1,3-Dichlorobenzene	0.33	U	1.0	0.33
106-46-7	1,4-Dichlorobenzene	0.33	U	1.0	0.33
123-91-1	1,4-Dioxane	8.7	U	50	8.7
78-93-3	2-Butanone	2.2	U	5.0	2.2
591-78-6	2-Hexanone	0.72	U	5.0	0.72
108-10-1	4-Methyl-2-pentanone	0.63	U	5.0	0.63
67-64-1	Acetone	4.5	J	5.0	1.1
71-43-2	Benzene	0.090	U	1.0	0.090
74-97-5	Bromochloromethane	0.30	U	1.0	0.30
75-27-4	Bromodichloromethane	0.15	U	1.0	0.15
75-25-2	Bromoform	0.18	U	1.0	0.18
74-83-9	Bromomethane	0.18	U	1.0	0.18
75-15-0	Carbon disulfide	0.22	U	1.0	0.22
56-23-5	Carbon tetrachloride	0.33	U	1.0	0.33
108-90-7	Chlorobenzene	0.24	U	1.0	0.24
75-00-3	Chloroethane	0.37	U	1.0	0.37
67-66-3	Chloroform	0.22	U	1.0	0.22
74-87-3	Chloromethane	0.22	U	1.0	0.22
156-59-2	cis-1,2-Dichloroethene	1.7		1.0	0.26
10061-01-5	cis-1,3-Dichloropropene	0.16	U	1.0	0.16
110-82-7	Cyclohexane	0.26	U	1.0	0.26
124-48-1	Dibromochloromethane	0.22	U	1.0	0.22
75-71-8	Dichlorodifluoromethane	0.14	U	1.0	0.14
100-41-4	Ethylbenzene	0.30	U	1.0	0.30

FORM I
GC/MS VOA ORGANICS ANALYSIS DATA SHEET

Lab Name: TestAmerica Edison | Job No.: 460-151079-1

SDG No.:

Client Sample ID: MW-1S-B | Lab Sample ID: 460-151079-2

Matrix: Water | Lab File ID: E82033.D

Analysis Method: 8260C | Date Collected: 02/27/2018 09:22

Sample wt/vol: 5(mL) | Date Analyzed: 03/07/2018 14:41

Soil Aliquot Vol: | Dilution Factor: 1

Soil Extract Vol.: | GC Column: Rtx-VMS ID: 0.18(mm)

% Moisture: | Level: (low/med) Low

Analysis Batch No.: 501928 | Units: ug/L

CAS NO.	COMPOUND NAME	RESULT	Q	RL	MDL
76-13-1	Freon TF	0.34	U	1.0	0.34
98-82-8	Isopropylbenzene	0.32	U	1.0	0.32
179601-23-1	m&p-Xylene	0.28	U	1.0	0.28
79-20-9	Methyl acetate	0.58	U	5.0	0.58
108-87-2	Methylcyclohexane	0.22	U	1.0	0.22
75-09-2	Methylene Chloride	0.73	J	1.0	0.21
1634-04-4	MTBE	0.13	U	1.0	0.13
95-47-6	o-Xylene	0.32	U	1.0	0.32
100-42-5	Styrene	0.17	U	1.0	0.17
127-18-4	Tetrachloroethene	0.12	U	1.0	0.12
108-88-3	Toluene	0.54	J	1.0	0.25
156-60-5	trans-1,2-Dichloroethene	0.18	U	1.0	0.18
10061-02-6	trans-1,3-Dichloropropene	0.19	U	1.0	0.19
79-01-6	Trichloroethene	0.80	J	1.0	0.22
75-69-4	Trichlorofluoromethane	0.15	U	1.0	0.15
75-01-4	Vinyl chloride	0.48	J	1.0	0.060

CAS NO.	SURROGATE	%REC	Q	LIMITS
17060-07-0	1,2-Dichloroethane-d4 (Surr)	105		70-130
460-00-4	Bromofluorobenzene	91		70-130
1868-53-7	Dibromofluoromethane (Surr)	102		70-130
2037-26-5	Toluene-d8 (Surr)	104		70-130

FORM I
GC/MS VOA ORGANICS ANALYSIS DATA SHEET
TENTATIVELY IDENTIFIED COMPOUNDS

Lab Name: TestAmerica Edison | Job No.: 460-151079-1

SDG No.:

Client Sample ID: MW-1S-B | Lab Sample ID: 460-151079-2

Matrix: Water | Lab File ID: E82033.D

Analysis Method: 8260C | Date Collected: 02/27/2018 09:22

Sample wt/vol: 5(mL) | Date Analyzed: 03/07/2018 14:41

Soil Aliquot Vol: | Dilution Factor: 1

Soil Extract Vol.: | GC Column: Rtx-VMS ID: 0.18(mm)

% Moisture: | Level: (low/med) Low

Analysis Batch No.: 501928 | Units: ug/L

Number TICs Found: 0 | TIC Result Total: 0

CAS NO.	COMPOUND NAME	RT	RESULT	Q	MATCH QUALITY
	Tentatively Identified Compound		None		

TestAmerica Edison
Target Compound Quantitation Report

Data File: \\ChromNA\Edison\ChromData\CVOAMS5\20180307-68451.b\E82033.D
Lims ID: 460-151079-A-2
Client ID: MW-1S-B
Sample Type: Client
Inject. Date: 07-Mar-2018 14:41:30 ALS Bottle#: 13 Worklist Smp#: 14
Purge Vol: 5.000 mL Dil. Factor: 1.0000
Sample Info: 460-151079-A-2
Misc. Info.: 460-0068451-014
Operator ID: Instrument ID: CVOAMS5

Method: \\ChromNA\Edison\ChromData\CVOAMS5\20180307-68451.b\8260W_5.m
Limit Group: VOA - 8260C DKQP Water and Solid
Last Update: 12-Mar-2018 13:22:53 Calib Date: 06-Mar-2018 08:33:30
Integrator: RTE ID Type: Deconvolution ID
Quant Method: Internal Standard Quant By: Initial Calibration
Last ICal File: \\ChromNA\Edison\ChromData\CVOAMS5\20180306-68384.b\E81978.D

Column 1 : Rtx-VMS (0.18 mm) Det: MS SCAN
Process Host: XAWRK011

First Level Reviewer: parekhv Date: 07-Mar-2018 14:59:53

Compound	Sig	RT (min.)	Exp RT (min.)	Dlt RT (min.)	Q	Response	OnCol Amt ug/l	Flags
3 Vinyl chloride	62	1.089	1.089	0.000	96	1758	0.4800	
23 Methylene Chloride	84	2.077	2.077	0.000	82	4589	0.7330	
24 Acetone	58	2.110	2.109	0.001	72	652	4.48	
* 29 TBA-d9 (IS)	65	2.266	2.274	-0.008	91	72380	1000.0	
38 cis-1,2-Dichloroethene	96	2.974	2.974	0.000	97	4733	1.73	
$ 47 Dibromofluoromethane (Surr	113	3.328	3.327	0.001	96	114435	51.0	
* 49 2-Butanone-d5	46	3.402	3.402	0.000	99	122043	250.0	
$ 57 1,2-Dichloroethane-d4 (Sur	65	3.764	3.764	0.000	97	116399	52.7	
* 61 Fluorobenzene	96	4.011	4.011	0.000	99	424347	50.0	
65 Trichloroethene	95	4.167	4.159	0.008	94	2216	0.7956	
* 72 1,4-Dioxane-d8	96	4.932	4.941	-0.008	98	10721	1000.0	
$ 78 Toluene-d8 (Surr)	98	5.616	5.615	0.001	99	443353	52.0	
79 Toluene	91	5.673	5.673	0.000	91	5589	0.5405	
* 92 Chlorobenzene-d5	117	7.541	7.541	0.000	85	351603	50.0	
$ 103 4-Bromofluorobenzene	174	9.335	9.335	0.000	92	113955	45.3	
* 119 1,4-Dichlorobenzene-d4	152	11.121	11.121	0.000	95	180840	50.0	

Reagents:

8260SURR250_00169	Amount Added: 1.00	Units: uL	Run Reagent
8260ISNEW_00119	Amount Added: 1.00	Units: uL	Run Reagent

Report Date: 12-Mar-2018 13:25:38 Chrom Revision: 2.2 08-Feb-2018 13:38:42

TestAmerica Edison

Data File: \\ChromNA\Edison\ChromData\CVOAMS5\20180307-68451.b\E82033.D

Injection Date:	07-Mar-2018 14:41:30	Instrument ID:	CVOAMS5	Operator ID:	
Lims ID:	460-151079-A-2	Lab Sample ID:	460-151079-2	Worklist Smp#:	14
Client ID:	MW-1S-B				
Purge Vol:	5.000 mL	Dil. Factor:	1.0000	ALS Bottle#:	13
Method:	8260W_5	Limit Group:	VOA - 8260C DKQP Water and Solid		

Column: Rtx-VMS (0.18 mm)

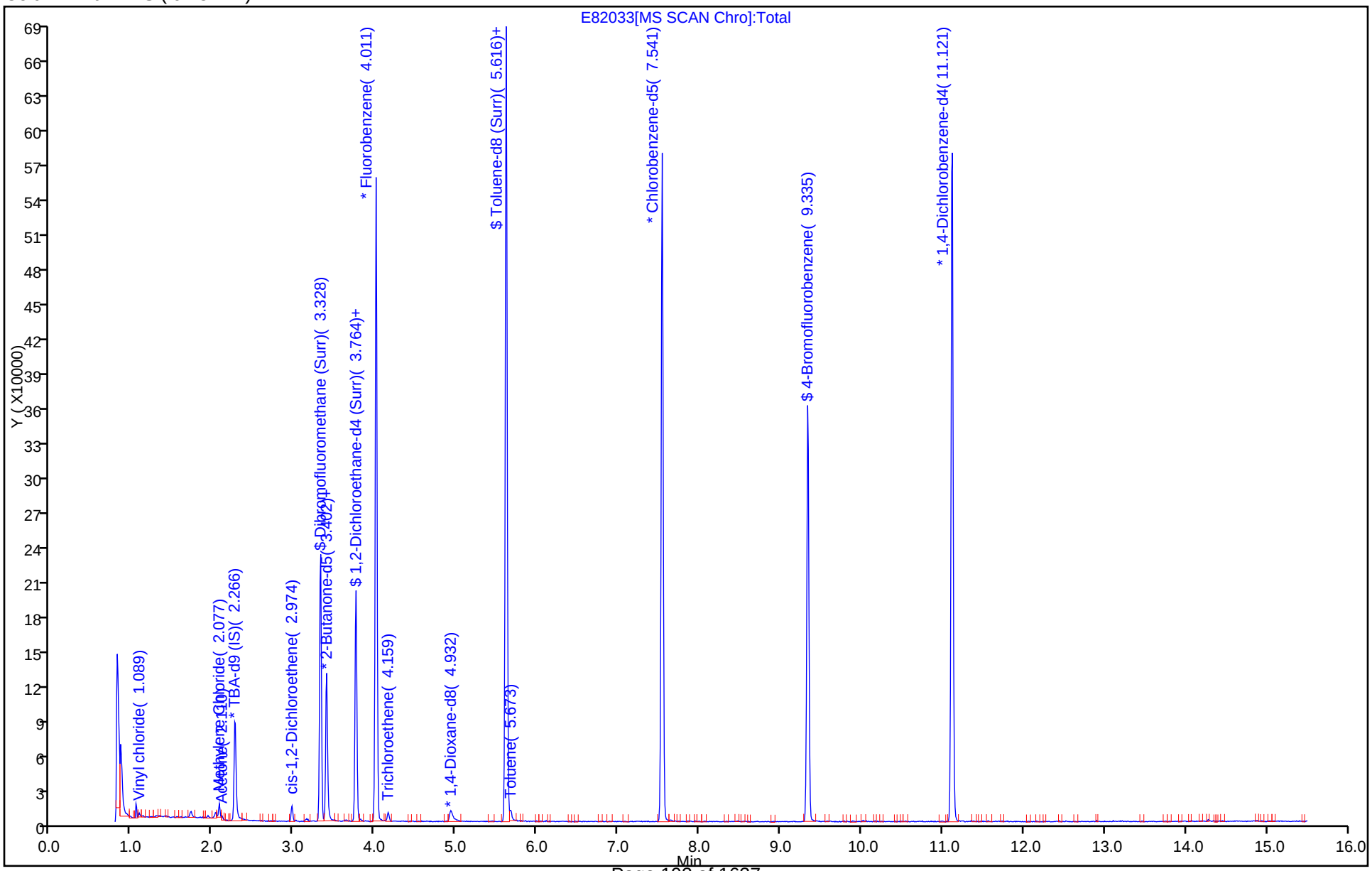

Report Date: 12-Mar-2018 13:25:38 Chrom Revision: 2.2 08-Feb-2018 13:38:42

TestAmerica Edison

Data File: \\ChromNA\Edison\ChromData\CVOAMS5\20180307-68451.b\E82033.D

Injection Date:	07-Mar-2018 14:41:30	Instrument ID:	CVOAMS5
Lims ID:	460-151079-A-2	Lab Sample ID:	460-151079-2
Client ID:	MW-1S-B		
Operator ID:		ALS Bottle#:	13 Worklist Smp#: 14
Purge Vol:	5.000 mL	Dil. Factor:	1.0000
Method:	8260W_5	Limit Group:	VOA - 8260C DKQP Water and Solid
Column:	Rtx-VMS (0.18 mm)	Detector	MS SCAN

24 Acetone, CAS: 67-64-1

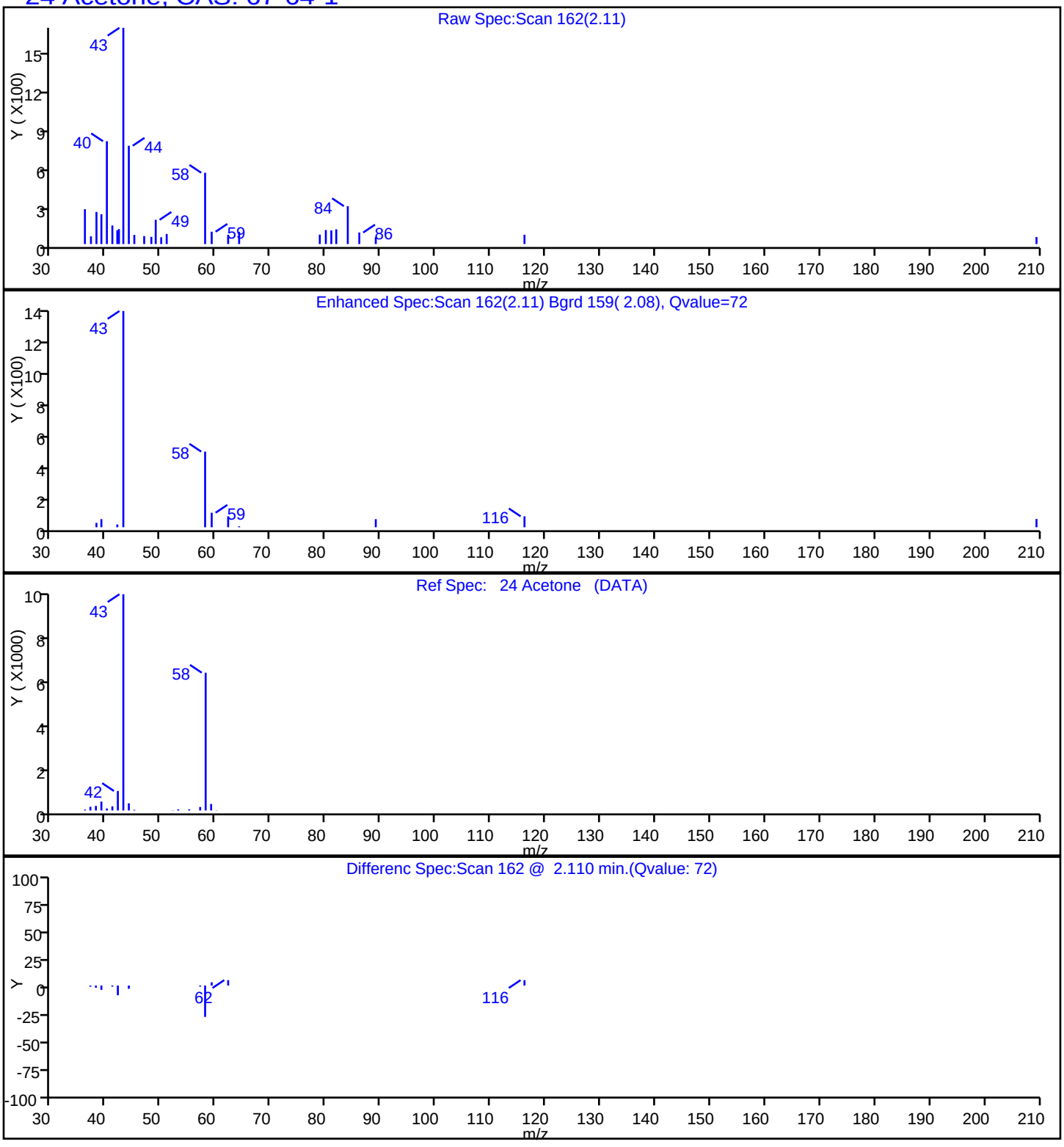

Report Date: 12-Mar-2018 13:25:39 Chrom Revision: 2.2 08-Feb-2018 13:38:42

TestAmerica Edison

Data File: \\ChromNA\Edison\ChromData\CVOAMS5\20180307-68451.b\E82033.D

Injection Date:	07-Mar-2018 14:41:30	Instrument ID:	CVOAMS5
Lims ID:	460-151079-A-2	Lab Sample ID:	460-151079-2
Client ID:	MW-1S-B		
Operator ID:		ALS Bottle#:	13 Worklist Smp#: 14
Purge Vol:	5.000 mL	Dil. Factor:	1.0000
Method:	8260W_5	Limit Group:	VOA - 8260C DKQP Water and Solid
Column:	Rtx-VMS (0.18 mm)	Detector	MS SCAN

38 cis-1,2-Dichloroethene, CAS: 156-59-2

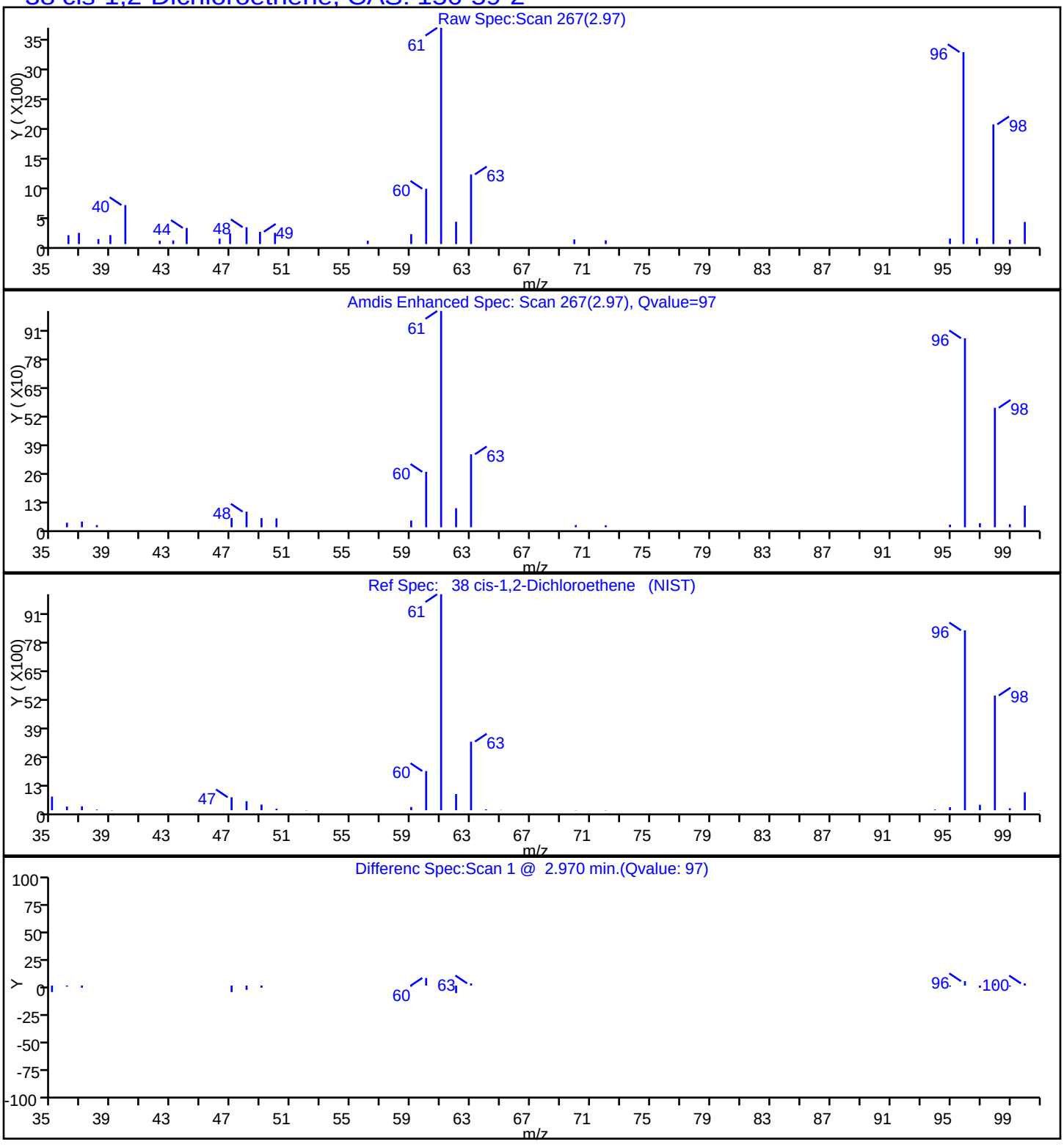

Report Date: 12-Mar-2018 13:25:38 Chrom Revision: 2.2 08-Feb-2018 13:38:42

TestAmerica Edison

Data File: \\ChromNA\Edison\ChromData\CVOAMS5\20180307-68451.b\E82033.D

Injection Date:	07-Mar-2018 14:41:30	Instrument ID:	CVOAMS5
Lims ID:	460-151079-A-2	Lab Sample ID:	460-151079-2
Client ID:	MW-1S-B		
Operator ID:		ALS Bottle#:	13 Worklist Smp#: 14
Purge Vol:	5.000 mL	Dil. Factor:	1.0000
Method:	8260W_5	Limit Group:	VOA - 8260C DKQP Water and Solid
Column:	Rtx-VMS (0.18 mm)	Detector	MS SCAN

23 Methylene Chloride, CAS: 75-09-2

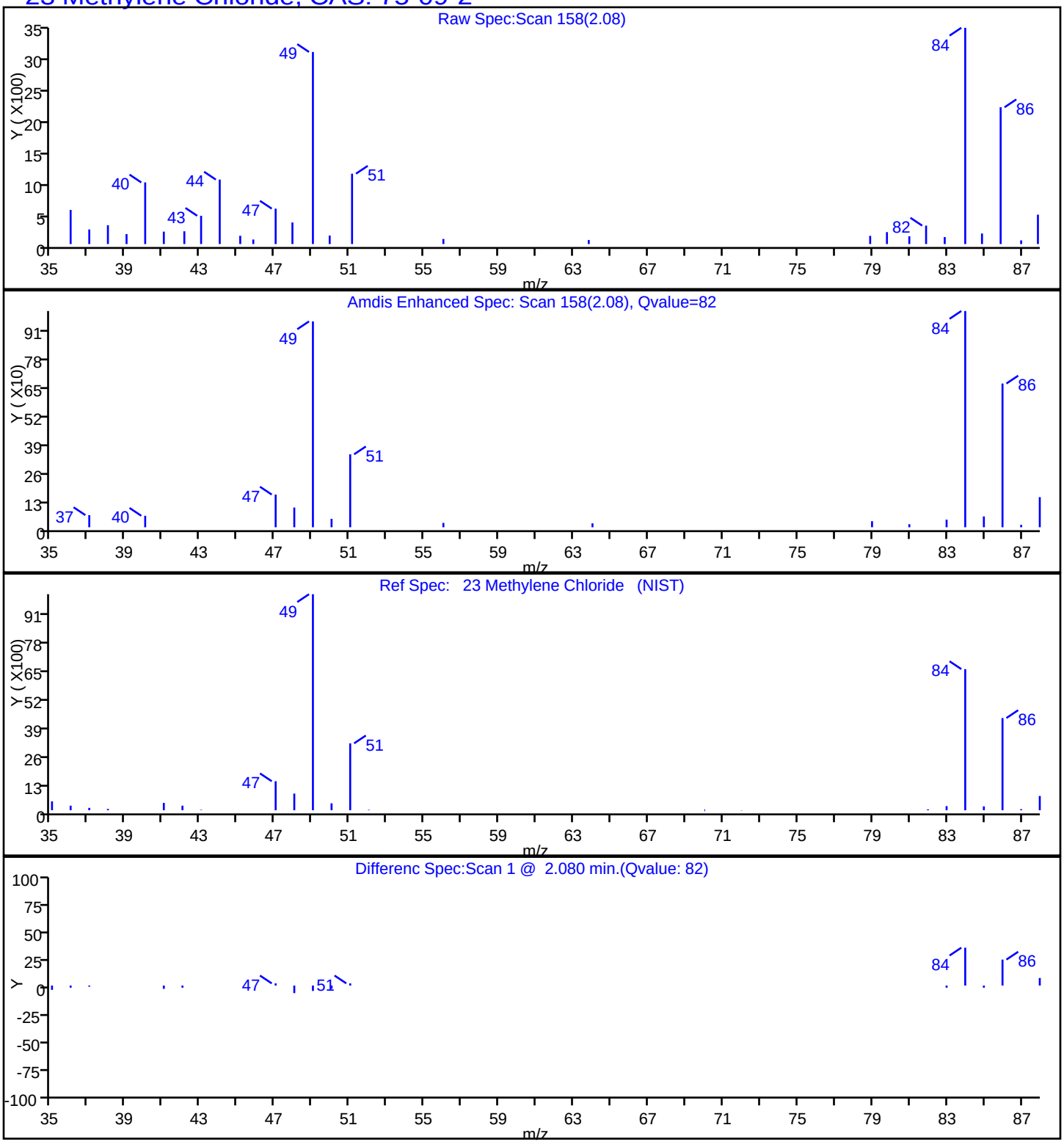

Report Date: 12-Mar-2018 13:25:39 Chrom Revision: 2.2 08-Feb-2018 13:38:42

TestAmerica Edison

Data File: \\ChromNA\Edison\ChromData\CVOAMS5\20180307-68451.b\E82033.D

Injection Date:	07-Mar-2018 14:41:30	Instrument ID:	CVOAMS5
Lims ID:	460-151079-A-2	Lab Sample ID:	460-151079-2
Client ID:	MW-1S-B		
Operator ID:		ALS Bottle#:	13 Worklist Smp#: 14
Purge Vol:	5.000 mL	Dil. Factor:	1.0000
Method:	8260W_5	Limit Group:	VOA - 8260C DKQP Water and Solid
Column:	Rtx-VMS (0.18 mm)	Detector	MS SCAN

79 Toluene, CAS: 108-88-3

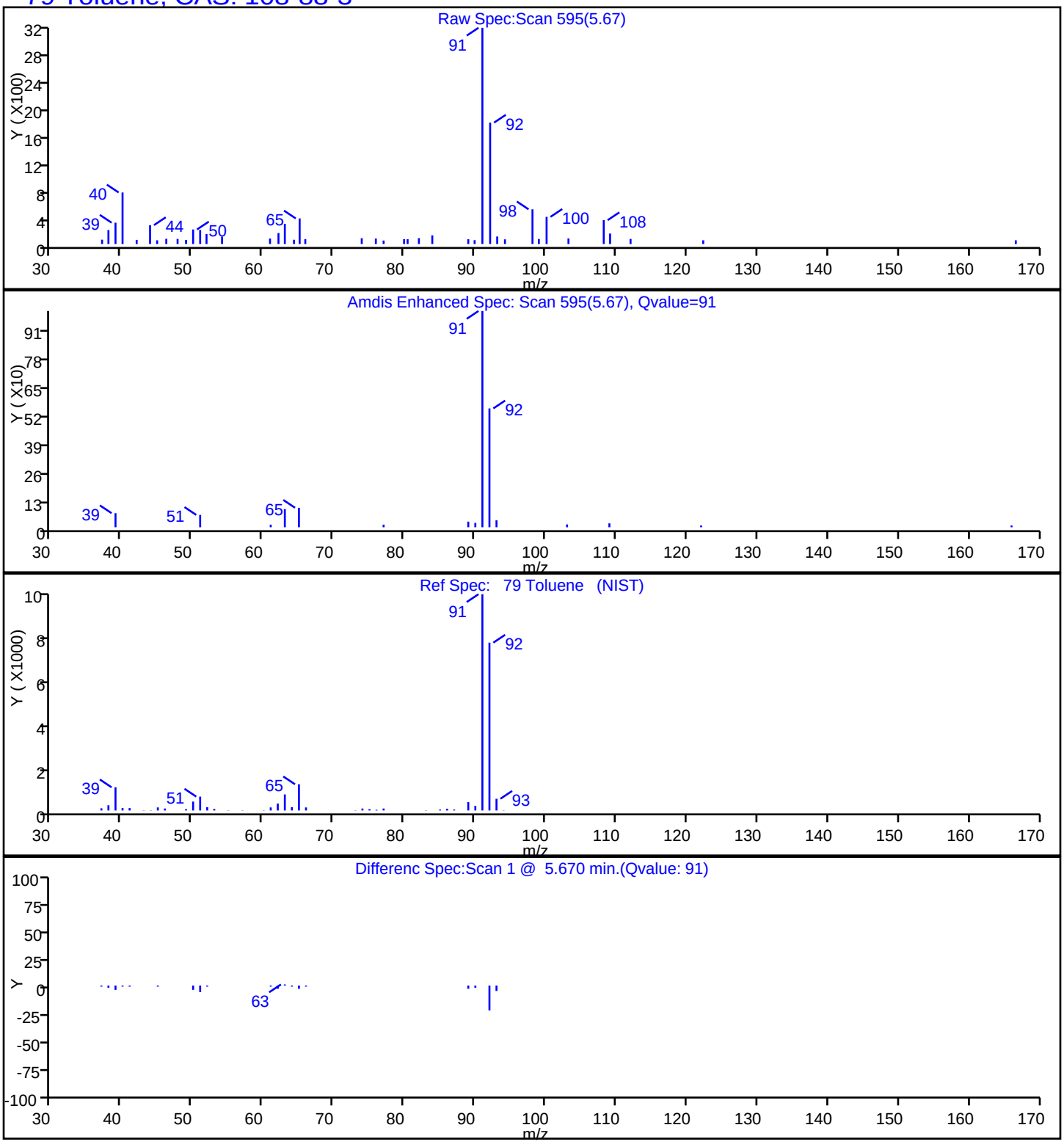

Report Date: 12-Mar-2018 13:25:39 Chrom Revision: 2.2 08-Feb-2018 13:38:42

TestAmerica Edison

Data File: \\ChromNA\Edison\ChromData\CVOAMS5\20180307-68451.b\E82033.D

Injection Date:	07-Mar-2018 14:41:30	Instrument ID:	CVOAMS5
Lims ID:	460-151079-A-2	Lab Sample ID:	460-151079-2
Client ID:	MW-1S-B		
Operator ID:		ALS Bottle#:	13 Worklist Smp#: 14
Purge Vol:	5.000 mL	Dil. Factor:	1.0000
Method:	8260W_5	Limit Group:	VOA - 8260C DKQP Water and Solid
Column:	Rtx-VMS (0.18 mm)	Detector	MS SCAN

65 Trichloroethene, CAS: 79-01-6

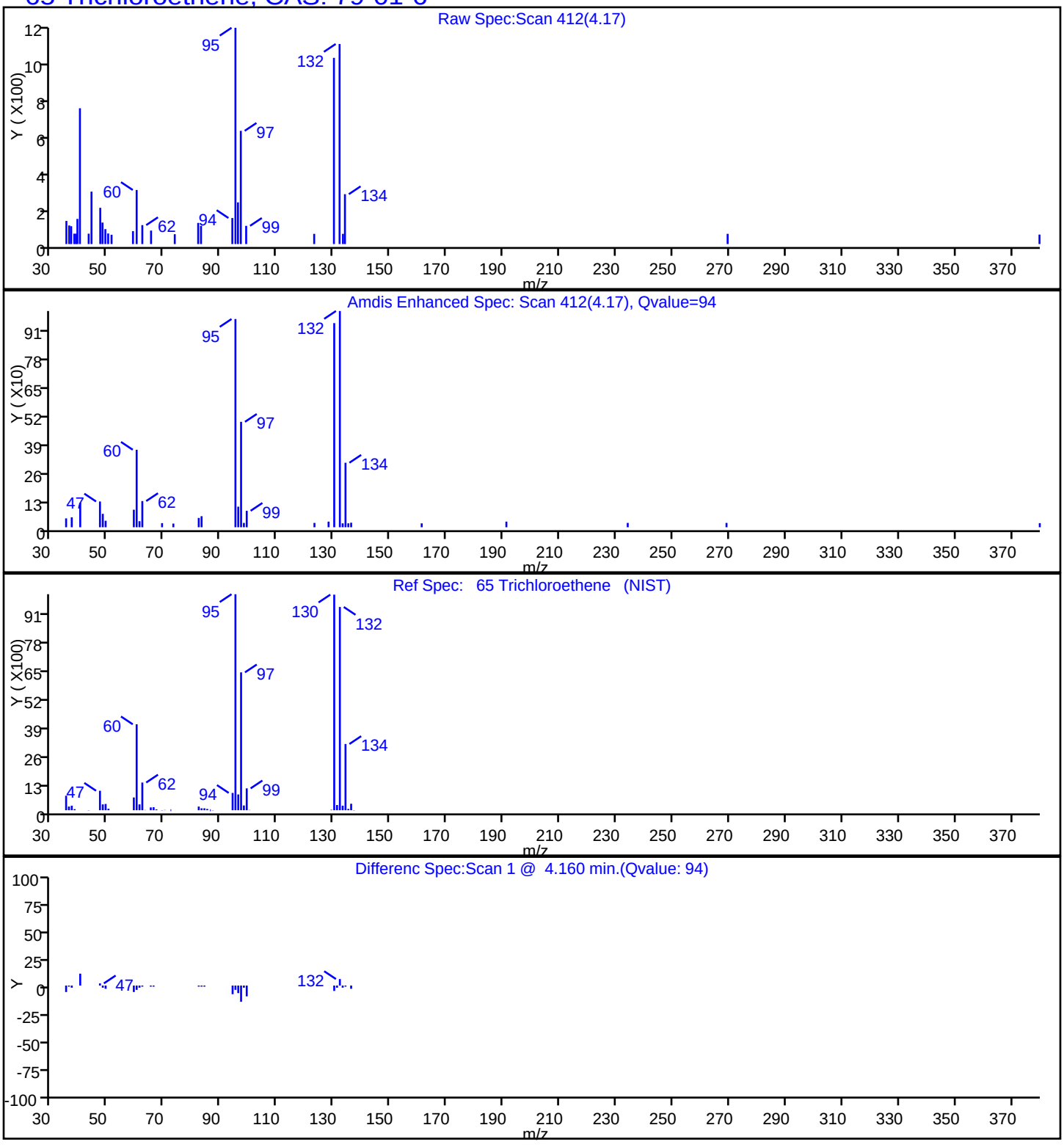

Report Date: 12-Mar-2018 13:25:38 Chrom Revision: 2.2 08-Feb-2018 13:38:42

TestAmerica Edison

Data File: \\ChromNA\Edison\ChromData\CVOAMS5\20180307-68451.b\E82033.D

Injection Date:	07-Mar-2018 14:41:30	Instrument ID:	CVOAMS5
Lims ID:	460-151079-A-2	Lab Sample ID:	460-151079-2
Client ID:	MW-1S-B		
Operator ID:		ALS Bottle#:	13 Worklist Smp#: 14
Purge Vol:	5.000 mL	Dil. Factor:	1.0000
Method:	8260W_5	Limit Group:	VOA - 8260C DKQP Water and Solid
Column:	Rtx-VMS (0.18 mm)	Detector	MS SCAN

3 Vinyl chloride, CAS: 75-01-4

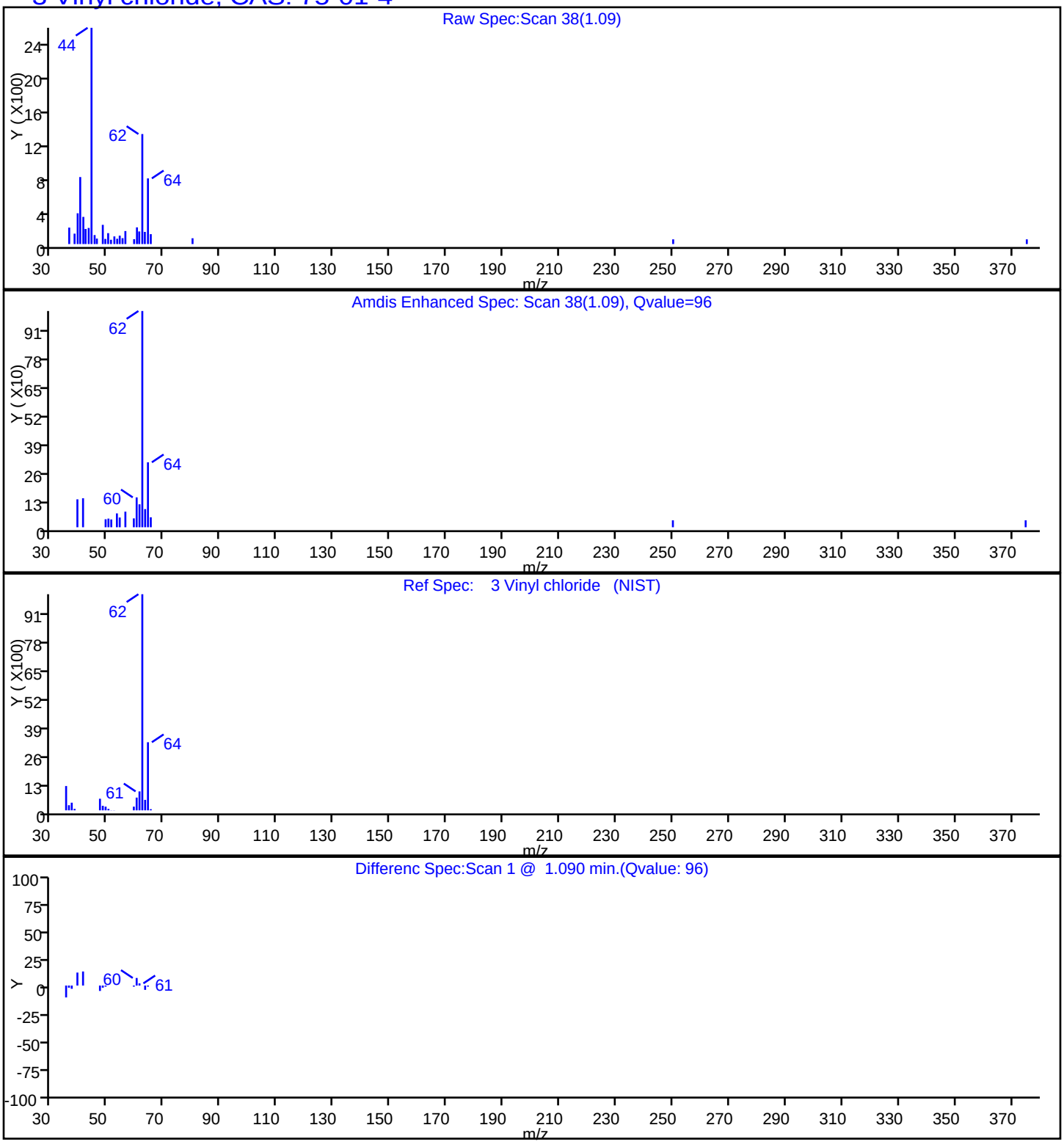

User Disabled Compound Report

TestAmerica Edison

Data File:	\\ChromNA\Edison\ChromData\CVOAMS5\20180307-68451.b\E82033.D		
Injection Date:	07-Mar-2018 14:41:30	Instrument ID:	CVOAMS5
Lims ID:	460-151079-A-2	Lab Sample ID:	460-151079-2
Client ID:	MW-1S-B		
Operator ID:		ALS Bottle#:	13 Worklist Smp#: 14
Purge Vol:	5.000 mL	Dil. Factor:	1.0000
Method:	8260W_5	Limit Group:	VOA - 8260C DKQP Water and Solid
Column:	Rtx-VMS (0.18 mm)	Detector	MS SCAN

99 Styrene, CAS: 100-42-5

Processing Results

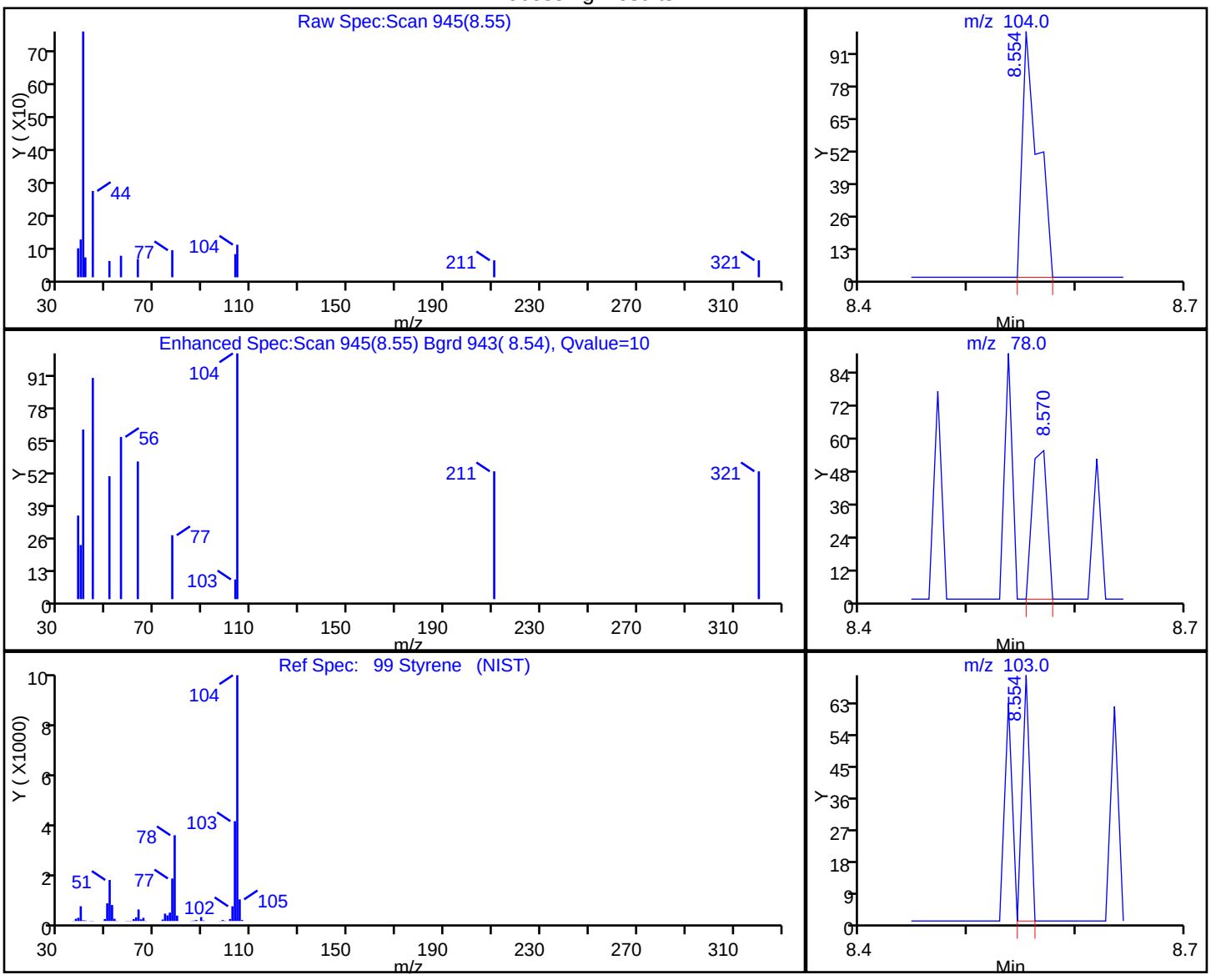

RT	Mass	Response	Amount
8.55	104.00	99	0.372866
8.57	78.00	53	
8.55	103.00	35	

Reviewer: baronm, 11-Mar-2018 22:23:19

Audit Action: Marked Compound Undetected Audit Reason: Invalid Compound ID

FORM I
GC/MS VOA ORGANICS ANALYSIS DATA SHEET

Lab Name: TestAmerica Edison | Job No.: 460-151079-1

SDG No.:

Client Sample ID: MW-1I | Lab Sample ID: 460-151079-3

Matrix: Water | Lab File ID: E82034.D

Analysis Method: 8260C | Date Collected: 02/27/2018 09:25

Sample wt/vol: 5(mL) | Date Analyzed: 03/07/2018 15:08

Soil Aliquot Vol: | Dilution Factor: 1

Soil Extract Vol.: | GC Column: Rtx-VMS ID: 0.18(mm)

% Moisture: | Level: (low/med) Low

Analysis Batch No.: 501928 | Units: ug/L

CAS NO.	COMPOUND NAME	RESULT	Q	RL	MDL
71-55-6	1,1,1-Trichloroethane	0.28	U	1.0	0.28
79-34-5	1,1,2,2-Tetrachloroethane	0.19	U	1.0	0.19
79-00-5	1,1,2-Trichloroethane	0.080	U	1.0	0.080
75-34-3	1,1-Dichloroethane	0.24	U	1.0	0.24
75-35-4	1,1-Dichloroethene	0.34	U	1.0	0.34
87-61-6	1,2,3-Trichlorobenzene	0.35	U	1.0	0.35
120-82-1	1,2,4-Trichlorobenzene	0.27	U	1.0	0.27
96-12-8	1,2-Dibromo-3-Chloropropane	0.23	U	1.0	0.23
106-93-4	1,2-Dibromoethane	0.19	U	1.0	0.19
95-50-1	1,2-Dichlorobenzene	0.22	U	1.0	0.22
107-06-2	1,2-Dichloroethane	0.25	U	1.0	0.25
78-87-5	1,2-Dichloropropane	0.18	U	1.0	0.18
541-73-1	1,3-Dichlorobenzene	0.33	U	1.0	0.33
106-46-7	1,4-Dichlorobenzene	0.33	U	1.0	0.33
123-91-1	1,4-Dioxane	8.7	U	50	8.7
78-93-3	2-Butanone	2.2	U	5.0	2.2
591-78-6	2-Hexanone	0.72	U	5.0	0.72
108-10-1	4-Methyl-2-pentanone	0.63	U	5.0	0.63
67-64-1	Acetone	4.5	J	5.0	1.1
71-43-2	Benzene	0.090	U	1.0	0.090
74-97-5	Bromochloromethane	0.30	U	1.0	0.30
75-27-4	Bromodichloromethane	0.15	U	1.0	0.15
75-25-2	Bromoform	0.18	U	1.0	0.18
74-83-9	Bromomethane	0.18	U	1.0	0.18
75-15-0	Carbon disulfide	0.22	U	1.0	0.22
56-23-5	Carbon tetrachloride	0.33	U	1.0	0.33
108-90-7	Chlorobenzene	0.24	U	1.0	0.24
75-00-3	Chloroethane	0.37	U	1.0	0.37
67-66-3	Chloroform	0.22	U	1.0	0.22
74-87-3	Chloromethane	0.22	U	1.0	0.22
156-59-2	cis-1,2-Dichloroethene	0.26	U	1.0	0.26
10061-01-5	cis-1,3-Dichloropropene	0.16	U	1.0	0.16
110-82-7	Cyclohexane	0.26	U	1.0	0.26
124-48-1	Dibromochloromethane	0.22	U	1.0	0.22
75-71-8	Dichlorodifluoromethane	0.14	U	1.0	0.14
100-41-4	Ethylbenzene	0.30	U	1.0	0.30

FORM I
GC/MS VOA ORGANICS ANALYSIS DATA SHEET

Lab Name: TestAmerica Edison | Job No.: 460-151079-1

SDG No.:

Client Sample ID: MW-1I | Lab Sample ID: 460-151079-3

Matrix: Water | Lab File ID: E82034.D

Analysis Method: 8260C | Date Collected: 02/27/2018 09:25

Sample wt/vol: 5(mL) | Date Analyzed: 03/07/2018 15:08

Soil Aliquot Vol: | Dilution Factor: 1

Soil Extract Vol.: | GC Column: Rtx-VMS ID: 0.18(mm)

% Moisture: | Level: (low/med) Low

Analysis Batch No.: 501928 | Units: ug/L

CAS NO.	COMPOUND NAME	RESULT	Q	RL	MDL
76-13-1	Freon TF	0.34	U	1.0	0.34
98-82-8	Isopropylbenzene	0.32	U	1.0	0.32
179601-23-1	m&p-Xylene	0.28	U	1.0	0.28
79-20-9	Methyl acetate	0.58	U	5.0	0.58
108-87-2	Methylcyclohexane	0.22	U	1.0	0.22
75-09-2	Methylene Chloride	0.69	J	1.0	0.21
1634-04-4	MTBE	0.13	U	1.0	0.13
95-47-6	o-Xylene	0.32	U	1.0	0.32
100-42-5	Styrene	0.17	U	1.0	0.17
127-18-4	Tetrachloroethene	0.12	U	1.0	0.12
108-88-3	Toluene	0.25	U	1.0	0.25
156-60-5	trans-1,2-Dichloroethene	0.18	U	1.0	0.18
10061-02-6	trans-1,3-Dichloropropene	0.19	U	1.0	0.19
79-01-6	Trichloroethene	2.7		1.0	0.22
75-69-4	Trichlorofluoromethane	0.15	U	1.0	0.15
75-01-4	Vinyl chloride	0.060	U	1.0	0.060

CAS NO.	SURROGATE	%REC	Q	LIMITS
17060-07-0	1,2-Dichloroethane-d4 (Surr)	104		70-130
460-00-4	Bromofluorobenzene	88		70-130
1868-53-7	Dibromofluoromethane (Surr)	104		70-130
2037-26-5	Toluene-d8 (Surr)	103		70-130

FORM I
GC/MS VOA ORGANICS ANALYSIS DATA SHEET
TENTATIVELY IDENTIFIED COMPOUNDS

Lab Name: TestAmerica Edison | Job No.: 460-151079-1

SDG No.:

Client Sample ID: MW-1I | Lab Sample ID: 460-151079-3

Matrix: Water | Lab File ID: E82034.D

Analysis Method: 8260C | Date Collected: 02/27/2018 09:25

Sample wt/vol: 5(mL) | Date Analyzed: 03/07/2018 15:08

Soil Aliquot Vol: | Dilution Factor: 1

Soil Extract Vol.: | GC Column: Rtx-VMS ID: 0.18(mm)

% Moisture: | Level: (low/med) Low

Analysis Batch No.: 501928 | Units: ug/L

Number TICs Found: 0 | TIC Result Total: 0

CAS NO.	COMPOUND NAME	RT	RESULT	Q	MATCH QUALITY
	Tentatively Identified Compound		None		

TestAmerica Edison
Target Compound Quantitation Report

Data File: \\ChromNA\Edison\ChromData\CVOAMS5\20180307-68451.b\E82034.D
Lims ID: 460-151079-A-3
Client ID: MW-1I
Sample Type: Client
Inject. Date: 07-Mar-2018 15:08:30 ALS Bottle#: 14 Worklist Smp#: 15
Purge Vol: 5.000 mL Dil. Factor: 1.0000
Sample Info: 460-151079-A-3
Misc. Info.: 460-0068451-015
Operator ID: Instrument ID: CVOAMS5

Method: \\ChromNA\Edison\ChromData\CVOAMS5\20180307-68451.b\8260W_5.m
Limit Group: VOA - 8260C DKQP Water and Solid
Last Update: 12-Mar-2018 13:22:53 Calib Date: 06-Mar-2018 08:33:30
Integrator: RTE ID Type: Deconvolution ID
Quant Method: Internal Standard Quant By: Initial Calibration
Last ICal File: \\ChromNA\Edison\ChromData\CVOAMS5\20180306-68384.b\E81978.D

Column 1 : Rtx-VMS (0.18 mm) Det: MS SCAN
Process Host: XAWRK011

First Level Reviewer: tupayachia Date: 08-Mar-2018 09:06:40

Compound	Sig	RT (min.)	Exp RT (min.)	Dlt RT (min.)	Q	Response	OnCol Amt ug/l	Flags
23 Methylene Chloride	84	2.077	2.077	0.000	84	4394	0.6929	
24 Acetone	58	2.109	2.109	0.000	80	636	4.54	
* 29 TBA-d9 (IS)	65	2.274	2.274	0.000	91	70234	1000.0	
$ 47 Dibromofluoromethane (Surr	113	3.327	3.327	0.000	96	114609	51.8	
* 49 2-Butanone-d5	46	3.402	3.402	0.000	99	117344	250.0	
$ 57 1,2-Dichloroethane-d4 (Sur	65	3.764	3.764	0.000	97	113685	52.2	
* 61 Fluorobenzene	96	4.011	4.011	0.000	99	418563	50.0	
65 Trichloroethene	95	4.159	4.159	0.000	92	7420	2.70	
* 72 1,4-Dioxane-d8	96	4.932	4.941	-0.008	96	11366	1000.0	
$ 78 Toluene-d8 (Surr)	98	5.615	5.615	0.000	99	442536	51.5	
* 92 Chlorobenzene-d5	117	7.541	7.541	0.000	85	354863	50.0	
$ 103 4-Bromofluorobenzene	174	9.343	9.335	0.008	93	111250	43.9	
* 119 1,4-Dichlorobenzene-d4	152	11.121	11.121	0.000	94	177958	50.0	

Reagents:

8260SURR250_00169 Amount Added: 1.00 Units: uL Run Reagent
8260ISNEW_00119 Amount Added: 1.00 Units: uL Run Reagent

Report Date: 12-Mar-2018 13:25:40 Chrom Revision: 2.2 08-Feb-2018 13:38:42

TestAmerica Edison

Data File: \\ChromNA\Edison\ChromData\CVOAMS5\20180307-68451.b\E82034.D

Injection Date:	07-Mar-2018 15:08:30	Instrument ID:	CVOAMS5	Operator ID:	
Lims ID:	460-151079-A-3	Lab Sample ID:	460-151079-3	Worklist Smp#:	15
Client ID:	MW-1I				
Purge Vol:	5.000 mL	Dil. Factor:	1.0000	ALS Bottle#:	14
Method:	8260W_5	Limit Group:	VOA - 8260C DKQP Water and Solid		

Column: Rtx-VMS (0.18 mm)

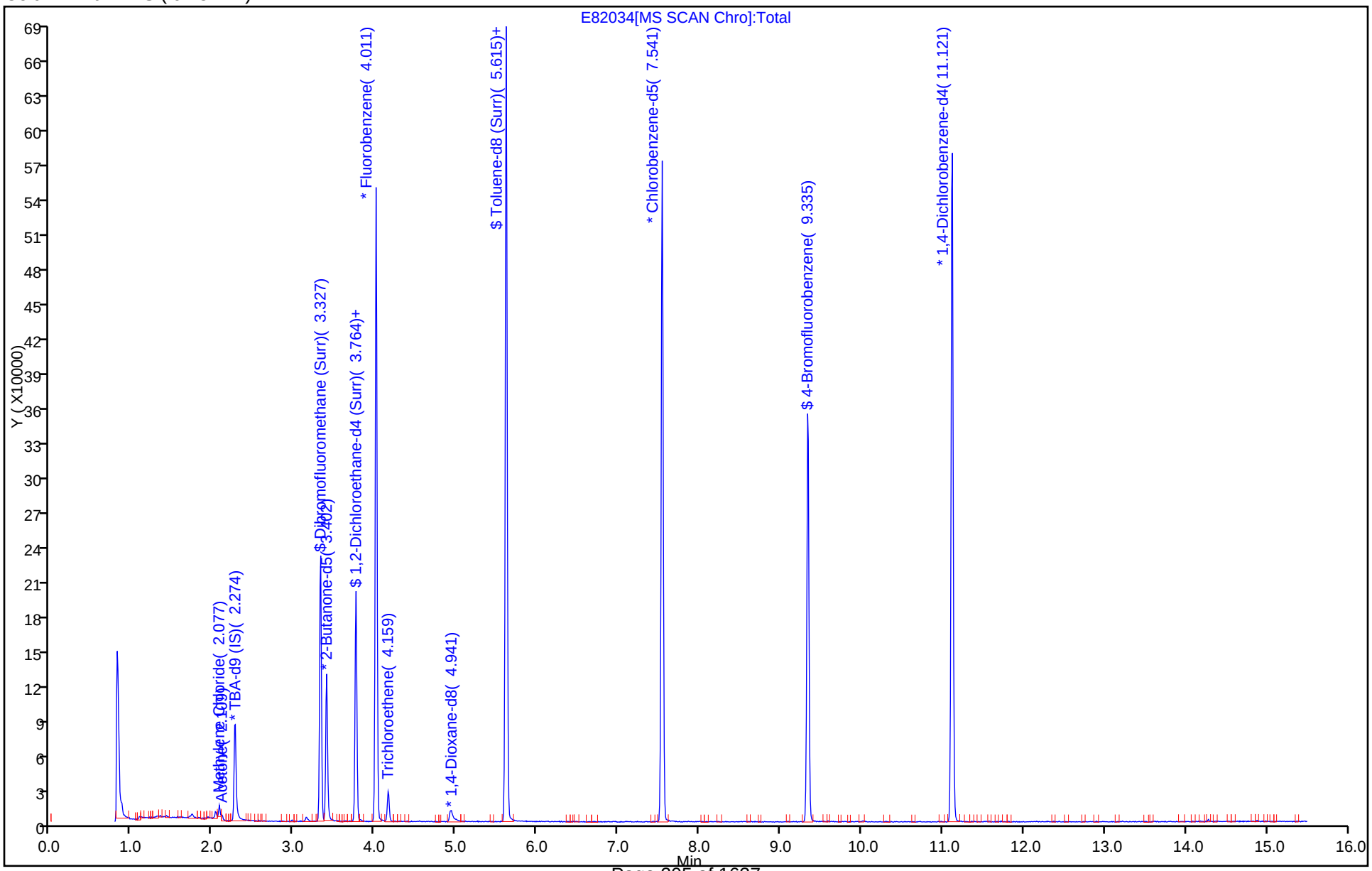

Report Date: 12-Mar-2018 13:25:40 Chrom Revision: 2.2 08-Feb-2018 13:38:42

TestAmerica Edison

Data File: \\ChromNA\Edison\ChromData\CVOAMS5\20180307-68451.b\E82034.D

Injection Date:	07-Mar-2018 15:08:30	Instrument ID:	CVOAMS5
Lims ID:	460-151079-A-3	Lab Sample ID:	460-151079-3
Client ID:	MW-1I		
Operator ID:		ALS Bottle#:	14 Worklist Smp#: 15
Purge Vol:	5.000 mL	Dil. Factor:	1.0000
Method:	8260W_5	Limit Group:	VOA - 8260C DKQP Water and Solid
Column:	Rtx-VMS (0.18 mm)	Detector	MS SCAN

24 Acetone, CAS: 67-64-1

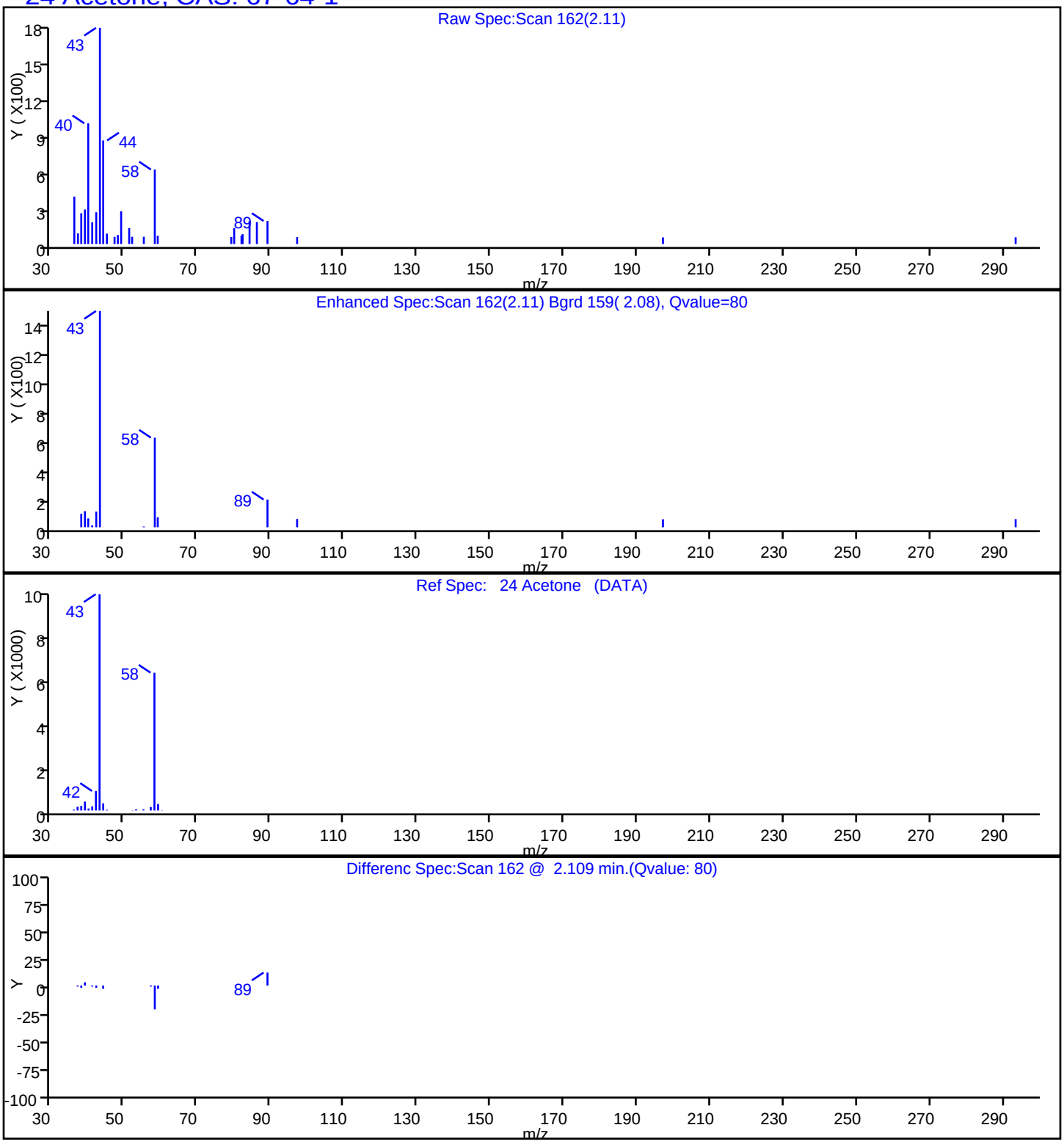

Report Date: 12-Mar-2018 13:25:40 Chrom Revision: 2.2 08-Feb-2018 13:38:42

TestAmerica Edison

Data File: \\ChromNA\Edison\ChromData\CVOAMS5\20180307-68451.b\E82034.D

Injection Date:	07-Mar-2018 15:08:30	Instrument ID:	CVOAMS5
Lims ID:	460-151079-A-3	Lab Sample ID:	460-151079-3
Client ID:	MW-1I		
Operator ID:		ALS Bottle#:	14 Worklist Smp#: 15
Purge Vol:	5.000 mL	Dil. Factor:	1.0000
Method:	8260W_5	Limit Group:	VOA - 8260C DKQP Water and Solid
Column:	Rtx-VMS (0.18 mm)	Detector	MS SCAN

23 Methylene Chloride, CAS: 75-09-2

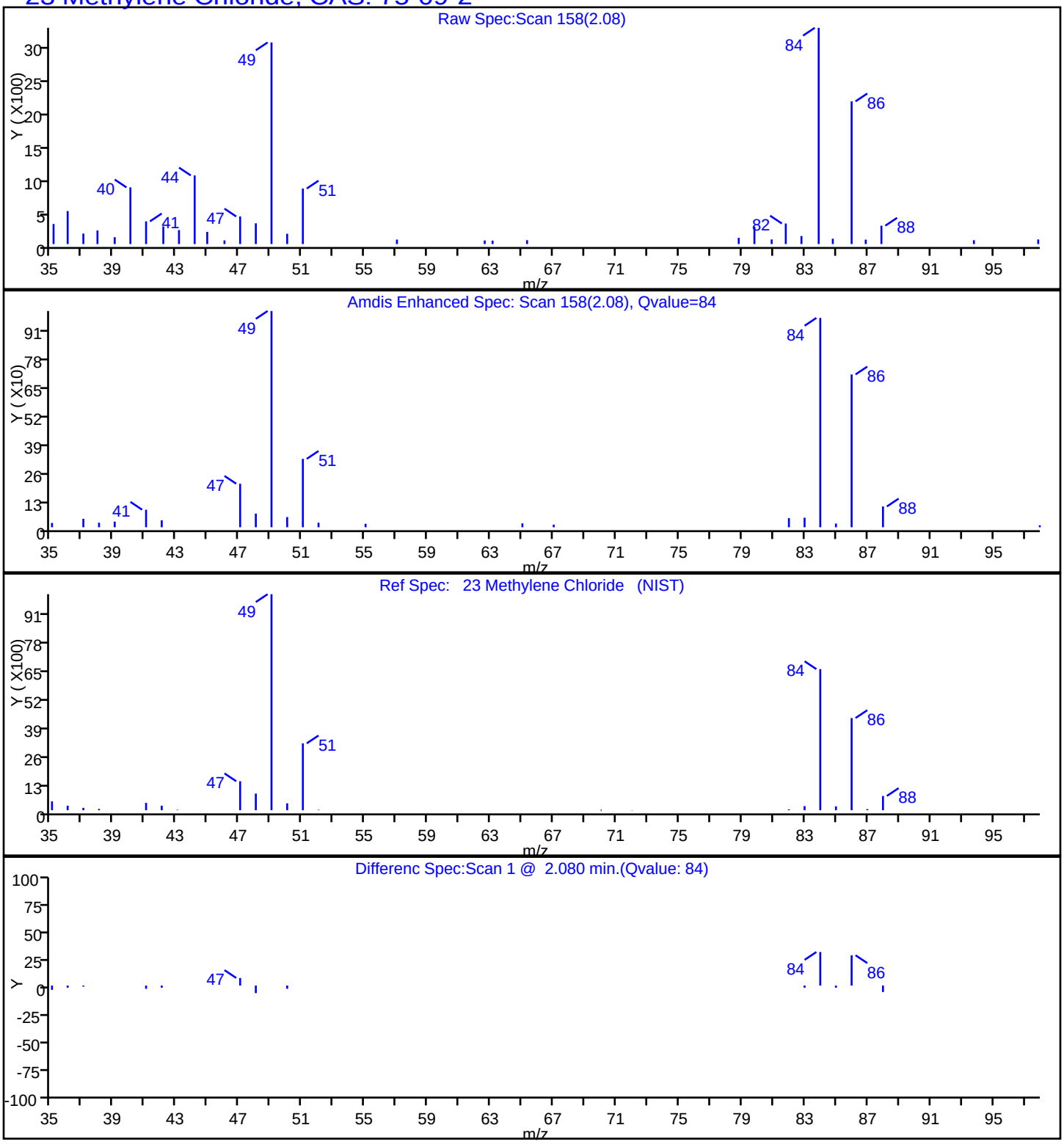

Report Date: 12-Mar-2018 13:25:40 Chrom Revision: 2.2 08-Feb-2018 13:38:42

TestAmerica Edison

Data File: \\ChromNA\Edison\ChromData\CVOAMS5\20180307-68451.b\E82034.D

Injection Date:	07-Mar-2018 15:08:30	Instrument ID:	CVOAMS5
Lims ID:	460-151079-A-3	Lab Sample ID:	460-151079-3
Client ID:	MW-1I		
Operator ID:		ALS Bottle#:	14 Worklist Smp#: 15
Purge Vol:	5.000 mL	Dil. Factor:	1.0000
Method:	8260W_5	Limit Group:	VOA - 8260C DKQP Water and Solid
Column:	Rtx-VMS (0.18 mm)	Detector	MS SCAN

65 Trichloroethene, CAS: 79-01-6

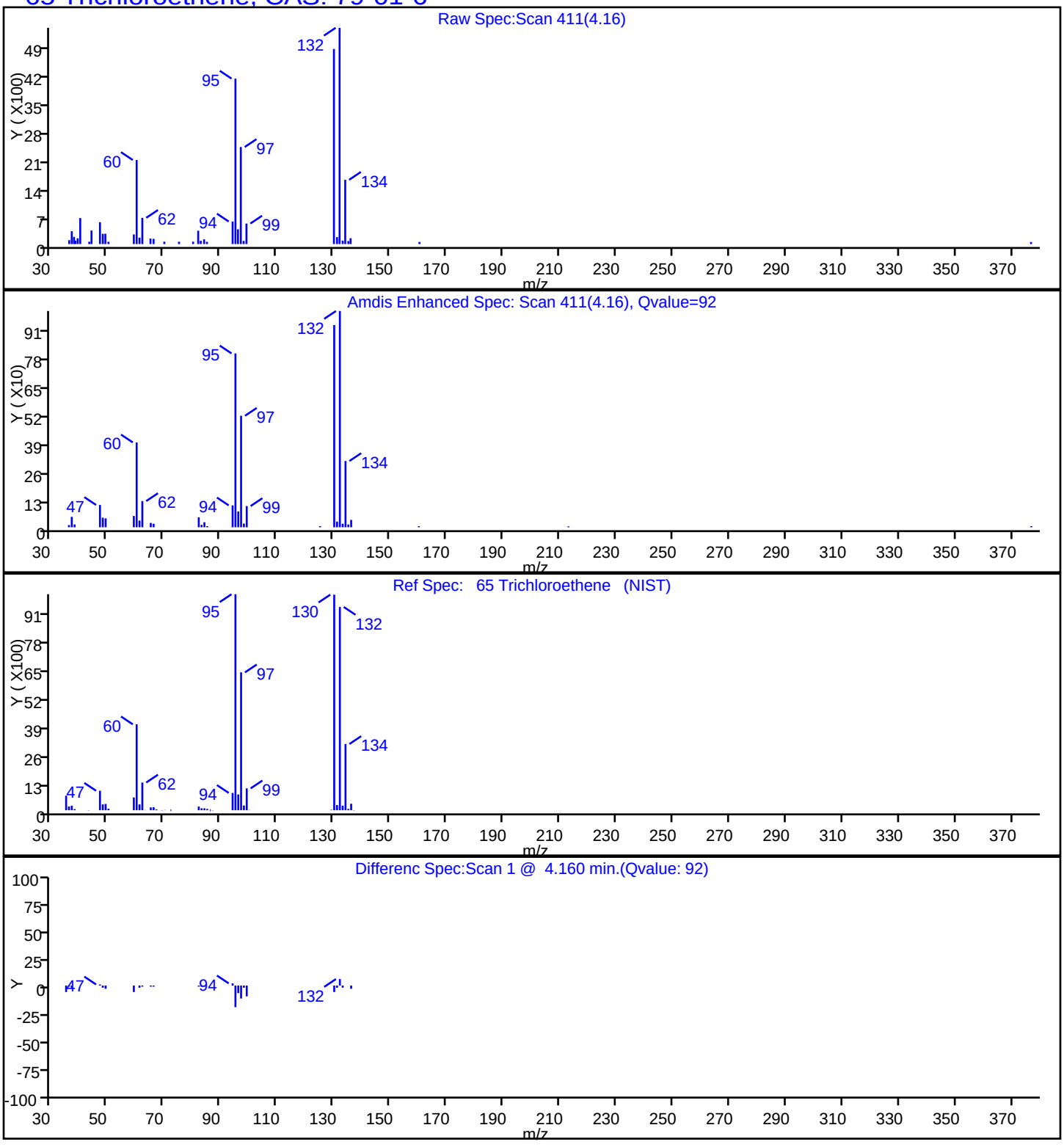

FORM I
GC/MS VOA ORGANICS ANALYSIS DATA SHEET

Lab Name: TestAmerica Edison | Job No.: 460-151079-1

SDG No.:

Client Sample ID: MW-2D | Lab Sample ID: 460-151079-4

Matrix: Water | Lab File ID: E82035.D

Analysis Method: 8260C | Date Collected: 02/27/2018 11:40

Sample wt/vol: 5(mL) | Date Analyzed: 03/07/2018 15:34

Soil Aliquot Vol: | Dilution Factor: 1

Soil Extract Vol.: | GC Column: Rtx-VMS ID: 0.18(mm)

% Moisture: | Level: (low/med) Low

Analysis Batch No.: 501928 | Units: ug/L

CAS NO.	COMPOUND NAME	RESULT	Q	RL	MDL
71-55-6	1,1,1-Trichloroethane	0.28	U	1.0	0.28
79-34-5	1,1,2,2-Tetrachloroethane	0.19	U	1.0	0.19
79-00-5	1,1,2-Trichloroethane	0.080	U	1.0	0.080
75-34-3	1,1-Dichloroethane	0.24	U	1.0	0.24
75-35-4	1,1-Dichloroethene	0.34	U	1.0	0.34
87-61-6	1,2,3-Trichlorobenzene	0.35	U	1.0	0.35
120-82-1	1,2,4-Trichlorobenzene	0.27	U	1.0	0.27
96-12-8	1,2-Dibromo-3-Chloropropane	0.23	U	1.0	0.23
106-93-4	1,2-Dibromoethane	0.19	U	1.0	0.19
95-50-1	1,2-Dichlorobenzene	0.22	U	1.0	0.22
107-06-2	1,2-Dichloroethane	0.25	U	1.0	0.25
78-87-5	1,2-Dichloropropane	0.18	U	1.0	0.18
541-73-1	1,3-Dichlorobenzene	0.33	U	1.0	0.33
106-46-7	1,4-Dichlorobenzene	0.33	U	1.0	0.33
123-91-1	1,4-Dioxane	8.7	U	50	8.7
78-93-3	2-Butanone	2.2	U	5.0	2.2
591-78-6	2-Hexanone	0.72	U	5.0	0.72
108-10-1	4-Methyl-2-pentanone	0.63	U	5.0	0.63
67-64-1	Acetone	4.5	J	5.0	1.1
71-43-2	Benzene	0.090	U	1.0	0.090
74-97-5	Bromochloromethane	0.30	U	1.0	0.30
75-27-4	Bromodichloromethane	0.15	U	1.0	0.15
75-25-2	Bromoform	0.18	U	1.0	0.18
74-83-9	Bromomethane	0.18	U	1.0	0.18
75-15-0	Carbon disulfide	0.22	U	1.0	0.22
56-23-5	Carbon tetrachloride	0.33	U	1.0	0.33
108-90-7	Chlorobenzene	0.24	U	1.0	0.24
75-00-3	Chloroethane	0.37	U	1.0	0.37
67-66-3	Chloroform	0.22	U	1.0	0.22
74-87-3	Chloromethane	0.22	U	1.0	0.22
156-59-2	cis-1,2-Dichloroethene	0.26	U	1.0	0.26
10061-01-5	cis-1,3-Dichloropropene	0.16	U	1.0	0.16
110-82-7	Cyclohexane	0.26	U	1.0	0.26
124-48-1	Dibromochloromethane	0.22	U	1.0	0.22
75-71-8	Dichlorodifluoromethane	0.14	U	1.0	0.14
100-41-4	Ethylbenzene	0.30	U	1.0	0.30

FORM I
GC/MS VOA ORGANICS ANALYSIS DATA SHEET

Lab Name: TestAmerica Edison | Job No.: 460-151079-1

SDG No.:

Client Sample ID: MW-2D | Lab Sample ID: 460-151079-4

Matrix: Water | Lab File ID: E82035.D

Analysis Method: 8260C | Date Collected: 02/27/2018 11:40

Sample wt/vol: 5(mL) | Date Analyzed: 03/07/2018 15:34

Soil Aliquot Vol: | Dilution Factor: 1

Soil Extract Vol.: | GC Column: Rtx-VMS ID: 0.18(mm)

% Moisture: | Level: (low/med) Low

Analysis Batch No.: 501928 | Units: ug/L

CAS NO.	COMPOUND NAME	RESULT	Q	RL	MDL
76-13-1	Freon TF	0.34	U	1.0	0.34
98-82-8	Isopropylbenzene	0.32	U	1.0	0.32
179601-23-1	m&p-Xylene	0.28	U	1.0	0.28
79-20-9	Methyl acetate	0.58	U	5.0	0.58
108-87-2	Methylcyclohexane	0.22	U	1.0	0.22
75-09-2	Methylene Chloride	0.48	J	1.0	0.21
1634-04-4	MTBE	0.13	U	1.0	0.13
95-47-6	o-Xylene	0.32	U	1.0	0.32
100-42-5	Styrene	0.17	U	1.0	0.17
127-18-4	Tetrachloroethene	0.12	U	1.0	0.12
108-88-3	Toluene	0.25	U	1.0	0.25
156-60-5	trans-1,2-Dichloroethene	0.18	U	1.0	0.18
10061-02-6	trans-1,3-Dichloropropene	0.19	U	1.0	0.19
79-01-6	Trichloroethene	0.22	U	1.0	0.22
75-69-4	Trichlorofluoromethane	0.15	U	1.0	0.15
75-01-4	Vinyl chloride	0.060	U	1.0	0.060

CAS NO.	SURROGATE	%REC	Q	LIMITS
17060-07-0	1,2-Dichloroethane-d4 (Surr)	106		70-130
460-00-4	Bromofluorobenzene	89		70-130
1868-53-7	Dibromofluoromethane (Surr)	101		70-130
2037-26-5	Toluene-d8 (Surr)	104		70-130

FORM I
GC/MS VOA ORGANICS ANALYSIS DATA SHEET
TENTATIVELY IDENTIFIED COMPOUNDS

Lab Name: TestAmerica Edison | Job No.: 460-151079-1

SDG No.:

Client Sample ID: MW-2D | Lab Sample ID: 460-151079-4

Matrix: Water | Lab File ID: E82035.D

Analysis Method: 8260C | Date Collected: 02/27/2018 11:40

Sample wt/vol: 5(mL) | Date Analyzed: 03/07/2018 15:34

Soil Aliquot Vol: | Dilution Factor: 1

Soil Extract Vol.: | GC Column: Rtx-VMS ID: 0.18(mm)

% Moisture: | Level: (low/med) Low

Analysis Batch No.: 501928 | Units: ug/L

Number TICs Found: 0 | TIC Result Total: 0

CAS NO.	COMPOUND NAME	RT	RESULT	Q	MATCH QUALITY
	Tentatively Identified Compound		None		

TestAmerica Edison
Target Compound Quantitation Report

Data File: \\ChromNA\Edison\ChromData\CVOAMS5\20180307-68451.b\E82035.D
Lims ID: 460-151079-A-4
Client ID: MW-2D
Sample Type: Client
Inject. Date: 07-Mar-2018 15:34:30 ALS Bottle#: 15 Worklist Smp#: 16
Purge Vol: 5.000 mL Dil. Factor: 1.0000
Sample Info: 460-151079-A-4
Misc. Info.: 460-0068451-016
Operator ID: Instrument ID: CVOAMS5

Method: \\ChromNA\Edison\ChromData\CVOAMS5\20180307-68451.b\8260W_5.m
Limit Group: VOA - 8260C DKQP Water and Solid
Last Update: 12-Mar-2018 13:22:53 Calib Date: 06-Mar-2018 08:33:30
Integrator: RTE ID Type: Deconvolution ID
Quant Method: Internal Standard Quant By: Initial Calibration
Last ICal File: \\ChromNA\Edison\ChromData\CVOAMS5\20180306-68384.b\E81978.D

Column 1 : Rtx-VMS (0.18 mm) Det: MS SCAN
Process Host: XAWRK011

First Level Reviewer: tupayachia Date: 08-Mar-2018 09:07:02

Compound	Sig	RT (min.)	Exp RT (min.)	Dlt RT (min.)	Q	Response	OnCol Amt ug/l	Flags
23 Methylene Chloride	84	2.077	2.077	0.000	89	3702	0.4802	
24 Acetone	58	2.110	2.109	0.001	49	631	4.46	
* 29 TBA-d9 (IS)	65	2.274	2.274	0.000	91	71223	1000.0	
$ 47 Dibromofluoromethane (Surr	113	3.328	3.327	0.001	96	112399	50.7	
* 49 2-Butanone-d5	46	3.402	3.402	0.000	99	118416	250.0	
$ 57 1,2-Dichloroethane-d4 (Sur	65	3.764	3.764	0.000	97	115472	52.9	
* 61 Fluorobenzene	96	4.011	4.011	0.000	99	419717	50.0	
* 72 1,4-Dioxane-d8	96	4.932	4.941	-0.008	96	9970	1000.0	
$ 78 Toluene-d8 (Surr)	98	5.615	5.615	0.000	99	441244	51.9	
* 92 Chlorobenzene-d5	117	7.541	7.541	0.000	85	350822	50.0	
$ 103 4-Bromofluorobenzene	174	9.343	9.335	0.008	94	111773	44.6	
* 119 1,4-Dichlorobenzene-d4	152	11.121	11.121	0.000	95	177377	50.0	

Reagents:

8260SURR250_00169 Amount Added: 1.00 Units: uL Run Reagent
8260ISNEW_00119 Amount Added: 1.00 Units: uL Run Reagent

Report Date: 12-Mar-2018 13:25:41 Chrom Revision: 2.2 08-Feb-2018 13:38:42

TestAmerica Edison

Data File: \\ChromNA\Edison\ChromData\CVOAMS5\20180307-68451.b\E82035.D

Injection Date:	07-Mar-2018 15:34:30	Instrument ID:	CVOAMS5	Operator ID:	
Lims ID:	460-151079-A-4	Lab Sample ID:	460-151079-4	Worklist Smp#:	16
Client ID:	MW-2D				
Purge Vol:	5.000 mL	Dil. Factor:	1.0000	ALS Bottle#:	15
Method:	8260W_5	Limit Group:	VOA - 8260C DKQP Water and Solid		

Column: Rtx-VMS (0.18 mm)

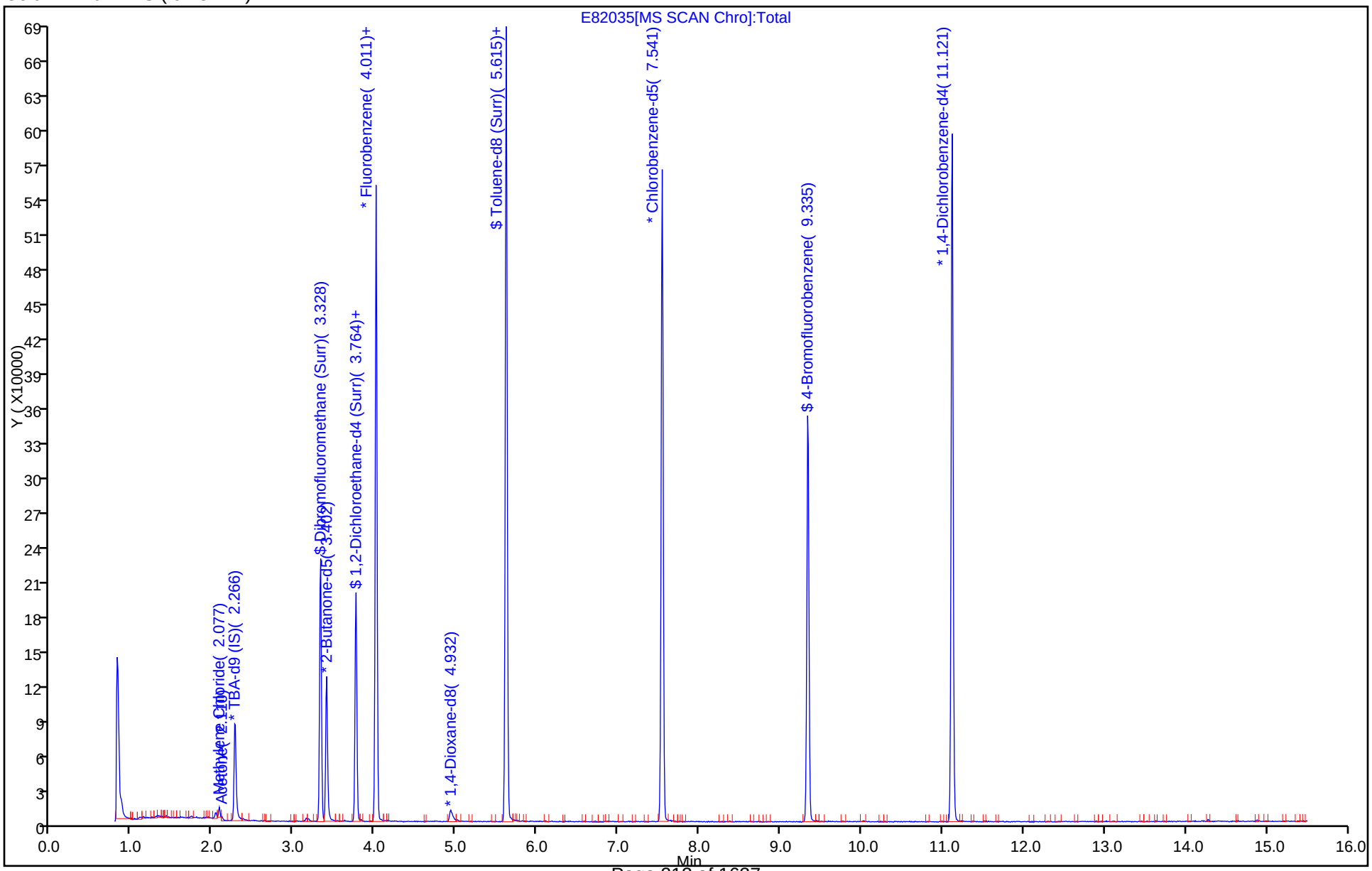

Report Date: 12-Mar-2018 13:25:42 Chrom Revision: 2.2 08-Feb-2018 13:38:42

TestAmerica Edison

Data File: \\ChromNA\Edison\ChromData\CVOAMS5\20180307-68451.b\E82035.D

Injection Date:	07-Mar-2018 15:34:30	Instrument ID:	CVOAMS5
Lims ID:	460-151079-A-4	Lab Sample ID:	460-151079-4
Client ID:	MW-2D		
Operator ID:		ALS Bottle#:	15 Worklist Smp#: 16
Purge Vol:	5.000 mL	Dil. Factor:	1.0000
Method:	8260W_5	Limit Group:	VOA - 8260C DKQP Water and Solid
Column:	Rtx-VMS (0.18 mm)	Detector	MS SCAN

24 Acetone, CAS: 67-64-1

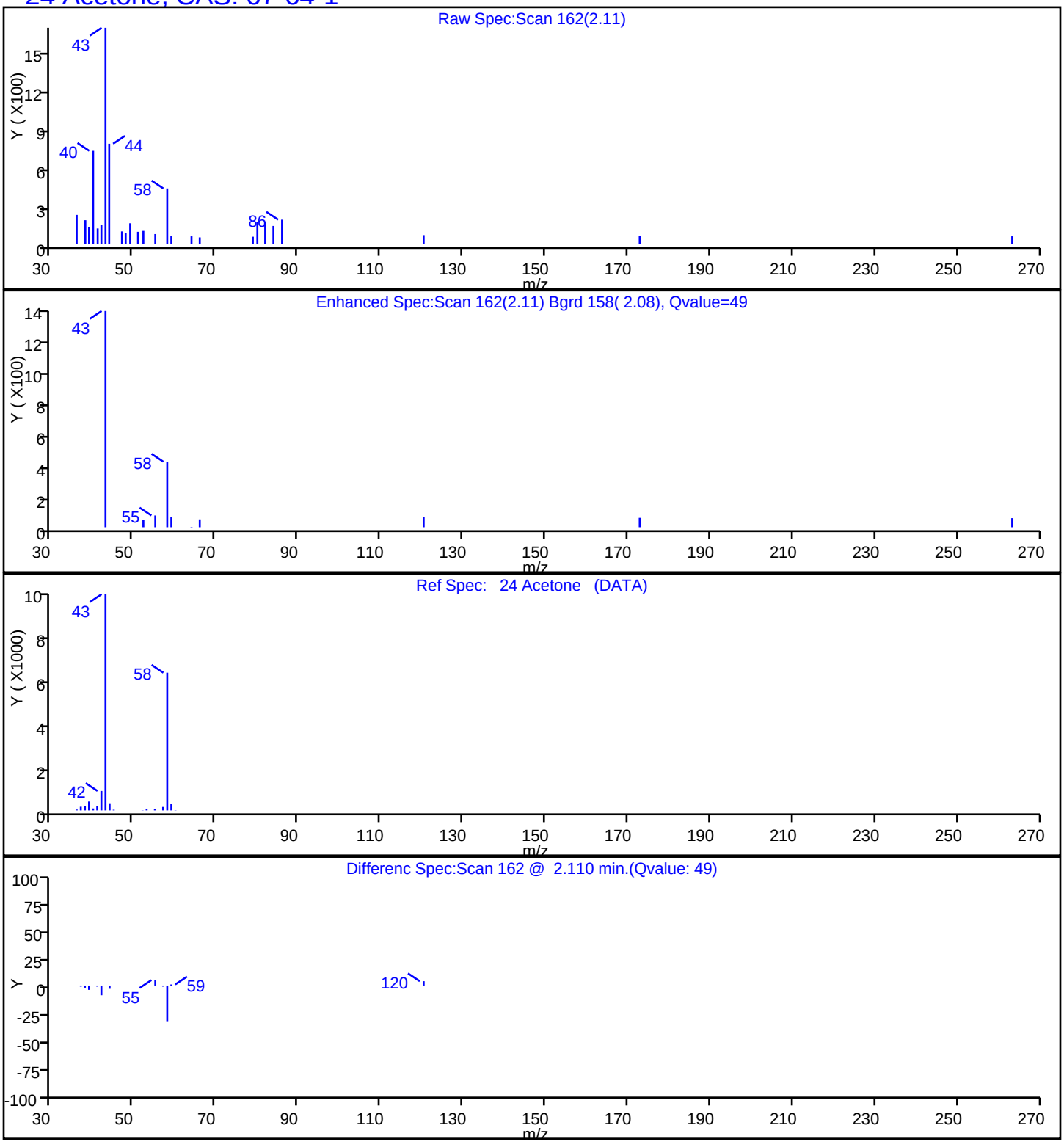

Report Date: 12-Mar-2018 13:25:41 Chrom Revision: 2.2 08-Feb-2018 13:38:42

TestAmerica Edison

Data File: \\ChromNA\Edison\ChromData\CVOAMS5\20180307-68451.b\E82035.D

Injection Date:	07-Mar-2018 15:34:30	Instrument ID:	CVOAMS5
Lims ID:	460-151079-A-4	Lab Sample ID:	460-151079-4
Client ID:	MW-2D		
Operator ID:		ALS Bottle#:	15 Worklist Smp#: 16
Purge Vol:	5.000 mL	Dil. Factor:	1.0000
Method:	8260W_5	Limit Group:	VOA - 8260C DKQP Water and Solid
Column:	Rtx-VMS (0.18 mm)	Detector	MS SCAN

23 Methylene Chloride, CAS: 75-09-2

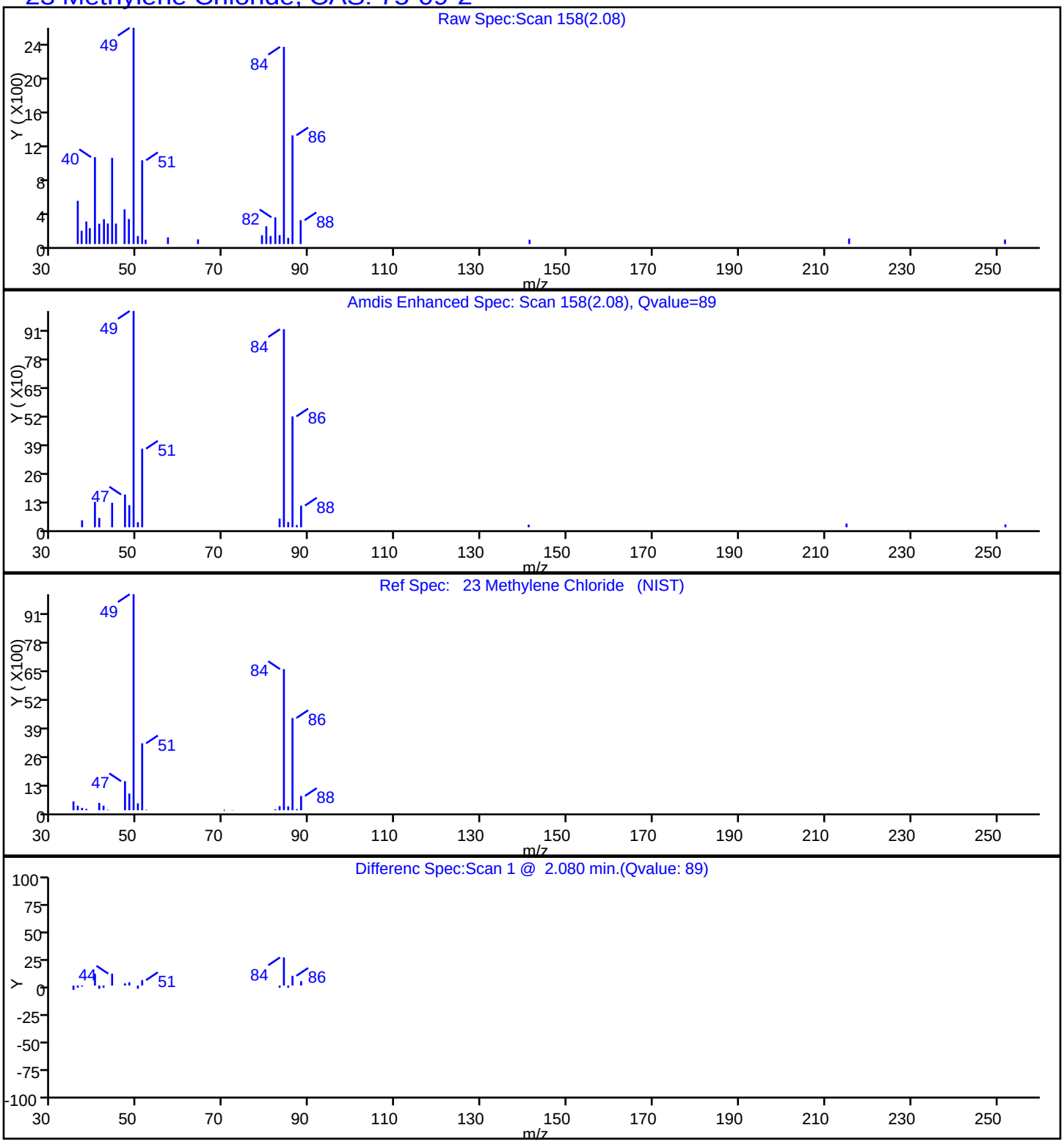

FORM I
GC/MS VOA ORGANICS ANALYSIS DATA SHEET

Lab Name: TestAmerica Edison | Job No.: 460-151079-1

SDG No.:

Client Sample ID: MW-2I | Lab Sample ID: 460-151079-5

Matrix: Water | Lab File ID: F60663.D

Analysis Method: 8260C | Date Collected: 02/27/2018 11:45

Sample wt/vol: 5(mL) | Date Analyzed: 03/12/2018 13:08

Soil Aliquot Vol: | Dilution Factor: 1

Soil Extract Vol.: | GC Column: Rtx-624 ID: 0.25(mm)

% Moisture: | Level: (low/med) Low

Analysis Batch No.: 502852 | Units: ug/L

CAS NO.	COMPOUND NAME	RESULT	Q	RL	MDL
71-55-6	1,1,1-Trichloroethane	0.28	U	1.0	0.28
79-34-5	1,1,2,2-Tetrachloroethane	0.19	U	1.0	0.19
79-00-5	1,1,2-Trichloroethane	0.080	U	1.0	0.080
75-34-3	1,1-Dichloroethane	0.24	U	1.0	0.24
75-35-4	1,1-Dichloroethene	0.34	U	1.0	0.34
87-61-6	1,2,3-Trichlorobenzene	0.35	U	1.0	0.35
120-82-1	1,2,4-Trichlorobenzene	0.27	U	1.0	0.27
96-12-8	1,2-Dibromo-3-Chloropropane	0.23	U	1.0	0.23
106-93-4	1,2-Dibromoethane	0.19	U	1.0	0.19
95-50-1	1,2-Dichlorobenzene	0.22	U	1.0	0.22
107-06-2	1,2-Dichloroethane	0.25	U	1.0	0.25
78-87-5	1,2-Dichloropropane	0.18	U	1.0	0.18
541-73-1	1,3-Dichlorobenzene	0.33	U	1.0	0.33
106-46-7	1,4-Dichlorobenzene	0.33	U	1.0	0.33
123-91-1	1,4-Dioxane	8.7	U	50	8.7
78-93-3	2-Butanone	2.2	U	5.0	2.2
591-78-6	2-Hexanone	0.72	U	5.0	0.72
108-10-1	4-Methyl-2-pentanone	0.63	U	5.0	0.63
67-64-1	Acetone	1.1	U	5.0	1.1
71-43-2	Benzene	0.090	U	1.0	0.090
74-97-5	Bromochloromethane	0.30	U	1.0	0.30
75-27-4	Bromodichloromethane	0.15	U	1.0	0.15
75-25-2	Bromoform	0.18	U	1.0	0.18
74-83-9	Bromomethane	0.18	U	1.0	0.18
75-15-0	Carbon disulfide	0.22	U	1.0	0.22
56-23-5	Carbon tetrachloride	0.33	U	1.0	0.33
108-90-7	Chlorobenzene	0.24	U	1.0	0.24
75-00-3	Chloroethane	0.37	U	1.0	0.37
67-66-3	Chloroform	1.0		1.0	0.22
74-87-3	Chloromethane	0.22	U	1.0	0.22
156-59-2	cis-1,2-Dichloroethene	0.26	U	1.0	0.26
10061-01-5	cis-1,3-Dichloropropene	0.16	U	1.0	0.16
110-82-7	Cyclohexane	0.26	U	1.0	0.26
124-48-1	Dibromochloromethane	0.22	U	1.0	0.22
75-71-8	Dichlorodifluoromethane	0.14	U	1.0	0.14
100-41-4	Ethylbenzene	0.30	U	1.0	0.30

FORM I
GC/MS VOA ORGANICS ANALYSIS DATA SHEET

Lab Name: TestAmerica Edison | Job No.: 460-151079-1

SDG No.:

Client Sample ID: MW-2I | Lab Sample ID: 460-151079-5

Matrix: Water | Lab File ID: F60663.D

Analysis Method: 8260C | Date Collected: 02/27/2018 11:45

Sample wt/vol: 5(mL) | Date Analyzed: 03/12/2018 13:08

Soil Aliquot Vol: | Dilution Factor: 1

Soil Extract Vol.: | GC Column: Rtx-624 ID: 0.25(mm)

% Moisture: | Level: (low/med) Low

Analysis Batch No.: 502852 | Units: ug/L

CAS NO.	COMPOUND NAME	RESULT	Q	RL	MDL
76-13-1	Freon TF	0.34	U	1.0	0.34
98-82-8	Isopropylbenzene	0.32	U	1.0	0.32
179601-23-1	m&p-Xylene	0.28	U	1.0	0.28
79-20-9	Methyl acetate	0.58	U	5.0	0.58
108-87-2	Methylcyclohexane	0.22	U	1.0	0.22
75-09-2	Methylene Chloride	0.62	J	1.0	0.21
1634-04-4	MTBE	0.13	U	1.0	0.13
95-47-6	o-Xylene	0.32	U	1.0	0.32
100-42-5	Styrene	0.17	U	1.0	0.17
127-18-4	Tetrachloroethene	0.30	J	1.0	0.12
108-88-3	Toluene	0.25	U	1.0	0.25
156-60-5	trans-1,2-Dichloroethene	0.18	U	1.0	0.18
10061-02-6	trans-1,3-Dichloropropene	0.19	U	1.0	0.19
79-01-6	Trichloroethene	0.22	U	1.0	0.22
75-69-4	Trichlorofluoromethane	0.33	J	1.0	0.15
75-01-4	Vinyl chloride	0.060	U	1.0	0.060

CAS NO.	SURROGATE	%REC	Q	LIMITS
17060-07-0	1,2-Dichloroethane-d4 (Surr)	98		70-130
460-00-4	Bromofluorobenzene	107		70-130
1868-53-7	Dibromofluoromethane (Surr)	111		70-130
2037-26-5	Toluene-d8 (Surr)	94		70-130

FORM I
GC/MS VOA ORGANICS ANALYSIS DATA SHEET
TENTATIVELY IDENTIFIED COMPOUNDS

Lab Name: TestAmerica Edison Job No.: 460-151079-1

SDG No.:

Client Sample ID: MW-2I Lab Sample ID: 460-151079-5

Matrix: Water Lab File ID: F60663.D

Analysis Method: 8260C Date Collected: 02/27/2018 11:45

Sample wt/vol: 5(mL) Date Analyzed: 03/12/2018 13:08

Soil Aliquot Vol: Dilution Factor: 1

Soil Extract Vol.: GC Column: Rtx-624 ID: 0.25(mm)

% Moisture: Level: (low/med) Low

Analysis Batch No.: 502852 Units: ug/L

Number TICs Found: 0 TIC Result Total: 0

CAS NO.	COMPOUND NAME	RT	RESULT	Q	MATCH QUALITY
	Tentatively Identified Compound		None		

TestAmerica Edison
Target Compound Quantitation Report

Data File: \\ChromNA\Edison\ChromData\CVOAMS6\20180312-68646.b\F60663.D
Lims ID: 460-151079-B-5
Client ID: MW-2I
Sample Type: Client
Inject. Date: 12-Mar-2018 13:08:30 ALS Bottle#: 20 Worklist Smp#: 21
Purge Vol: 5.000 mL Dil. Factor: 1.0000
Sample Info: 460-151079-B-5
Misc. Info.: 460-0068646-021
Operator ID: Instrument ID: CVOAMS6

Method: \\ChromNA\Edison\ChromData\CVOAMS6\20180312-68646.b\8260624W6.m
Limit Group: VOA - 8260C DKQP Water and Solid
Last Update: 12-Mar-2018 20:26:04 Calib Date: 09-Mar-2018 04:49:30
Integrator: RTE ID Type: Deconvolution ID
Quant Method: Internal Standard Quant By: Initial Calibration
Last ICal File: \\ChromNA\Edison\ChromData\CVOAMS6\20180309-68530.b\F60575.D

Column 1 : Rtx-624 (0.25 mm) Det: MS SCAN
Process Host: XAWRK011

First Level Reviewer: starzecm Date: 12-Mar-2018 16:31:58

Compound	Sig	RT (min.)	Exp RT (min.)	Dlt RT (min.)	Q	Response	OnCol Amt ug/l	Flags
9 Trichlorofluoromethane	101	2.363	2.363	0.000	31	1621	0.3259	a
* 26 TBA-d9 (IS)	65	3.217	3.217	0.000	0	178718	1000.0	
27 Methylene Chloride	84	3.226	3.226	0.000	31	2187	0.6230	
* 38 2-Butanone-d5	46	4.277	4.269	0.008	0	169680	250.0	
48 Chloroform	83	4.598	4.590	0.008	97	5460	1.00	
$ 51 Dibromofluoromethane (Surr	113	4.754	4.746	0.008	97	150920	55.5	
$ 56 1,2-Dichloroethane-d4 (Sur	65	5.099	5.091	0.008	0	141600	48.9	
* 61 Fluorobenzene	96	5.370	5.362	0.008	99	469412	50.0	
* 67 1,4-Dioxane-d8	96	6.060	6.052	0.008	0	19999	1000.0	
$ 78 Toluene-d8 (Surr)	98	7.030	7.022	0.008	100	458937	47.2	
83 Tetrachloroethene	166	7.720	7.712	0.008	26	1197	0.3040	M
* 89 Chlorobenzene-d5	117	8.821	8.813	0.008	83	400778	50.0	
$ 100 4-Bromofluorobenzene	174	10.070	10.070	0.000	95	207132	53.6	
* 116 1,4-Dichlorobenzene-d4	152	10.941	10.941	0.000	93	280318	50.0	

QC Flag Legend

Review Flags
M - Manually Integrated
a - User Assigned ID

Reagents:

VOA6IS/SURR_00009 Amount Added: 5.00 Units: uL Run Reagent

Report Date: 12-Mar-2018 20:26:08 Chrom Revision: 2.2 08-Feb-2018 13:38:42

TestAmerica Edison

Data File: \\ChromNA\Edison\ChromData\CVOAMS6\20180312-68646.b\F60663.D

Injection Date:	12-Mar-2018 13:08:30	Instrument ID:	CVOAMS6	Operator ID:	
Lims ID:	460-151079-B-5	Lab Sample ID:	460-151079-5	Worklist Smp#:	21
Client ID:	MW-2I				
Purge Vol:	5.000 mL	Dil. Factor:	1.0000	ALS Bottle#:	20
Method:	8260624W6	Limit Group:	VOA - 8260C DKQP Water and Solid		

Column: Rtx-624 (0.25 mm)

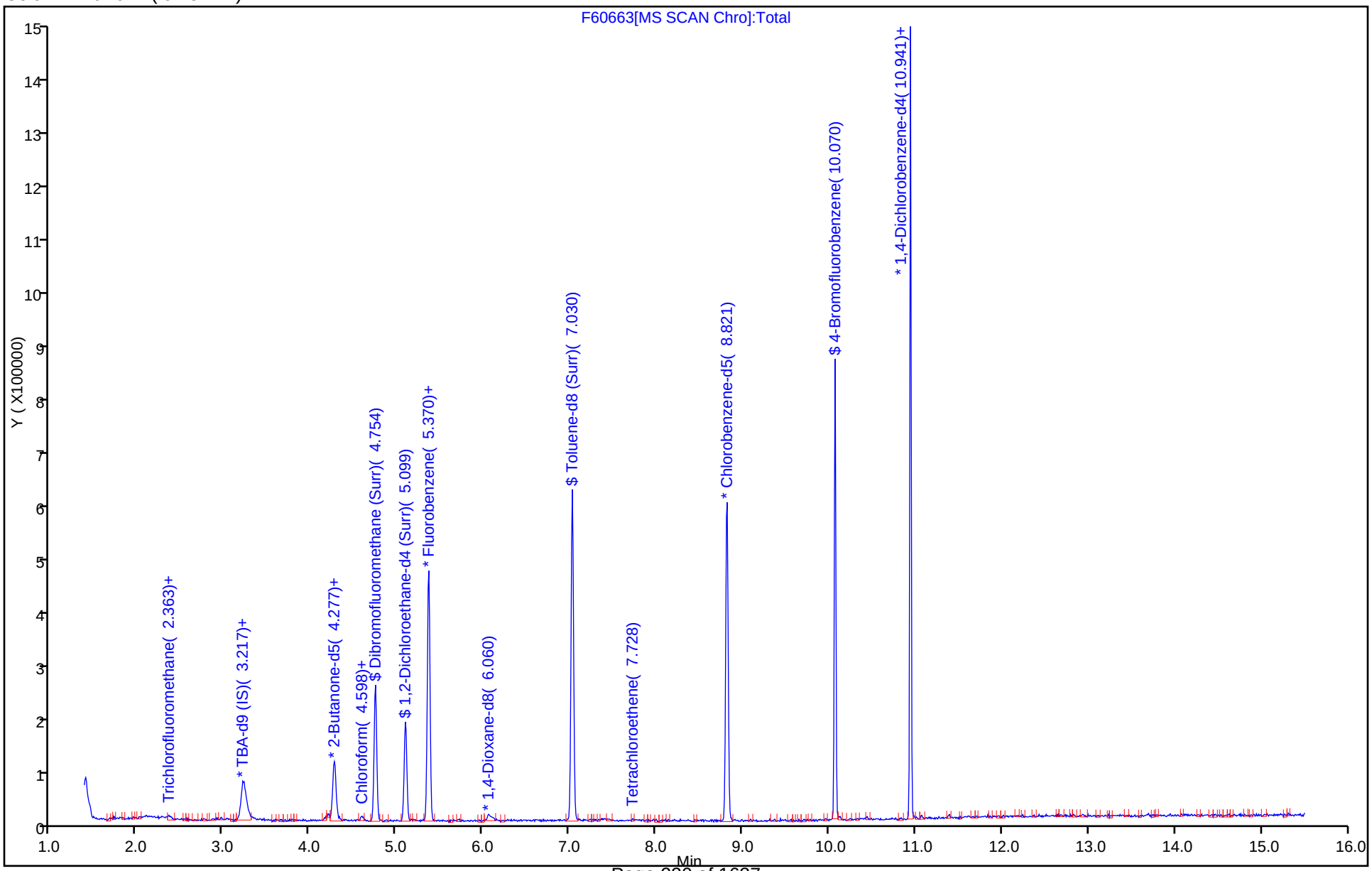

Report Date: 12-Mar-2018 20:26:09 Chrom Revision: 2.2 08-Feb-2018 13:38:42

TestAmerica Edison

Data File: \\ChromNA\Edison\ChromData\CVOAMS6\20180312-68646.b\F60663.D

Injection Date:	12-Mar-2018 13:08:30	Instrument ID:	CVOAMS6
Lims ID:	460-151079-B-5	Lab Sample ID:	460-151079-5
Client ID:	MW-2I		
Operator ID:		ALS Bottle#:	20 Worklist Smp#: 21
Purge Vol:	5.000 mL	Dil. Factor:	1.0000
Method:	8260624W6	Limit Group:	VOA - 8260C DKQP Water and Solid
Column:	Rtx-624 (0.25 mm)	Detector	MS SCAN

48 Chloroform, CAS: 67-66-3

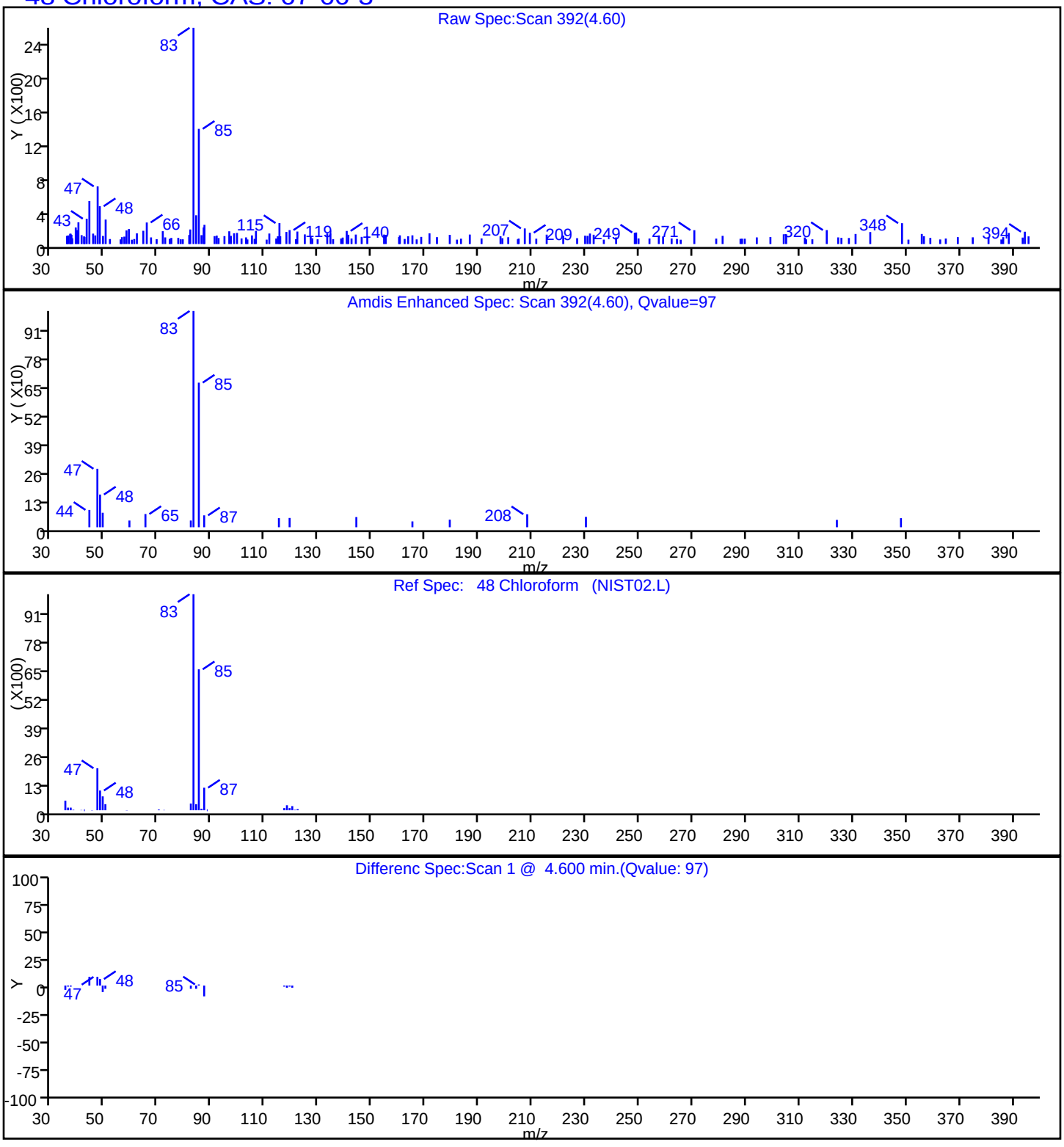

Report Date: 12-Mar-2018 20:26:09 Chrom Revision: 2.2 08-Feb-2018 13:38:42

TestAmerica Edison

Data File: \\ChromNA\Edison\ChromData\CVOAMS6\20180312-68646.b\F60663.D

Injection Date:	12-Mar-2018 13:08:30	Instrument ID:	CVOAMS6
Lims ID:	460-151079-B-5	Lab Sample ID:	460-151079-5
Client ID:	MW-2I		
Operator ID:		ALS Bottle#:	20 Worklist Smp#: 21
Purge Vol:	5.000 mL	Dil. Factor:	1.0000
Method:	8260624W6	Limit Group:	VOA - 8260C DKQP Water and Solid
Column:	Rtx-624 (0.25 mm)	Detector	MS SCAN

27 Methylene Chloride, CAS: 75-09-2

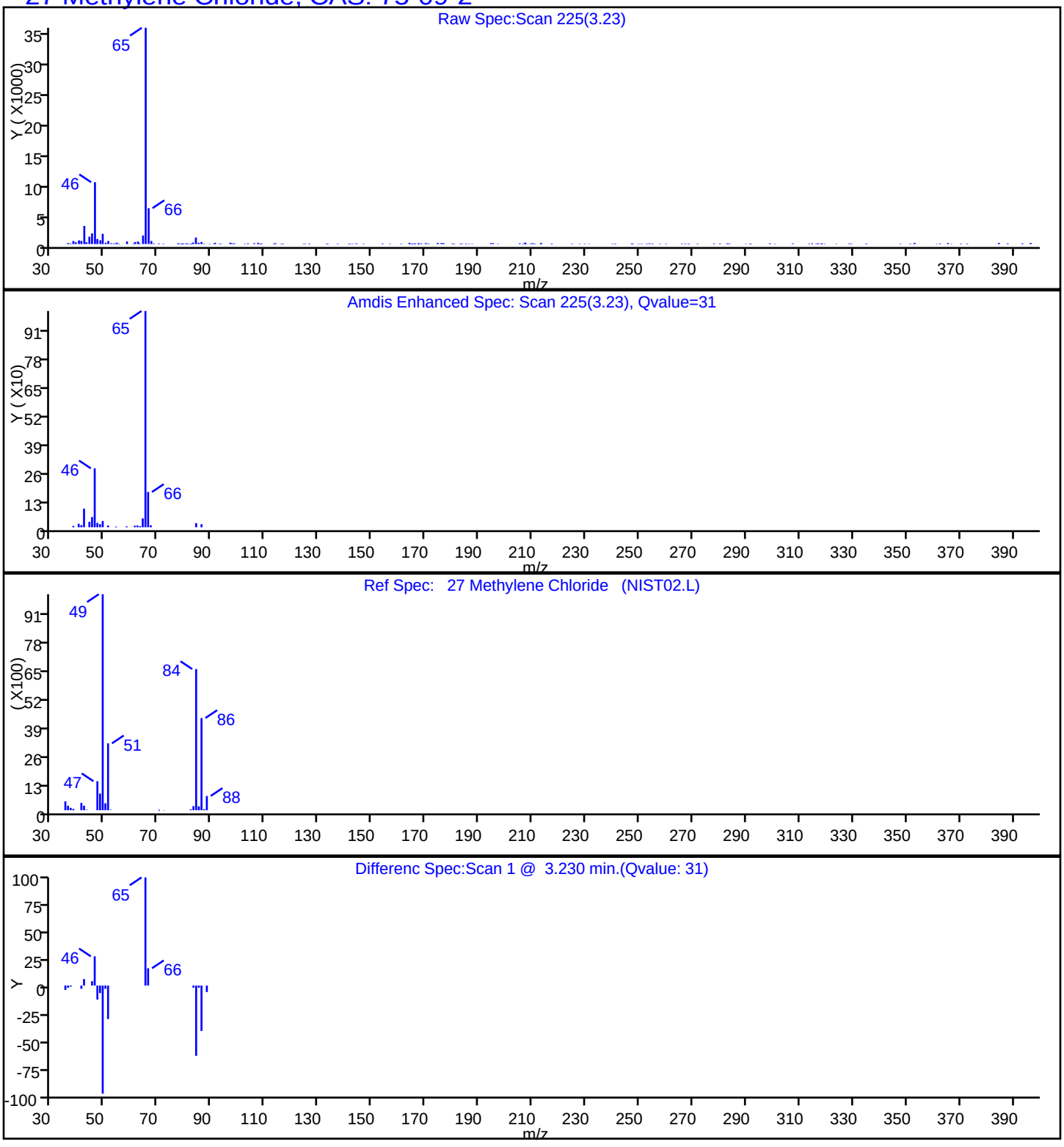

Report Date: 12-Mar-2018 20:26:09 Chrom Revision: 2.2 08-Feb-2018 13:38:42

TestAmerica Edison

Data File: \\ChromNA\Edison\ChromData\CVOAMS6\20180312-68646.b\F60663.D

Injection Date:	12-Mar-2018 13:08:30	Instrument ID:	CVOAMS6
Lims ID:	460-151079-B-5	Lab Sample ID:	460-151079-5
Client ID:	MW-2I		
Operator ID:		ALS Bottle#:	20 Worklist Smp#: 21
Purge Vol:	5.000 mL	Dil. Factor:	1.0000
Method:	8260624W6	Limit Group:	VOA - 8260C DKQP Water and Solid
Column:	Rtx-624 (0.25 mm)	Detector	MS SCAN

83 Tetrachloroethene, CAS: 127-18-4

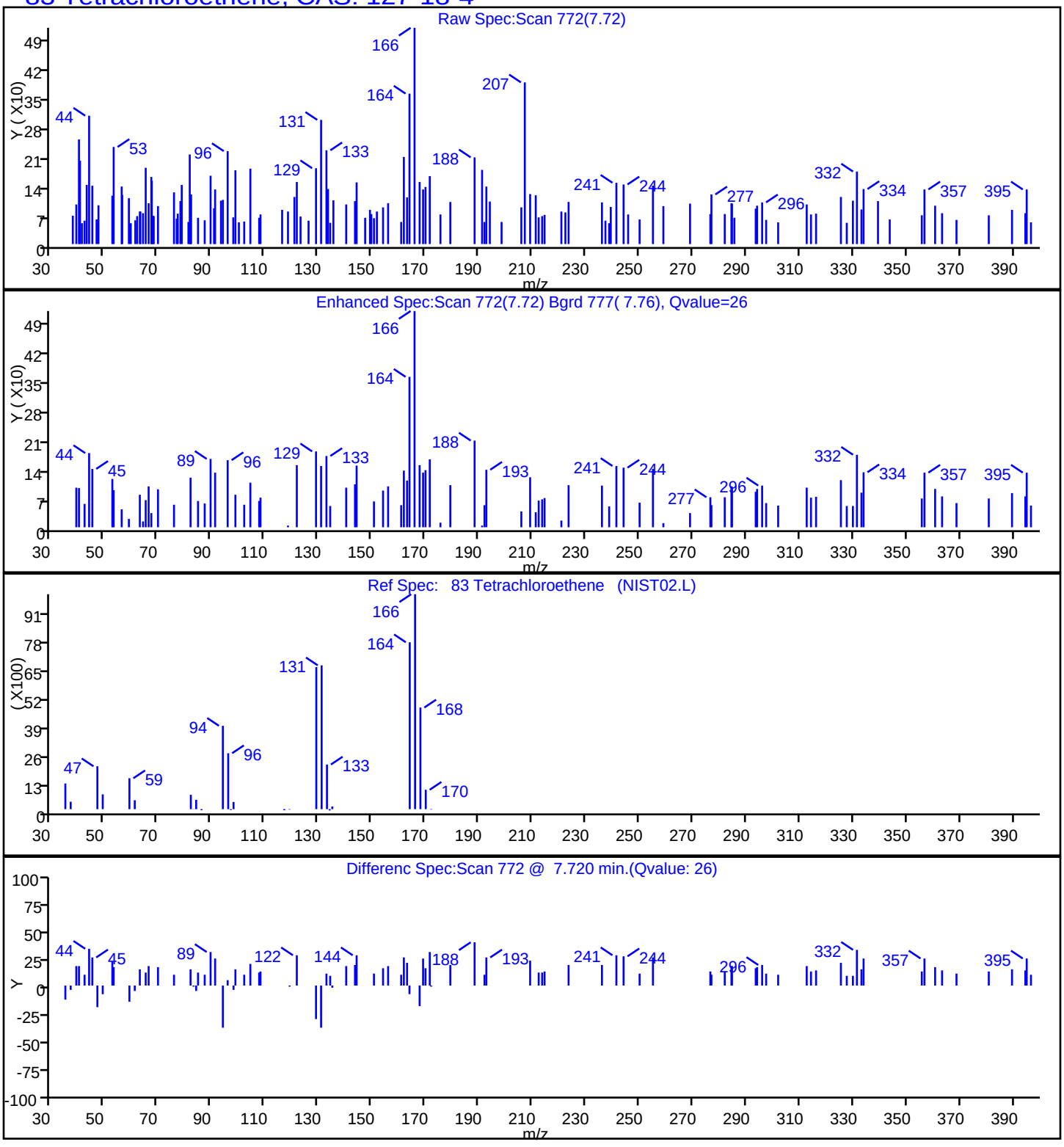

Report Date: 12-Mar-2018 20:26:09 Chrom Revision: 2.2 08-Feb-2018 13:38:42

TestAmerica Edison

Data File: \\ChromNA\Edison\ChromData\CVOAMS6\20180312-68646.b\F60663.D

Injection Date:	12-Mar-2018 13:08:30	Instrument ID:	CVOAMS6		
Lims ID:	460-151079-B-5	Lab Sample ID:	460-151079-5		
Client ID:	MW-2I				
Operator ID:		ALS Bottle#:	20	Worklist Smp#:	21
Purge Vol:	5.000 mL	Dil. Factor:	1.0000		
Method:	8260624W6	Limit Group:	VOA - 8260C DKQP Water and Solid		
Column:	Rtx-624 (0.25 mm)	Detector	MS SCAN		

9 Trichlorofluoromethane, CAS: 75-69-4

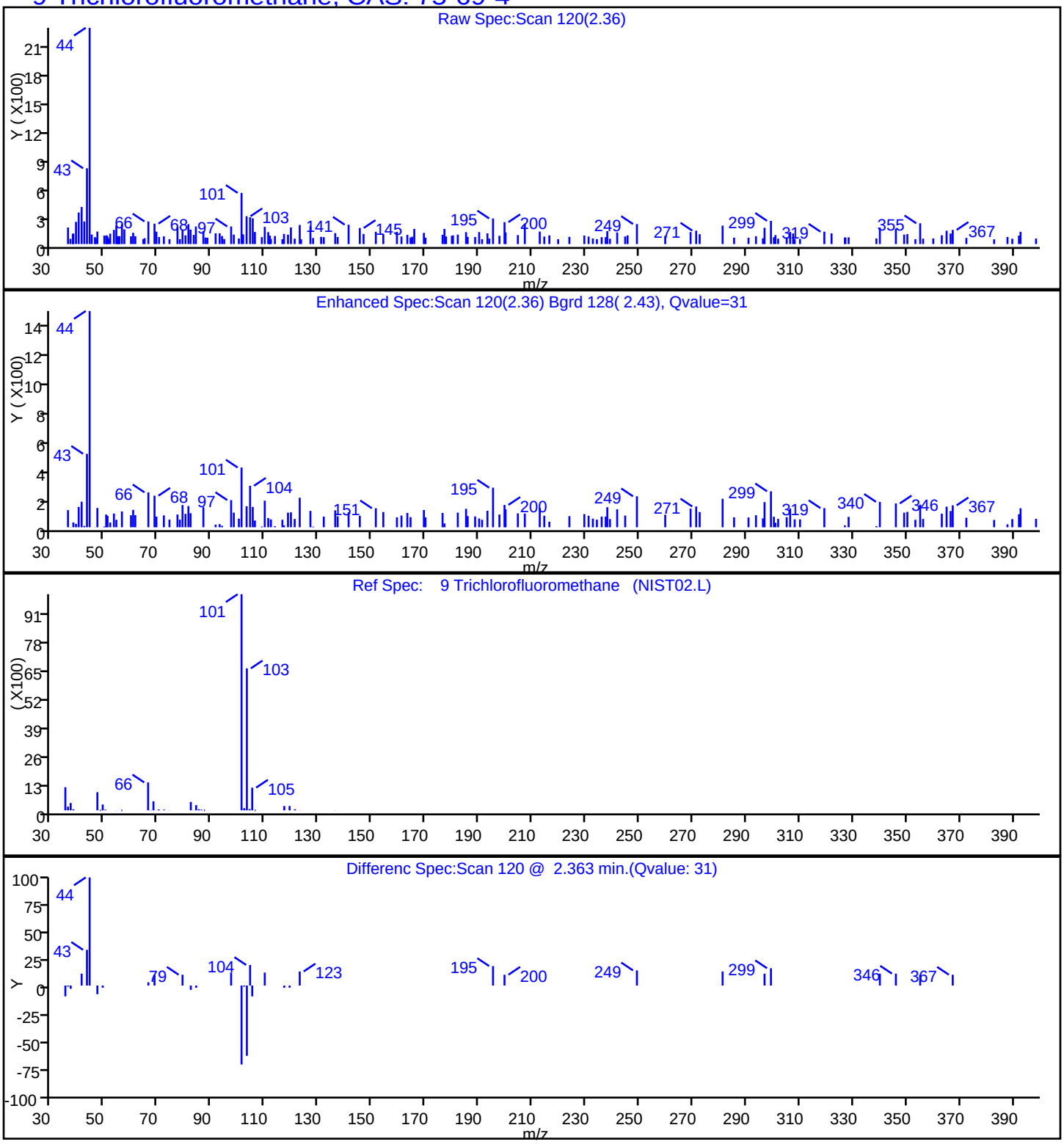

User Disabled Compound Report

TestAmerica Edison

Data File:	\\ChromNA\Edison\ChromData\CVOAMS6\20180312-68646.b\F60663.D		
Injection Date:	12-Mar-2018 13:08:30	Instrument ID:	CVOAMS6
Lims ID:	460-151079-B-5	Lab Sample ID:	460-151079-5
Client ID:	MW-2I		
Operator ID:		ALS Bottle#:	20 Worklist Smp#: 21
Purge Vol:	5.000 mL	Dil. Factor:	1.0000
Method:	8260624W6	Limit Group:	VOA - 8260C DKQP Water and Solid
Column:	Rtx-624 (0.25 mm)	Detector	MS SCAN

124 1,2-Dibromo-3-Chloropropane, CAS: 96-12-8

Processing Results

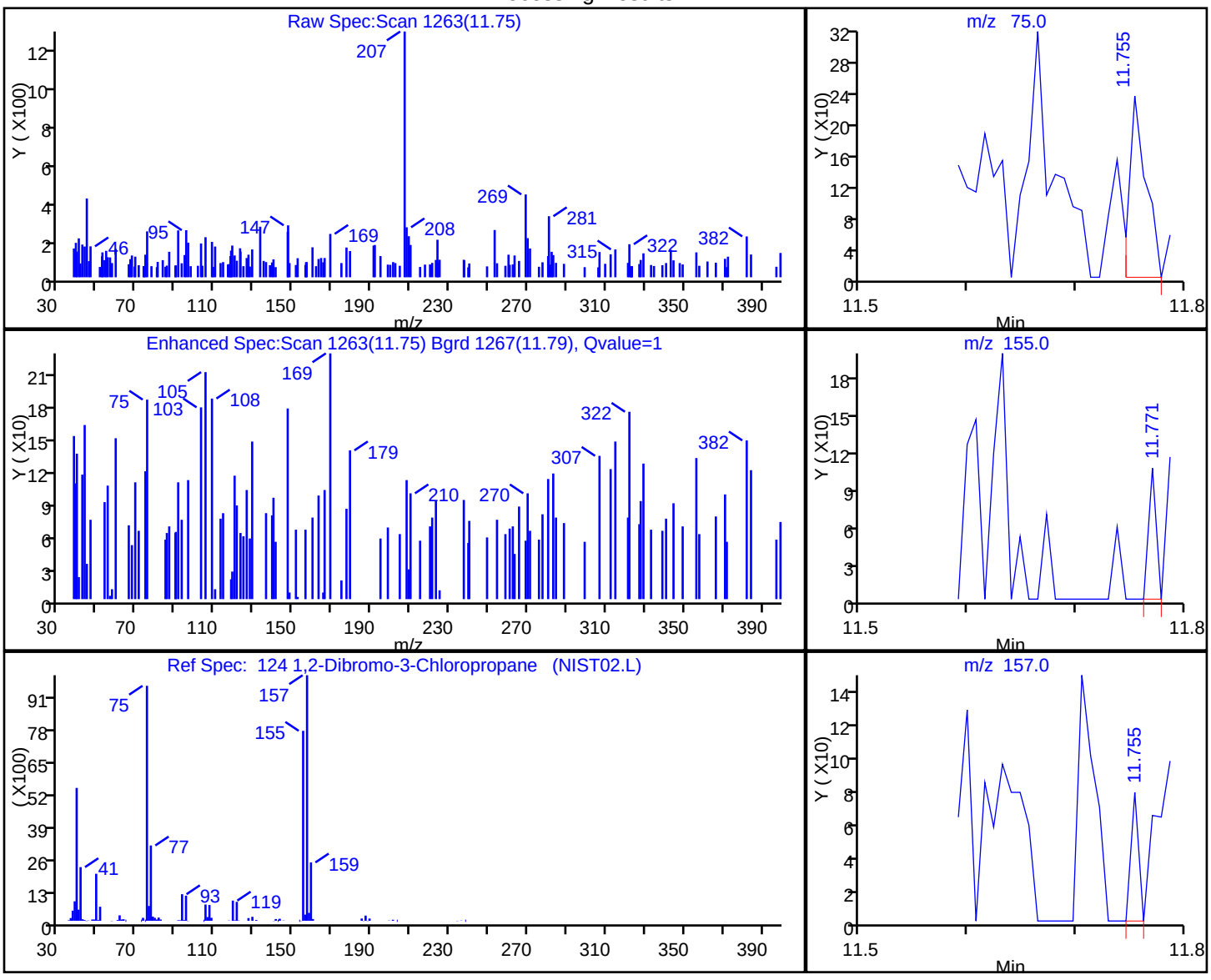

RT	Mass	Response	Amount
11.75	75.00	254	0.280603
11.77	155.00	52	
11.75	157.00	38	

Reviewer: starzecm, 12-Mar-2018 16:31:58

Audit Action: Marked Compound Undetected Audit Reason: Invalid Compound ID

User Disabled Compound Report

TestAmerica Edison

Data File:	\\ChromNA\Edison\ChromData\CVOAMS6\20180312-68646.b\F60663.D		
Injection Date:	12-Mar-2018 13:08:30	Instrument ID:	CVOAMS6
Lims ID:	460-151079-B-5	Lab Sample ID:	460-151079-5
Client ID:	MW-2I		
Operator ID:		ALS Bottle#:	20 Worklist Smp#: 21
Purge Vol:	5.000 mL	Dil. Factor:	1.0000
Method:	8260624W6	Limit Group:	VOA - 8260C DKQP Water and Solid
Column:	Rtx-624 (0.25 mm)	Detector	MS SCAN

59 1,2-Dichloroethane, CAS: 107-06-2

Processing Results

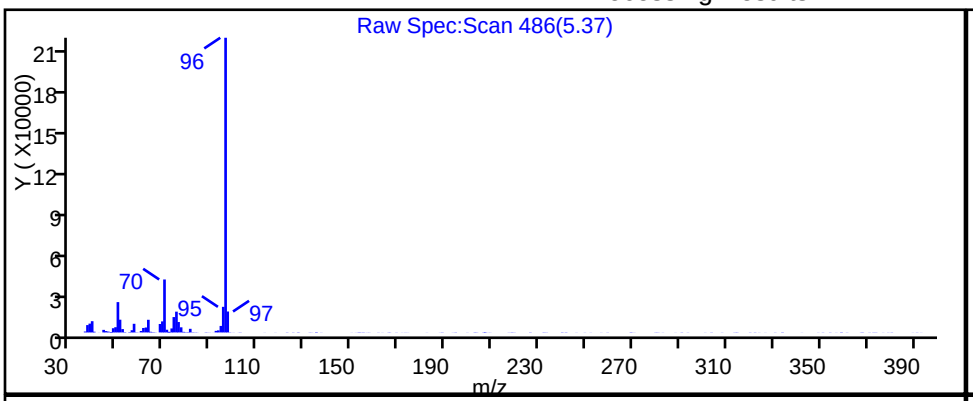

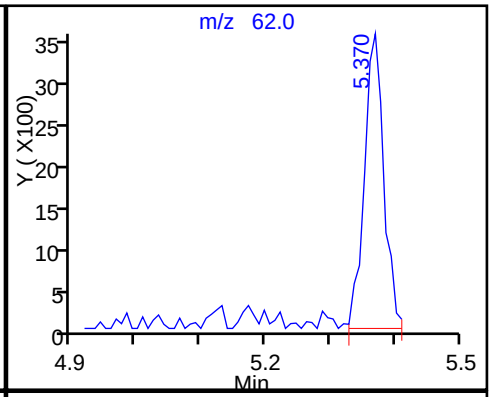

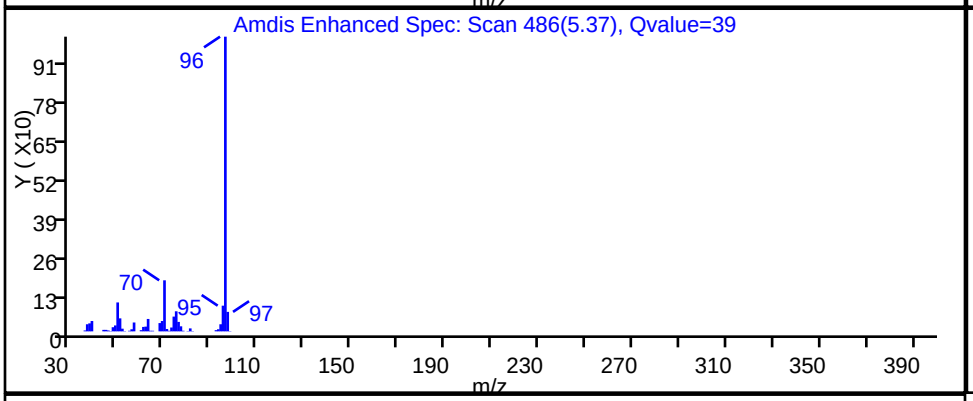

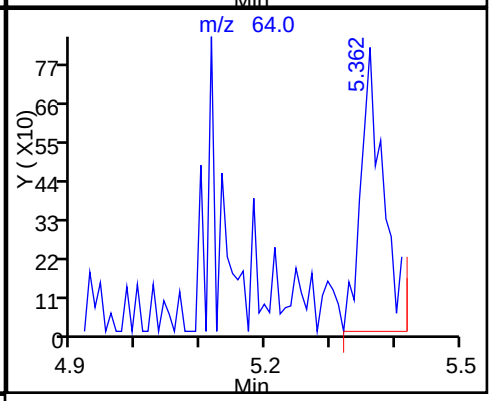

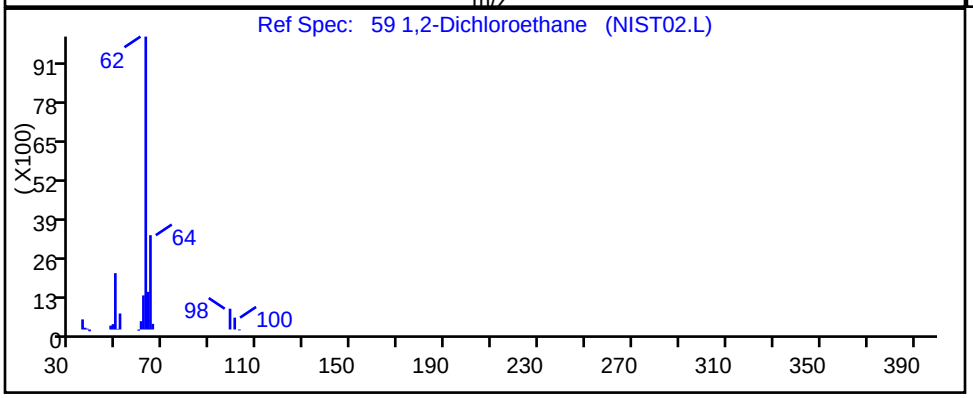

RT	Mass	Response	Amount
5.37	62.00	7429	1.859132
5.36	64.00	1923	

Reviewer: starzecm, 12-Mar-2018 16:31:58

Audit Action: Marked Compound Undetected Audit Reason: Invalid Compound ID

User Disabled Compound Report

TestAmerica Edison

Data File:	\\ChromNA\Edison\ChromData\CVOAMS6\20180312-68646.b\F60663.D		
Injection Date:	12-Mar-2018 13:08:30	Instrument ID:	CVOAMS6
Lims ID:	460-151079-B-5	Lab Sample ID:	460-151079-5
Client ID:	MW-2I		
Operator ID:		ALS Bottle#:	20 Worklist Smp#: 21
Purge Vol:	5.000 mL	Dil. Factor:	1.0000
Method:	8260624W6	Limit Group:	VOA - 8260C DKQP Water and Solid
Column:	Rtx-624 (0.25 mm)	Detector	MS SCAN

69 1,4-Dioxane, CAS: 123-91-1

Processing Results

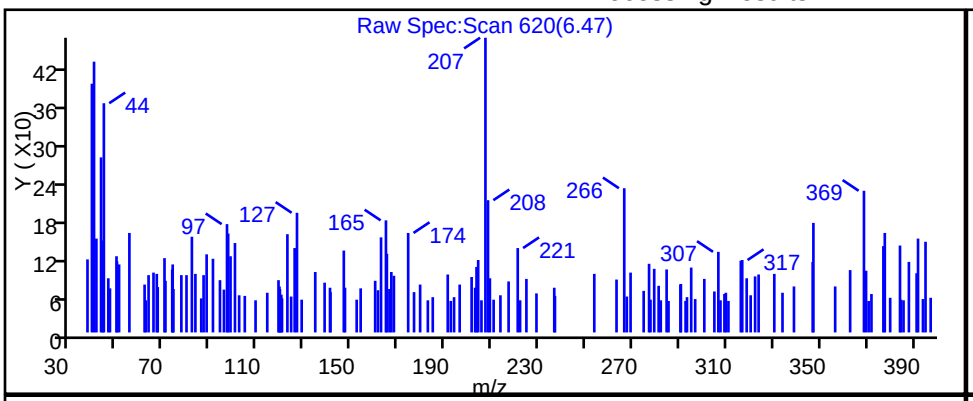

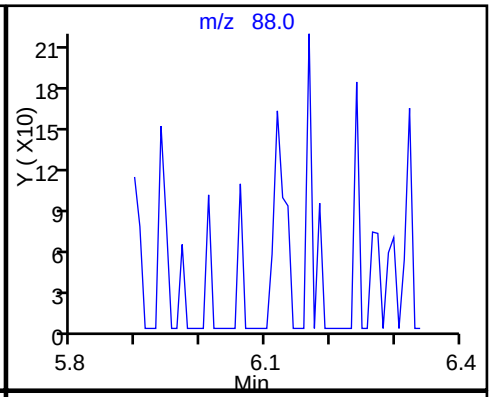

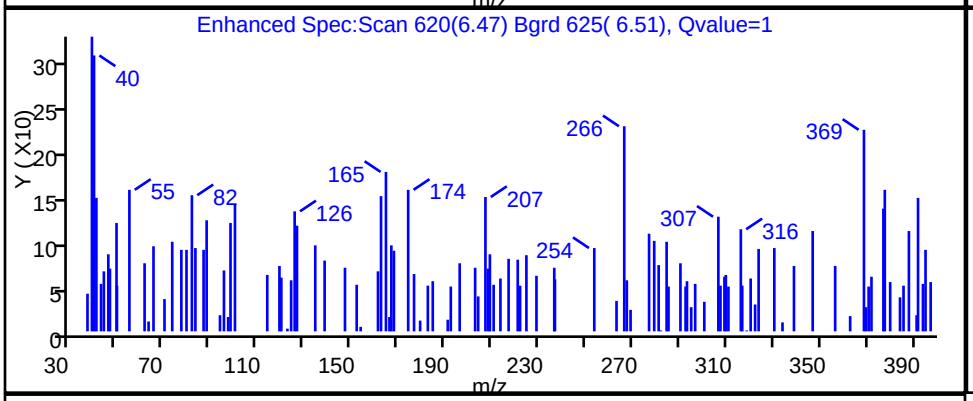

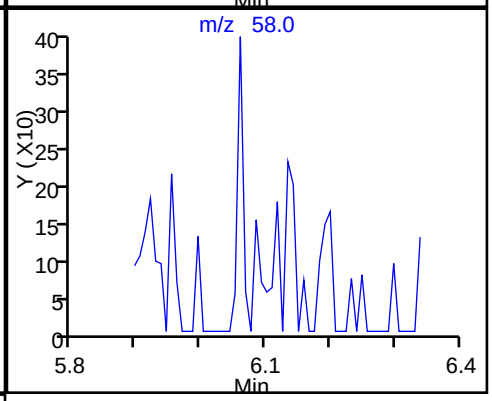

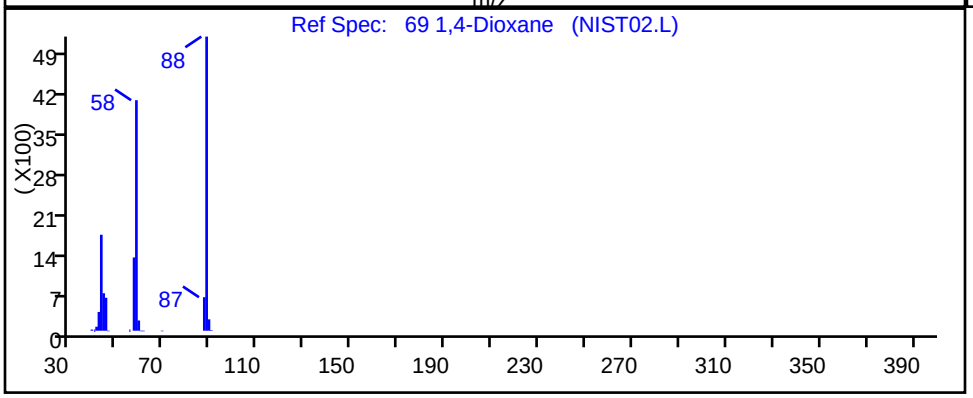

RT	Mass	Response	Amount
6.47	88.00	219	9.003082
6.48	58.00	169	

Reviewer: starzecm, 12-Mar-2018 16:31:58

Audit Action: Marked Compound Undetected Audit Reason: Invalid Compound ID

User Disabled Compound Report

TestAmerica Edison

Data File:	\\ChromNA\Edison\ChromData\CVOAMS6\20180312-68646.b\F60663.D		
Injection Date:	12-Mar-2018 13:08:30	Instrument ID:	CVOAMS6
Lims ID:	460-151079-B-5	Lab Sample ID:	460-151079-5
Client ID:	MW-2I		
Operator ID:		ALS Bottle#:	20 Worklist Smp#: 21
Purge Vol:	5.000 mL	Dil. Factor:	1.0000
Method:	8260624W6	Limit Group:	VOA - 8260C DKQP Water and Solid
Column:	Rtx-624 (0.25 mm)	Detector	MS SCAN

41 2-Butanone (MEK), CAS: 78-93-3

Processing Results

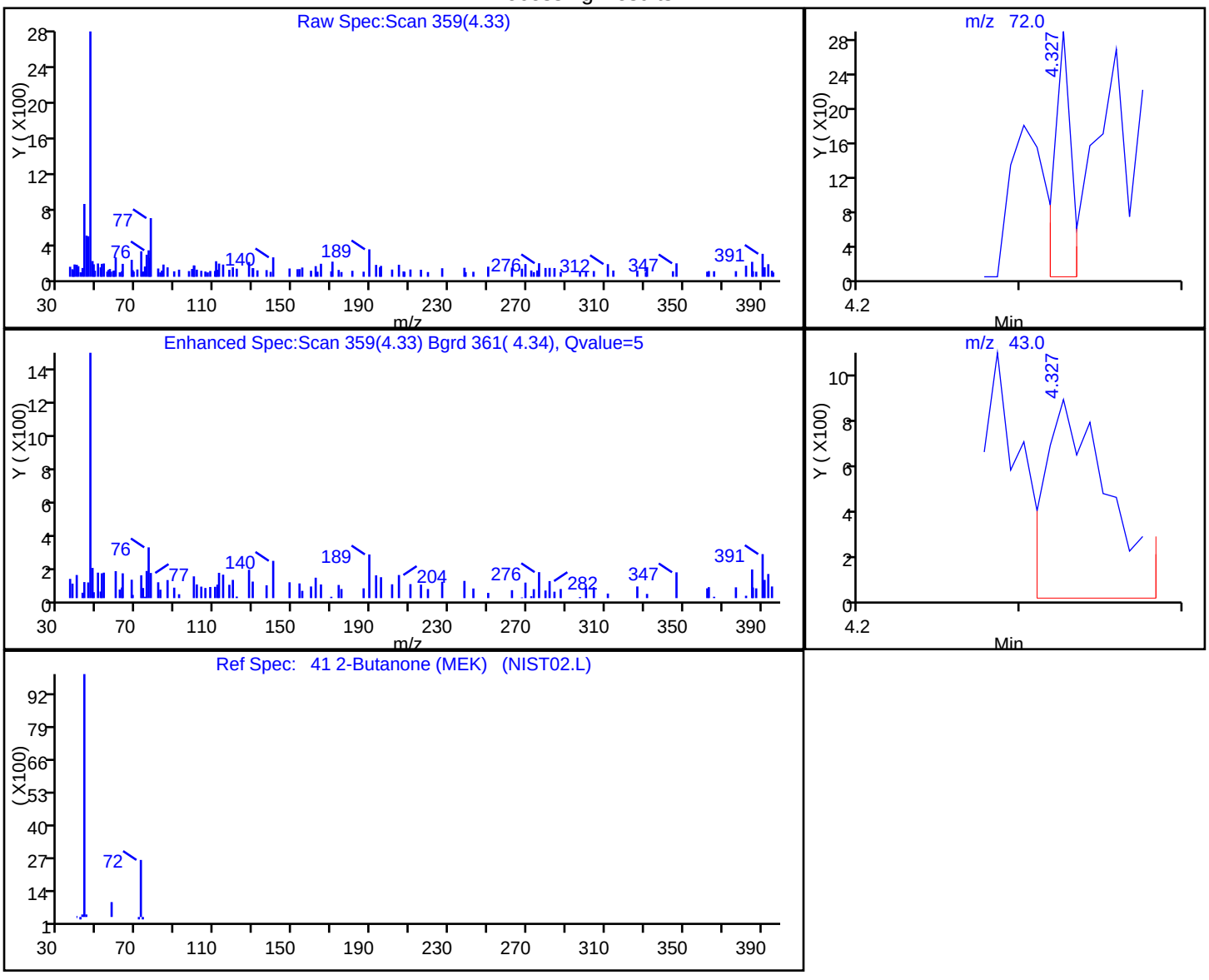

RT	Mass	Response	Amount
4.33	72.00	213	2.710156
4.33	43.00	2203	

Reviewer: starzecm, 12-Mar-2018 16:31:58

Audit Action: Marked Compound Undetected Audit Reason: Invalid Compound ID

User Disabled Compound Report

TestAmerica Edison

Data File:	\\ChromNA\Edison\ChromData\CVOAMS6\20180312-68646.b\F60663.D		
Injection Date:	12-Mar-2018 13:08:30	Instrument ID:	CVOAMS6
Lims ID:	460-151079-B-5	Lab Sample ID:	460-151079-5
Client ID:	MW-2I		
Operator ID:		ALS Bottle#:	20 Worklist Smp#: 21
Purge Vol:	5.000 mL	Dil. Factor:	1.0000
Method:	8260624W6	Limit Group:	VOA - 8260C DKQP Water and Solid
Column:	Rtx-624 (0.25 mm)	Detector	MS SCAN

18 Acetone, CAS: 67-64-1

Processing Results

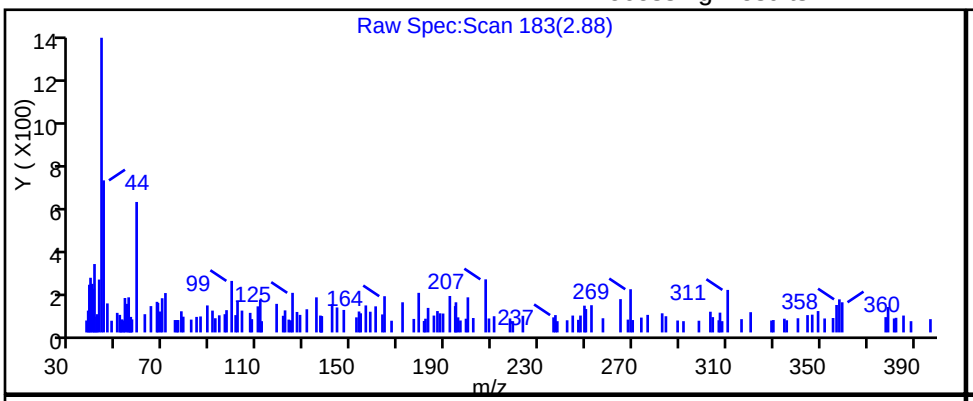

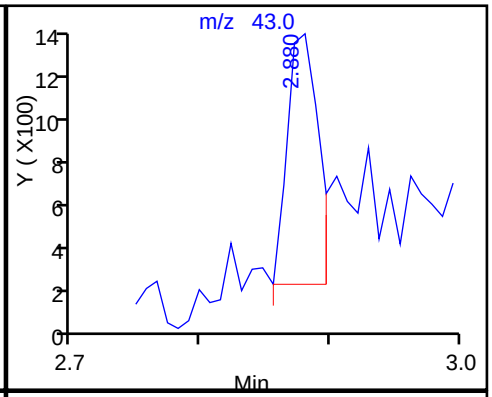

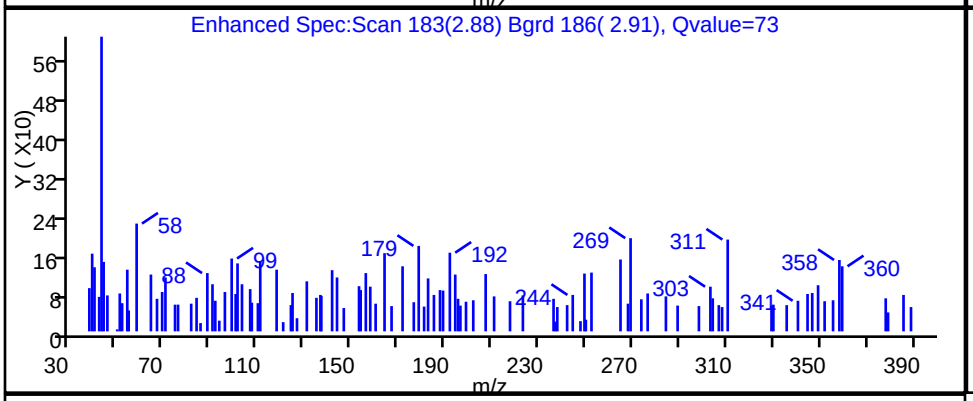

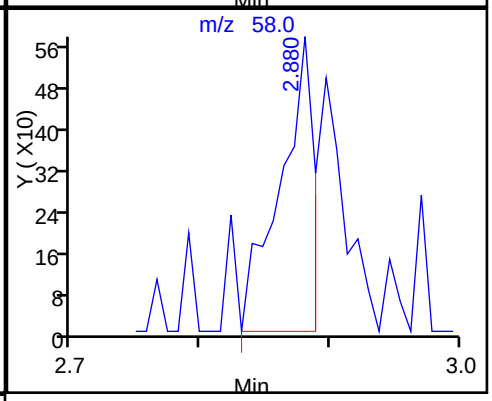

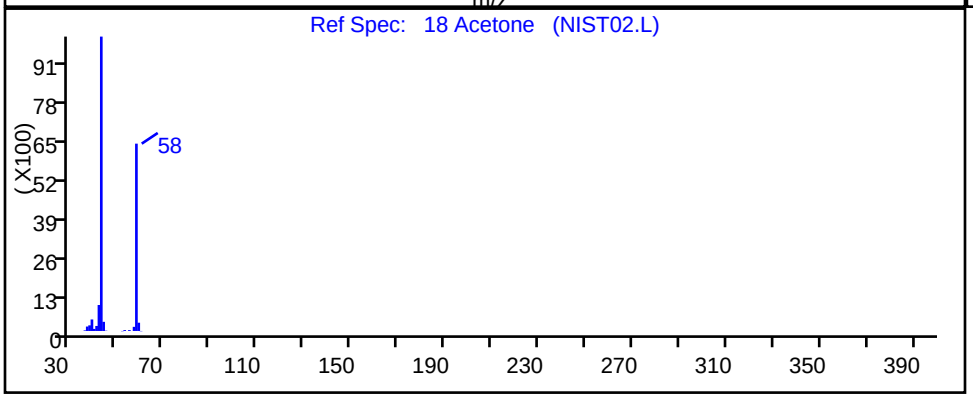

RT	Mass	Response	Amount
2.88	43.00	1809	2.750364
2.88	58.00	1055	

Reviewer: starzecm, 12-Mar-2018 16:31:58

Audit Action: Marked Compound Undetected Audit Reason: Invalid Compound ID

User Disabled Compound Report

TestAmerica Edison

Data File:	\\ChromNA\Edison\ChromData\CVOAMS6\20180312-68646.b\F60663.D		
Injection Date:	12-Mar-2018 13:08:30	Instrument ID:	CVOAMS6
Lims ID:	460-151079-B-5	Lab Sample ID:	460-151079-5
Client ID:	MW-2I		
Operator ID:		ALS Bottle#:	20 Worklist Smp#: 21
Purge Vol:	5.000 mL	Dil. Factor:	1.0000
Method:	8260624W6	Limit Group:	VOA - 8260C DKQP Water and Solid
Column:	Rtx-624 (0.25 mm)	Detector	MS SCAN

6 Bromomethane, CAS: 74-83-9

Processing Results

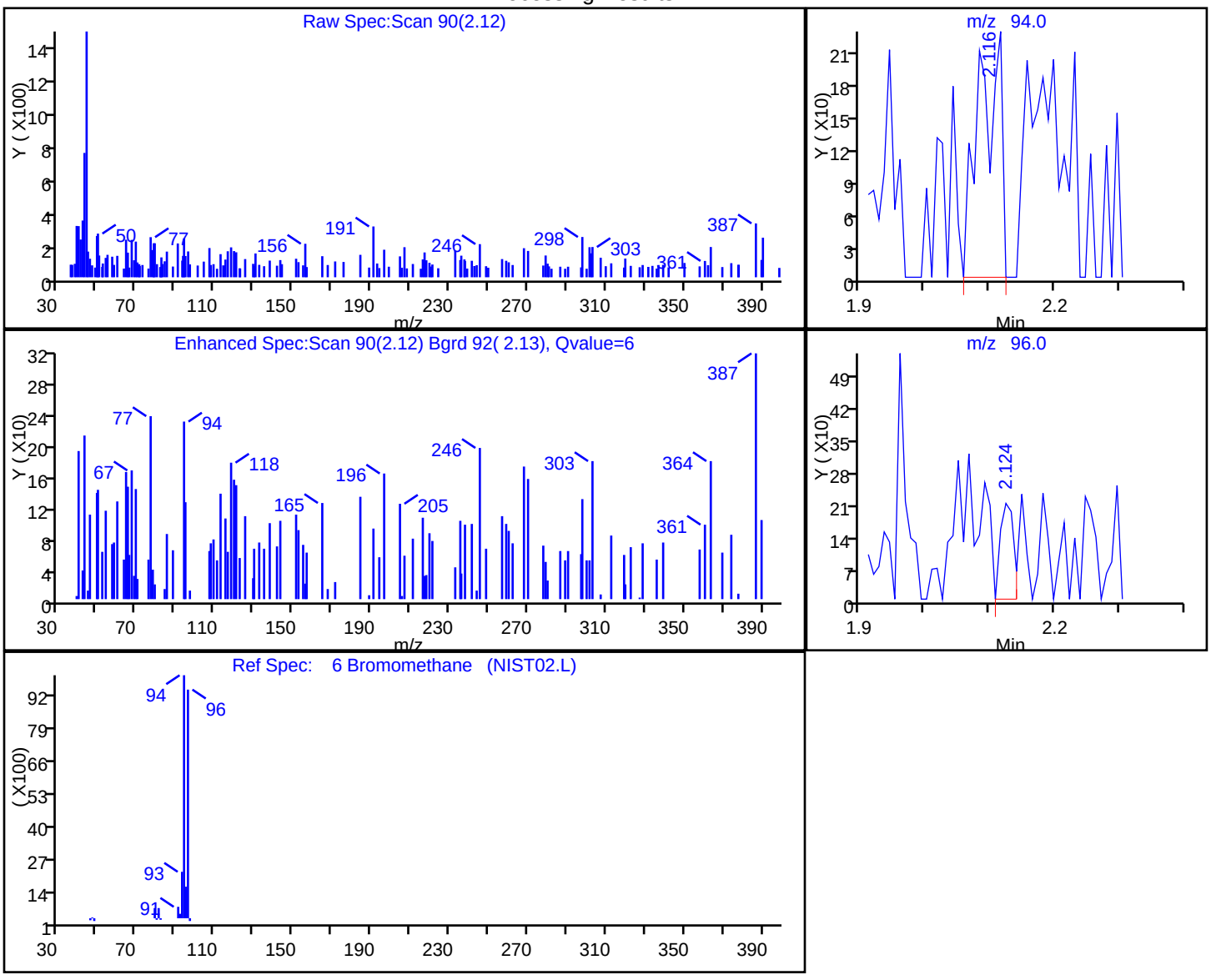

RT	Mass	Response	Amount
2.12	94.00	550	0.241607
2.12	96.00	301	

Reviewer: starzecm, 12-Mar-2018 16:31:58

Audit Action: Marked Compound Undetected Audit Reason: Invalid Compound ID

Manual Integration/User Assign Peak Report

TestAmerica Edison

Data File:	\\ChromNA\Edison\ChromData\CVOAMS6\20180312-68646.b\F60663.D		
Injection Date:	12-Mar-2018 13:08:30	Instrument ID:	CVOAMS6
Lims ID:	460-151079-B-5	Lab Sample ID:	460-151079-5
Client ID:	MW-2I		
Operator ID:		ALS Bottle#:	20 Worklist Smp#: 21
Purge Vol:	5.000 mL	Dil. Factor:	1.0000
Method:	8260624W6	Limit Group:	VOA - 8260C DKQP Water and Solid
Column:	Rtx-624 (0.25 mm)	Detector	MS SCAN

83 Tetrachloroethene, CAS: 127-18-4

Signal: 1

Processing Integration Results

RT: 7.72
Area: 909
Amount: 0.230857
Amount Units: ug/l

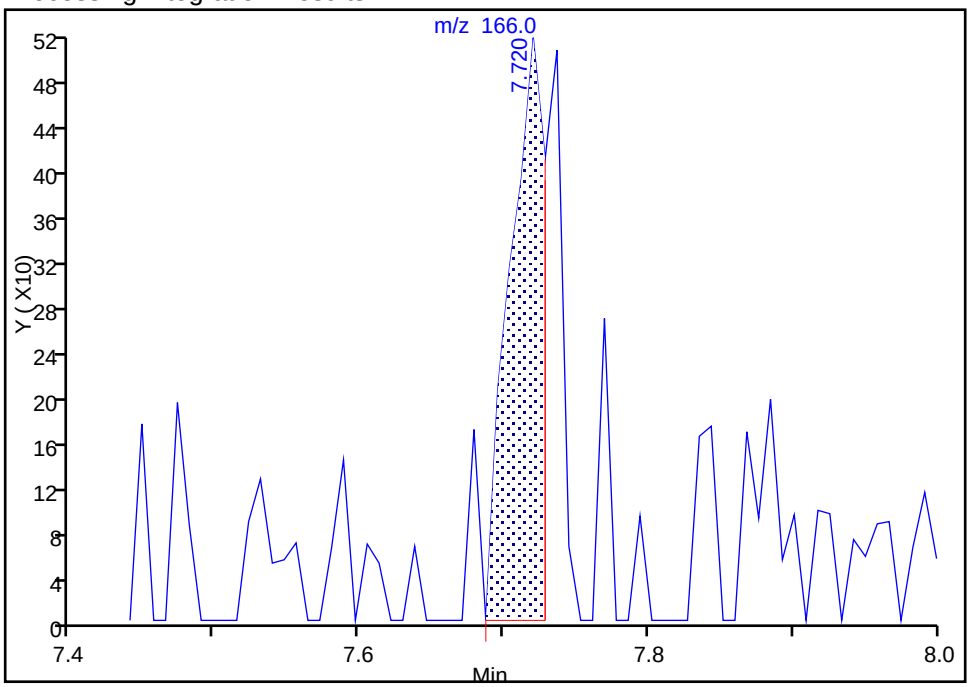

Manual Integration Results

RT: 7.72
Area: 1197
Amount: 0.303999
Amount Units: ug/l

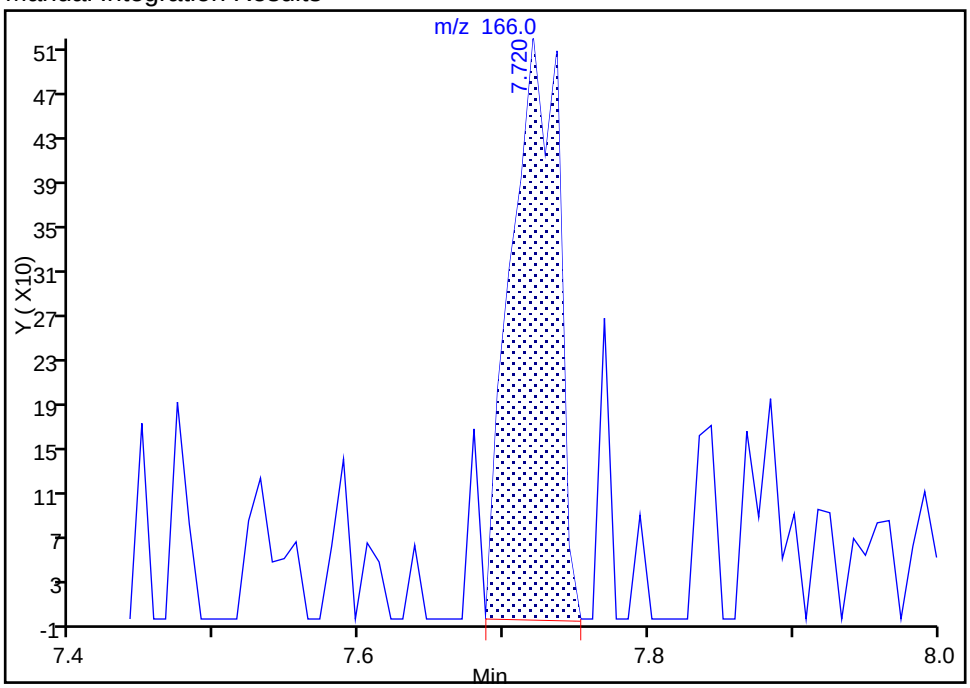

Reviewer: baronm, 12-Mar-2018 20:08:19

Audit Action: Manually Integrated Audit Reason: Incomplete Integration

Manual Integration/User Assign Peak Report

TestAmerica Edison

Data File:	\\ChromNA\Edison\ChromData\CVOAMS6\20180312-68646.b\F60663.D		
Injection Date:	12-Mar-2018 13:08:30	Instrument ID:	CVOAMS6
Lims ID:	460-151079-B-5	Lab Sample ID:	460-151079-5
Client ID:	MW-2I		
Operator ID:		ALS Bottle#:	20 Worklist Smp#: 21
Purge Vol:	5.000 mL	Dil. Factor:	1.0000
Method:	8260624W6	Limit Group:	VOA - 8260C DKQP Water and Solid
Column:	Rtx-624 (0.25 mm)	Detector	MS SCAN

9 Trichlorofluoromethane, CAS: 75-69-4

Signal: 1

Not Detected
Expected RT: 2.36

Processing Integration Results

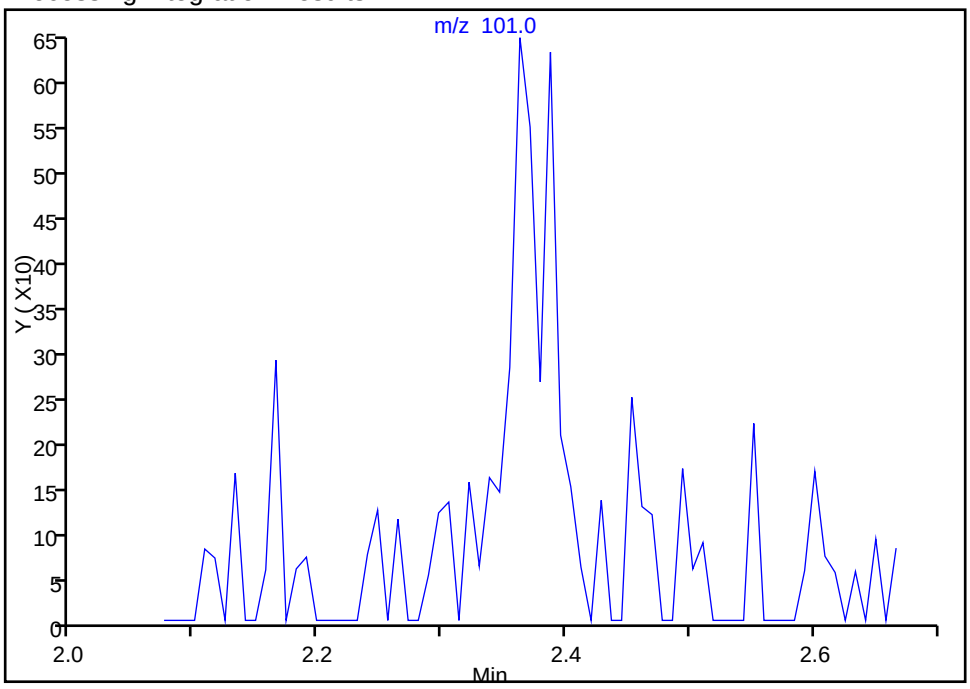

Manual Integration Results

RT: 2.36
Area: 1621
Amount: 0.325949
Amount Units: ug/l

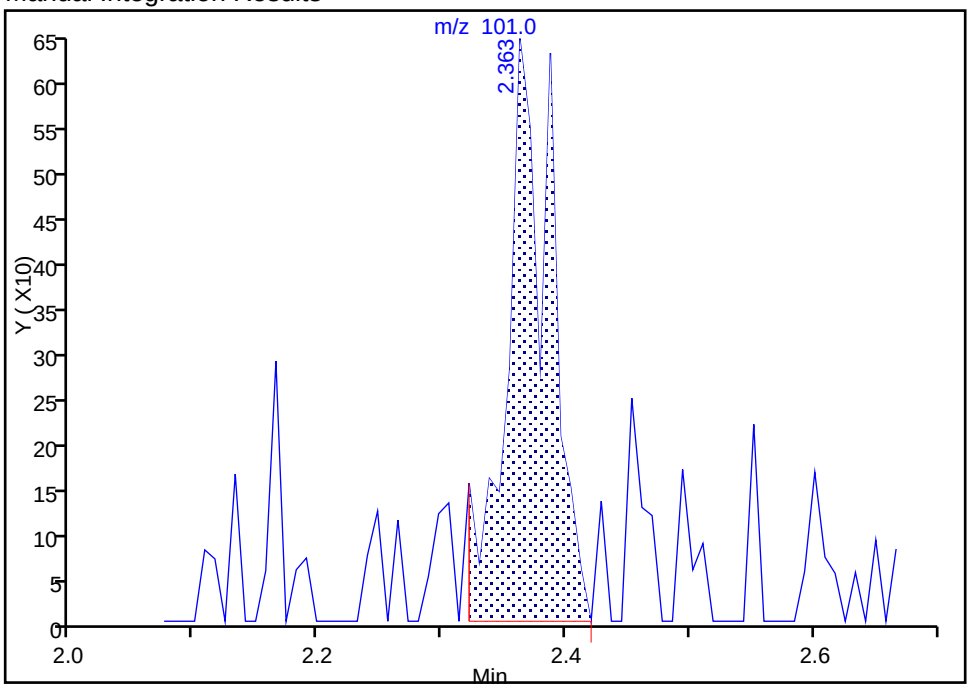

Reviewer: baronm, 12-Mar-2018 20:15:58
Audit Action: Assigned Compound ID Audit Reason: Peak assignment corrected

User Disabled Compound Report

TestAmerica Edison

Data File:	\\ChromNA\Edison\ChromData\CVOAMS6\20180312-68646.b\F60663.D		
Injection Date:	12-Mar-2018 13:08:30	Instrument ID:	CVOAMS6
Lims ID:	460-151079-B-5	Lab Sample ID:	460-151079-5
Client ID:	MW-2I		
Operator ID:		ALS Bottle#:	20 Worklist Smp#: 21
Purge Vol:	5.000 mL	Dil. Factor:	1.0000
Method:	8260624W6	Limit Group:	VOA - 8260C DKQP Water and Solid
Column:	Rtx-624 (0.25 mm)	Detector	MS SCAN

4 Vinyl chloride, CAS: 75-01-4

Processing Results

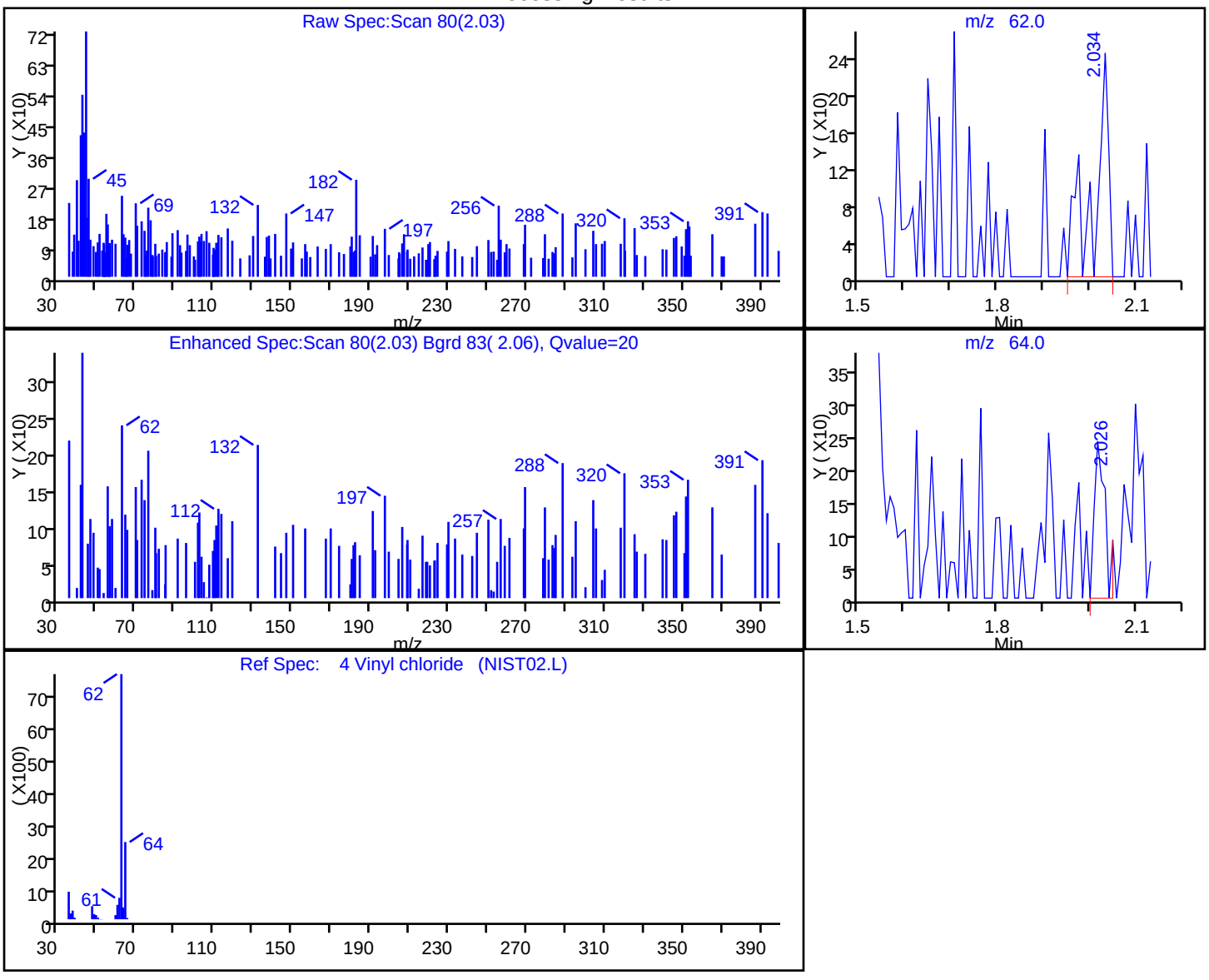

RT	Mass	Response	Amount
2.03	62.00	511	0.142500
2.03	64.00	404	

Reviewer: starzecm, 12-Mar-2018 16:31:58

Audit Action: Marked Compound Undetected Audit Reason: Invalid Compound ID

FORM I
GC/MS VOA ORGANICS ANALYSIS DATA SHEET

Lab Name: TestAmerica Edison | Job No.: 460-151079-1

SDG No.:

Client Sample ID: MW-3D | Lab Sample ID: 460-151079-6

Matrix: Water | Lab File ID: E82037.D

Analysis Method: 8260C | Date Collected: 02/27/2018 10:00

Sample wt/vol: 5(mL) | Date Analyzed: 03/07/2018 16:28

Soil Aliquot Vol: | Dilution Factor: 1

Soil Extract Vol.: | GC Column: Rtx-VMS ID: 0.18(mm)

% Moisture: | Level: (low/med) Low

Analysis Batch No.: 501928 | Units: ug/L

CAS NO.	COMPOUND NAME	RESULT	Q	RL	MDL
71-55-6	1,1,1-Trichloroethane	0.28	U	1.0	0.28
79-34-5	1,1,2,2-Tetrachloroethane	0.19	U	1.0	0.19
79-00-5	1,1,2-Trichloroethane	0.080	U	1.0	0.080
75-34-3	1,1-Dichloroethane	0.24	U	1.0	0.24
75-35-4	1,1-Dichloroethene	0.34	U	1.0	0.34
87-61-6	1,2,3-Trichlorobenzene	0.35	U	1.0	0.35
120-82-1	1,2,4-Trichlorobenzene	0.27	U	1.0	0.27
96-12-8	1,2-Dibromo-3-Chloropropane	0.23	U	1.0	0.23
106-93-4	1,2-Dibromoethane	0.19	U	1.0	0.19
95-50-1	1,2-Dichlorobenzene	0.22	U	1.0	0.22
107-06-2	1,2-Dichloroethane	0.25	U	1.0	0.25
78-87-5	1,2-Dichloropropane	0.18	U	1.0	0.18
541-73-1	1,3-Dichlorobenzene	0.33	U	1.0	0.33
106-46-7	1,4-Dichlorobenzene	0.33	U	1.0	0.33
123-91-1	1,4-Dioxane	8.7	U	50	8.7
78-93-3	2-Butanone	2.2	U	5.0	2.2
591-78-6	2-Hexanone	0.72	U	5.0	0.72
108-10-1	4-Methyl-2-pentanone	0.63	U	5.0	0.63
67-64-1	Acetone	4.9	J	5.0	1.1
71-43-2	Benzene	0.090	U	1.0	0.090
74-97-5	Bromochloromethane	0.30	U	1.0	0.30
75-27-4	Bromodichloromethane	0.15	U	1.0	0.15
75-25-2	Bromoform	0.18	U	1.0	0.18
74-83-9	Bromomethane	0.18	U	1.0	0.18
75-15-0	Carbon disulfide	0.22	U	1.0	0.22
56-23-5	Carbon tetrachloride	0.33	U	1.0	0.33
108-90-7	Chlorobenzene	0.24	U	1.0	0.24
75-00-3	Chloroethane	0.37	U	1.0	0.37
67-66-3	Chloroform	0.22	U	1.0	0.22
74-87-3	Chloromethane	0.22	U	1.0	0.22
156-59-2	cis-1,2-Dichloroethene	0.26	U	1.0	0.26
10061-01-5	cis-1,3-Dichloropropene	0.16	U	1.0	0.16
110-82-7	Cyclohexane	0.26	U	1.0	0.26
124-48-1	Dibromochloromethane	0.22	U	1.0	0.22
75-71-8	Dichlorodifluoromethane	0.14	U	1.0	0.14
100-41-4	Ethylbenzene	0.30	U	1.0	0.30

FORM I
GC/MS VOA ORGANICS ANALYSIS DATA SHEET

Lab Name: TestAmerica Edison | Job No.: 460-151079-1

SDG No.:

Client Sample ID: MW-3D | Lab Sample ID: 460-151079-6

Matrix: Water | Lab File ID: E82037.D

Analysis Method: 8260C | Date Collected: 02/27/2018 10:00

Sample wt/vol: 5(mL) | Date Analyzed: 03/07/2018 16:28

Soil Aliquot Vol: | Dilution Factor: 1

Soil Extract Vol.: | GC Column: Rtx-VMS ID: 0.18(mm)

% Moisture: | Level: (low/med) Low

Analysis Batch No.: 501928 | Units: ug/L

CAS NO.	COMPOUND NAME	RESULT	Q	RL	MDL
76-13-1	Freon TF	0.34	U	1.0	0.34
98-82-8	Isopropylbenzene	0.32	U	1.0	0.32
179601-23-1	m&p-Xylene	0.28	U	1.0	0.28
79-20-9	Methyl acetate	0.58	U	5.0	0.58
108-87-2	Methylcyclohexane	0.22	U	1.0	0.22
75-09-2	Methylene Chloride	0.60	J	1.0	0.21
1634-04-4	MTBE	0.13	U	1.0	0.13
95-47-6	o-Xylene	0.32	U	1.0	0.32
100-42-5	Styrene	0.17	U	1.0	0.17
127-18-4	Tetrachloroethene	0.12	U	1.0	0.12
108-88-3	Toluene	0.25	U	1.0	0.25
156-60-5	trans-1,2-Dichloroethene	0.18	U	1.0	0.18
10061-02-6	trans-1,3-Dichloropropene	0.19	U	1.0	0.19
79-01-6	Trichloroethene	0.22	U	1.0	0.22
75-69-4	Trichlorofluoromethane	0.15	U	1.0	0.15
75-01-4	Vinyl chloride	0.060	U	1.0	0.060

CAS NO.	SURROGATE	%REC	Q	LIMITS
17060-07-0	1,2-Dichloroethane-d4 (Surr)	110		70-130
460-00-4	Bromofluorobenzene	93		70-130
1868-53-7	Dibromofluoromethane (Surr)	107		70-130
2037-26-5	Toluene-d8 (Surr)	108		70-130

FORM I
GC/MS VOA ORGANICS ANALYSIS DATA SHEET
TENTATIVELY IDENTIFIED COMPOUNDS

Lab Name: TestAmerica Edison Job No.: 460-151079-1

SDG No.:

Client Sample ID: MW-3D Lab Sample ID: 460-151079-6

Matrix: Water Lab File ID: E82037.D

Analysis Method: 8260C Date Collected: 02/27/2018 10:00

Sample wt/vol: 5(mL) Date Analyzed: 03/07/2018 16:28

Soil Aliquot Vol: Dilution Factor: 1

Soil Extract Vol.: GC Column: Rtx-VMS ID: 0.18(mm)

% Moisture: Level: (low/med) Low

Analysis Batch No.: 501928 Units: ug/L

Number TICs Found: 0 TIC Result Total: 0

CAS NO.	COMPOUND NAME	RT	RESULT	Q	MATCH QUALITY
	Tentatively Identified Compound		None		

TestAmerica Edison
Target Compound Quantitation Report

Data File: \\ChromNA\Edison\ChromData\CVOAMS5\20180307-68451.b\E82037.D
Lims ID: 460-151079-A-6
Client ID: MW-3D
Sample Type: Client
Inject. Date: 07-Mar-2018 16:28:30 ALS Bottle#: 17 Worklist Smp#: 18
Purge Vol: 5.000 mL Dil. Factor: 1.0000
Sample Info: 460-151079-A-6
Misc. Info.: 460-0068451-018
Operator ID: Instrument ID: CVOAMS5

Method: \\ChromNA\Edison\ChromData\CVOAMS5\20180307-68451.b\8260W_5.m
Limit Group: VOA - 8260C DKQP Water and Solid
Last Update: 12-Mar-2018 13:22:53 Calib Date: 06-Mar-2018 08:33:30
Integrator: RTE ID Type: Deconvolution ID
Quant Method: Internal Standard Quant By: Initial Calibration
Last ICal File: \\ChromNA\Edison\ChromData\CVOAMS5\20180306-68384.b\E81978.D

Column 1 : Rtx-VMS (0.18 mm) Det: MS SCAN
Process Host: XAWRK011

First Level Reviewer: tupayachia Date: 08-Mar-2018 09:07:51

Compound	Sig	RT (min.)	Exp RT (min.)	Dlt RT (min.)	Q	Response	OnCol Amt ug/l	Flags
23 Methylene Chloride	84	2.077	2.077	0.000	93	4028	0.6008	
24 Acetone	58	2.110	2.109	0.001	61	684	4.87	
* 29 TBA-d9 (IS)	65	2.266	2.274	-0.008	89	68888	1000.0	
$ 47 Dibromofluoromethane (Surr	113	3.328	3.327	0.001	96	116471	53.4	
* 49 2-Butanone-d5	46	3.402	3.402	0.000	99	117644	250.0	
$ 57 1,2-Dichloroethane-d4 (Sur	65	3.764	3.764	0.000	97	117442	54.8	
* 61 Fluorobenzene	96	4.011	4.011	0.000	99	412212	50.0	
* 72 1,4-Dioxane-d8	96	4.932	4.941	-0.008	96	10775	1000.0	
$ 78 Toluene-d8 (Surr)	98	5.616	5.615	0.001	99	453791	54.0	
* 92 Chlorobenzene-d5	117	7.541	7.541	0.000	85	346999	50.0	
$ 103 4-Bromofluorobenzene	174	9.335	9.335	0.000	91	115539	46.6	
* 119 1,4-Dichlorobenzene-d4	152	11.121	11.121	0.000	95	178670	50.0	

Reagents:

8260SURR250_00169 Amount Added: 1.00 Units: uL Run Reagent
8260ISNEW_00119 Amount Added: 1.00 Units: uL Run Reagent

Report Date: 12-Mar-2018 13:25:44 Chrom Revision: 2.2 08-Feb-2018 13:38:42

TestAmerica Edison

Data File: \\ChromNA\Edison\ChromData\CVOAMS5\20180307-68451.b\E82037.D

Injection Date:	07-Mar-2018 16:28:30	Instrument ID:	CVOAMS5	Operator ID:	
Lims ID:	460-151079-A-6	Lab Sample ID:	460-151079-6	Worklist Smp#:	18
Client ID:	MW-3D				
Purge Vol:	5.000 mL	Dil. Factor:	1.0000	ALS Bottle#:	17
Method:	8260W_5	Limit Group:	VOA - 8260C DKQP Water and Solid		

Column: Rtx-VMS (0.18 mm)

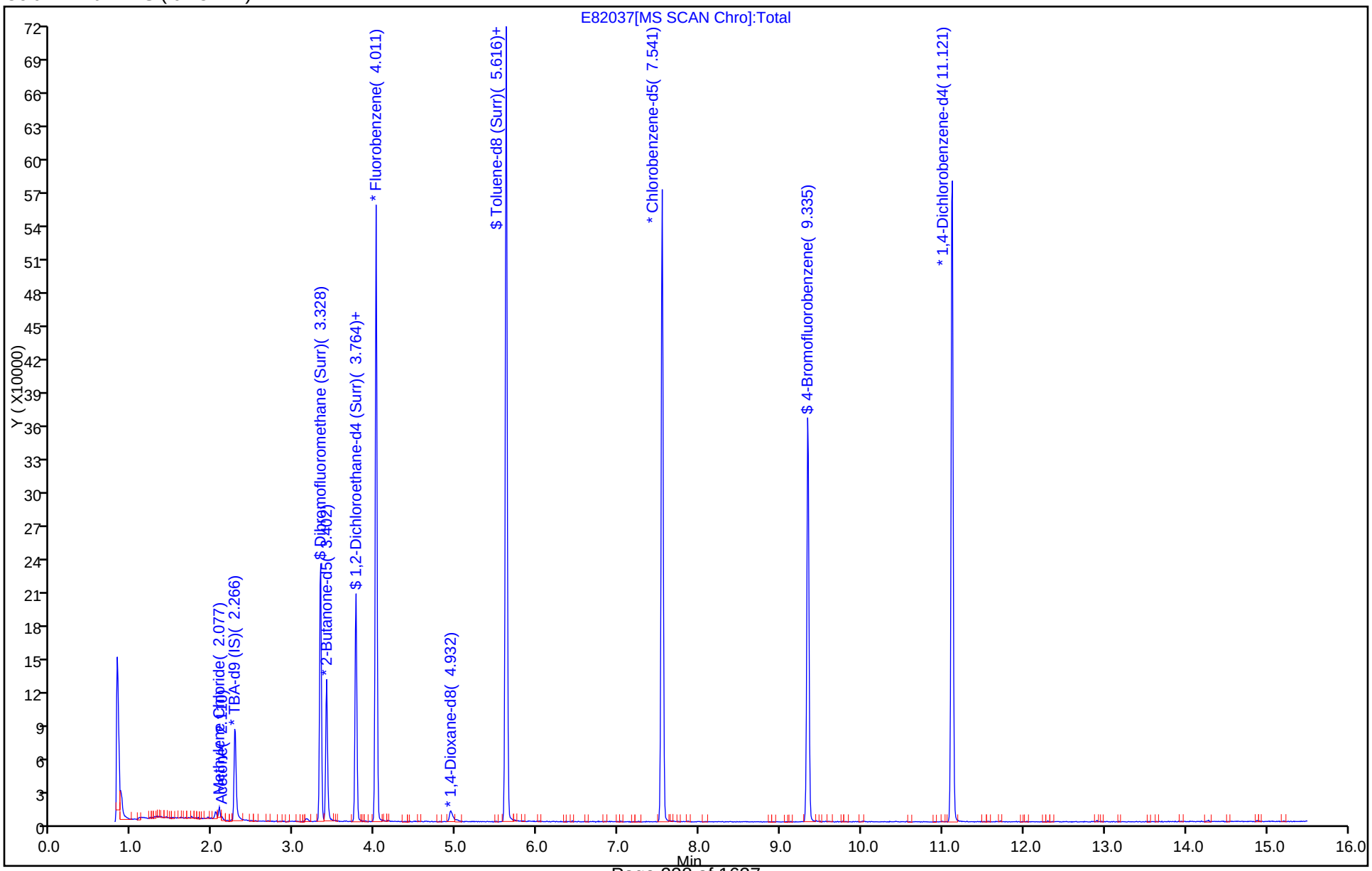

Report Date: 12-Mar-2018 13:25:44 Chrom Revision: 2.2 08-Feb-2018 13:38:42

TestAmerica Edison

Data File: \\ChromNA\Edison\ChromData\CVOAMS5\20180307-68451.b\E82037.D

Injection Date:	07-Mar-2018 16:28:30	Instrument ID:	CVOAMS5
Lims ID:	460-151079-A-6	Lab Sample ID:	460-151079-6
Client ID:	MW-3D		
Operator ID:		ALS Bottle#:	17 Worklist Smp#: 18
Purge Vol:	5.000 mL	Dil. Factor:	1.0000
Method:	8260W_5	Limit Group:	VOA - 8260C DKQP Water and Solid
Column:	Rtx-VMS (0.18 mm)	Detector	MS SCAN

24 Acetone, CAS: 67-64-1

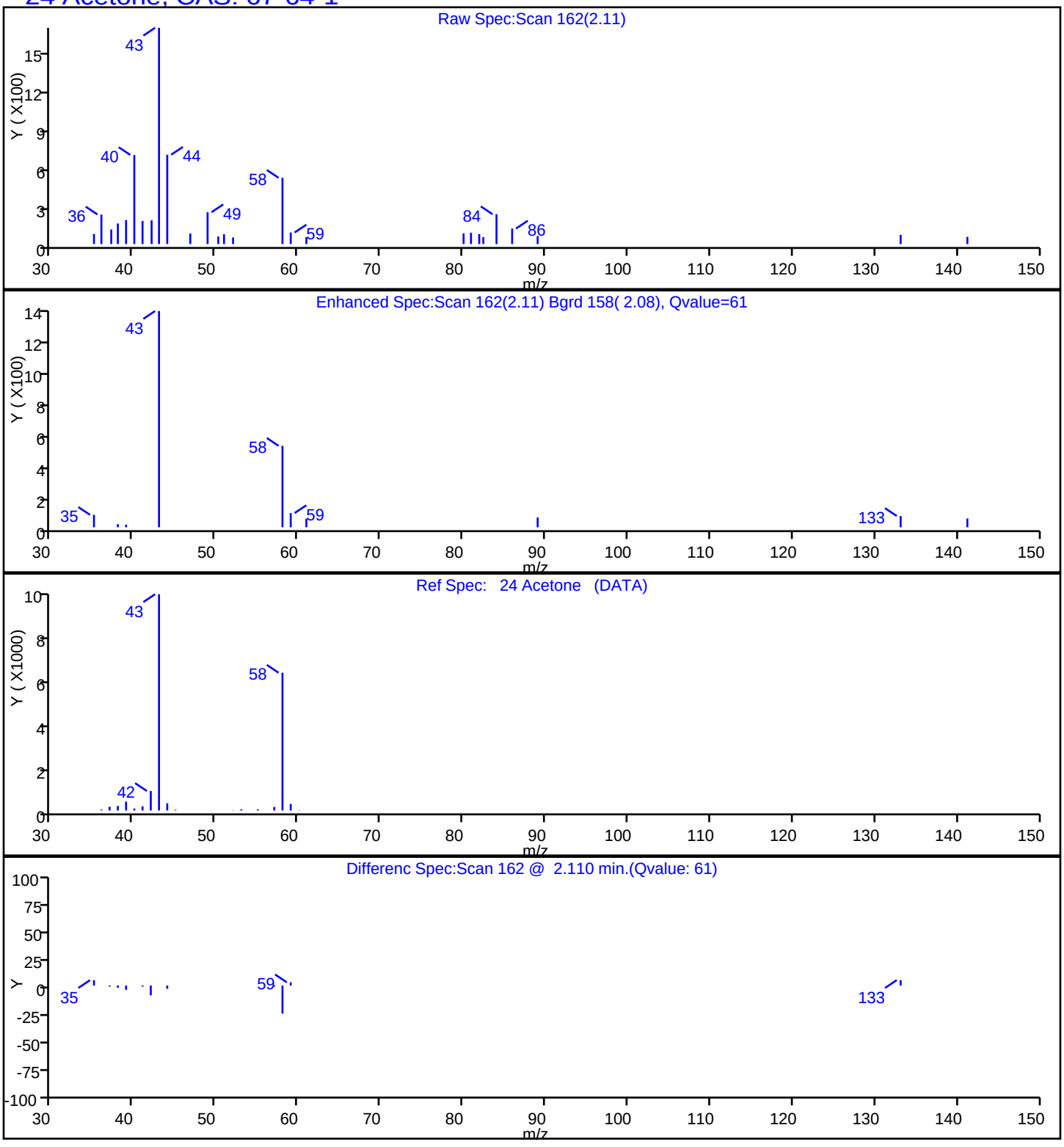

Report Date: 12-Mar-2018 13:25:44 Chrom Revision: 2.2 08-Feb-2018 13:38:42

TestAmerica Edison

Data File: \\ChromNA\Edison\ChromData\CVOAMS5\20180307-68451.b\E82037.D

Injection Date:	07-Mar-2018 16:28:30	Instrument ID:	CVOAMS5
Lims ID:	460-151079-A-6	Lab Sample ID:	460-151079-6
Client ID:	MW-3D		
Operator ID:		ALS Bottle#:	17 Worklist Smp#: 18
Purge Vol:	5.000 mL	Dil. Factor:	1.0000
Method:	8260W_5	Limit Group:	VOA - 8260C DKQP Water and Solid
Column:	Rtx-VMS (0.18 mm)	Detector	MS SCAN

23 Methylene Chloride, CAS: 75-09-2

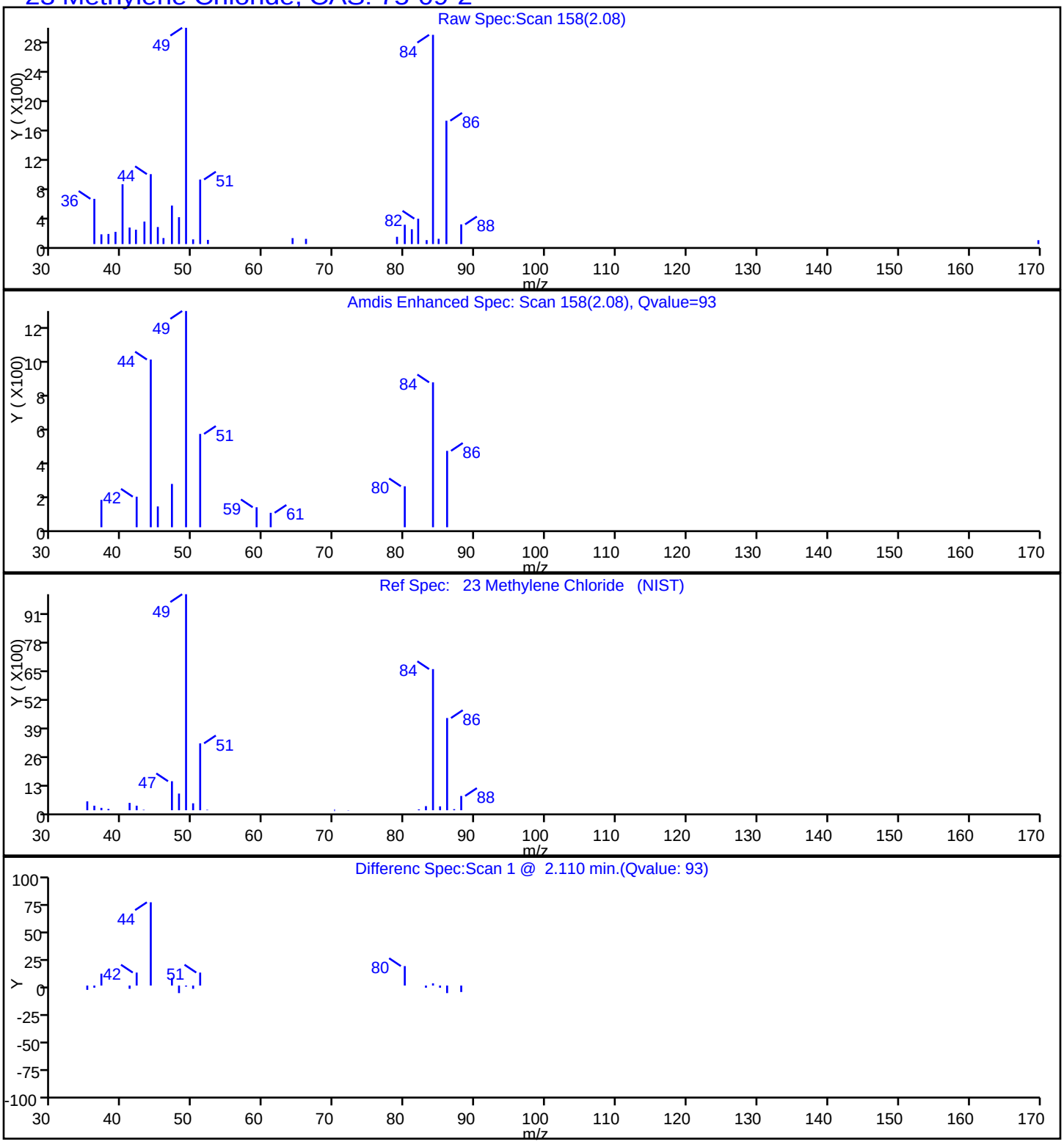

FORM I
GC/MS VOA ORGANICS ANALYSIS DATA SHEET

Lab Name: TestAmerica Edison | Job No.: 460-151079-1

SDG No.:

Client Sample ID: MW-501S | Lab Sample ID: 460-151079-7

Matrix: Water | Lab File ID: E82038.D

Analysis Method: 8260C | Date Collected: 02/27/2018 08:00

Sample wt/vol: 5(mL) | Date Analyzed: 03/07/2018 16:54

Soil Aliquot Vol: | Dilution Factor: 1

Soil Extract Vol.: | GC Column: Rtx-VMS ID: 0.18(mm)

% Moisture: | Level: (low/med) Low

Analysis Batch No.: 501928 | Units: ug/L

CAS NO.	COMPOUND NAME	RESULT	Q	RL	MDL
71-55-6	1,1,1-Trichloroethane	0.28	U	1.0	0.28
79-34-5	1,1,2,2-Tetrachloroethane	0.19	U	1.0	0.19
79-00-5	1,1,2-Trichloroethane	0.080	U	1.0	0.080
75-34-3	1,1-Dichloroethane	0.24	U	1.0	0.24
75-35-4	1,1-Dichloroethene	0.34	U	1.0	0.34
87-61-6	1,2,3-Trichlorobenzene	0.35	U	1.0	0.35
120-82-1	1,2,4-Trichlorobenzene	0.27	U	1.0	0.27
96-12-8	1,2-Dibromo-3-Chloropropane	0.23	U	1.0	0.23
106-93-4	1,2-Dibromoethane	0.19	U	1.0	0.19
95-50-1	1,2-Dichlorobenzene	0.22	U	1.0	0.22
107-06-2	1,2-Dichloroethane	0.25	U	1.0	0.25
78-87-5	1,2-Dichloropropane	0.18	U	1.0	0.18
541-73-1	1,3-Dichlorobenzene	0.33	U	1.0	0.33
106-46-7	1,4-Dichlorobenzene	0.33	U	1.0	0.33
123-91-1	1,4-Dioxane	8.7	U	50	8.7
78-93-3	2-Butanone	2.2	U	5.0	2.2
591-78-6	2-Hexanone	0.72	U	5.0	0.72
108-10-1	4-Methyl-2-pentanone	0.63	U	5.0	0.63
67-64-1	Acetone	5.2		5.0	1.1
71-43-2	Benzene	0.090	U	1.0	0.090
74-97-5	Bromochloromethane	0.30	U	1.0	0.30
75-27-4	Bromodichloromethane	0.15	U	1.0	0.15
75-25-2	Bromoform	0.18	U	1.0	0.18
74-83-9	Bromomethane	0.18	U	1.0	0.18
75-15-0	Carbon disulfide	0.22	U	1.0	0.22
56-23-5	Carbon tetrachloride	0.33	U	1.0	0.33
108-90-7	Chlorobenzene	0.24	U	1.0	0.24
75-00-3	Chloroethane	0.37	U	1.0	0.37
67-66-3	Chloroform	3.0		1.0	0.22
74-87-3	Chloromethane	0.22	U	1.0	0.22
156-59-2	cis-1,2-Dichloroethene	0.26	U	1.0	0.26
10061-01-5	cis-1,3-Dichloropropene	0.16	U	1.0	0.16
110-82-7	Cyclohexane	0.26	U	1.0	0.26
124-48-1	Dibromochloromethane	0.22	U	1.0	0.22
75-71-8	Dichlorodifluoromethane	0.14	U	1.0	0.14
100-41-4	Ethylbenzene	0.30	U	1.0	0.30

FORM I
GC/MS VOA ORGANICS ANALYSIS DATA SHEET

Lab Name: TestAmerica Edison | Job No.: 460-151079-1

SDG No.:

Client Sample ID: MW-501S | Lab Sample ID: 460-151079-7

Matrix: Water | Lab File ID: E82038.D

Analysis Method: 8260C | Date Collected: 02/27/2018 08:00

Sample wt/vol: 5(mL) | Date Analyzed: 03/07/2018 16:54

Soil Aliquot Vol: | Dilution Factor: 1

Soil Extract Vol.: | GC Column: Rtx-VMS ID: 0.18(mm)

% Moisture: | Level: (low/med) Low

Analysis Batch No.: 501928 | Units: ug/L

CAS NO.	COMPOUND NAME	RESULT	Q	RL	MDL
76-13-1	Freon TF	0.34	U	1.0	0.34
98-82-8	Isopropylbenzene	0.32	U	1.0	0.32
179601-23-1	m&p-Xylene	0.28	U	1.0	0.28
79-20-9	Methyl acetate	0.58	U	5.0	0.58
108-87-2	Methylcyclohexane	0.22	U	1.0	0.22
75-09-2	Methylene Chloride	1.0		1.0	0.21
1634-04-4	MTBE	0.13	U	1.0	0.13
95-47-6	o-Xylene	0.32	U	1.0	0.32
100-42-5	Styrene	0.17	U	1.0	0.17
127-18-4	Tetrachloroethene	0.12	U	1.0	0.12
108-88-3	Toluene	0.25	U	1.0	0.25
156-60-5	trans-1,2-Dichloroethene	0.18	U	1.0	0.18
10061-02-6	trans-1,3-Dichloropropene	0.19	U	1.0	0.19
79-01-6	Trichloroethene	0.22	U	1.0	0.22
75-69-4	Trichlorofluoromethane	0.15	U	1.0	0.15
75-01-4	Vinyl chloride	0.060	U	1.0	0.060

CAS NO.	SURROGATE	%REC	Q	LIMITS
17060-07-0	1,2-Dichloroethane-d4 (Surr)	105		70-130
460-00-4	Bromofluorobenzene	89		70-130
1868-53-7	Dibromofluoromethane (Surr)	103		70-130
2037-26-5	Toluene-d8 (Surr)	103		70-130

FORM I
GC/MS VOA ORGANICS ANALYSIS DATA SHEET
TENTATIVELY IDENTIFIED COMPOUNDS

Lab Name: TestAmerica Edison | Job No.: 460-151079-1

SDG No.:

Client Sample ID: MW-501S | Lab Sample ID: 460-151079-7

Matrix: Water | Lab File ID: E82038.D

Analysis Method: 8260C | Date Collected: 02/27/2018 08:00

Sample wt/vol: 5(mL) | Date Analyzed: 03/07/2018 16:54

Soil Aliquot Vol: | Dilution Factor: 1

Soil Extract Vol.: | GC Column: Rtx-VMS ID: 0.18(mm)

% Moisture: | Level: (low/med) Low

Analysis Batch No.: 501928 | Units: ug/L

Number TICs Found: 0 | TIC Result Total: 0

CAS NO.	COMPOUND NAME	RT	RESULT	Q	MATCH QUALITY
	Tentatively Identified Compound		None		

TestAmerica Edison
Target Compound Quantitation Report

Data File: \\ChromNA\Edison\ChromData\CVOAMS5\20180307-68451.b\E82038.D
Lims ID: 460-151079-A-7
Client ID: MW-501S
Sample Type: Client
Inject. Date: 07-Mar-2018 16:54:30 ALS Bottle#: 18 Worklist Smp#: 19
Purge Vol: 5.000 mL Dil. Factor: 1.0000
Sample Info: 460-151079-A-7
Misc. Info.: 460-0068451-019
Operator ID: Instrument ID: CVOAMS5

Method: \\ChromNA\Edison\ChromData\CVOAMS5\20180307-68451.b\8260W_5.m
Limit Group: VOA - 8260C DKQP Water and Solid
Last Update: 12-Mar-2018 13:22:53 Calib Date: 06-Mar-2018 08:33:30
Integrator: RTE ID Type: Deconvolution ID
Quant Method: Internal Standard Quant By: Initial Calibration
Last ICal File: \\ChromNA\Edison\ChromData\CVOAMS5\20180306-68384.b\E81978.D

Column 1 : Rtx-VMS (0.18 mm) Det: MS SCAN
Process Host: XAWRK011

First Level Reviewer: tupayachia Date: 08-Mar-2018 09:08:13

Compound	Sig	RT (min.)	Exp RT (min.)	Dlt RT (min.)	Q	Response	OnCol Amt ug/l	Flags
23 Methylene Chloride	84	2.077	2.077	0.000	84	5472	1.04	
24 Acetone	58	2.110	2.109	0.001	48	732	5.22	
* 29 TBA-d9 (IS)	65	2.266	2.274	-0.008	91	70310	1000.0	
42 Chloroform	83	3.179	3.179	0.000	98	12347	3.02	
$ 47 Dibromofluoromethane (Surr	113	3.328	3.327	0.001	96	112018	51.4	
* 49 2-Butanone-d5	46	3.402	3.402	0.000	99	117553	250.0	
$ 57 1,2-Dichloroethane-d4 (Sur	65	3.764	3.764	0.000	96	113059	52.7	
* 61 Fluorobenzene	96	4.011	4.011	0.000	99	412577	50.0	
* 72 1,4-Dioxane-d8	96	4.932	4.941	-0.008	98	10035	1000.0	
$ 78 Toluene-d8 (Surr)	98	5.615	5.615	0.000	99	435861	51.6	
* 92 Chlorobenzene-d5	117	7.541	7.541	0.000	85	348469	50.0	
$ 103 4-Bromofluorobenzene	174	9.335	9.335	0.000	91	110377	44.3	
* 119 1,4-Dichlorobenzene-d4	152	11.121	11.121	0.000	95	177061	50.0	

Reagents:

8260SURR250_00169	Amount Added:	1.00	Units: uL	Run Reagent
8260ISNEW_00119	Amount Added:	1.00	Units: uL	Run Reagent

Report Date: 12-Mar-2018 13:25:45 Chrom Revision: 2.2 08-Feb-2018 13:38:42

TestAmerica Edison

Data File: \\ChromNA\Edison\ChromData\CVOAMS5\20180307-68451.b\E82038.D

Injection Date:	07-Mar-2018 16:54:30	Instrument ID:	CVOAMS5	Operator ID:	
Lims ID:	460-151079-A-7	Lab Sample ID:	460-151079-7	Worklist Smp#:	19
Client ID:	MW-501S				
Purge Vol:	5.000 mL	Dil. Factor:	1.0000	ALS Bottle#:	18
Method:	8260W_5	Limit Group:	VOA - 8260C DKQP Water and Solid		

Column: Rtx-VMS (0.18 mm)

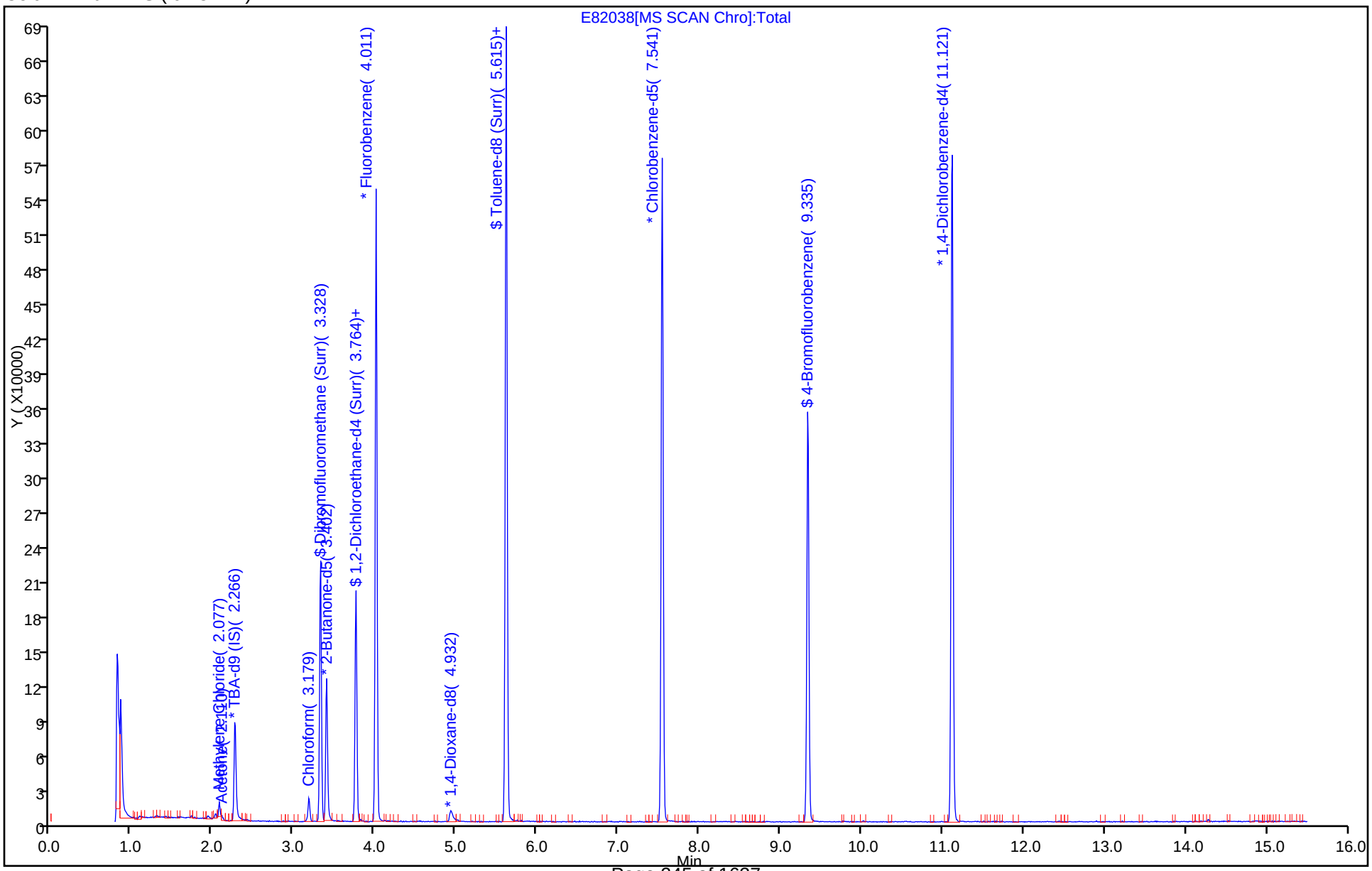

Report Date: 12-Mar-2018 13:25:46 Chrom Revision: 2.2 08-Feb-2018 13:38:42

TestAmerica Edison

Data File: \\ChromNA\Edison\ChromData\CVOAMS5\20180307-68451.b\E82038.D

Injection Date:	07-Mar-2018 16:54:30	Instrument ID:	CVOAMS5
Lims ID:	460-151079-A-7	Lab Sample ID:	460-151079-7
Client ID:	MW-501S		
Operator ID:		ALS Bottle#:	18 Worklist Smp#: 19
Purge Vol:	5.000 mL	Dil. Factor:	1.0000
Method:	8260W_5	Limit Group:	VOA - 8260C DKQP Water and Solid
Column:	Rtx-VMS (0.18 mm)	Detector	MS SCAN

24 Acetone, CAS: 67-64-1

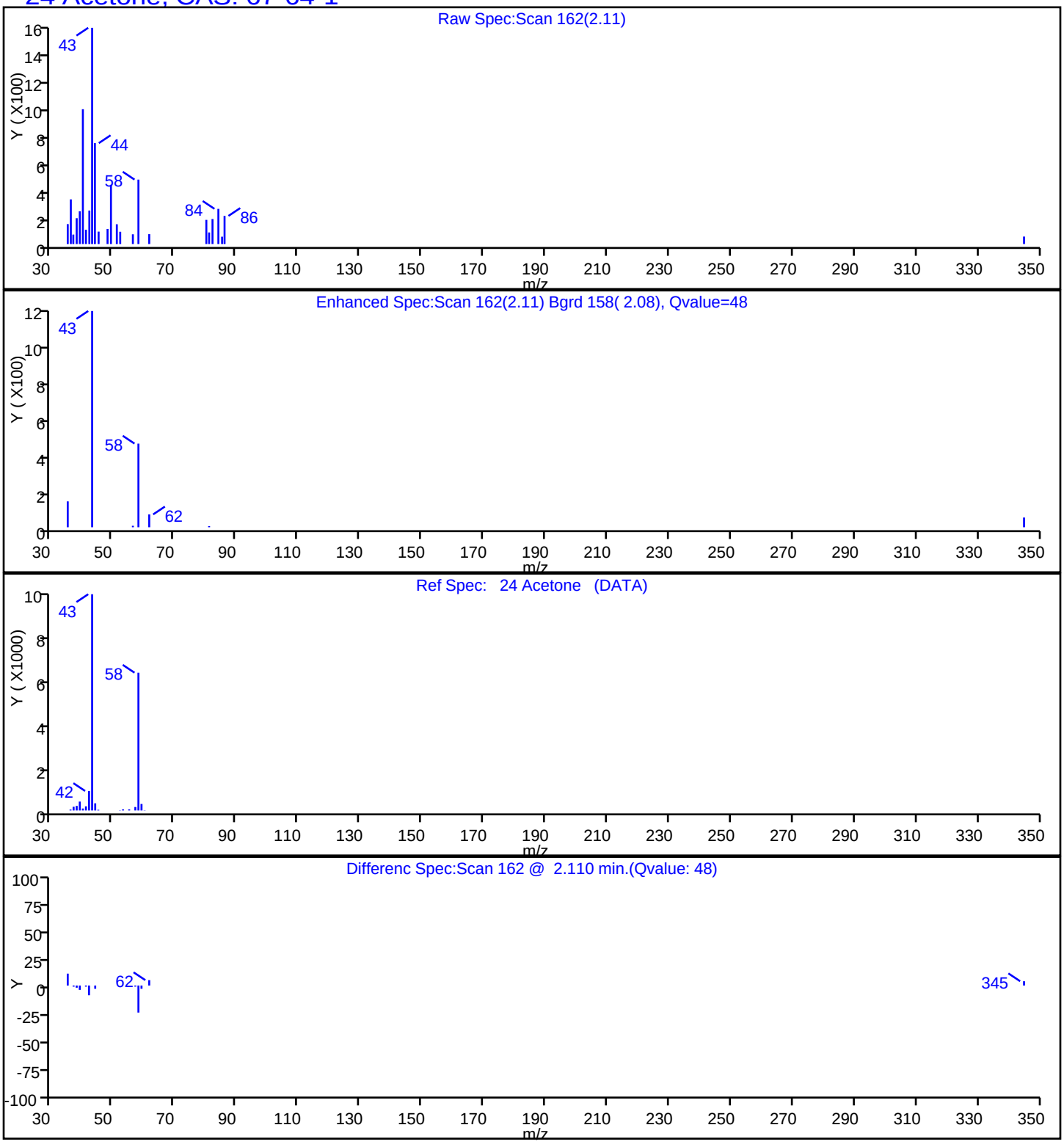

Report Date: 12-Mar-2018 13:25:46 Chrom Revision: 2.2 08-Feb-2018 13:38:42

TestAmerica Edison

Data File: \\ChromNA\Edison\ChromData\CVOAMS5\20180307-68451.b\E82038.D

Injection Date:	07-Mar-2018 16:54:30	Instrument ID:	CVOAMS5
Lims ID:	460-151079-A-7	Lab Sample ID:	460-151079-7
Client ID:	MW-501S		
Operator ID:		ALS Bottle#:	18 Worklist Smp#: 19
Purge Vol:	5.000 mL	Dil. Factor:	1.0000
Method:	8260W_5	Limit Group:	VOA - 8260C DKQP Water and Solid
Column:	Rtx-VMS (0.18 mm)	Detector	MS SCAN

42 Chloroform, CAS: 67-66-3

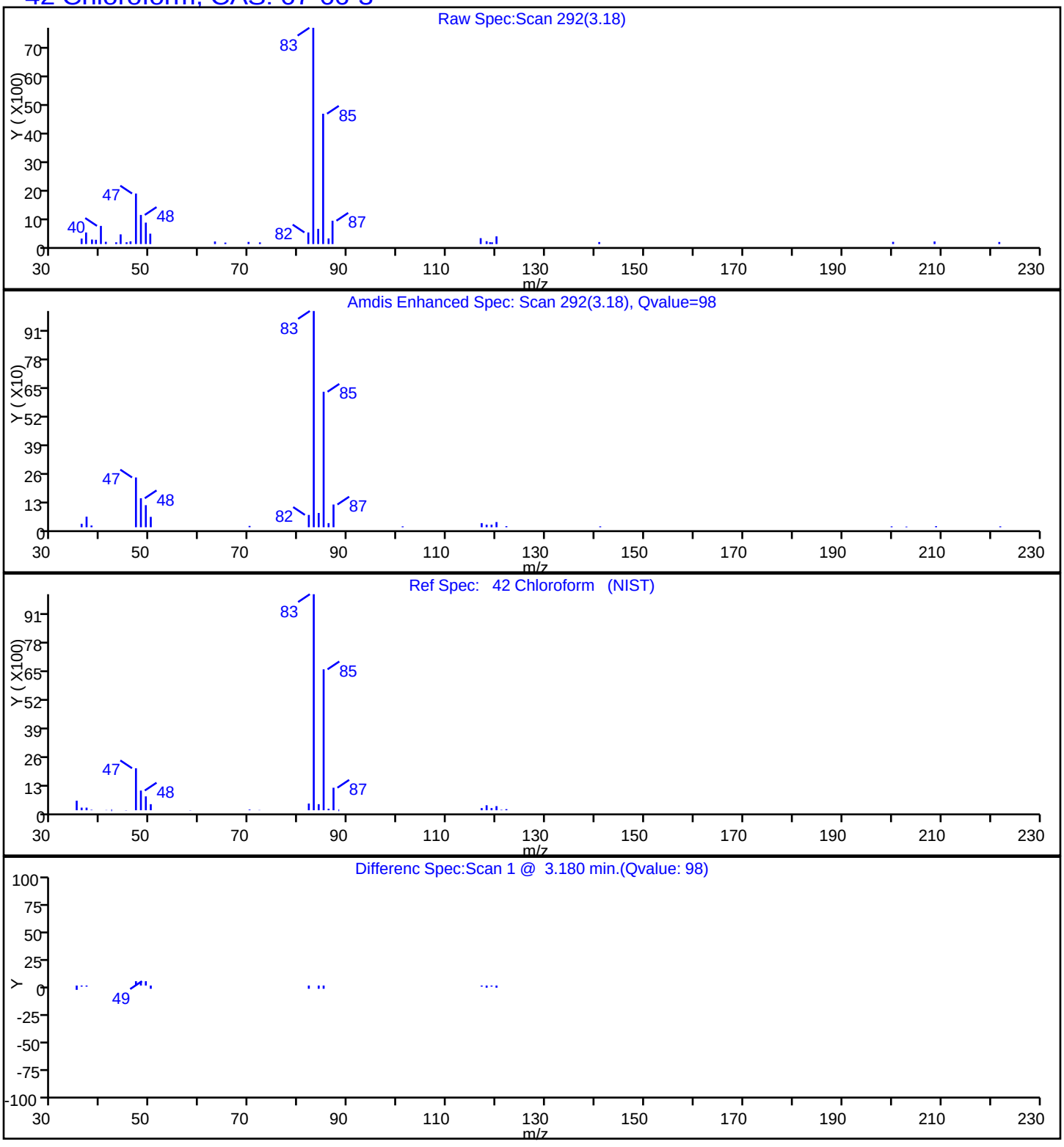

Report Date: 12-Mar-2018 13:25:45 Chrom Revision: 2.2 08-Feb-2018 13:38:42

TestAmerica Edison

Data File: \\ChromNA\Edison\ChromData\CVOAMS5\20180307-68451.b\E82038.D

Injection Date:	07-Mar-2018 16:54:30	Instrument ID:	CVOAMS5
Lims ID:	460-151079-A-7	Lab Sample ID:	460-151079-7
Client ID:	MW-501S		
Operator ID:		ALS Bottle#:	18 Worklist Smp#: 19
Purge Vol:	5.000 mL	Dil. Factor:	1.0000
Method:	8260W_5	Limit Group:	VOA - 8260C DKQP Water and Solid
Column:	Rtx-VMS (0.18 mm)	Detector	MS SCAN

23 Methylene Chloride, CAS: 75-09-2

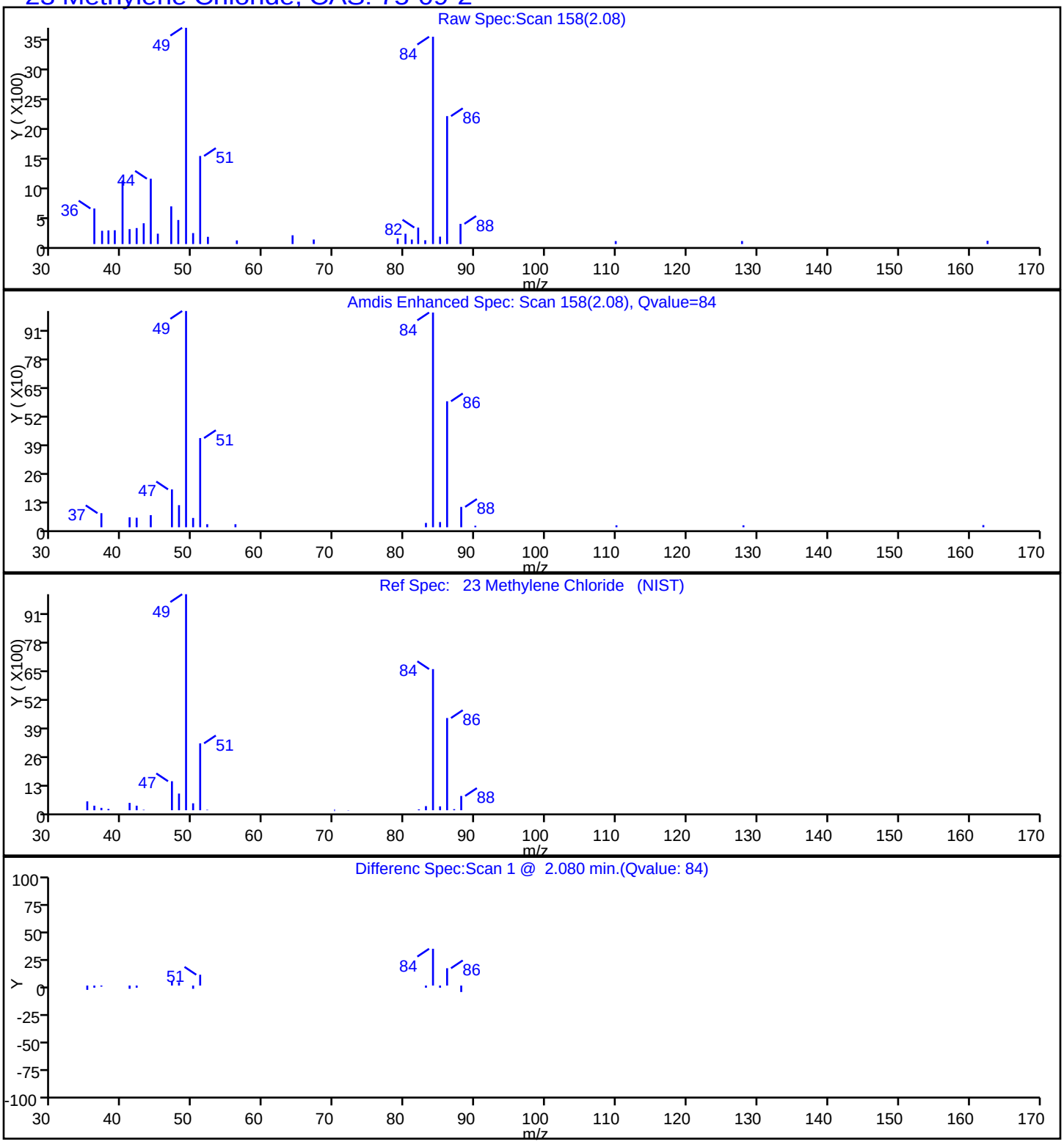

FORM I
GC/MS VOA ORGANICS ANALYSIS DATA SHEET

Lab Name: TestAmerica Edison | Job No.: 460-151079-1

SDG No.:

Client Sample ID: MW-501I | Lab Sample ID: 460-151079-8

Matrix: Water | Lab File ID: E82039.D

Analysis Method: 8260C | Date Collected: 02/27/2018 08:05

Sample wt/vol: 5(mL) | Date Analyzed: 03/07/2018 17:21

Soil Aliquot Vol: | Dilution Factor: 1

Soil Extract Vol.: | GC Column: Rtx-VMS ID: 0.18(mm)

% Moisture: | Level: (low/med) Low

Analysis Batch No.: 501928 | Units: ug/L

CAS NO.	COMPOUND NAME	RESULT	Q	RL	MDL
71-55-6	1,1,1-Trichloroethane	0.28	U	1.0	0.28
79-34-5	1,1,2,2-Tetrachloroethane	0.19	U	1.0	0.19
79-00-5	1,1,2-Trichloroethane	0.080	U	1.0	0.080
75-34-3	1,1-Dichloroethane	0.24	U	1.0	0.24
75-35-4	1,1-Dichloroethene	0.34	U	1.0	0.34
87-61-6	1,2,3-Trichlorobenzene	0.35	U	1.0	0.35
120-82-1	1,2,4-Trichlorobenzene	0.27	U	1.0	0.27
96-12-8	1,2-Dibromo-3-Chloropropane	0.23	U	1.0	0.23
106-93-4	1,2-Dibromoethane	0.19	U	1.0	0.19
95-50-1	1,2-Dichlorobenzene	0.22	U	1.0	0.22
107-06-2	1,2-Dichloroethane	0.25	U	1.0	0.25
78-87-5	1,2-Dichloropropane	0.18	U	1.0	0.18
541-73-1	1,3-Dichlorobenzene	0.33	U	1.0	0.33
106-46-7	1,4-Dichlorobenzene	0.33	U	1.0	0.33
123-91-1	1,4-Dioxane	8.7	U	50	8.7
78-93-3	2-Butanone	2.2	U	5.0	2.2
591-78-6	2-Hexanone	0.72	U	5.0	0.72
108-10-1	4-Methyl-2-pentanone	0.63	U	5.0	0.63
67-64-1	Acetone	3.8	J	5.0	1.1
71-43-2	Benzene	0.090	U	1.0	0.090
74-97-5	Bromochloromethane	0.30	U	1.0	0.30
75-27-4	Bromodichloromethane	0.15	U	1.0	0.15
75-25-2	Bromoform	0.18	U	1.0	0.18
74-83-9	Bromomethane	0.18	U	1.0	0.18
75-15-0	Carbon disulfide	0.22	U	1.0	0.22
56-23-5	Carbon tetrachloride	0.33	U	1.0	0.33
108-90-7	Chlorobenzene	0.24	U	1.0	0.24
75-00-3	Chloroethane	0.37	U	1.0	0.37
67-66-3	Chloroform	0.22	U	1.0	0.22
74-87-3	Chloromethane	0.22	U	1.0	0.22
156-59-2	cis-1,2-Dichloroethene	0.26	U	1.0	0.26
10061-01-5	cis-1,3-Dichloropropene	0.16	U	1.0	0.16
110-82-7	Cyclohexane	0.26	U	1.0	0.26
124-48-1	Dibromochloromethane	0.22	U	1.0	0.22
75-71-8	Dichlorodifluoromethane	0.14	U	1.0	0.14
100-41-4	Ethylbenzene	0.30	U	1.0	0.30

FORM I
GC/MS VOA ORGANICS ANALYSIS DATA SHEET

Lab Name: TestAmerica Edison | Job No.: 460-151079-1

SDG No.:

Client Sample ID: MW-501I | Lab Sample ID: 460-151079-8

Matrix: Water | Lab File ID: E82039.D

Analysis Method: 8260C | Date Collected: 02/27/2018 08:05

Sample wt/vol: 5(mL) | Date Analyzed: 03/07/2018 17:21

Soil Aliquot Vol: | Dilution Factor: 1

Soil Extract Vol.: | GC Column: Rtx-VMS ID: 0.18(mm)

% Moisture: | Level: (low/med) Low

Analysis Batch No.: 501928 | Units: ug/L

CAS NO.	COMPOUND NAME	RESULT	Q	RL	MDL
76-13-1	Freon TF	0.92	J	1.0	0.34
98-82-8	Isopropylbenzene	0.32	U	1.0	0.32
179601-23-1	m&p-Xylene	0.28	U	1.0	0.28
79-20-9	Methyl acetate	0.58	U	5.0	0.58
108-87-2	Methylcyclohexane	0.22	U	1.0	0.22
75-09-2	Methylene Chloride	0.90	J	1.0	0.21
1634-04-4	MTBE	0.13	U	1.0	0.13
95-47-6	o-Xylene	0.32	U	1.0	0.32
100-42-5	Styrene	0.17	U	1.0	0.17
127-18-4	Tetrachloroethene	0.12	U	1.0	0.12
108-88-3	Toluene	0.25	U	1.0	0.25
156-60-5	trans-1,2-Dichloroethene	0.18	U	1.0	0.18
10061-02-6	trans-1,3-Dichloropropene	0.19	U	1.0	0.19
79-01-6	Trichloroethene	0.40	J	1.0	0.22
75-69-4	Trichlorofluoromethane	0.15	U	1.0	0.15
75-01-4	Vinyl chloride	0.060	U	1.0	0.060

CAS NO.	SURROGATE	%REC	Q	LIMITS
17060-07-0	1,2-Dichloroethane-d4 (Surr)	106		70-130
460-00-4	Bromofluorobenzene	89		70-130
1868-53-7	Dibromofluoromethane (Surr)	103		70-130
2037-26-5	Toluene-d8 (Surr)	103		70-130

FORM I
GC/MS VOA ORGANICS ANALYSIS DATA SHEET
TENTATIVELY IDENTIFIED COMPOUNDS

Lab Name: TestAmerica Edison Job No.: 460-151079-1

SDG No.:

Client Sample ID: MW-501I Lab Sample ID: 460-151079-8

Matrix: Water Lab File ID: E82039.D

Analysis Method: 8260C Date Collected: 02/27/2018 08:05

Sample wt/vol: 5(mL) Date Analyzed: 03/07/2018 17:21

Soil Aliquot Vol: Dilution Factor: 1

Soil Extract Vol.: GC Column: Rtx-VMS ID: 0.18(mm)

% Moisture: Level: (low/med) Low

Analysis Batch No.: 501928 Units: ug/L

Number TICs Found: 0 TIC Result Total: 0

CAS NO.	COMPOUND NAME	RT	RESULT	Q	MATCH QUALITY
	Tentatively Identified Compound		None		

FORM I-TIC 8260C

TestAmerica Edison
Target Compound Quantitation Report

Data File: \\ChromNA\Edison\ChromData\CVOAMS5\20180307-68451.b\E82039.D
Lims ID: 460-151079-A-8
Client ID: MW-501I
Sample Type: Client
Inject. Date: 07-Mar-2018 17:21:30 ALS Bottle#: 19 Worklist Smp#: 20
Purge Vol: 5.000 mL Dil. Factor: 1.0000
Sample Info: 460-151079-A-8
Misc. Info.: 460-0068451-020
Operator ID: Instrument ID: CVOAMS5

Method: \\ChromNA\Edison\ChromData\CVOAMS5\20180307-68451.b\8260W_5.m
Limit Group: VOA - 8260C DKQP Water and Solid
Last Update: 12-Mar-2018 13:22:53 Calib Date: 06-Mar-2018 08:33:30
Integrator: RTE ID Type: Deconvolution ID
Quant Method: Internal Standard Quant By: Initial Calibration
Last ICal File: \\ChromNA\Edison\ChromData\CVOAMS5\20180306-68384.b\E81978.D

Column 1 : Rtx-VMS (0.18 mm) Det: MS SCAN
Process Host: XAWRK011

First Level Reviewer: tupayachia Date: 08-Mar-2018 09:08:39

Compound	Sig	RT (min.)	Exp RT (min.)	Dlt RT (min.)	Q	Response	OnCol Amt ug/l	Flags
16 1,1,2-Trichloro-1,2,2-trif	101	1.747	1.747	0.000	96	3063	0.9171	
23 Methylene Chloride	84	2.077	2.077	0.000	82	5004	0.8997	
24 Acetone	58	2.109	2.109	0.000	52	538	3.80	
* 29 TBA-d9 (IS)	65	2.266	2.274	-0.008	90	69499	1000.0	
$ 47 Dibromofluoromethane (Surr	113	3.327	3.327	0.000	96	111816	51.3	
* 49 2-Butanone-d5	46	3.402	3.402	0.000	99	118495	250.0	
$ 57 1,2-Dichloroethane-d4 (Sur	65	3.764	3.764	0.000	97	113416	52.8	
* 61 Fluorobenzene	96	4.011	4.011	0.000	99	412581	50.0	
65 Trichloroethene	95	4.159	4.159	0.000	89	1079	0.3984	
* 72 1,4-Dioxane-d8	96	4.940	4.941	0.000	97	10624	1000.0	
$ 78 Toluene-d8 (Surr)	98	5.615	5.615	0.000	99	433243	51.7	
* 92 Chlorobenzene-d5	117	7.541	7.541	0.000	85	346087	50.0	
$ 103 4-Bromofluorobenzene	174	9.343	9.335	0.008	93	109498	44.3	
* 119 1,4-Dichlorobenzene-d4	152	11.121	11.121	0.000	94	176840	50.0	

Reagents:

8260SURR250_00169 Amount Added: 1.00 Units: uL Run Reagent
8260ISNEW_00119 Amount Added: 1.00 Units: uL Run Reagent

Report Date: 12-Mar-2018 13:25:47 Chrom Revision: 2.2 08-Feb-2018 13:38:42

TestAmerica Edison

Data File: \\ChromNA\Edison\ChromData\CVOAMS5\20180307-68451.b\E82039.D

Injection Date:	07-Mar-2018 17:21:30	Instrument ID:	CVOAMS5	Operator ID:	
Lims ID:	460-151079-A-8	Lab Sample ID:	460-151079-8	Worklist Smp#:	20
Client ID:	MW-501I				
Purge Vol:	5.000 mL	Dil. Factor:	1.0000	ALS Bottle#:	19
Method:	8260W_5	Limit Group:	VOA - 8260C DKQP Water and Solid		

Column: Rtx-VMS (0.18 mm)

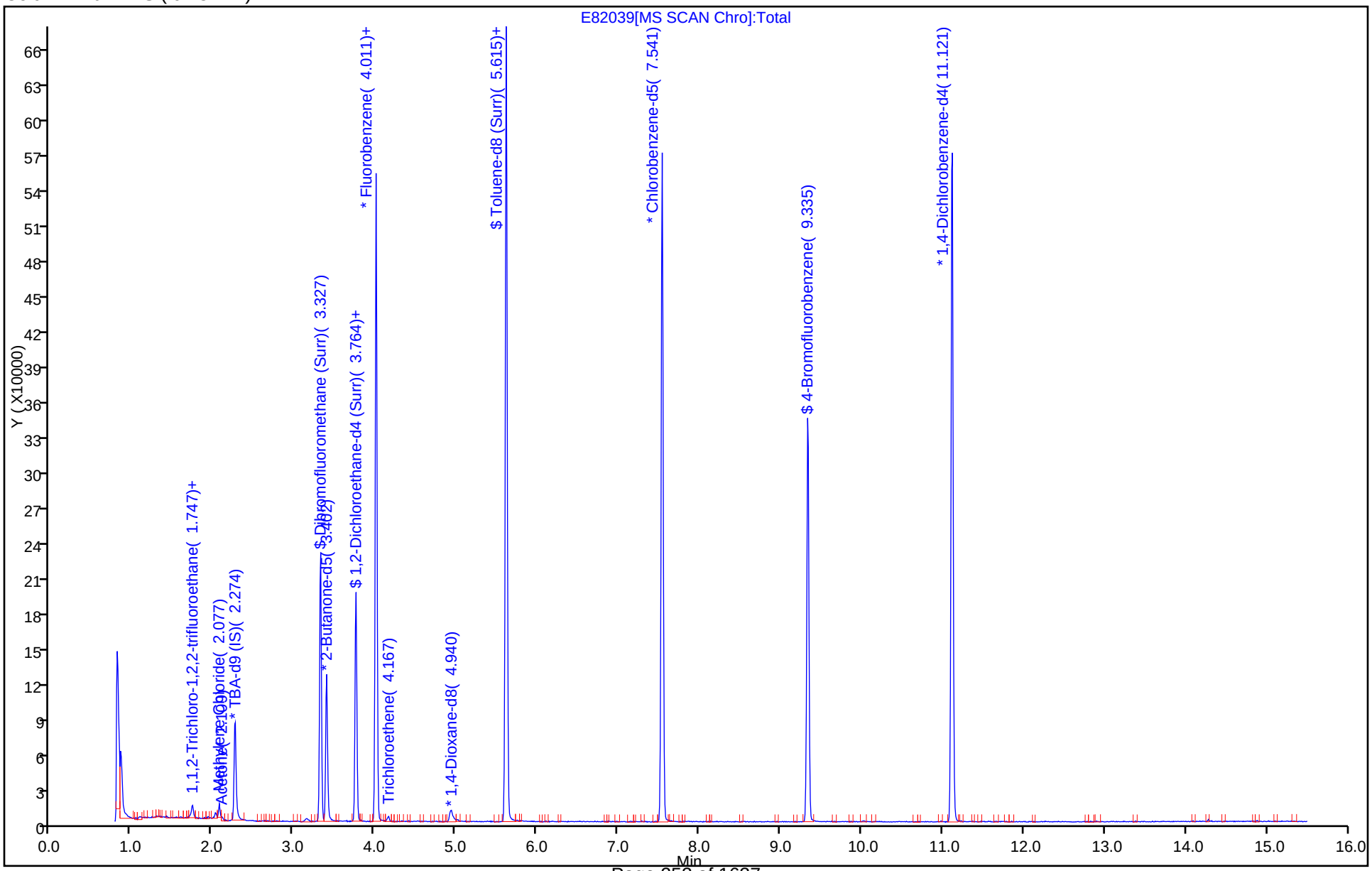

Report Date: 12-Mar-2018 13:25:47 Chrom Revision: 2.2 08-Feb-2018 13:38:42

TestAmerica Edison

Data File: \\ChromNA\Edison\ChromData\CVOAMS5\20180307-68451.b\E82039.D

Injection Date:	07-Mar-2018 17:21:30	Instrument ID:	CVOAMS5
Lims ID:	460-151079-A-8	Lab Sample ID:	460-151079-8
Client ID:	MW-501I		
Operator ID:		ALS Bottle#:	19 Worklist Smp#: 20
Purge Vol:	5.000 mL	Dil. Factor:	1.0000
Method:	8260W_5	Limit Group:	VOA - 8260C DKQP Water and Solid
Column:	Rtx-VMS (0.18 mm)	Detector	MS SCAN

24 Acetone, CAS: 67-64-1

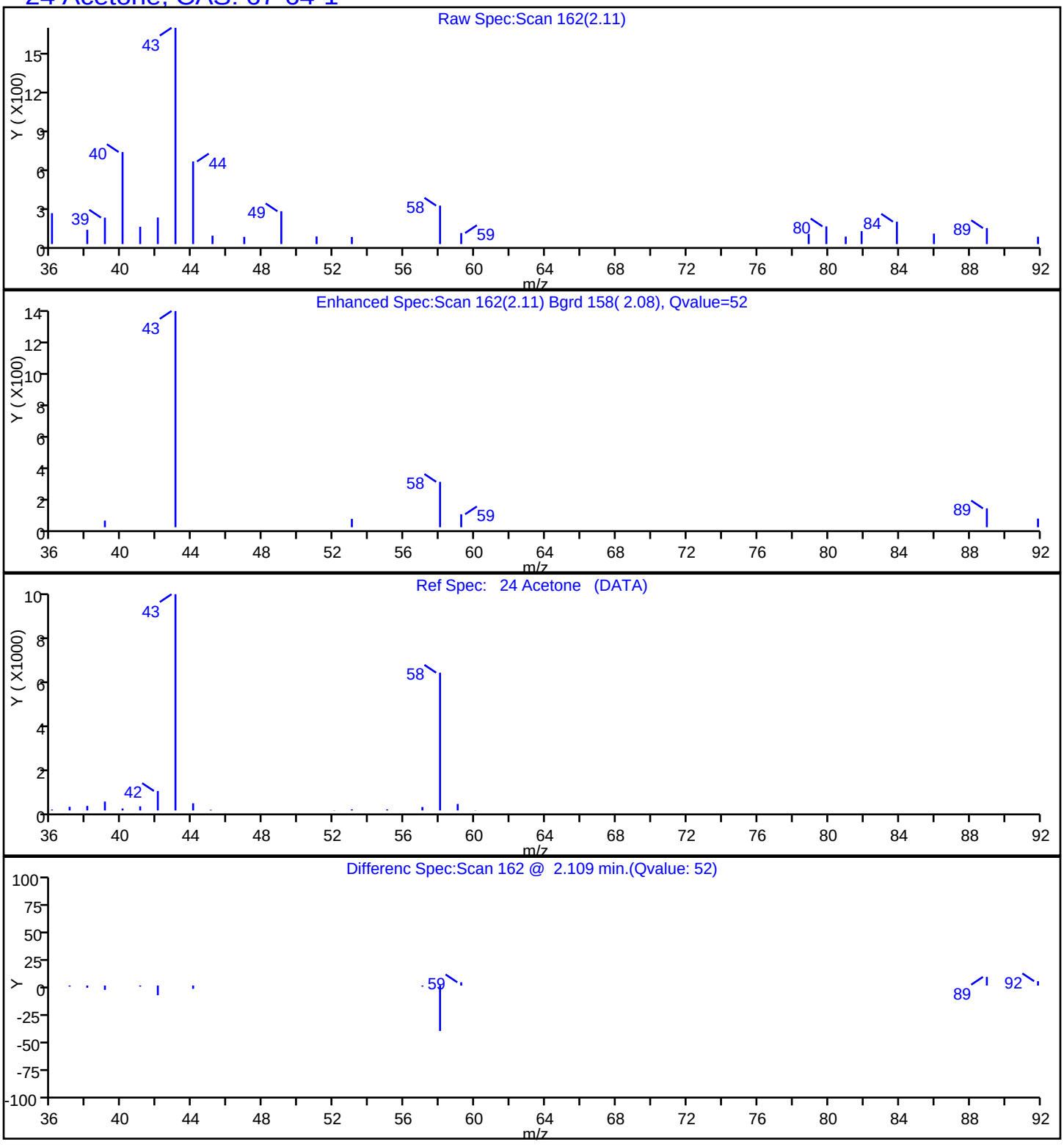

Report Date: 12-Mar-2018 13:25:47 Chrom Revision: 2.2 08-Feb-2018 13:38:42

TestAmerica Edison

Data File: \\ChromNA\Edison\ChromData\CVOAMS5\20180307-68451.b\E82039.D

Injection Date:	07-Mar-2018 17:21:30	Instrument ID:	CVOAMS5
Lims ID:	460-151079-A-8	Lab Sample ID:	460-151079-8
Client ID:	MW-501I		
Operator ID:		ALS Bottle#:	19 Worklist Smp#: 20
Purge Vol:	5.000 mL	Dil. Factor:	1.0000
Method:	8260W_5	Limit Group:	VOA - 8260C DKQP Water and Solid
Column:	Rtx-VMS (0.18 mm)	Detector	MS SCAN

16 1,1,2-Trichloro-1,2,2-trifluoroethane, CAS: 76-13-1

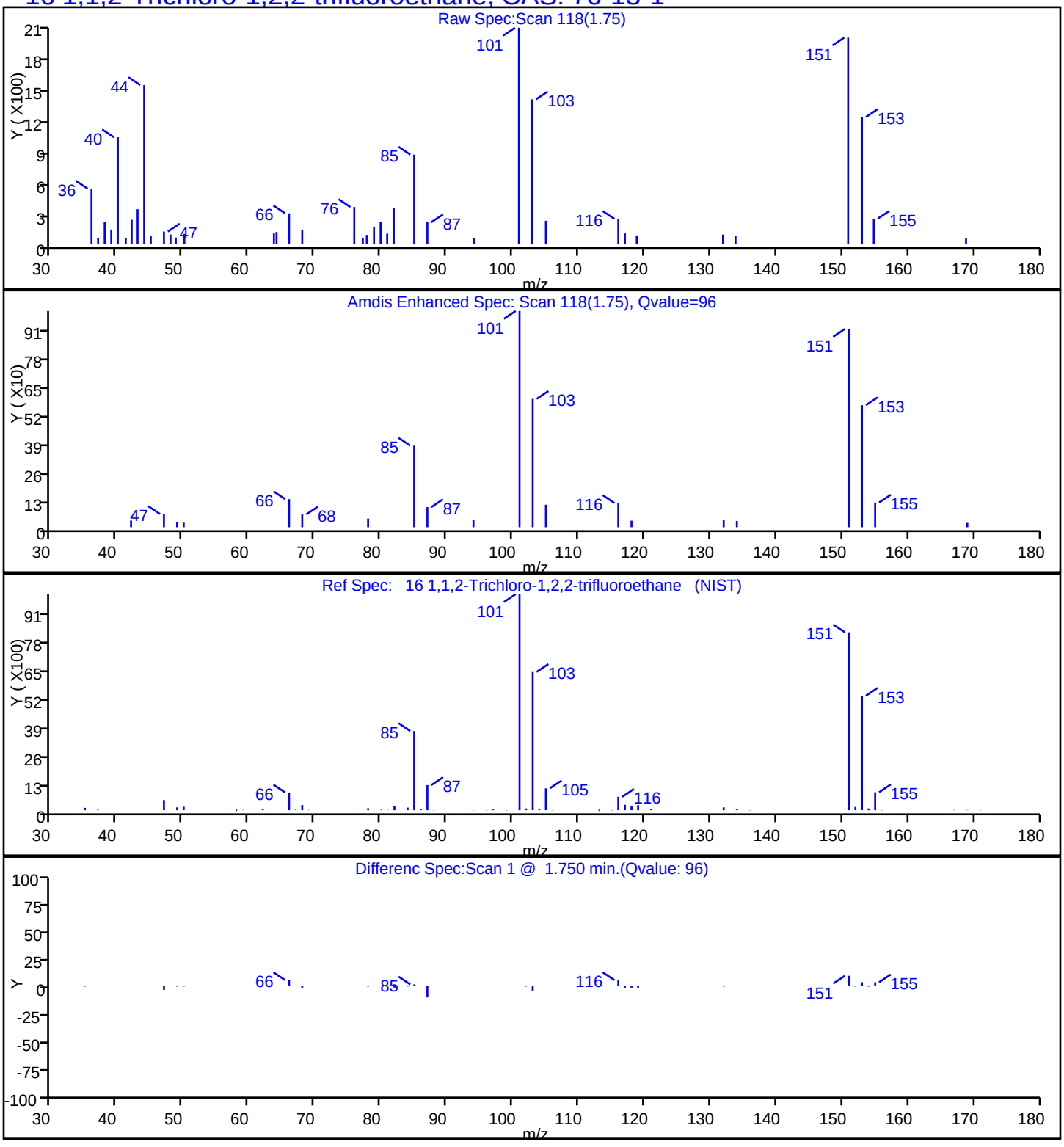

Report Date: 12-Mar-2018 13:25:47 Chrom Revision: 2.2 08-Feb-2018 13:38:42

TestAmerica Edison

Data File: \\ChromNA\Edison\ChromData\CVOAMS5\20180307-68451.b\E82039.D

Injection Date:	07-Mar-2018 17:21:30	Instrument ID:	CVOAMS5
Lims ID:	460-151079-A-8	Lab Sample ID:	460-151079-8
Client ID:	MW-501I		
Operator ID:		ALS Bottle#:	19 Worklist Smp#: 20
Purge Vol:	5.000 mL	Dil. Factor:	1.0000
Method:	8260W_5	Limit Group:	VOA - 8260C DKQP Water and Solid
Column:	Rtx-VMS (0.18 mm)	Detector	MS SCAN

23 Methylene Chloride, CAS: 75-09-2

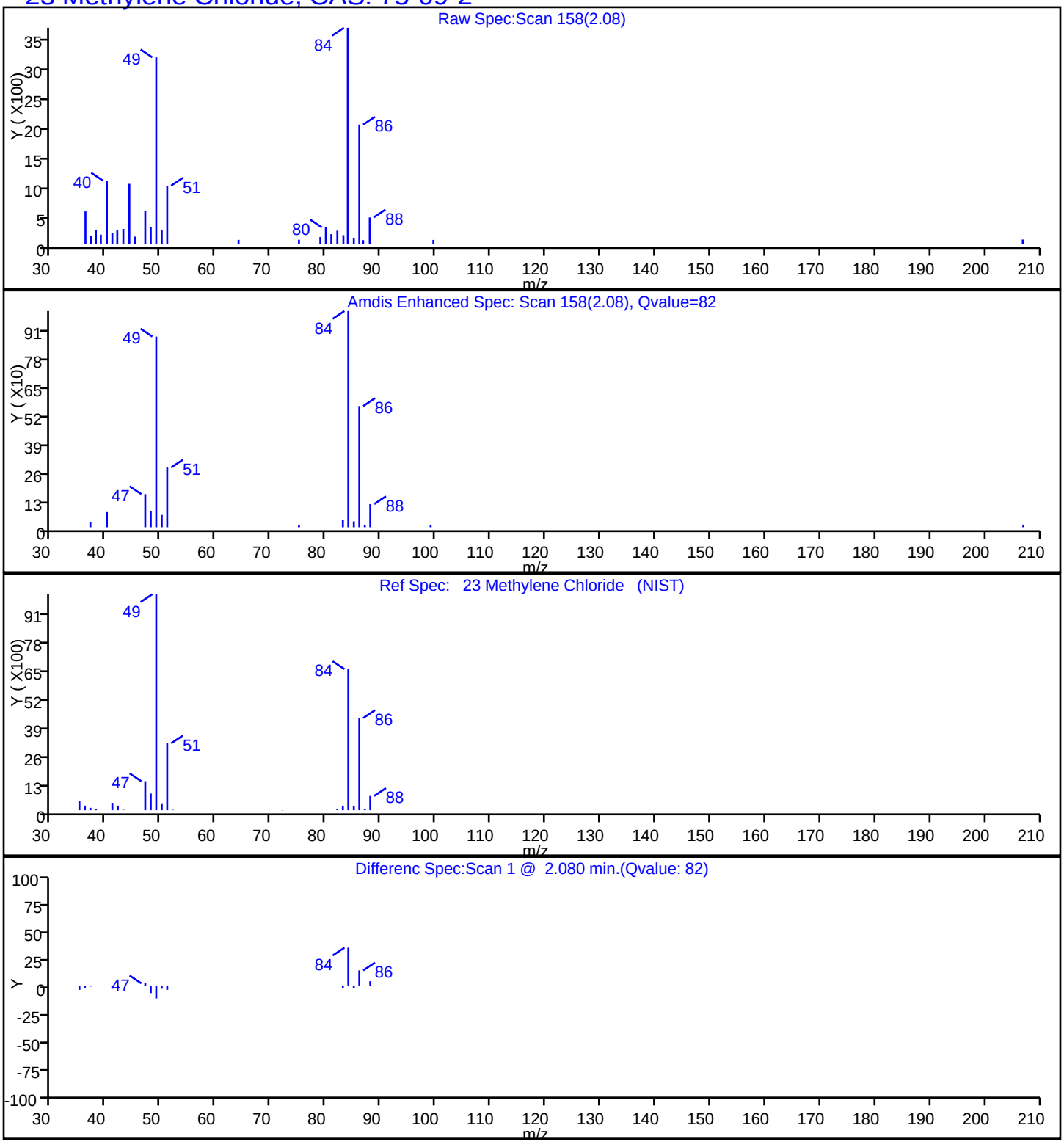

Report Date: 12-Mar-2018 13:25:47 Chrom Revision: 2.2 08-Feb-2018 13:38:42

TestAmerica Edison

Data File: \\ChromNA\Edison\ChromData\CVOAMS5\20180307-68451.b\E82039.D

Injection Date:	07-Mar-2018 17:21:30	Instrument ID:	CVOAMS5
Lims ID:	460-151079-A-8	Lab Sample ID:	460-151079-8
Client ID:	MW-501I		
Operator ID:		ALS Bottle#:	19 Worklist Smp#: 20
Purge Vol:	5.000 mL	Dil. Factor:	1.0000
Method:	8260W_5	Limit Group:	VOA - 8260C DKQP Water and Solid
Column:	Rtx-VMS (0.18 mm)	Detector	MS SCAN

65 Trichloroethene, CAS: 79-01-6

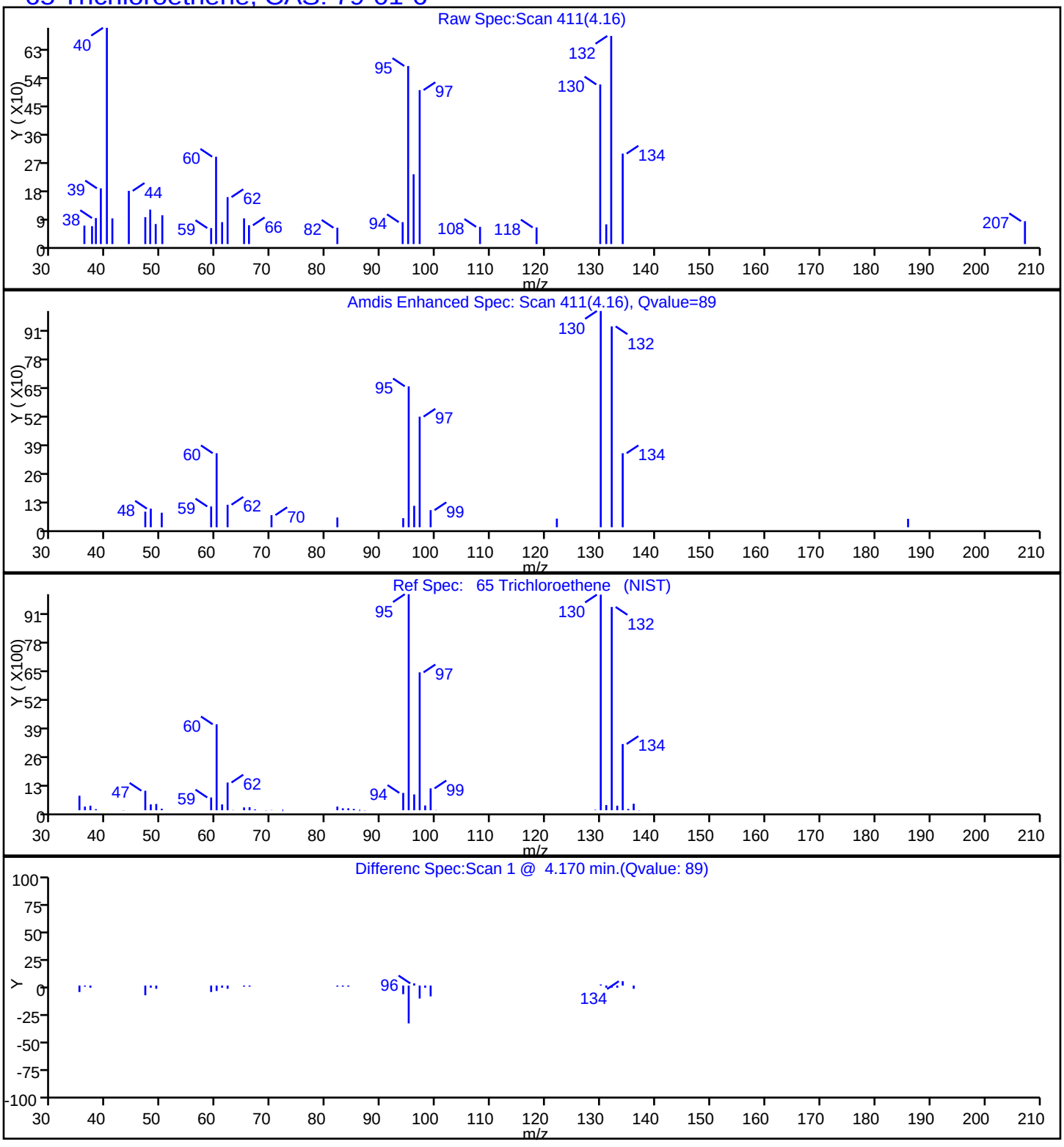

FORM I
GC/MS VOA ORGANICS ANALYSIS DATA SHEET

Lab Name: TestAmerica Edison | Job No.: 460-151079-1

SDG No.:

Client Sample ID: MW-502S | Lab Sample ID: 460-151079-9

Matrix: Water | Lab File ID: E82040.D

Analysis Method: 8260C | Date Collected: 02/27/2018 08:30

Sample wt/vol: 5(mL) | Date Analyzed: 03/07/2018 17:48

Soil Aliquot Vol: | Dilution Factor: 1

Soil Extract Vol.: | GC Column: Rtx-VMS | ID: 0.18(mm)

% Moisture: | Level: (low/med) Low

Analysis Batch No.: 501928 | Units: ug/L

CAS NO.	COMPOUND NAME	RESULT	Q	RL	MDL
71-55-6	1,1,1-Trichloroethane	0.28	U	1.0	0.28
79-34-5	1,1,2,2-Tetrachloroethane	0.19	U	1.0	0.19
79-00-5	1,1,2-Trichloroethane	0.080	U	1.0	0.080
75-34-3	1,1-Dichloroethane	0.24	U	1.0	0.24
75-35-4	1,1-Dichloroethene	0.34	U	1.0	0.34
87-61-6	1,2,3-Trichlorobenzene	0.35	U	1.0	0.35
120-82-1	1,2,4-Trichlorobenzene	0.27	U	1.0	0.27
96-12-8	1,2-Dibromo-3-Chloropropane	0.23	U	1.0	0.23
106-93-4	1,2-Dibromoethane	0.19	U	1.0	0.19
95-50-1	1,2-Dichlorobenzene	0.22	U	1.0	0.22
107-06-2	1,2-Dichloroethane	0.25	U	1.0	0.25
78-87-5	1,2-Dichloropropane	0.18	U	1.0	0.18
541-73-1	1,3-Dichlorobenzene	0.33	U	1.0	0.33
106-46-7	1,4-Dichlorobenzene	0.33	U	1.0	0.33
123-91-1	1,4-Dioxane	8.7	U	50	8.7
78-93-3	2-Butanone	2.2	U	5.0	2.2
591-78-6	2-Hexanone	0.72	U	5.0	0.72
108-10-1	4-Methyl-2-pentanone	0.63	U	5.0	0.63
67-64-1	Acetone	4.9	J	5.0	1.1
71-43-2	Benzene	0.090	U	1.0	0.090
74-97-5	Bromochloromethane	0.30	U	1.0	0.30
75-27-4	Bromodichloromethane	0.15	U	1.0	0.15
75-25-2	Bromoform	0.18	U	1.0	0.18
74-83-9	Bromomethane	0.18	U	1.0	0.18
75-15-0	Carbon disulfide	0.22	U	1.0	0.22
56-23-5	Carbon tetrachloride	0.33	U	1.0	0.33
108-90-7	Chlorobenzene	0.24	U	1.0	0.24
75-00-3	Chloroethane	0.37	U	1.0	0.37
67-66-3	Chloroform	1.3		1.0	0.22
74-87-3	Chloromethane	0.22	U	1.0	0.22
156-59-2	cis-1,2-Dichloroethene	0.26	U	1.0	0.26
10061-01-5	cis-1,3-Dichloropropene	0.16	U	1.0	0.16
110-82-7	Cyclohexane	0.26	U	1.0	0.26
124-48-1	Dibromochloromethane	0.22	U	1.0	0.22
75-71-8	Dichlorodifluoromethane	0.14	U	1.0	0.14
100-41-4	Ethylbenzene	0.30	U	1.0	0.30

FORM I
GC/MS VOA ORGANICS ANALYSIS DATA SHEET

Lab Name: TestAmerica Edison | Job No.: 460-151079-1

SDG No.:

Client Sample ID: MW-502S | Lab Sample ID: 460-151079-9

Matrix: Water | Lab File ID: E82040.D

Analysis Method: 8260C | Date Collected: 02/27/2018 08:30

Sample wt/vol: 5(mL) | Date Analyzed: 03/07/2018 17:48

Soil Aliquot Vol: | Dilution Factor: 1

Soil Extract Vol.: | GC Column: Rtx-VMS ID: 0.18(mm)

% Moisture: | Level: (low/med) Low

Analysis Batch No.: 501928 | Units: ug/L

CAS NO.	COMPOUND NAME	RESULT	Q	RL	MDL
76-13-1	Freon TF	0.53	J	1.0	0.34
98-82-8	Isopropylbenzene	0.32	U	1.0	0.32
179601-23-1	m&p-Xylene	0.28	U	1.0	0.28
79-20-9	Methyl acetate	0.58	U	5.0	0.58
108-87-2	Methylcyclohexane	0.22	U	1.0	0.22
75-09-2	Methylene Chloride	0.65	J	1.0	0.21
1634-04-4	MTBE	0.13	U	1.0	0.13
95-47-6	o-Xylene	0.32	U	1.0	0.32
100-42-5	Styrene	0.17	U	1.0	0.17
127-18-4	Tetrachloroethene	0.72	J	1.0	0.12
108-88-3	Toluene	0.25	U	1.0	0.25
156-60-5	trans-1,2-Dichloroethene	0.18	U	1.0	0.18
10061-02-6	trans-1,3-Dichloropropene	0.19	U	1.0	0.19
79-01-6	Trichloroethene	0.51	J	1.0	0.22
75-69-4	Trichlorofluoromethane	0.15	U	1.0	0.15
75-01-4	Vinyl chloride	0.060	U	1.0	0.060

CAS NO.	SURROGATE	%REC	Q	LIMITS
17060-07-0	1,2-Dichloroethane-d4 (Surr)	105		70-130
460-00-4	Bromofluorobenzene	88		70-130
1868-53-7	Dibromofluoromethane (Surr)	103		70-130
2037-26-5	Toluene-d8 (Surr)	103		70-130

FORM I
GC/MS VOA ORGANICS ANALYSIS DATA SHEET
TENTATIVELY IDENTIFIED COMPOUNDS

Lab Name: TestAmerica Edison Job No.: 460-151079-1

SDG No.:

Client Sample ID: MW-502S Lab Sample ID: 460-151079-9

Matrix: Water Lab File ID: E82040.D

Analysis Method: 8260C Date Collected: 02/27/2018 08:30

Sample wt/vol: 5(mL) Date Analyzed: 03/07/2018 17:48

Soil Aliquot Vol: Dilution Factor: 1

Soil Extract Vol.: GC Column: Rtx-VMS ID: 0.18(mm)

% Moisture: Level: (low/med) Low

Analysis Batch No.: 501928 Units: ug/L

Number TICs Found: 0 TIC Result Total: 0

CAS NO.	COMPOUND NAME	RT	RESULT	Q	MATCH QUALITY
	Tentatively Identified Compound		None		

FORM I-TIC 8260C

TestAmerica Edison
Target Compound Quantitation Report

Data File: \\ChromNA\Edison\ChromData\CVOAMS5\20180307-68451.b\E82040.D
Lims ID: 460-151079-A-9
Client ID: MW-502S
Sample Type: Client
Inject. Date: 07-Mar-2018 17:48:30 ALS Bottle#: 20 Worklist Smp#: 21
Purge Vol: 5.000 mL Dil. Factor: 1.0000
Sample Info: 460-151079-A-9
Misc. Info.: 460-0068451-021
Operator ID: Instrument ID: CVOAMS5

Method: \\ChromNA\Edison\ChromData\CVOAMS5\20180307-68451.b\8260W_5.m
Limit Group: VOA - 8260C DKQP Water and Solid
Last Update: 12-Mar-2018 13:22:53 Calib Date: 06-Mar-2018 08:33:30
Integrator: RTE ID Type: Deconvolution ID
Quant Method: Internal Standard Quant By: Initial Calibration
Last ICal File: \\ChromNA\Edison\ChromData\CVOAMS5\20180306-68384.b\E81978.D

Column 1 : Rtx-VMS (0.18 mm) Det: MS SCAN
Process Host: XAWRK011

First Level Reviewer: tupayachia Date: 08-Mar-2018 09:09:12

Compound	Sig	RT (min.)	Exp RT (min.)	Dlt RT (min.)	Q	Response	OnCol Amt ug/l	Flags
16 1,1,2-Trichloro-1,2,2-trif	101	1.748	1.747	0.001	91	1770	0.5308	
23 Methylene Chloride	84	2.077	2.077	0.000	85	4171	0.6457	
24 Acetone	58	2.101	2.109	-0.008	84	675	4.94	
* 29 TBA-d9 (IS)	65	2.266	2.274	-0.008	90	69660	1000.0	
42 Chloroform	83	3.188	3.179	0.009	99	5387	1.32	
$ 47 Dibromofluoromethane (Surr	113	3.328	3.327	0.001	95	112145	51.5	
* 49 2-Butanone-d5	46	3.402	3.402	0.000	99	114574	250.0	
$ 57 1,2-Dichloroethane-d4 (Sur	65	3.764	3.764	0.000	97	113016	52.7	
* 61 Fluorobenzene	96	4.011	4.011	0.000	99	411913	50.0	
65 Trichloroethene	95	4.159	4.159	0.000	89	1387	0.5130	
* 72 1,4-Dioxane-d8	96	4.932	4.941	-0.008	96	10230	1000.0	
$ 78 Toluene-d8 (Surr)	98	5.615	5.615	0.000	100	431891	51.3	
82 Tetrachloroethene	166	6.109	6.109	0.000	90	1931	0.7204	
* 92 Chlorobenzene-d5	117	7.541	7.541	0.000	85	347438	50.0	
$ 103 4-Bromofluorobenzene	174	9.335	9.335	0.000	90	108935	43.9	
* 119 1,4-Dichlorobenzene-d4	152	11.121	11.121	0.000	94	175535	50.0	

Reagents:

8260SURR250_00169 Amount Added: 1.00 Units: uL Run Reagent
8260ISNEW_00119 Amount Added: 1.00 Units: uL Run Reagent

Report Date: 12-Mar-2018 13:25:48 Chrom Revision: 2.2 08-Feb-2018 13:38:42

TestAmerica Edison

Data File: \\ChromNA\Edison\ChromData\CVOAMS5\20180307-68451.b\E82040.D

Injection Date:	07-Mar-2018 17:48:30	Instrument ID:	CVOAMS5	Operator ID:	
Lims ID:	460-151079-A-9	Lab Sample ID:	460-151079-9	Worklist Smp#:	21
Client ID:	MW-502S				
Purge Vol:	5.000 mL	Dil. Factor:	1.0000	ALS Bottle#:	20
Method:	8260W_5	Limit Group:	VOA - 8260C DKQP Water and Solid		

Column: Rtx-VMS (0.18 mm)

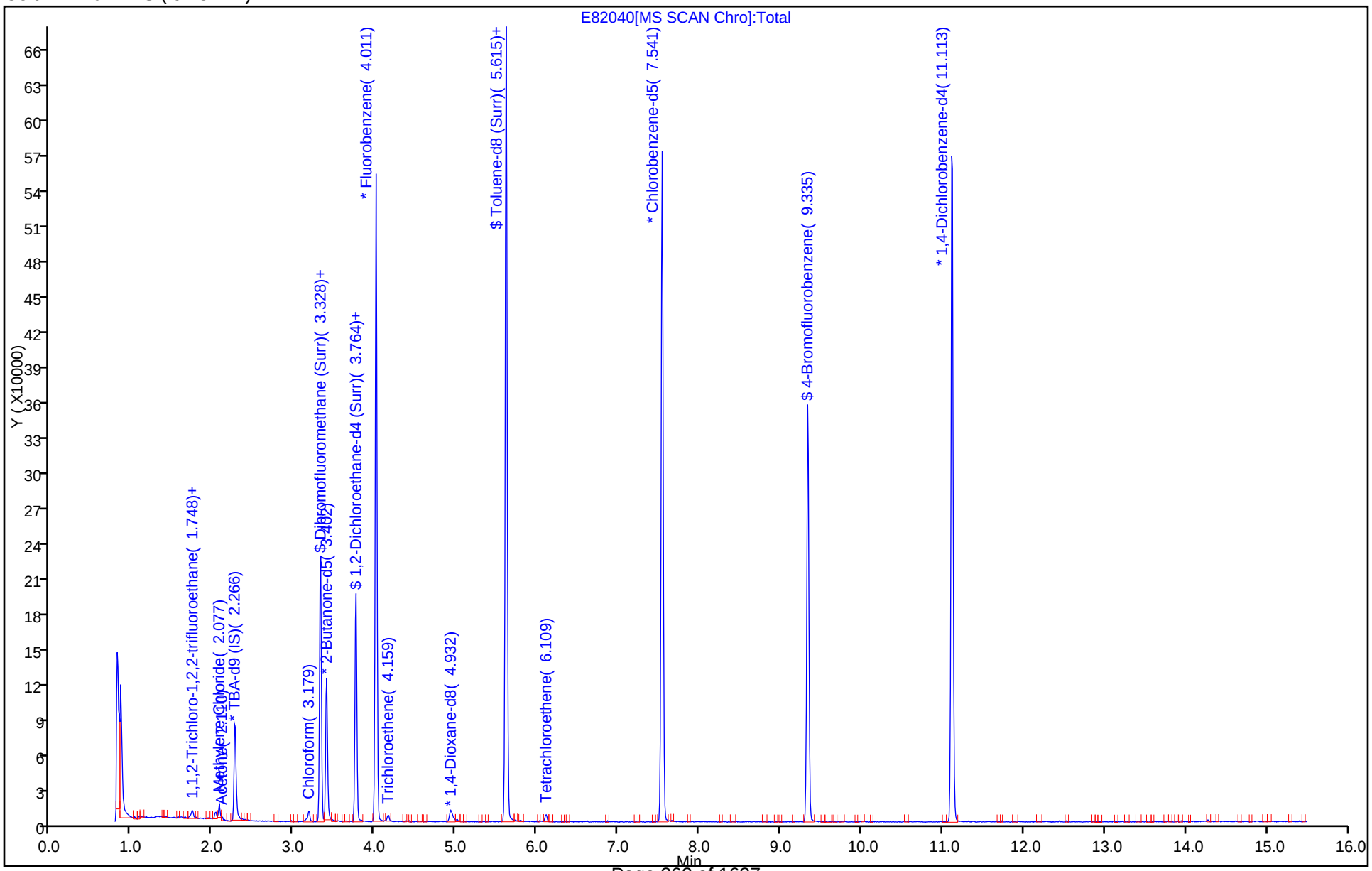

Report Date: 12-Mar-2018 13:25:48 Chrom Revision: 2.2 08-Feb-2018 13:38:42

TestAmerica Edison

Data File: \\ChromNA\Edison\ChromData\CVOAMS5\20180307-68451.b\E82040.D

Injection Date:	07-Mar-2018 17:48:30	Instrument ID:	CVOAMS5
Lims ID:	460-151079-A-9	Lab Sample ID:	460-151079-9
Client ID:	MW-502S		
Operator ID:		ALS Bottle#:	20 Worklist Smp#: 21
Purge Vol:	5.000 mL	Dil. Factor:	1.0000
Method:	8260W_5	Limit Group:	VOA - 8260C DKQP Water and Solid
Column:	Rtx-VMS (0.18 mm)	Detector	MS SCAN

24 Acetone, CAS: 67-64-1

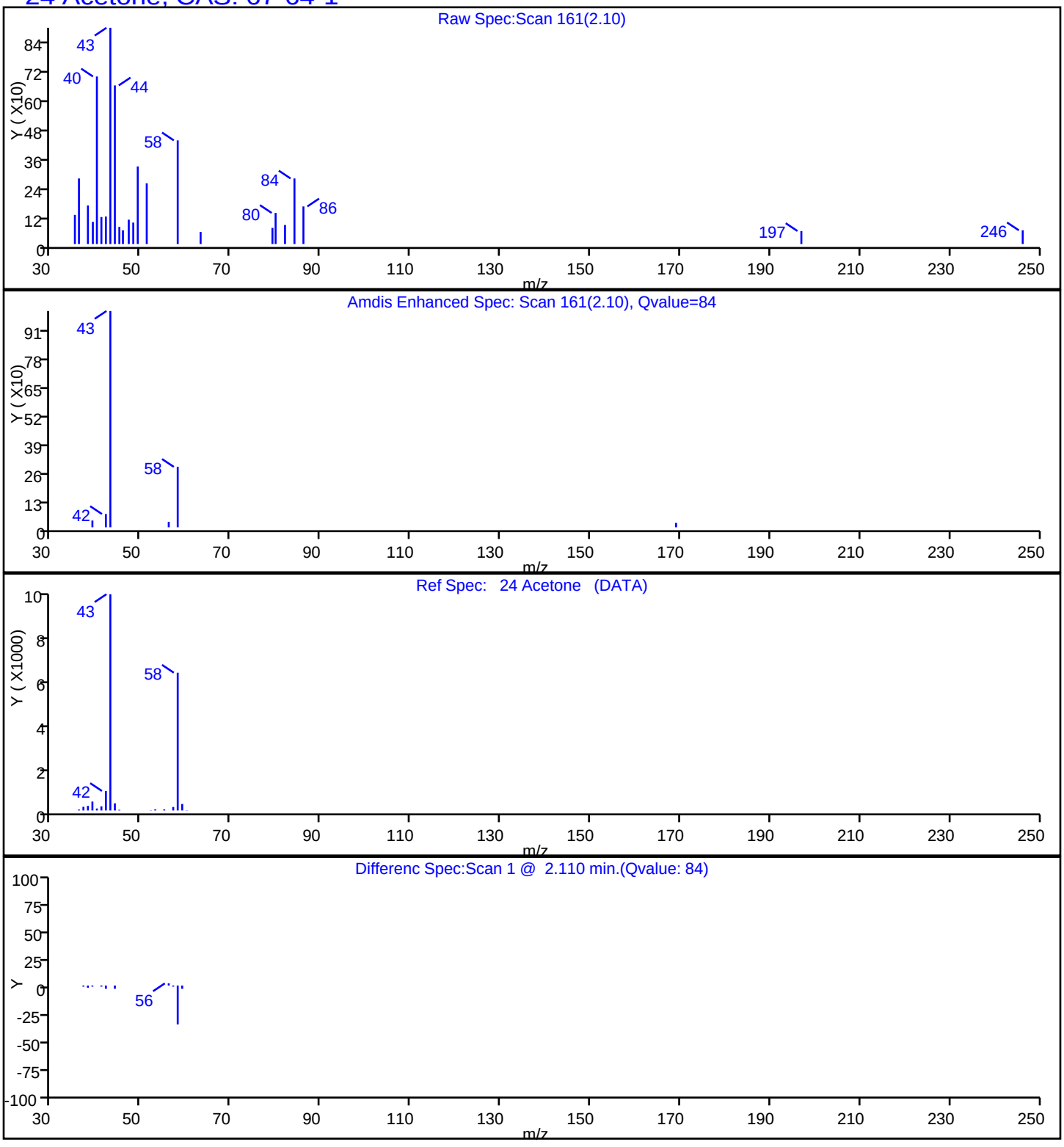

Report Date: 12-Mar-2018 13:25:48 Chrom Revision: 2.2 08-Feb-2018 13:38:42

TestAmerica Edison

Data File: \\ChromNA\Edison\ChromData\CVOAMS5\20180307-68451.b\E82040.D

Injection Date:	07-Mar-2018 17:48:30	Instrument ID:	CVOAMS5
Lims ID:	460-151079-A-9	Lab Sample ID:	460-151079-9
Client ID:	MW-502S		
Operator ID:		ALS Bottle#:	20 Worklist Smp#: 21
Purge Vol:	5.000 mL	Dil. Factor:	1.0000
Method:	8260W_5	Limit Group:	VOA - 8260C DKQP Water and Solid
Column:	Rtx-VMS (0.18 mm)	Detector	MS SCAN

42 Chloroform, CAS: 67-66-3

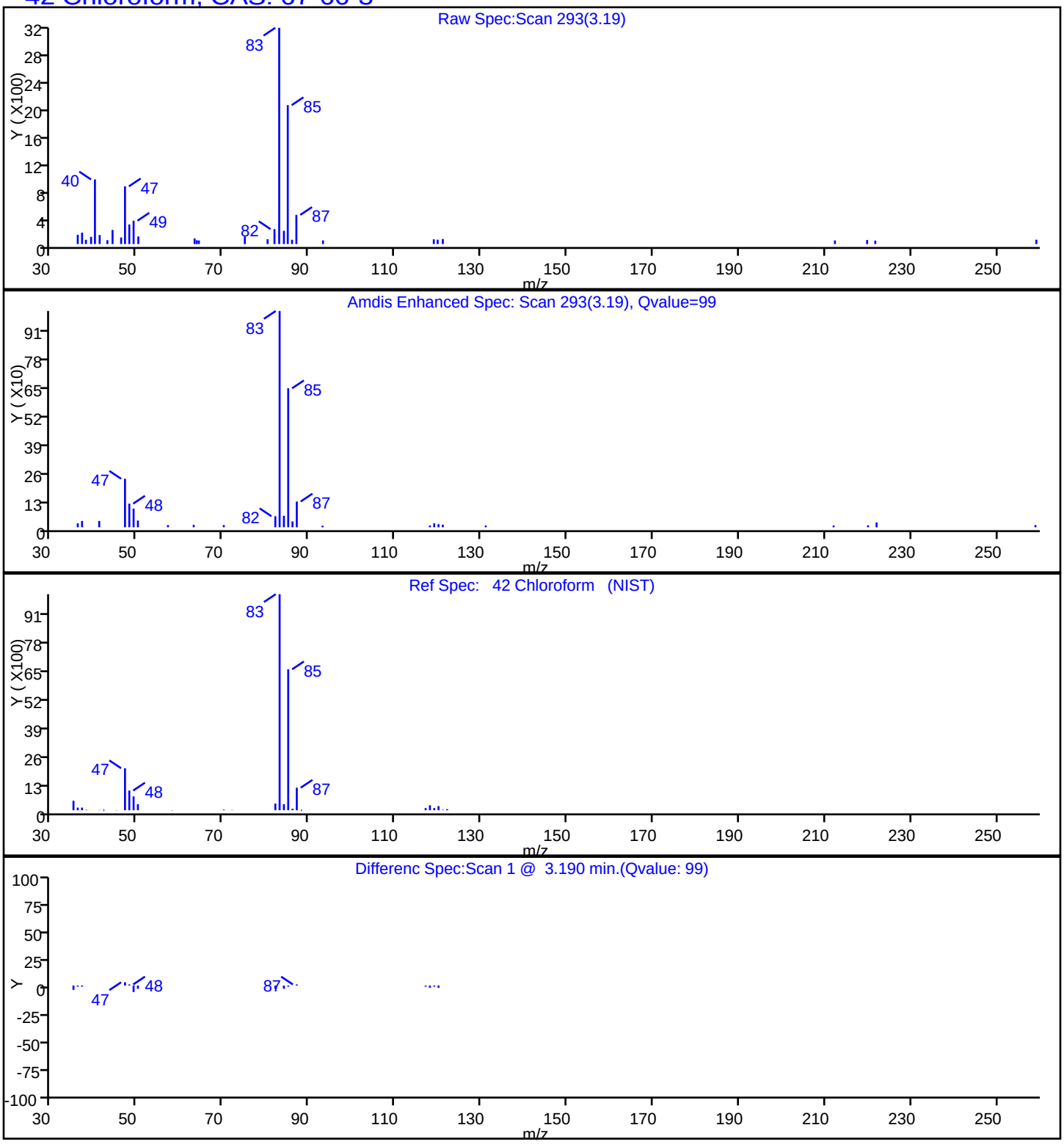

Report Date: 12-Mar-2018 13:25:48 Chrom Revision: 2.2 08-Feb-2018 13:38:42

TestAmerica Edison

Data File: \\ChromNA\Edison\ChromData\CVOAMS5\20180307-68451.b\E82040.D

Injection Date:	07-Mar-2018 17:48:30	Instrument ID:	CVOAMS5
Lims ID:	460-151079-A-9	Lab Sample ID:	460-151079-9
Client ID:	MW-502S		
Operator ID:		ALS Bottle#:	20 Worklist Smp#: 21
Purge Vol:	5.000 mL	Dil. Factor:	1.0000
Method:	8260W_5	Limit Group:	VOA - 8260C DKQP Water and Solid
Column:	Rtx-VMS (0.18 mm)	Detector	MS SCAN

16 1,1,2-Trichloro-1,2,2-trifluoroethane, CAS: 76-13-1

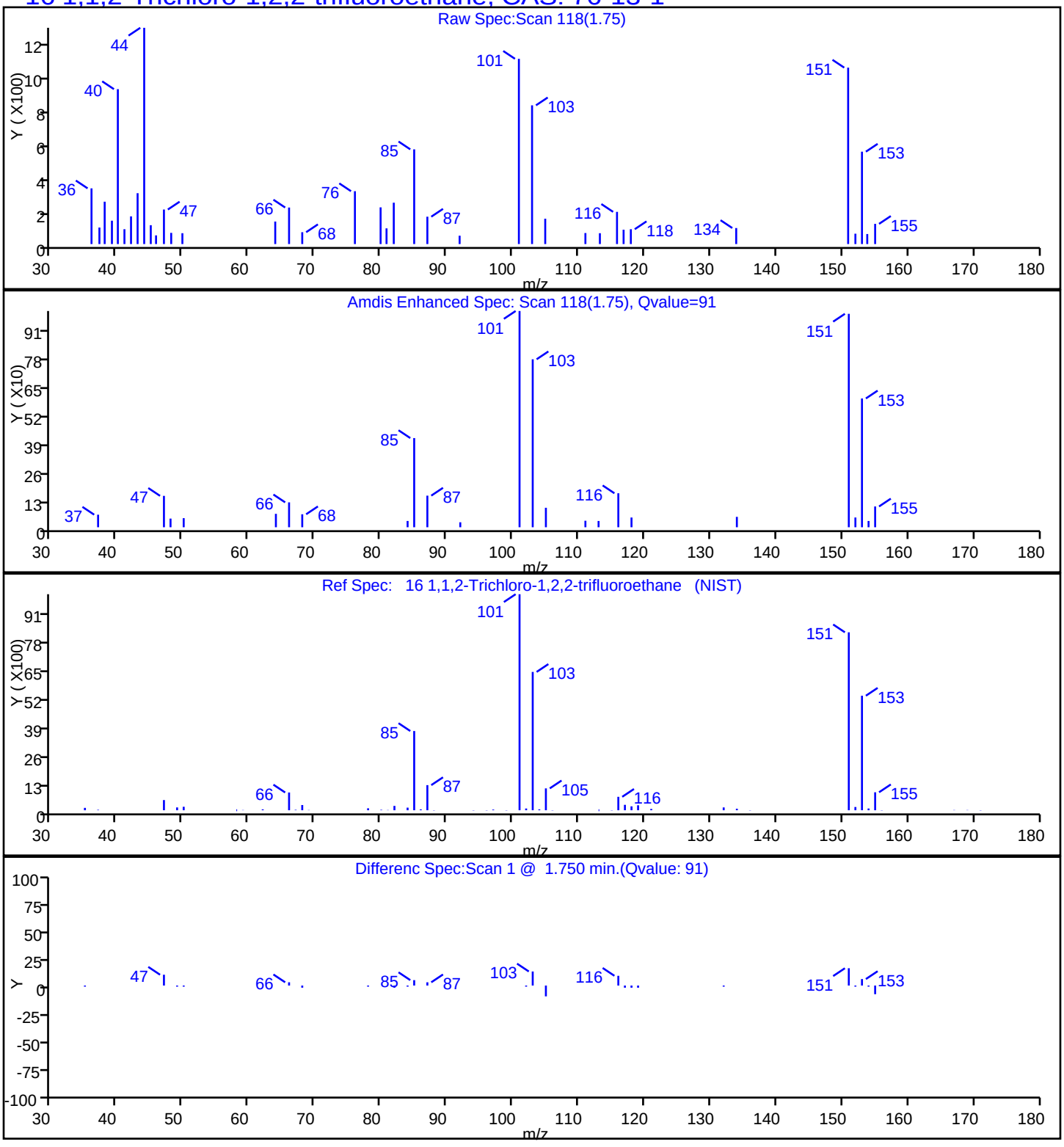

Report Date: 12-Mar-2018 13:25:48 Chrom Revision: 2.2 08-Feb-2018 13:38:42

TestAmerica Edison

Data File: \\ChromNA\Edison\ChromData\CVOAMS5\20180307-68451.b\E82040.D

Injection Date:	07-Mar-2018 17:48:30	Instrument ID:	CVOAMS5
Lims ID:	460-151079-A-9	Lab Sample ID:	460-151079-9
Client ID:	MW-502S		
Operator ID:		ALS Bottle#:	20 Worklist Smp#: 21
Purge Vol:	5.000 mL	Dil. Factor:	1.0000
Method:	8260W_5	Limit Group:	VOA - 8260C DKQP Water and Solid
Column:	Rtx-VMS (0.18 mm)	Detector	MS SCAN

23 Methylene Chloride, CAS: 75-09-2

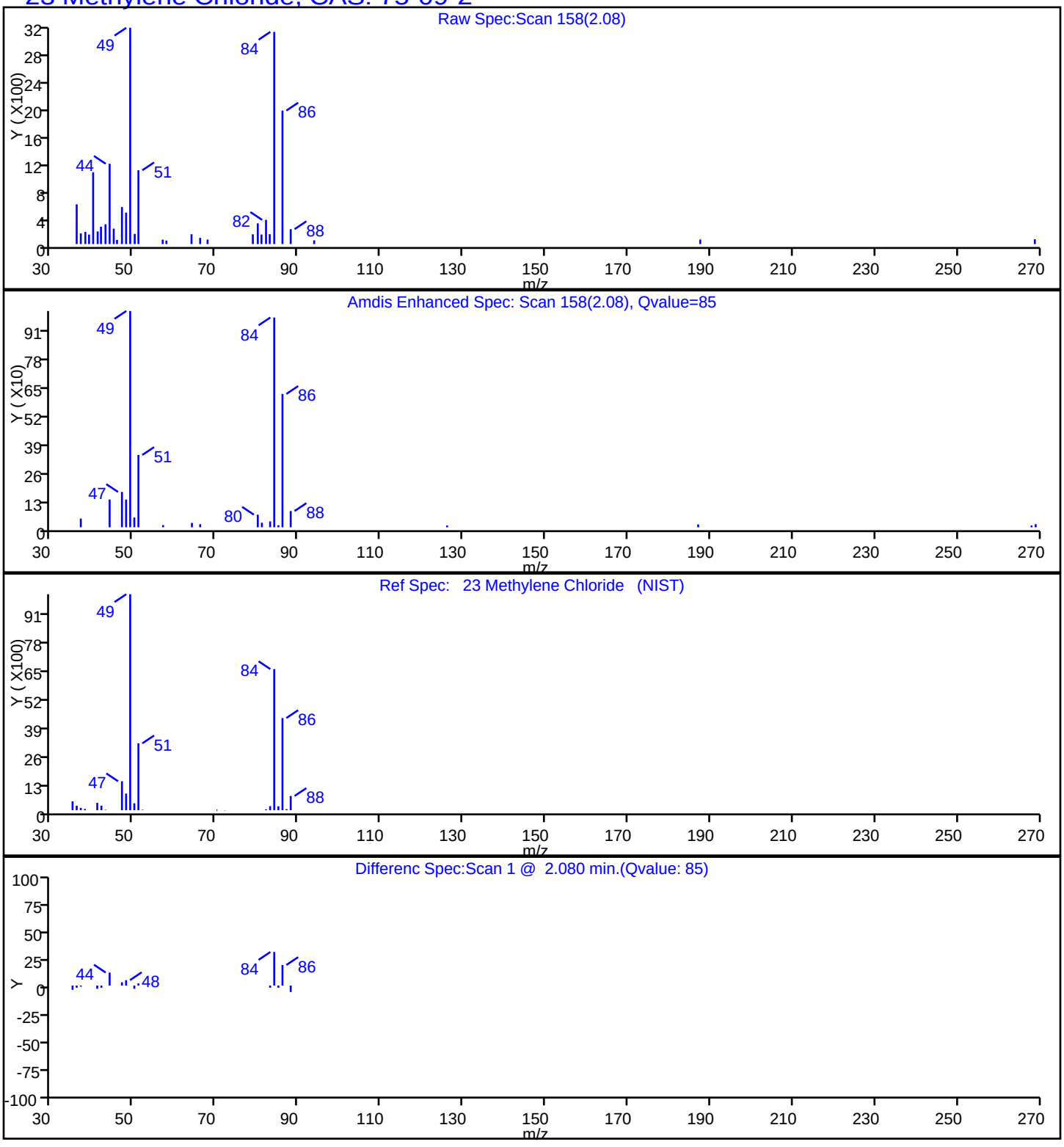

Report Date: 12-Mar-2018 13:25:48 Chrom Revision: 2.2 08-Feb-2018 13:38:42

TestAmerica Edison

Data File: \\ChromNA\Edison\ChromData\CVOAMS5\20180307-68451.b\E82040.D

Injection Date:	07-Mar-2018 17:48:30	Instrument ID:	CVOAMS5
Lims ID:	460-151079-A-9	Lab Sample ID:	460-151079-9
Client ID:	MW-502S		
Operator ID:		ALS Bottle#:	20 Worklist Smp#: 21
Purge Vol:	5.000 mL	Dil. Factor:	1.0000
Method:	8260W_5	Limit Group:	VOA - 8260C DKQP Water and Solid
Column:	Rtx-VMS (0.18 mm)	Detector	MS SCAN

82 Tetrachloroethene, CAS: 127-18-4

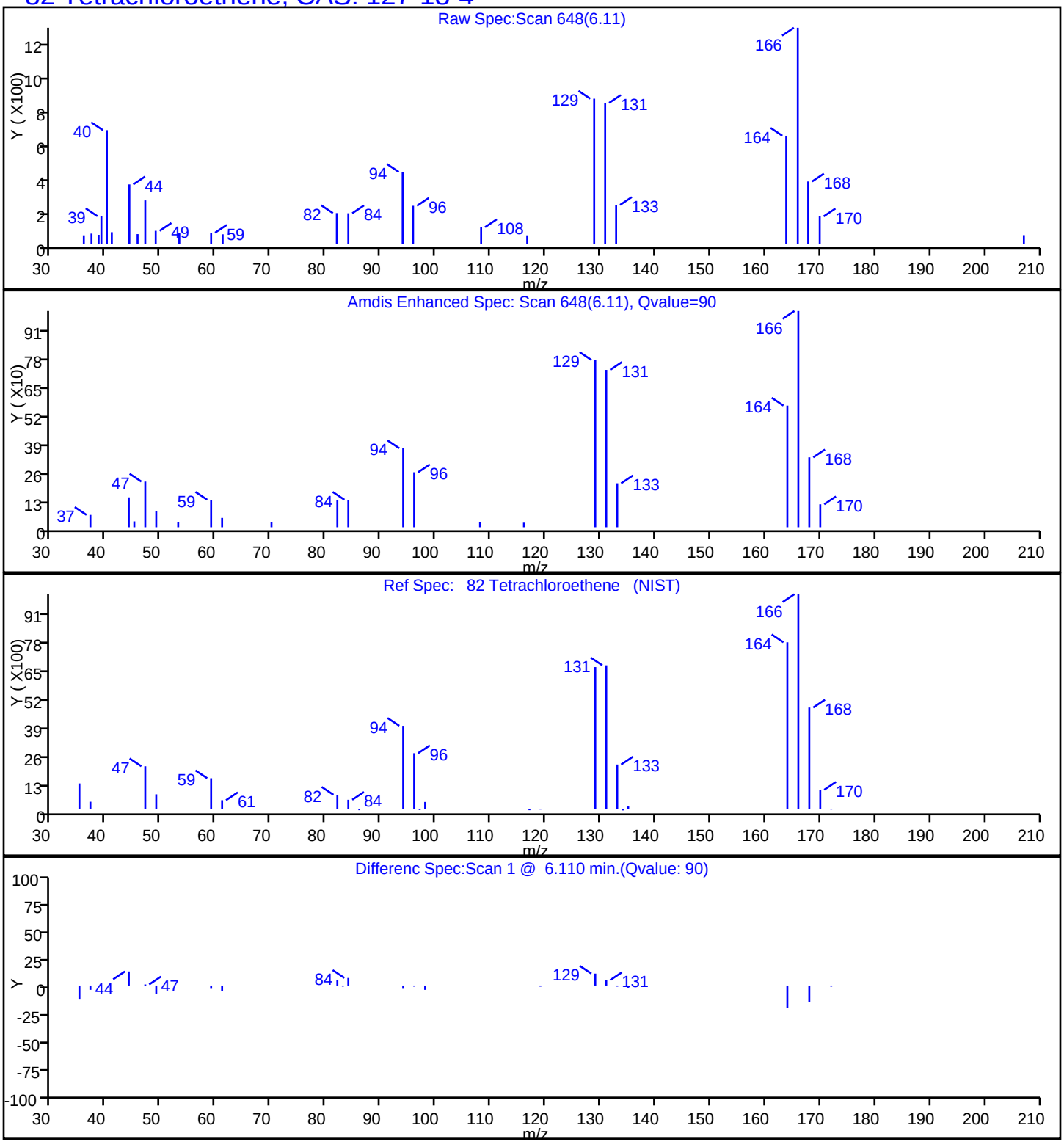

Report Date: 12-Mar-2018 13:25:48 Chrom Revision: 2.2 08-Feb-2018 13:38:42

TestAmerica Edison

Data File: \\ChromNA\Edison\ChromData\CVOAMS5\20180307-68451.b\E82040.D

Injection Date:	07-Mar-2018 17:48:30	Instrument ID:	CVOAMS5
Lims ID:	460-151079-A-9	Lab Sample ID:	460-151079-9
Client ID:	MW-502S		
Operator ID:		ALS Bottle#:	20 Worklist Smp#: 21
Purge Vol:	5.000 mL	Dil. Factor:	1.0000
Method:	8260W_5	Limit Group:	VOA - 8260C DKQP Water and Solid
Column:	Rtx-VMS (0.18 mm)	Detector	MS SCAN

65 Trichloroethene, CAS: 79-01-6

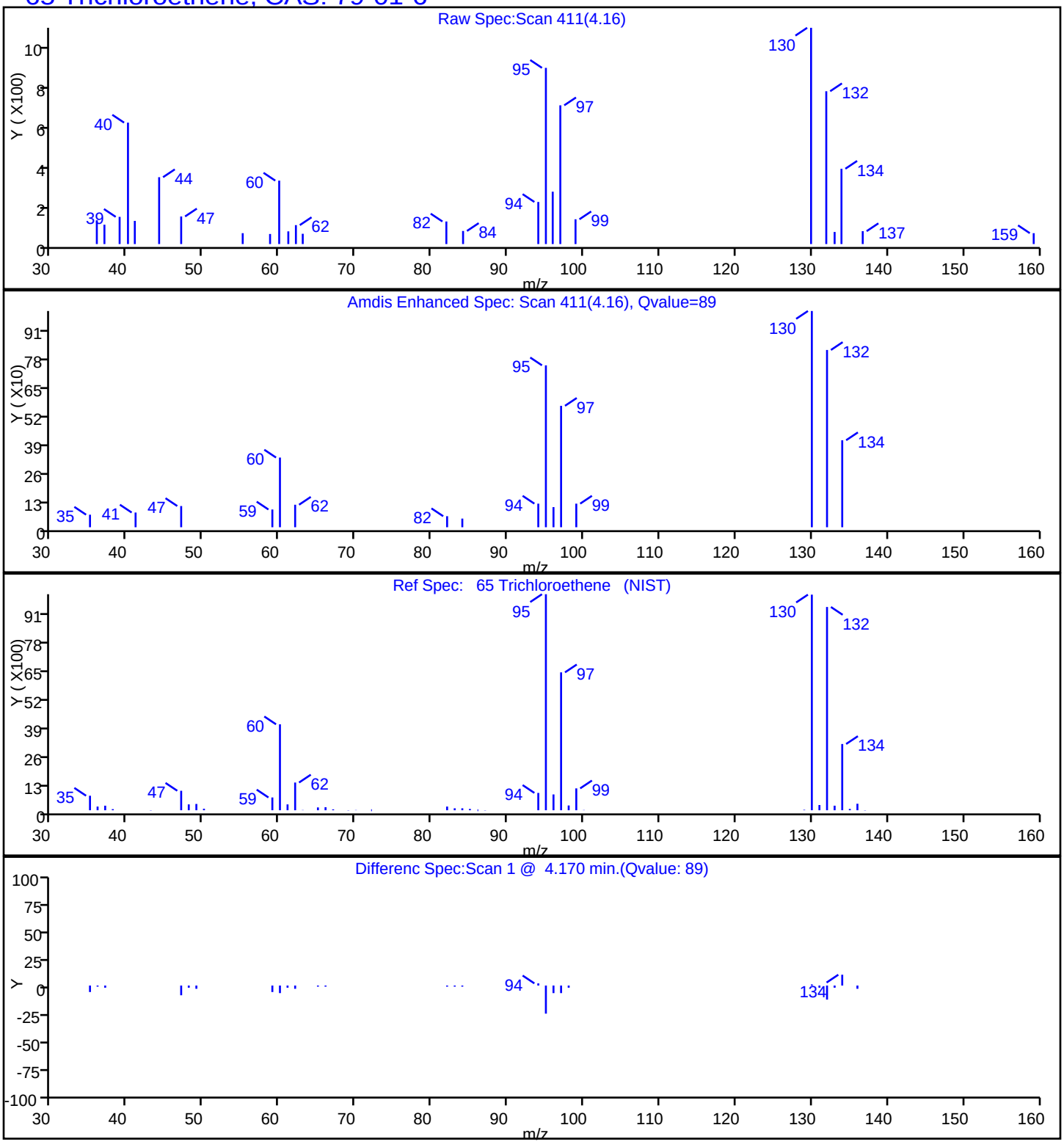

Report Date: 12-Mar-2018 13:25:48 Chrom Revision: 2.2 08-Feb-2018 13:38:42

User Disabled Compound Report

TestAmerica Edison

Data File:	\\ChromNA\Edison\ChromData\CVOAMS5\20180307-68451.b\E82040.D		
Injection Date:	07-Mar-2018 17:48:30	Instrument ID:	CVOAMS5
Lims ID:	460-151079-A-9	Lab Sample ID:	460-151079-9
Client ID:	MW-502S		
Operator ID:		ALS Bottle#:	20 Worklist Smp#: 21
Purge Vol:	5.000 mL	Dil. Factor:	1.0000
Method:	8260W_5	Limit Group:	VOA - 8260C DKQP Water and Solid
Column:	Rtx-VMS (0.18 mm)	Detector	MS SCAN

74 1,4-Dioxane, CAS: 123-91-1

Processing Results

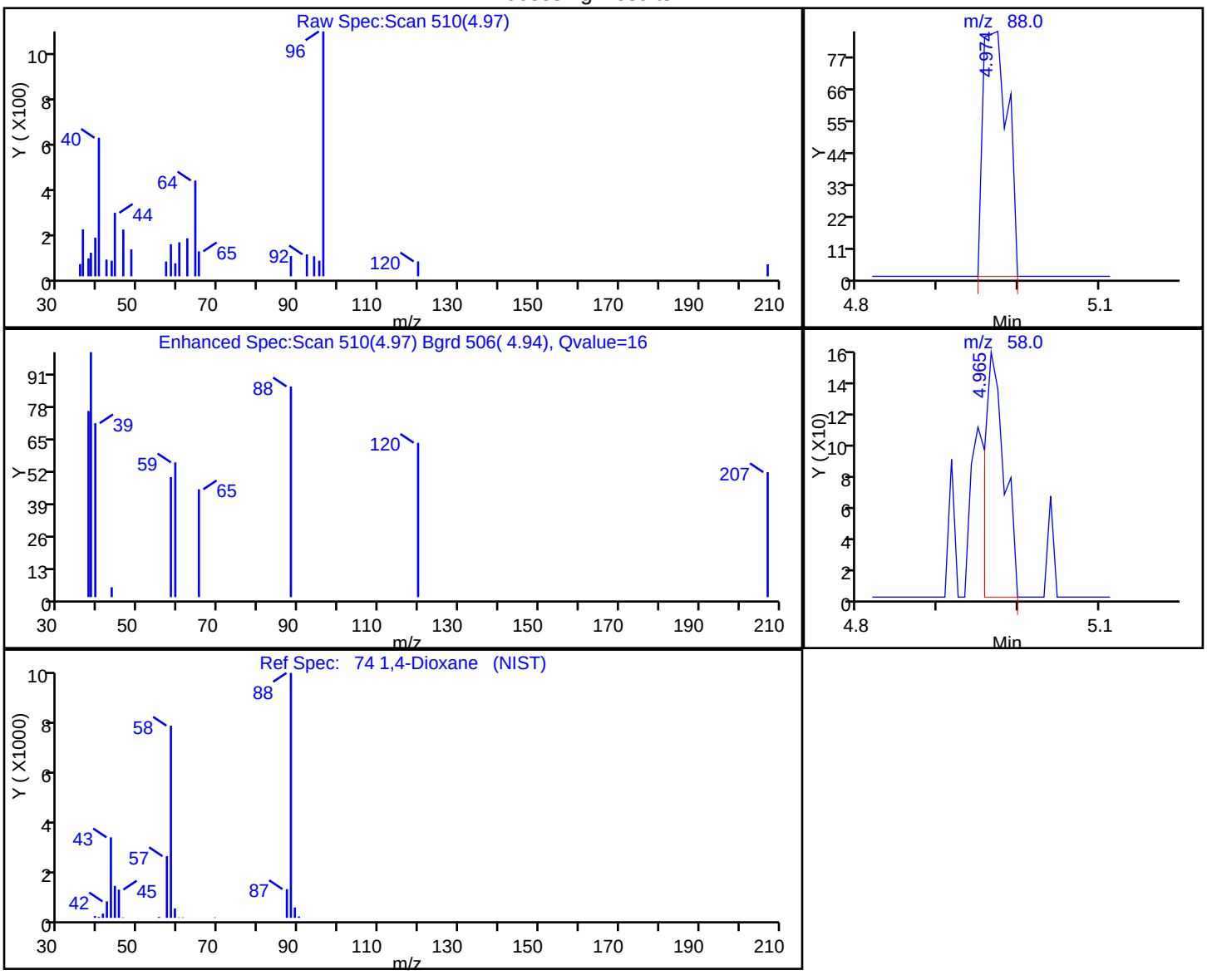

RT	Mass	Response	Amount
4.97	88.00	183	15.879757
4.97	58.00	265	

Reviewer: tupayachia, 08-Mar-2018 09:09:12

Audit Action: Marked Compound Undetected Audit Reason: Invalid Compound ID

FORM I
GC/MS VOA ORGANICS ANALYSIS DATA SHEET

Lab Name: TestAmerica Edison | Job No.: 460-151079-1

SDG No.:

Client Sample ID: MW-502I | Lab Sample ID: 460-151079-10

Matrix: Water | Lab File ID: E82041.D

Analysis Method: 8260C | Date Collected: 02/27/2018 08:35

Sample wt/vol: 5(mL) | Date Analyzed: 03/07/2018 18:14

Soil Aliquot Vol: | Dilution Factor: 1

Soil Extract Vol.: | GC Column: Rtx-VMS ID: 0.18(mm)

% Moisture: | Level: (low/med) Low

Analysis Batch No.: 501928 | Units: ug/L

CAS NO.	COMPOUND NAME	RESULT	Q	RL	MDL
71-55-6	1,1,1-Trichloroethane	0.28	U	1.0	0.28
79-34-5	1,1,2,2-Tetrachloroethane	0.19	U	1.0	0.19
79-00-5	1,1,2-Trichloroethane	0.080	U	1.0	0.080
75-34-3	1,1-Dichloroethane	0.24	U	1.0	0.24
75-35-4	1,1-Dichloroethene	0.34	U	1.0	0.34
87-61-6	1,2,3-Trichlorobenzene	0.35	U	1.0	0.35
120-82-1	1,2,4-Trichlorobenzene	0.27	U	1.0	0.27
96-12-8	1,2-Dibromo-3-Chloropropane	0.23	U	1.0	0.23
106-93-4	1,2-Dibromoethane	0.19	U	1.0	0.19
95-50-1	1,2-Dichlorobenzene	0.22	U	1.0	0.22
107-06-2	1,2-Dichloroethane	0.25	U	1.0	0.25
78-87-5	1,2-Dichloropropane	0.18	U	1.0	0.18
541-73-1	1,3-Dichlorobenzene	0.33	U	1.0	0.33
106-46-7	1,4-Dichlorobenzene	0.33	U	1.0	0.33
123-91-1	1,4-Dioxane	8.7	U	50	8.7
78-93-3	2-Butanone	2.2	U	5.0	2.2
591-78-6	2-Hexanone	0.72	U	5.0	0.72
108-10-1	4-Methyl-2-pentanone	0.63	U	5.0	0.63
67-64-1	Acetone	4.0	J	5.0	1.1
71-43-2	Benzene	0.090	U	1.0	0.090
74-97-5	Bromochloromethane	0.30	U	1.0	0.30
75-27-4	Bromodichloromethane	0.15	U	1.0	0.15
75-25-2	Bromoform	0.18	U	1.0	0.18
74-83-9	Bromomethane	0.18	U	1.0	0.18
75-15-0	Carbon disulfide	0.22	U	1.0	0.22
56-23-5	Carbon tetrachloride	0.33	U	1.0	0.33
108-90-7	Chlorobenzene	0.24	U	1.0	0.24
75-00-3	Chloroethane	0.37	U	1.0	0.37
67-66-3	Chloroform	0.59	J	1.0	0.22
74-87-3	Chloromethane	0.22	U	1.0	0.22
156-59-2	cis-1,2-Dichloroethene	0.26	U	1.0	0.26
10061-01-5	cis-1,3-Dichloropropene	0.16	U	1.0	0.16
110-82-7	Cyclohexane	0.26	U	1.0	0.26
124-48-1	Dibromochloromethane	0.22	U	1.0	0.22
75-71-8	Dichlorodifluoromethane	0.14	U	1.0	0.14
100-41-4	Ethylbenzene	0.30	U	1.0	0.30

FORM I
GC/MS VOA ORGANICS ANALYSIS DATA SHEET

Lab Name: TestAmerica Edison | Job No.: 460-151079-1

SDG No.:

Client Sample ID: MW-502I | Lab Sample ID: 460-151079-10

Matrix: Water | Lab File ID: E82041.D

Analysis Method: 8260C | Date Collected: 02/27/2018 08:35

Sample wt/vol: 5(mL) | Date Analyzed: 03/07/2018 18:14

Soil Aliquot Vol: | Dilution Factor: 1

Soil Extract Vol.: | GC Column: Rtx-VMS ID: 0.18(mm)

% Moisture: | Level: (low/med) Low

Analysis Batch No.: 501928 | Units: ug/L

CAS NO.	COMPOUND NAME	RESULT	Q	RL	MDL
76-13-1	Freon TF	0.34	U	1.0	0.34
98-82-8	Isopropylbenzene	0.32	U	1.0	0.32
179601-23-1	m&p-Xylene	0.28	U	1.0	0.28
79-20-9	Methyl acetate	0.58	U	5.0	0.58
108-87-2	Methylcyclohexane	0.22	U	1.0	0.22
75-09-2	Methylene Chloride	0.47	J	1.0	0.21
1634-04-4	MTBE	0.13	U	1.0	0.13
95-47-6	o-Xylene	0.32	U	1.0	0.32
100-42-5	Styrene	0.17	U	1.0	0.17
127-18-4	Tetrachloroethene	0.12	U	1.0	0.12
108-88-3	Toluene	0.25	U	1.0	0.25
156-60-5	trans-1,2-Dichloroethene	0.18	U	1.0	0.18
10061-02-6	trans-1,3-Dichloropropene	0.19	U	1.0	0.19
79-01-6	Trichloroethene	0.49	J	1.0	0.22
75-69-4	Trichlorofluoromethane	0.15	U	1.0	0.15
75-01-4	Vinyl chloride	0.060	U	1.0	0.060

CAS NO.	SURROGATE	%REC	Q	LIMITS
17060-07-0	1,2-Dichloroethane-d4 (Surr)	105		70-130
460-00-4	Bromofluorobenzene	87		70-130
1868-53-7	Dibromofluoromethane (Surr)	102		70-130
2037-26-5	Toluene-d8 (Surr)	104		70-130

FORM I
GC/MS VOA ORGANICS ANALYSIS DATA SHEET
TENTATIVELY IDENTIFIED COMPOUNDS

Lab Name: TestAmerica Edison | Job No.: 460-151079-1

SDG No.:

Client Sample ID: MW-502I | Lab Sample ID: 460-151079-10

Matrix: Water | Lab File ID: E82041.D

Analysis Method: 8260C | Date Collected: 02/27/2018 08:35

Sample wt/vol: 5(mL) | Date Analyzed: 03/07/2018 18:14

Soil Aliquot Vol: | Dilution Factor: 1

Soil Extract Vol.: | GC Column: Rtx-VMS ID: 0.18(mm)

% Moisture: | Level: (low/med) Low

Analysis Batch No.: 501928 | Units: ug/L

Number TICs Found: 0 | TIC Result Total: 0

CAS NO.	COMPOUND NAME	RT	RESULT	Q	MATCH QUALITY
	Tentatively Identified Compound		None		

TestAmerica Edison
Target Compound Quantitation Report

Data File: \\ChromNA\Edison\ChromData\CVOAMS5\20180307-68451.b\E82041.D
Lims ID: 460-151079-A-10
Client ID: MW-502I
Sample Type: Client
Inject. Date: 07-Mar-2018 18:14:30 ALS Bottle#: 21 Worklist Smp#: 22
Purge Vol: 5.000 mL Dil. Factor: 1.0000
Sample Info: 460-151079-A-10
Misc. Info.: 460-0068451-022
Operator ID: Instrument ID: CVOAMS5

Method: \\ChromNA\Edison\ChromData\CVOAMS5\20180307-68451.b\8260W_5.m
Limit Group: VOA - 8260C DKQP Water and Solid
Last Update: 12-Mar-2018 13:22:53 Calib Date: 06-Mar-2018 08:33:30
Integrator: RTE ID Type: Deconvolution ID
Quant Method: Internal Standard Quant By: Initial Calibration
Last ICal File: \\ChromNA\Edison\ChromData\CVOAMS5\20180306-68384.b\E81978.D

Column 1 : Rtx-VMS (0.18 mm) Det: MS SCAN
Process Host: XAWRK011

First Level Reviewer: tupayachia Date: 08-Mar-2018 09:09:43

Compound	Sig	RT (min.)	Exp RT (min.)	Dlt RT (min.)	Q	Response	OnCol Amt ug/l	Flags
23 Methylene Chloride	84	2.077	2.077	0.000	83	3626	0.4743	
24 Acetone	58	2.110	2.109	0.001	83	559	4.04	
* 29 TBA-d9 (IS)	65	2.266	2.274	-0.008	91	70376	1000.0	
42 Chloroform	83	3.188	3.179	0.009	95	2427	0.5922	
$ 47 Dibromofluoromethane (Surr	113	3.328	3.327	0.001	95	111798	51.2	
* 49 2-Butanone-d5	46	3.402	3.402	0.000	99	115842	250.0	
$ 57 1,2-Dichloroethane-d4 (Sur	65	3.764	3.764	0.000	97	113377	52.7	
* 61 Fluorobenzene	96	4.011	4.011	0.000	99	413289	50.0	
65 Trichloroethene	95	4.159	4.159	0.000	93	1335	0.4921	
* 72 1,4-Dioxane-d8	96	4.932	4.941	-0.008	97	10352	1000.0	
$ 78 Toluene-d8 (Surr)	98	5.616	5.615	0.001	99	440624	51.8	
* 92 Chlorobenzene-d5	117	7.541	7.541	0.000	84	350666	50.0	
$ 103 4-Bromofluorobenzene	174	9.335	9.335	0.000	90	109669	43.7	
* 119 1,4-Dichlorobenzene-d4	152	11.121	11.121	0.000	95	178629	50.0	

Reagents:

8260SURR250_00169	Amount Added: 1.00	Units: uL	Run Reagent
8260ISNEW_00119	Amount Added: 1.00	Units: uL	Run Reagent

Report Date: 12-Mar-2018 13:25:49 Chrom Revision: 2.2 08-Feb-2018 13:38:42

TestAmerica Edison

Data File: \\ChromNA\Edison\ChromData\CVOAMS5\20180307-68451.b\E82041.D

Injection Date:	07-Mar-2018 18:14:30	Instrument ID:	CVOAMS5	Operator ID:	
Lims ID:	460-151079-A-10	Lab Sample ID:	460-151079-10	Worklist Smp#:	22
Client ID:	MW-502I				
Purge Vol:	5.000 mL	Dil. Factor:	1.0000	ALS Bottle#:	21
Method:	8260W_5	Limit Group:	VOA - 8260C DKQP Water and Solid		

Column: Rtx-VMS (0.18 mm)

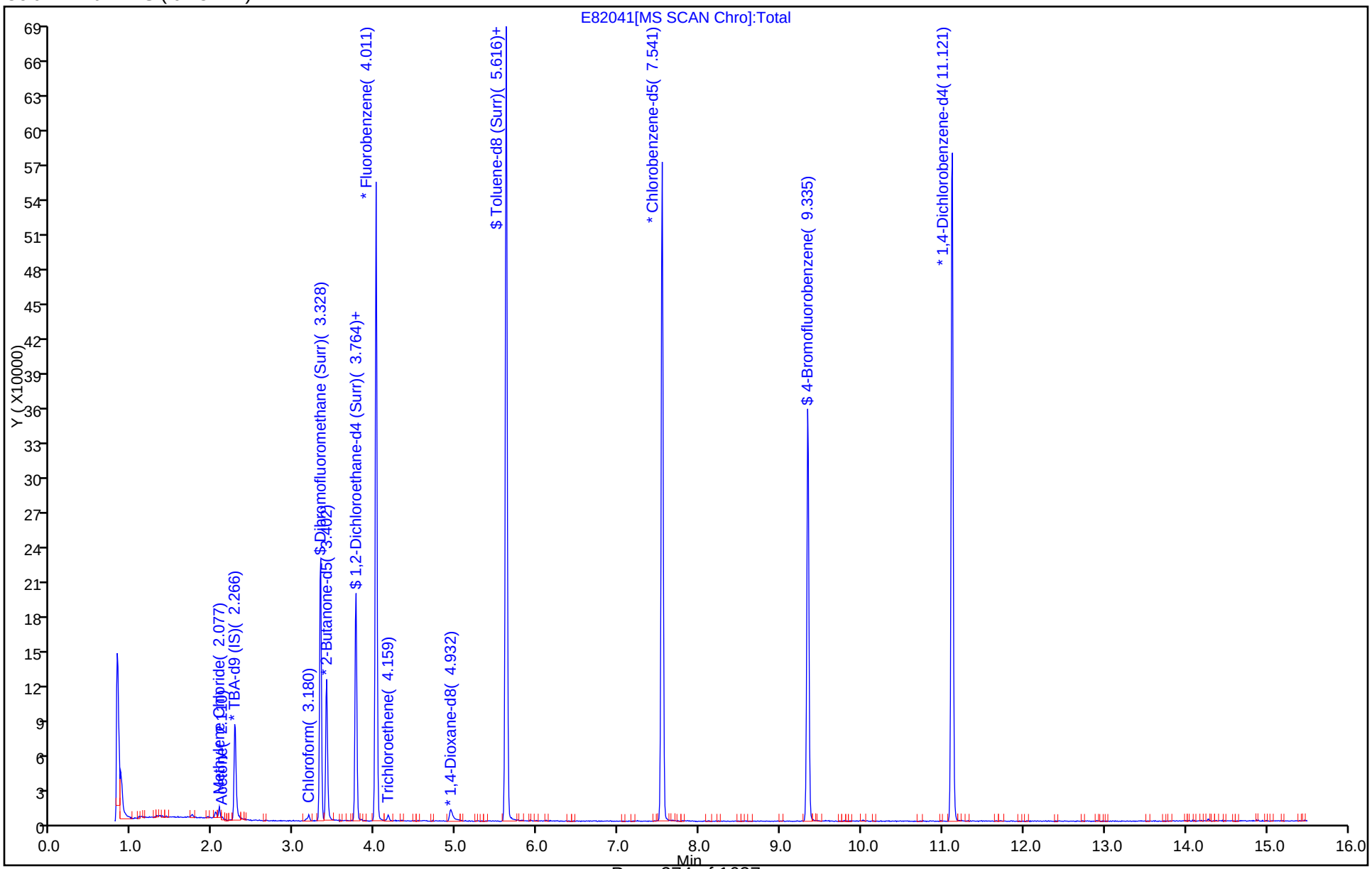

Report Date: 12-Mar-2018 13:25:49 Chrom Revision: 2.2 08-Feb-2018 13:38:42

TestAmerica Edison

Data File: \\ChromNA\Edison\ChromData\CVOAMS5\20180307-68451.b\E82041.D

Injection Date:	07-Mar-2018 18:14:30	Instrument ID:	CVOAMS5
Lims ID:	460-151079-A-10	Lab Sample ID:	460-151079-10
Client ID:	MW-502I		
Operator ID:		ALS Bottle#:	21 Worklist Smp#: 22
Purge Vol:	5.000 mL	Dil. Factor:	1.0000
Method:	8260W_5	Limit Group:	VOA - 8260C DKQP Water and Solid
Column:	Rtx-VMS (0.18 mm)	Detector	MS SCAN

24 Acetone, CAS: 67-64-1

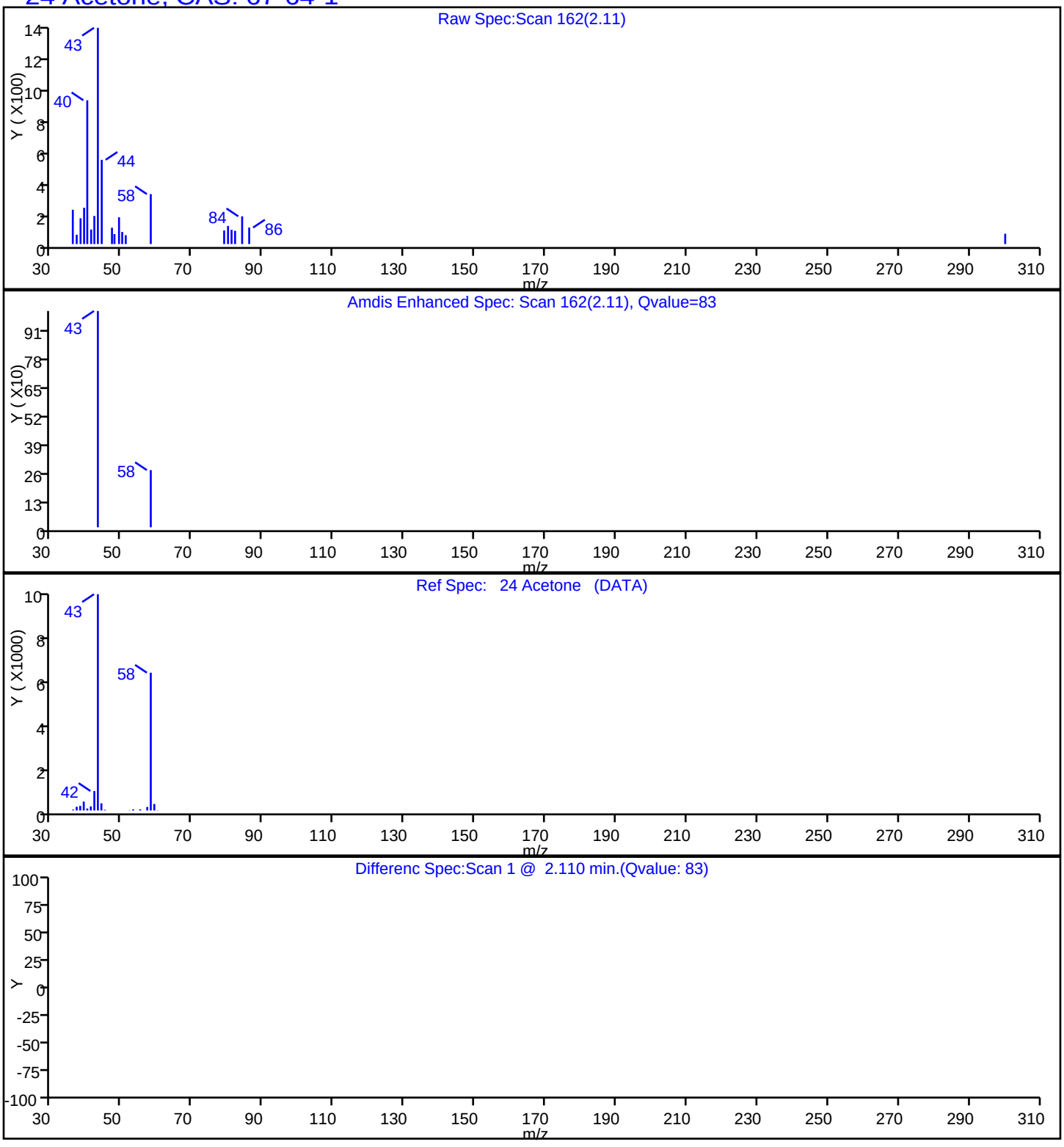

Report Date: 12-Mar-2018 13:25:50 Chrom Revision: 2.2 08-Feb-2018 13:38:42

TestAmerica Edison

Data File: \\ChromNA\Edison\ChromData\CVOAMS5\20180307-68451.b\E82041.D

Injection Date:	07-Mar-2018 18:14:30	Instrument ID:	CVOAMS5
Lims ID:	460-151079-A-10	Lab Sample ID:	460-151079-10
Client ID:	MW-502I		
Operator ID:		ALS Bottle#:	21 Worklist Smp#: 22
Purge Vol:	5.000 mL	Dil. Factor:	1.0000
Method:	8260W_5	Limit Group:	VOA - 8260C DKQP Water and Solid
Column:	Rtx-VMS (0.18 mm)	Detector	MS SCAN

42 Chloroform, CAS: 67-66-3

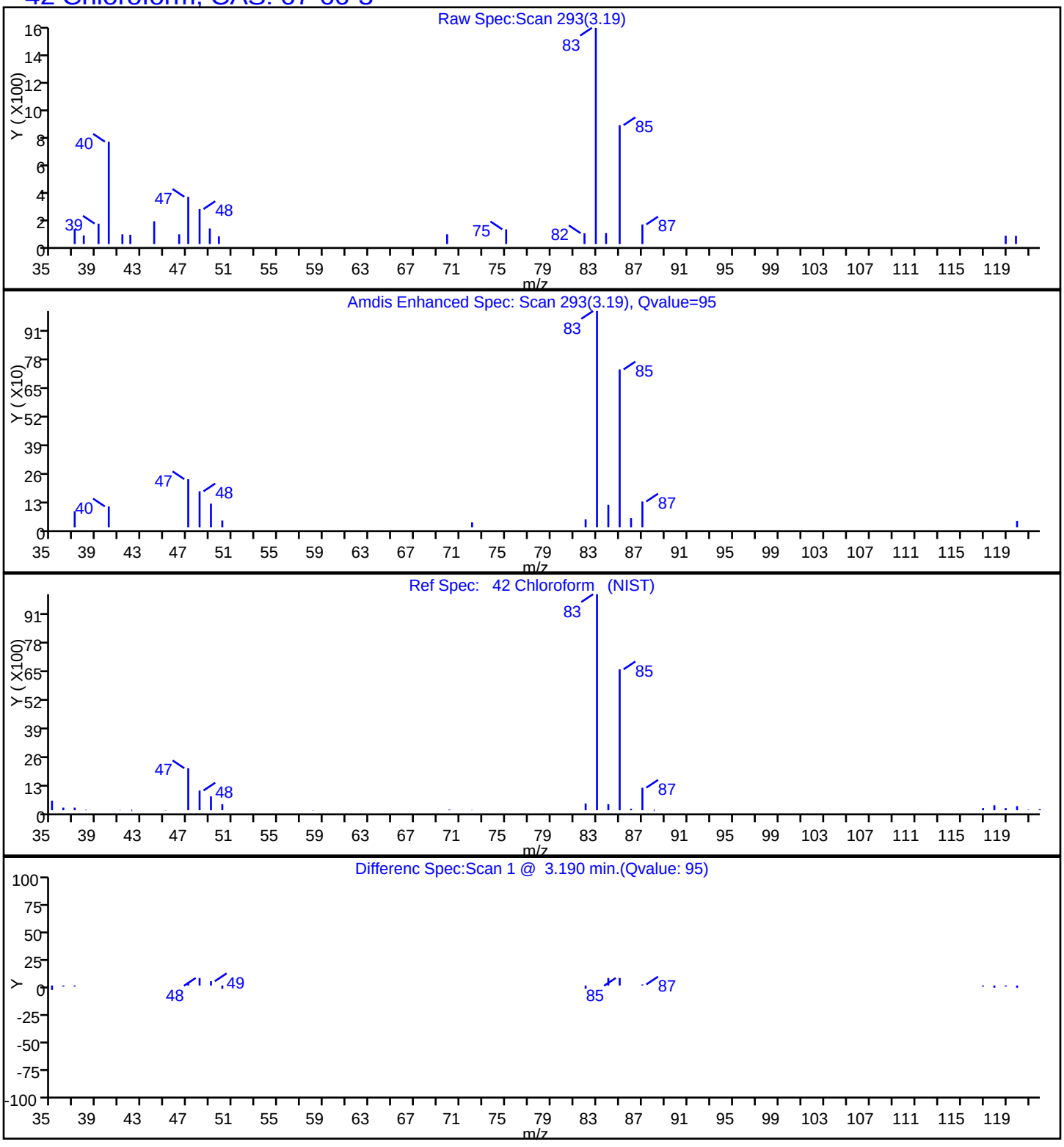

Report Date: 12-Mar-2018 13:25:49 Chrom Revision: 2.2 08-Feb-2018 13:38:42

TestAmerica Edison

Data File: \\ChromNA\Edison\ChromData\CVOAMS5\20180307-68451.b\E82041.D

Injection Date:	07-Mar-2018 18:14:30	Instrument ID:	CVOAMS5
Lims ID:	460-151079-A-10	Lab Sample ID:	460-151079-10
Client ID:	MW-502I		
Operator ID:		ALS Bottle#:	21 Worklist Smp#: 22
Purge Vol:	5.000 mL	Dil. Factor:	1.0000
Method:	8260W_5	Limit Group:	VOA - 8260C DKQP Water and Solid
Column:	Rtx-VMS (0.18 mm)	Detector	MS SCAN

23 Methylene Chloride, CAS: 75-09-2

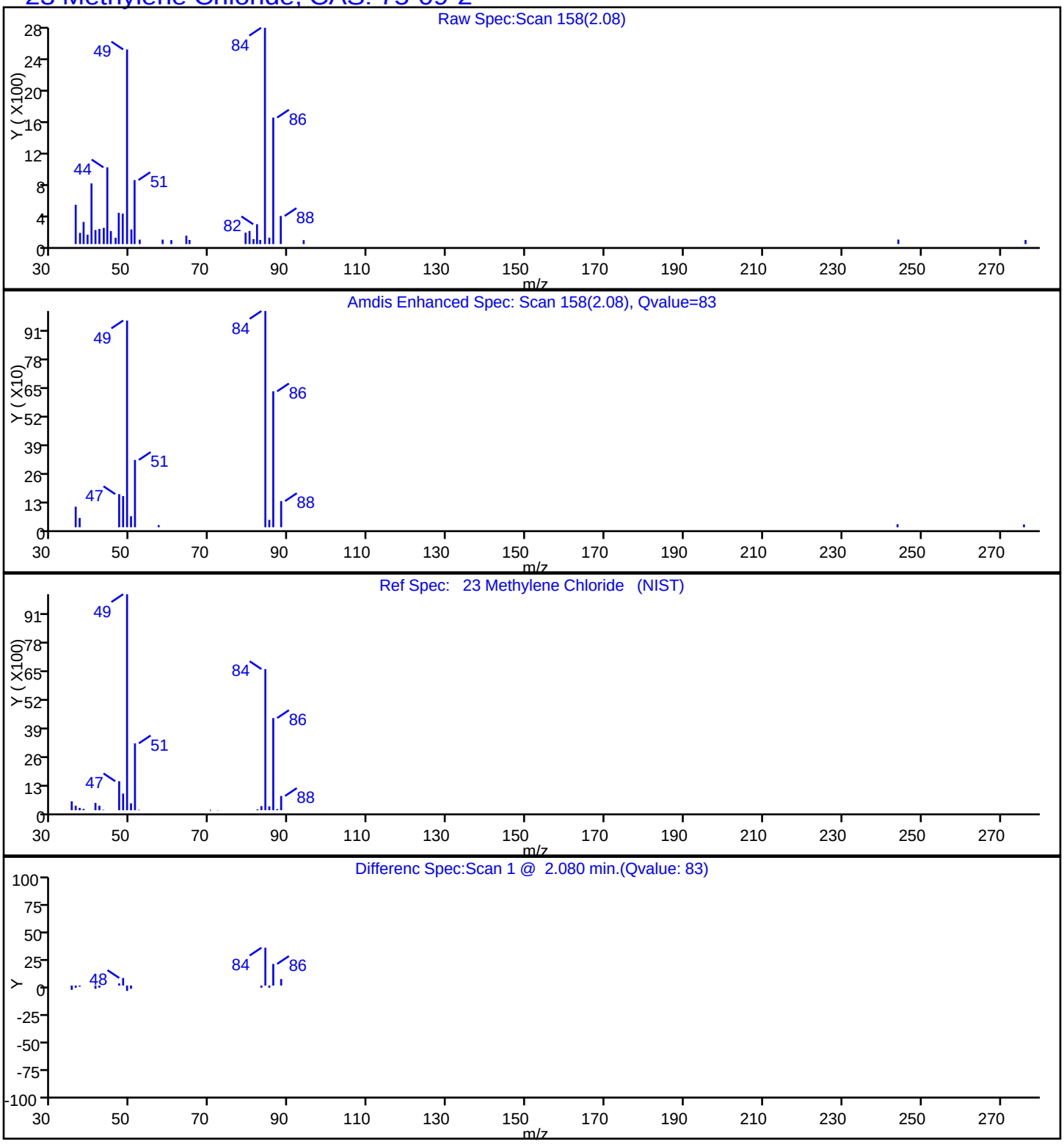

Report Date: 12-Mar-2018 13:25:50 Chrom Revision: 2.2 08-Feb-2018 13:38:42

TestAmerica Edison

Data File: \\ChromNA\Edison\ChromData\CVOAMS5\20180307-68451.b\E82041.D

Injection Date:	07-Mar-2018 18:14:30	Instrument ID:	CVOAMS5
Lims ID:	460-151079-A-10	Lab Sample ID:	460-151079-10
Client ID:	MW-502I		
Operator ID:		ALS Bottle#:	21 Worklist Smp#: 22
Purge Vol:	5.000 mL	Dil. Factor:	1.0000
Method:	8260W_5	Limit Group:	VOA - 8260C DKQP Water and Solid
Column:	Rtx-VMS (0.18 mm)	Detector	MS SCAN

65 Trichloroethene, CAS: 79-01-6

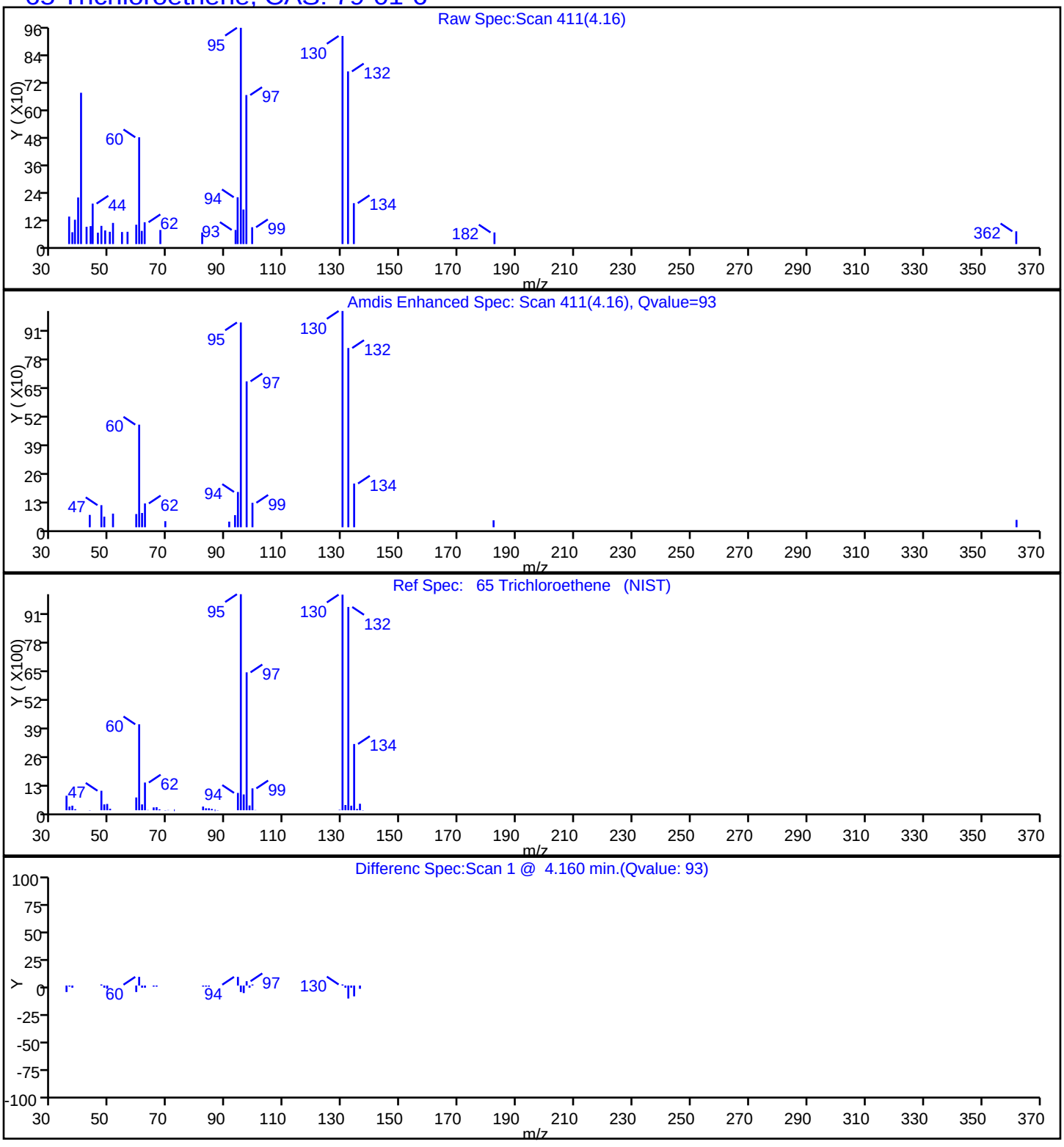

FORM I
GC/MS VOA ORGANICS ANALYSIS DATA SHEET

Lab Name: TestAmerica Edison | Job No.: 460-151079-1

SDG No.:

Client Sample ID: MW-503S | Lab Sample ID: 460-151079-11

Matrix: Water | Lab File ID: E82042.D

Analysis Method: 8260C | Date Collected: 02/27/2018 08:20

Sample wt/vol: 5(mL) | Date Analyzed: 03/07/2018 18:41

Soil Aliquot Vol: | Dilution Factor: 1

Soil Extract Vol.: | GC Column: Rtx-VMS | ID: 0.18(mm)

% Moisture: | Level: (low/med) Low

Analysis Batch No.: 501928 | Units: ug/L

CAS NO.	COMPOUND NAME	RESULT	Q	RL	MDL
71-55-6	1,1,1-Trichloroethane	0.28	U	1.0	0.28
79-34-5	1,1,2,2-Tetrachloroethane	0.19	U	1.0	0.19
79-00-5	1,1,2-Trichloroethane	0.080	U	1.0	0.080
75-34-3	1,1-Dichloroethane	0.24	U	1.0	0.24
75-35-4	1,1-Dichloroethene	0.34	U	1.0	0.34
87-61-6	1,2,3-Trichlorobenzene	0.35	U	1.0	0.35
120-82-1	1,2,4-Trichlorobenzene	0.27	U	1.0	0.27
96-12-8	1,2-Dibromo-3-Chloropropane	0.23	U	1.0	0.23
106-93-4	1,2-Dibromoethane	0.19	U	1.0	0.19
95-50-1	1,2-Dichlorobenzene	0.22	U	1.0	0.22
107-06-2	1,2-Dichloroethane	0.25	U	1.0	0.25
78-87-5	1,2-Dichloropropane	0.18	U	1.0	0.18
541-73-1	1,3-Dichlorobenzene	0.33	U	1.0	0.33
106-46-7	1,4-Dichlorobenzene	0.33	U	1.0	0.33
123-91-1	1,4-Dioxane	8.7	U	50	8.7
78-93-3	2-Butanone	2.2	U	5.0	2.2
591-78-6	2-Hexanone	0.72	U	5.0	0.72
108-10-1	4-Methyl-2-pentanone	0.63	U	5.0	0.63
67-64-1	Acetone	5.0		5.0	1.1
71-43-2	Benzene	0.090	U	1.0	0.090
74-97-5	Bromochloromethane	0.30	U	1.0	0.30
75-27-4	Bromodichloromethane	0.15	U	1.0	0.15
75-25-2	Bromoform	0.18	U	1.0	0.18
74-83-9	Bromomethane	0.18	U	1.0	0.18
75-15-0	Carbon disulfide	0.22	U	1.0	0.22
56-23-5	Carbon tetrachloride	0.33	U	1.0	0.33
108-90-7	Chlorobenzene	0.24	U	1.0	0.24
75-00-3	Chloroethane	0.37	U	1.0	0.37
67-66-3	Chloroform	0.65	J	1.0	0.22
74-87-3	Chloromethane	0.22	U	1.0	0.22
156-59-2	cis-1,2-Dichloroethene	0.26	U	1.0	0.26
10061-01-5	cis-1,3-Dichloropropene	0.16	U	1.0	0.16
110-82-7	Cyclohexane	0.26	U	1.0	0.26
124-48-1	Dibromochloromethane	0.22	U	1.0	0.22
75-71-8	Dichlorodifluoromethane	0.14	U	1.0	0.14
100-41-4	Ethylbenzene	0.30	U	1.0	0.30

FORM I
GC/MS VOA ORGANICS ANALYSIS DATA SHEET

Lab Name: TestAmerica Edison | Job No.: 460-151079-1

SDG No.:

Client Sample ID: MW-503S | Lab Sample ID: 460-151079-11

Matrix: Water | Lab File ID: E82042.D

Analysis Method: 8260C | Date Collected: 02/27/2018 08:20

Sample wt/vol: 5(mL) | Date Analyzed: 03/07/2018 18:41

Soil Aliquot Vol: | Dilution Factor: 1

Soil Extract Vol.: | GC Column: Rtx-VMS ID: 0.18(mm)

% Moisture: | Level: (low/med) Low

Analysis Batch No.: 501928 | Units: ug/L

CAS NO.	COMPOUND NAME	RESULT	Q	RL	MDL
76-13-1	Freon TF	0.84	J	1.0	0.34
98-82-8	Isopropylbenzene	0.32	U	1.0	0.32
179601-23-1	m&p-Xylene	0.28	U	1.0	0.28
79-20-9	Methyl acetate	0.58	U	5.0	0.58
108-87-2	Methylcyclohexane	0.22	U	1.0	0.22
75-09-2	Methylene Chloride	0.52	J	1.0	0.21
1634-04-4	MTBE	0.13	U	1.0	0.13
95-47-6	o-Xylene	0.32	U	1.0	0.32
100-42-5	Styrene	0.17	U	1.0	0.17
127-18-4	Tetrachloroethene	0.39	J	1.0	0.12
108-88-3	Toluene	0.25	U	1.0	0.25
156-60-5	trans-1,2-Dichloroethene	0.18	U	1.0	0.18
10061-02-6	trans-1,3-Dichloropropene	0.19	U	1.0	0.19
79-01-6	Trichloroethene	0.61	J	1.0	0.22
75-69-4	Trichlorofluoromethane	0.15	U	1.0	0.15
75-01-4	Vinyl chloride	0.060	U	1.0	0.060

CAS NO.	SURROGATE	%REC	Q	LIMITS
17060-07-0	1,2-Dichloroethane-d4 (Surr)	106		70-130
460-00-4	Bromofluorobenzene	86		70-130
1868-53-7	Dibromofluoromethane (Surr)	101		70-130
2037-26-5	Toluene-d8 (Surr)	102		70-130

FORM I
GC/MS VOA ORGANICS ANALYSIS DATA SHEET
TENTATIVELY IDENTIFIED COMPOUNDS

Lab Name: TestAmerica Edison Job No.: 460-151079-1

SDG No.:

Client Sample ID: MW-503S Lab Sample ID: 460-151079-11

Matrix: Water Lab File ID: E82042.D

Analysis Method: 8260C Date Collected: 02/27/2018 08:20

Sample wt/vol: 5(mL) Date Analyzed: 03/07/2018 18:41

Soil Aliquot Vol: Dilution Factor: 1

Soil Extract Vol.: GC Column: Rtx-VMS ID: 0.18(mm)

% Moisture: Level: (low/med) Low

Analysis Batch No.: 501928 Units: ug/L

Number TICs Found: 0 TIC Result Total: 0

CAS NO.	COMPOUND NAME	RT	RESULT	Q	MATCH QUALITY
	Tentatively Identified Compound		None		

TestAmerica Edison
Target Compound Quantitation Report

Data File: \\ChromNA\Edison\ChromData\CVOAMS5\20180307-68451.b\E82042.D
Lims ID: 460-151079-A-11
Client ID: MW-503S
Sample Type: Client
Inject. Date: 07-Mar-2018 18:41:30 ALS Bottle#: 22 Worklist Smp#: 23
Purge Vol: 5.000 mL Dil. Factor: 1.0000
Sample Info: 460-151079-A-11
Misc. Info.: 460-0068451-023
Operator ID: Instrument ID: CVOAMS5

Method: \\ChromNA\Edison\ChromData\CVOAMS5\20180307-68451.b\8260W_5.m
Limit Group: VOA - 8260C DKQP Water and Solid
Last Update: 12-Mar-2018 13:22:53 Calib Date: 06-Mar-2018 08:33:30
Integrator: RTE ID Type: Deconvolution ID
Quant Method: Internal Standard Quant By: Initial Calibration
Last ICal File: \\ChromNA\Edison\ChromData\CVOAMS5\20180306-68384.b\E81978.D

Column 1 : Rtx-VMS (0.18 mm) Det: MS SCAN
Process Host: XAWRK011

First Level Reviewer: tupayachia Date: 08-Mar-2018 09:10:15

Compound	Sig	RT (min.)	Exp RT (min.)	Dlt RT (min.)	Q	Response	OnCol Amt ug/l	Flags
16 1,1,2-Trichloro-1,2,2-trif	101	1.747	1.747	0.000	95	2808	0.8431	
23 Methylene Chloride	84	2.077	2.077	0.000	87	3748	0.5169	
24 Acetone	58	2.109	2.109	0.000	84	698	5.05	
* 29 TBA-d9 (IS)	65	2.266	2.274	-0.008	91	70311	1000.0	
42 Chloroform	83	3.188	3.179	0.009	94	2656	0.6510	
$ 47 Dibromofluoromethane (Surr	113	3.327	3.327	0.000	95	110134	50.6	
* 49 2-Butanone-d5	46	3.402	3.402	0.000	99	115802	250.0	
$ 57 1,2-Dichloroethane-d4 (Sur	65	3.764	3.764	0.000	97	112921	52.8	
* 61 Fluorobenzene	96	4.011	4.011	0.000	99	411413	50.0	
65 Trichloroethene	95	4.167	4.159	0.008	93	1644	0.6088	
* 72 1,4-Dioxane-d8	96	4.932	4.941	-0.008	98	10344	1000.0	
$ 78 Toluene-d8 (Surr)	98	5.615	5.615	0.000	99	429113	50.9	
82 Tetrachloroethene	166	6.117	6.109	0.008	96	1053	0.3925	
* 92 Chlorobenzene-d5	117	7.541	7.541	0.000	85	347802	50.0	
$ 103 4-Bromofluorobenzene	174	9.343	9.335	0.008	94	107346	43.2	
* 119 1,4-Dichlorobenzene-d4	152	11.121	11.121	0.000	94	176242	50.0	

Reagents:

8260SURR250_00169 Amount Added: 1.00 Units: uL Run Reagent
8260ISNEW_00119 Amount Added: 1.00 Units: uL Run Reagent

Report Date: 12-Mar-2018 13:25:51 Chrom Revision: 2.2 08-Feb-2018 13:38:42

TestAmerica Edison

Data File: \\ChromNA\Edison\ChromData\CVOAMS5\20180307-68451.b\E82042.D

Injection Date:	07-Mar-2018 18:41:30	Instrument ID:	CVOAMS5	Operator ID:	
Lims ID:	460-151079-A-11	Lab Sample ID:	460-151079-11	Worklist Smp#:	23
Client ID:	MW-503S				
Purge Vol:	5.000 mL	Dil. Factor:	1.0000	ALS Bottle#:	22
Method:	8260W_5	Limit Group:	VOA - 8260C DKQP Water and Solid		

Column: Rtx-VMS (0.18 mm)

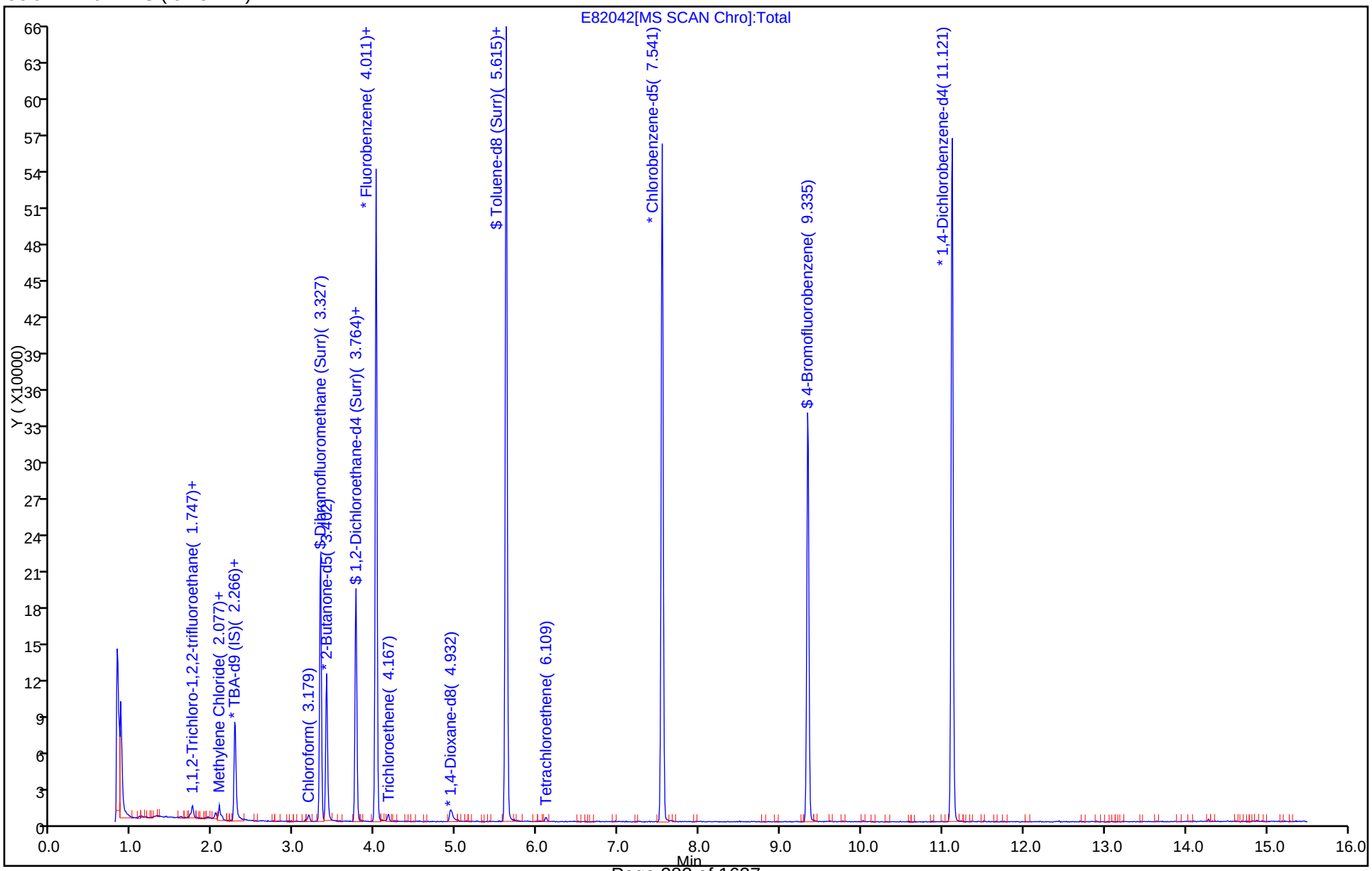

Report Date: 12-Mar-2018 13:25:51 Chrom Revision: 2.2 08-Feb-2018 13:38:42

TestAmerica Edison

Data File: \\ChromNA\Edison\ChromData\CVOAMS5\20180307-68451.b\E82042.D

Injection Date:	07-Mar-2018 18:41:30	Instrument ID:	CVOAMS5
Lims ID:	460-151079-A-11	Lab Sample ID:	460-151079-11
Client ID:	MW-503S		
Operator ID:		ALS Bottle#:	22 Worklist Smp#: 23
Purge Vol:	5.000 mL	Dil. Factor:	1.0000
Method:	8260W_5	Limit Group:	VOA - 8260C DKQP Water and Solid
Column:	Rtx-VMS (0.18 mm)	Detector	MS SCAN

24 Acetone, CAS: 67-64-1

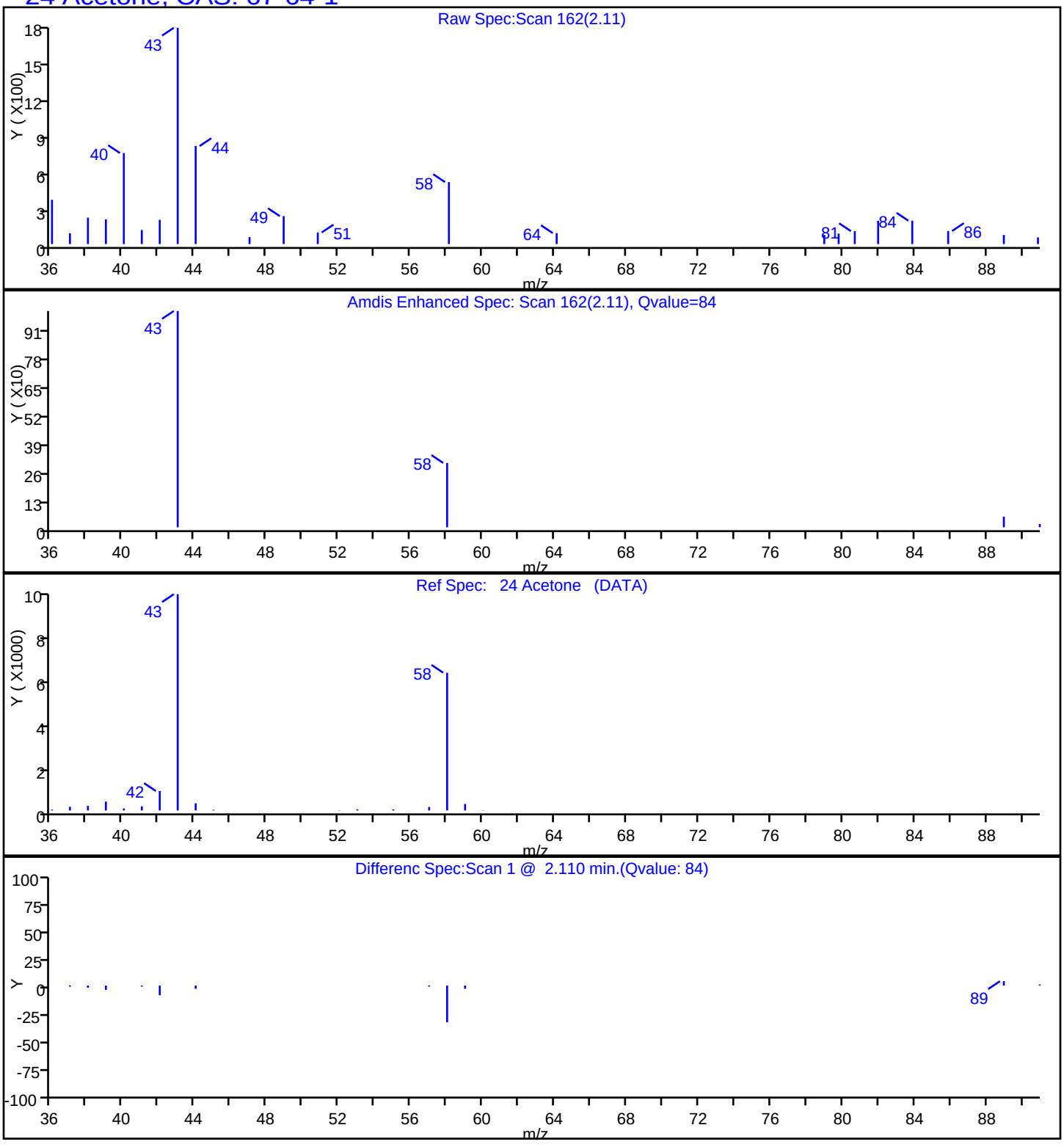

Report Date: 12-Mar-2018 13:25:51 Chrom Revision: 2.2 08-Feb-2018 13:38:42

TestAmerica Edison

Data File: \\ChromNA\Edison\ChromData\CVOAMS5\20180307-68451.b\E82042.D

Injection Date:	07-Mar-2018 18:41:30	Instrument ID:	CVOAMS5
Lims ID:	460-151079-A-11	Lab Sample ID:	460-151079-11
Client ID:	MW-503S		
Operator ID:		ALS Bottle#:	22 Worklist Smp#: 23
Purge Vol:	5.000 mL	Dil. Factor:	1.0000
Method:	8260W_5	Limit Group:	VOA - 8260C DKQP Water and Solid
Column:	Rtx-VMS (0.18 mm)	Detector	MS SCAN

42 Chloroform, CAS: 67-66-3

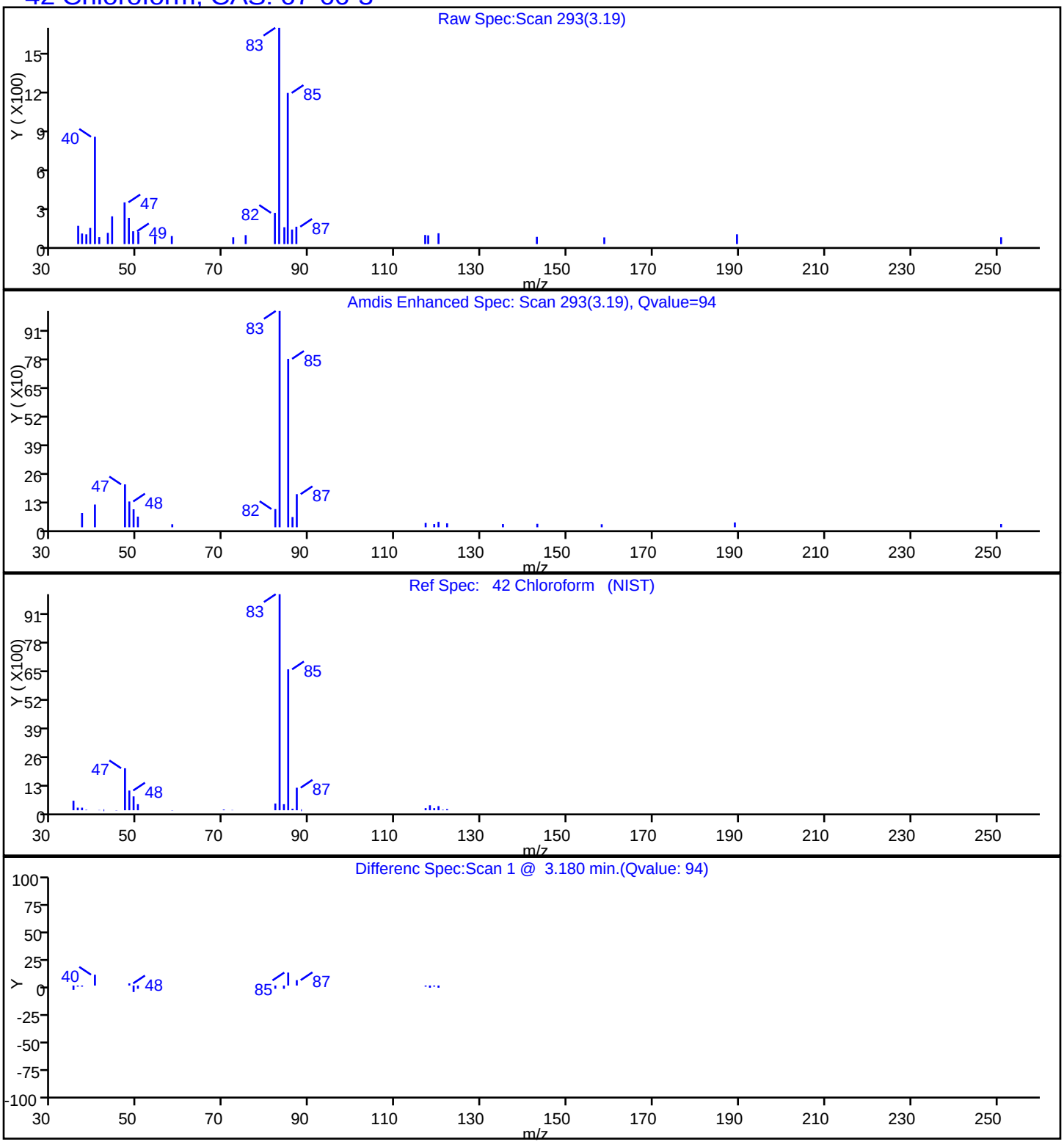

Report Date: 12-Mar-2018 13:25:51 Chrom Revision: 2.2 08-Feb-2018 13:38:42

TestAmerica Edison

Data File: \\ChromNA\Edison\ChromData\CVOAMS5\20180307-68451.b\E82042.D

Injection Date:	07-Mar-2018 18:41:30	Instrument ID:	CVOAMS5
Lims ID:	460-151079-A-11	Lab Sample ID:	460-151079-11
Client ID:	MW-503S		
Operator ID:		ALS Bottle#:	22 Worklist Smp#: 23
Purge Vol:	5.000 mL	Dil. Factor:	1.0000
Method:	8260W_5	Limit Group:	VOA - 8260C DKQP Water and Solid
Column:	Rtx-VMS (0.18 mm)	Detector	MS SCAN

16 1,1,2-Trichloro-1,2,2-trifluoroethane, CAS: 76-13-1

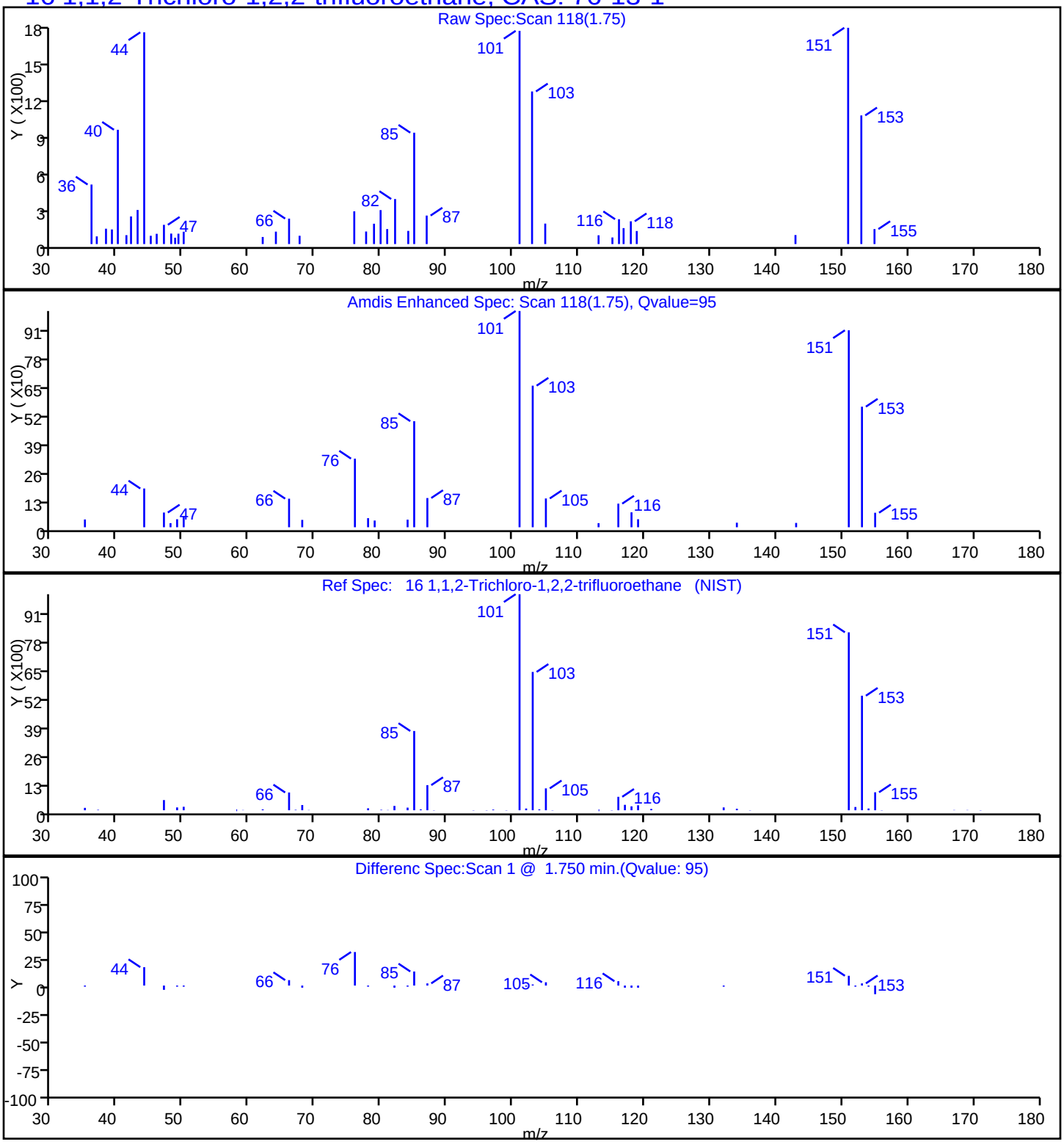

Report Date: 12-Mar-2018 13:25:51 Chrom Revision: 2.2 08-Feb-2018 13:38:42

TestAmerica Edison

Data File: \\ChromNA\Edison\ChromData\CVOAMS5\20180307-68451.b\E82042.D

Injection Date:	07-Mar-2018 18:41:30	Instrument ID:	CVOAMS5
Lims ID:	460-151079-A-11	Lab Sample ID:	460-151079-11
Client ID:	MW-503S		
Operator ID:		ALS Bottle#:	22 Worklist Smp#: 23
Purge Vol:	5.000 mL	Dil. Factor:	1.0000
Method:	8260W_5	Limit Group:	VOA - 8260C DKQP Water and Solid
Column:	Rtx-VMS (0.18 mm)	Detector	MS SCAN

23 Methylene Chloride, CAS: 75-09-2

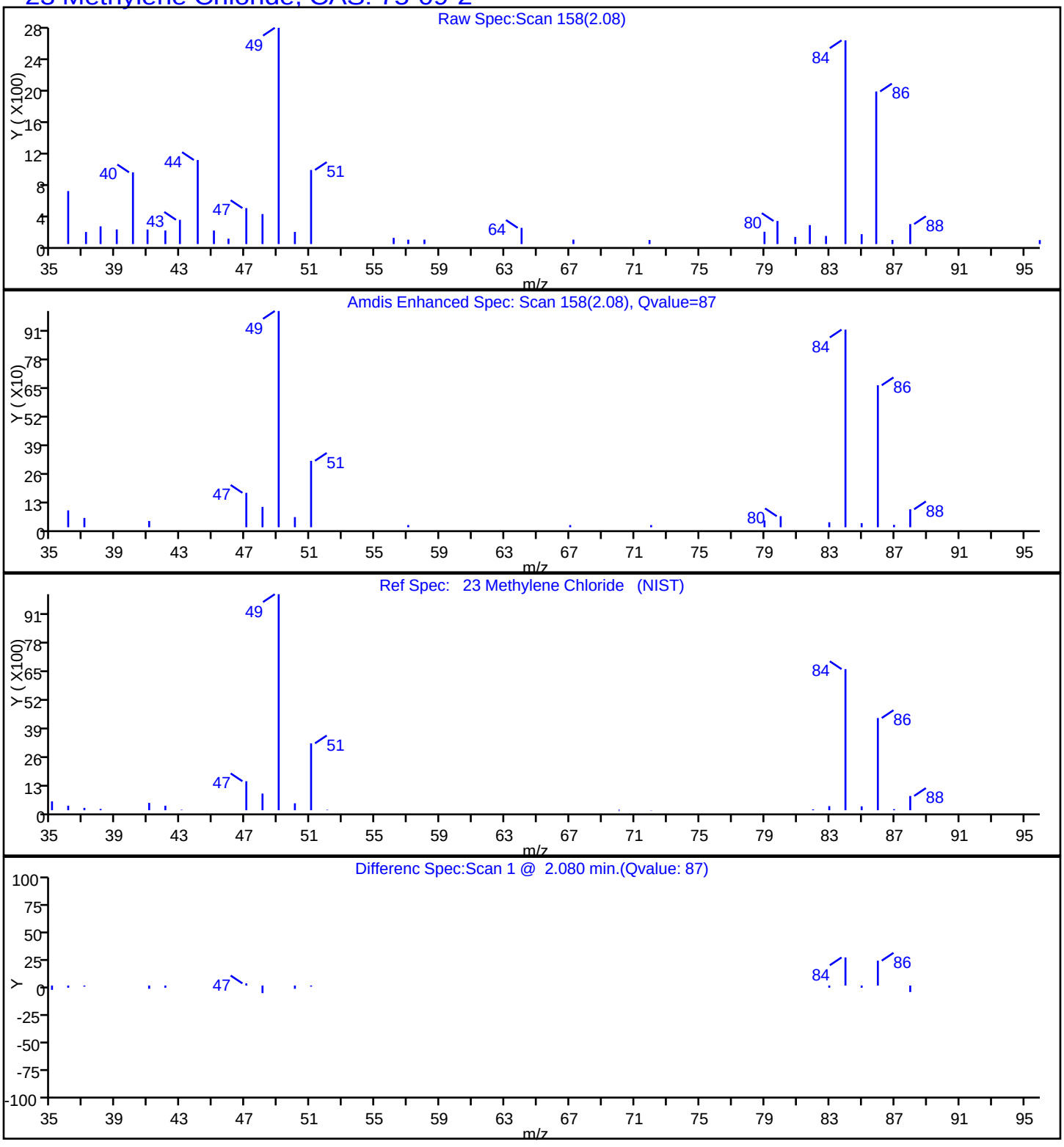

Report Date: 12-Mar-2018 13:25:51 Chrom Revision: 2.2 08-Feb-2018 13:38:42

TestAmerica Edison

Data File: \\ChromNA\Edison\ChromData\CVOAMS5\20180307-68451.b\E82042.D

Injection Date:	07-Mar-2018 18:41:30	Instrument ID:	CVOAMS5
Lims ID:	460-151079-A-11	Lab Sample ID:	460-151079-11
Client ID:	MW-503S		
Operator ID:		ALS Bottle#:	22 Worklist Smp#: 23
Purge Vol:	5.000 mL	Dil. Factor:	1.0000
Method:	8260W_5	Limit Group:	VOA - 8260C DKQP Water and Solid
Column:	Rtx-VMS (0.18 mm)	Detector	MS SCAN

82 Tetrachloroethene, CAS: 127-18-4

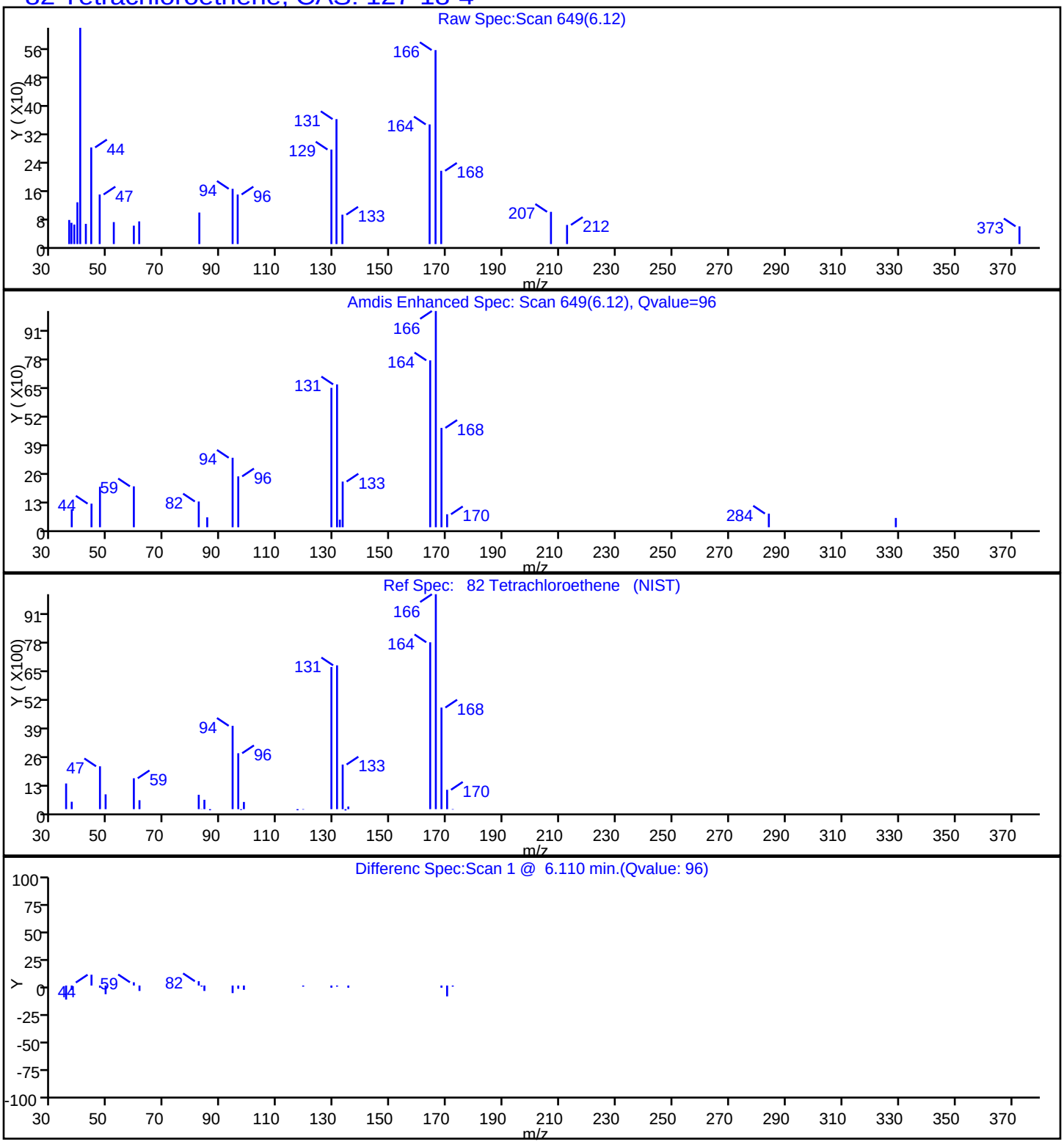

Report Date: 12-Mar-2018 13:25:51 Chrom Revision: 2.2 08-Feb-2018 13:38:42

TestAmerica Edison

Data File: \\ChromNA\Edison\ChromData\CVOAMS5\20180307-68451.b\E82042.D

Injection Date:	07-Mar-2018 18:41:30	Instrument ID:	CVOAMS5
Lims ID:	460-151079-A-11	Lab Sample ID:	460-151079-11
Client ID:	MW-503S		
Operator ID:		ALS Bottle#:	22 Worklist Smp#: 23
Purge Vol:	5.000 mL	Dil. Factor:	1.0000
Method:	8260W_5	Limit Group:	VOA - 8260C DKQP Water and Solid
Column:	Rtx-VMS (0.18 mm)	Detector	MS SCAN

65 Trichloroethene, CAS: 79-01-6

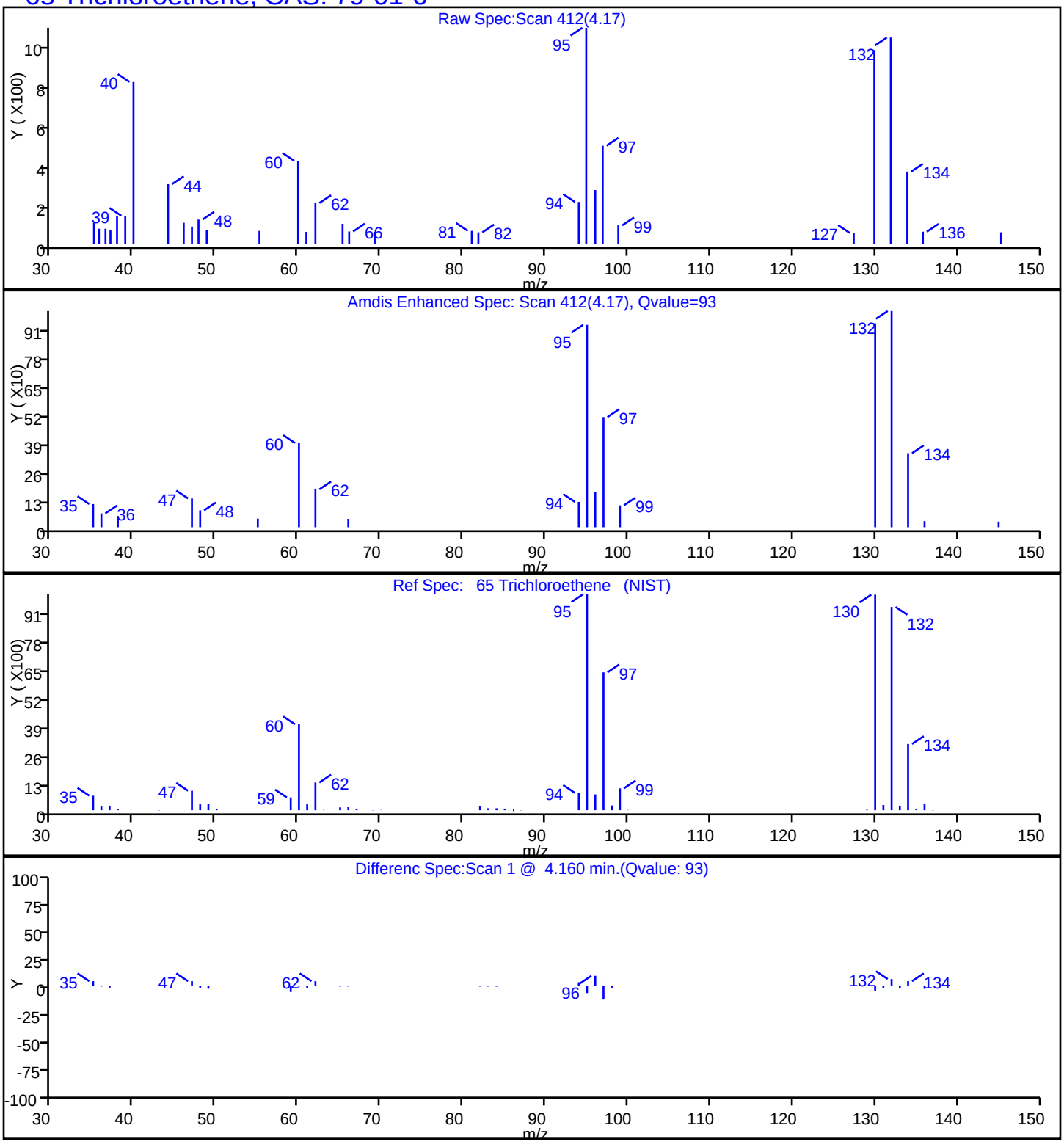

FORM I
GC/MS VOA ORGANICS ANALYSIS DATA SHEET

Lab Name: TestAmerica Edison | Job No.: 460-151079-1

SDG No.:

Client Sample ID: MW-503I | Lab Sample ID: 460-151079-12

Matrix: Water | Lab File ID: E82043.D

Analysis Method: 8260C | Date Collected: 02/27/2018 08:25

Sample wt/vol: 5(mL) | Date Analyzed: 03/07/2018 19:08

Soil Aliquot Vol: | Dilution Factor: 1

Soil Extract Vol.: | GC Column: Rtx-VMS ID: 0.18(mm)

% Moisture: | Level: (low/med) Low

Analysis Batch No.: 501928 | Units: ug/L

CAS NO.	COMPOUND NAME	RESULT	Q	RL	MDL
71-55-6	1,1,1-Trichloroethane	0.28	U	1.0	0.28
79-34-5	1,1,2,2-Tetrachloroethane	0.19	U	1.0	0.19
79-00-5	1,1,2-Trichloroethane	0.080	U	1.0	0.080
75-34-3	1,1-Dichloroethane	0.24	U	1.0	0.24
75-35-4	1,1-Dichloroethene	0.34	U	1.0	0.34
87-61-6	1,2,3-Trichlorobenzene	0.35	U	1.0	0.35
120-82-1	1,2,4-Trichlorobenzene	0.27	U	1.0	0.27
96-12-8	1,2-Dibromo-3-Chloropropane	0.23	U	1.0	0.23
106-93-4	1,2-Dibromoethane	0.19	U	1.0	0.19
95-50-1	1,2-Dichlorobenzene	0.22	U	1.0	0.22
107-06-2	1,2-Dichloroethane	0.25	U	1.0	0.25
78-87-5	1,2-Dichloropropane	0.18	U	1.0	0.18
541-73-1	1,3-Dichlorobenzene	0.33	U	1.0	0.33
106-46-7	1,4-Dichlorobenzene	0.33	U	1.0	0.33
123-91-1	1,4-Dioxane	8.7	U	50	8.7
78-93-3	2-Butanone	2.2	U	5.0	2.2
591-78-6	2-Hexanone	0.72	U	5.0	0.72
108-10-1	4-Methyl-2-pentanone	0.63	U	5.0	0.63
67-64-1	Acetone	4.3	J	5.0	1.1
71-43-2	Benzene	0.090	U	1.0	0.090
74-97-5	Bromochloromethane	0.30	U	1.0	0.30
75-27-4	Bromodichloromethane	0.15	U	1.0	0.15
75-25-2	Bromoform	0.18	U	1.0	0.18
74-83-9	Bromomethane	0.18	U	1.0	0.18
75-15-0	Carbon disulfide	0.22	U	1.0	0.22
56-23-5	Carbon tetrachloride	0.33	U	1.0	0.33
108-90-7	Chlorobenzene	0.24	U	1.0	0.24
75-00-3	Chloroethane	0.37	U	1.0	0.37
67-66-3	Chloroform	0.22	U	1.0	0.22
74-87-3	Chloromethane	0.22	U	1.0	0.22
156-59-2	cis-1,2-Dichloroethene	0.26	U	1.0	0.26
10061-01-5	cis-1,3-Dichloropropene	0.16	U	1.0	0.16
110-82-7	Cyclohexane	0.26	U	1.0	0.26
124-48-1	Dibromochloromethane	0.22	U	1.0	0.22
75-71-8	Dichlorodifluoromethane	0.14	U	1.0	0.14
100-41-4	Ethylbenzene	0.30	U	1.0	0.30

FORM I
GC/MS VOA ORGANICS ANALYSIS DATA SHEET

Lab Name: TestAmerica Edison | Job No.: 460-151079-1

SDG No.:

Client Sample ID: MW-503I | Lab Sample ID: 460-151079-12

Matrix: Water | Lab File ID: E82043.D

Analysis Method: 8260C | Date Collected: 02/27/2018 08:25

Sample wt/vol: 5(mL) | Date Analyzed: 03/07/2018 19:08

Soil Aliquot Vol: | Dilution Factor: 1

Soil Extract Vol.: | GC Column: Rtx-VMS ID: 0.18(mm)

% Moisture: | Level: (low/med) Low

Analysis Batch No.: 501928 | Units: ug/L

CAS NO.	COMPOUND NAME	RESULT	Q	RL	MDL
76-13-1	Freon TF	0.34	U	1.0	0.34
98-82-8	Isopropylbenzene	0.32	U	1.0	0.32
179601-23-1	m&p-Xylene	0.28	U	1.0	0.28
79-20-9	Methyl acetate	0.58	U	5.0	0.58
108-87-2	Methylcyclohexane	0.22	U	1.0	0.22
75-09-2	Methylene Chloride	0.72	J	1.0	0.21
1634-04-4	MTBE	0.13	U	1.0	0.13
95-47-6	o-Xylene	0.32	U	1.0	0.32
100-42-5	Styrene	0.17	U	1.0	0.17
127-18-4	Tetrachloroethene	0.12	U	1.0	0.12
108-88-3	Toluene	0.25	U	1.0	0.25
156-60-5	trans-1,2-Dichloroethene	0.18	U	1.0	0.18
10061-02-6	trans-1,3-Dichloropropene	0.19	U	1.0	0.19
79-01-6	Trichloroethene	0.41	J	1.0	0.22
75-69-4	Trichlorofluoromethane	0.15	U	1.0	0.15
75-01-4	Vinyl chloride	0.060	U	1.0	0.060

CAS NO.	SURROGATE	%REC	Q	LIMITS
17060-07-0	1,2-Dichloroethane-d4 (Surr)	108		70-130
460-00-4	Bromofluorobenzene	87		70-130
1868-53-7	Dibromofluoromethane (Surr)	102		70-130
2037-26-5	Toluene-d8 (Surr)	103		70-130

FORM I
GC/MS VOA ORGANICS ANALYSIS DATA SHEET
TENTATIVELY IDENTIFIED COMPOUNDS

Lab Name: TestAmerica Edison | Job No.: 460-151079-1

SDG No.:

Client Sample ID: MW-503I | Lab Sample ID: 460-151079-12

Matrix: Water | Lab File ID: E82043.D

Analysis Method: 8260C | Date Collected: 02/27/2018 08:25

Sample wt/vol: 5(mL) | Date Analyzed: 03/07/2018 19:08

Soil Aliquot Vol: | Dilution Factor: 1

Soil Extract Vol.: | GC Column: Rtx-VMS ID: 0.18(mm)

% Moisture: | Level: (low/med) Low

Analysis Batch No.: 501928 | Units: ug/L

Number TICs Found: 0 | TIC Result Total: 0

CAS NO.	COMPOUND NAME	RT	RESULT	Q	MATCH QUALITY
	Tentatively Identified Compound		None		

TestAmerica Edison
Target Compound Quantitation Report

Data File: \\ChromNA\Edison\ChromData\CVOAMS5\20180307-68451.b\E82043.D
Lims ID: 460-151079-A-12
Client ID: MW-503I
Sample Type: Client
Inject. Date: 07-Mar-2018 19:08:30 ALS Bottle#: 23 Worklist Smp#: 24
Purge Vol: 5.000 mL Dil. Factor: 1.0000
Sample Info: 460-151079-A-12
Misc. Info.: 460-0068451-024
Operator ID: Instrument ID: CVOAMS5

Method: \\ChromNA\Edison\ChromData\CVOAMS5\20180307-68451.b\8260W_5.m
Limit Group: VOA - 8260C DKQP Water and Solid
Last Update: 12-Mar-2018 13:22:53 Calib Date: 06-Mar-2018 08:33:30
Integrator: RTE ID Type: Deconvolution ID
Quant Method: Internal Standard Quant By: Initial Calibration
Last ICal File: \\ChromNA\Edison\ChromData\CVOAMS5\20180306-68384.b\E81978.D

Column 1 : Rtx-VMS (0.18 mm) Det: MS SCAN
Process Host: XAWRK011

First Level Reviewer: tupayachia Date: 08-Mar-2018 09:10:38

Compound	Sig	RT (min.)	Exp RT (min.)	Dlt RT (min.)	Q	Response	OnCol Amt ug/l	Flags
23 Methylene Chloride	84	2.077	2.077	0.000	87	4356	0.7154	
24 Acetone	58	2.101	2.109	-0.008	55	596	4.33	
* 29 TBA-d9 (IS)	65	2.266	2.274	-0.008	90	67939	1000.0	
$ 47 Dibromofluoromethane (Surr	113	3.327	3.327	0.000	96	109755	50.9	
* 49 2-Butanone-d5	46	3.402	3.402	0.000	99	115327	250.0	
$ 57 1,2-Dichloroethane-d4 (Sur	65	3.764	3.764	0.000	97	114130	53.8	
* 61 Fluorobenzene	96	4.011	4.011	0.000	99	408032	50.0	
65 Trichloroethene	95	4.159	4.159	0.000	93	1091	0.4074	
* 72 1,4-Dioxane-d8	96	4.932	4.941	-0.008	96	10434	1000.0	
$ 78 Toluene-d8 (Surr)	98	5.615	5.615	0.000	99	431301	51.4	
* 92 Chlorobenzene-d5	117	7.541	7.541	0.000	85	346029	50.0	
$ 103 4-Bromofluorobenzene	174	9.343	9.335	0.008	92	107415	43.4	
* 119 1,4-Dichlorobenzene-d4	152	11.121	11.121	0.000	94	174709	50.0	

Reagents:

8260SURR250_00169 Amount Added: 1.00 Units: uL Run Reagent
8260ISNEW_00119 Amount Added: 1.00 Units: uL Run Reagent

Report Date: 12-Mar-2018 13:25:52 Chrom Revision: 2.2 08-Feb-2018 13:38:42

TestAmerica Edison

Data File: \\ChromNA\Edison\ChromData\CVOAMS5\20180307-68451.b\E82043.D

Injection Date:	07-Mar-2018 19:08:30	Instrument ID:	CVOAMS5	Operator ID:	
Lims ID:	460-151079-A-12	Lab Sample ID:	460-151079-12	Worklist Smp#:	24
Client ID:	MW-503I				
Purge Vol:	5.000 mL	Dil. Factor:	1.0000	ALS Bottle#:	23
Method:	8260W_5	Limit Group:	VOA - 8260C DKQP Water and Solid		

Column: Rtx-VMS (0.18 mm)

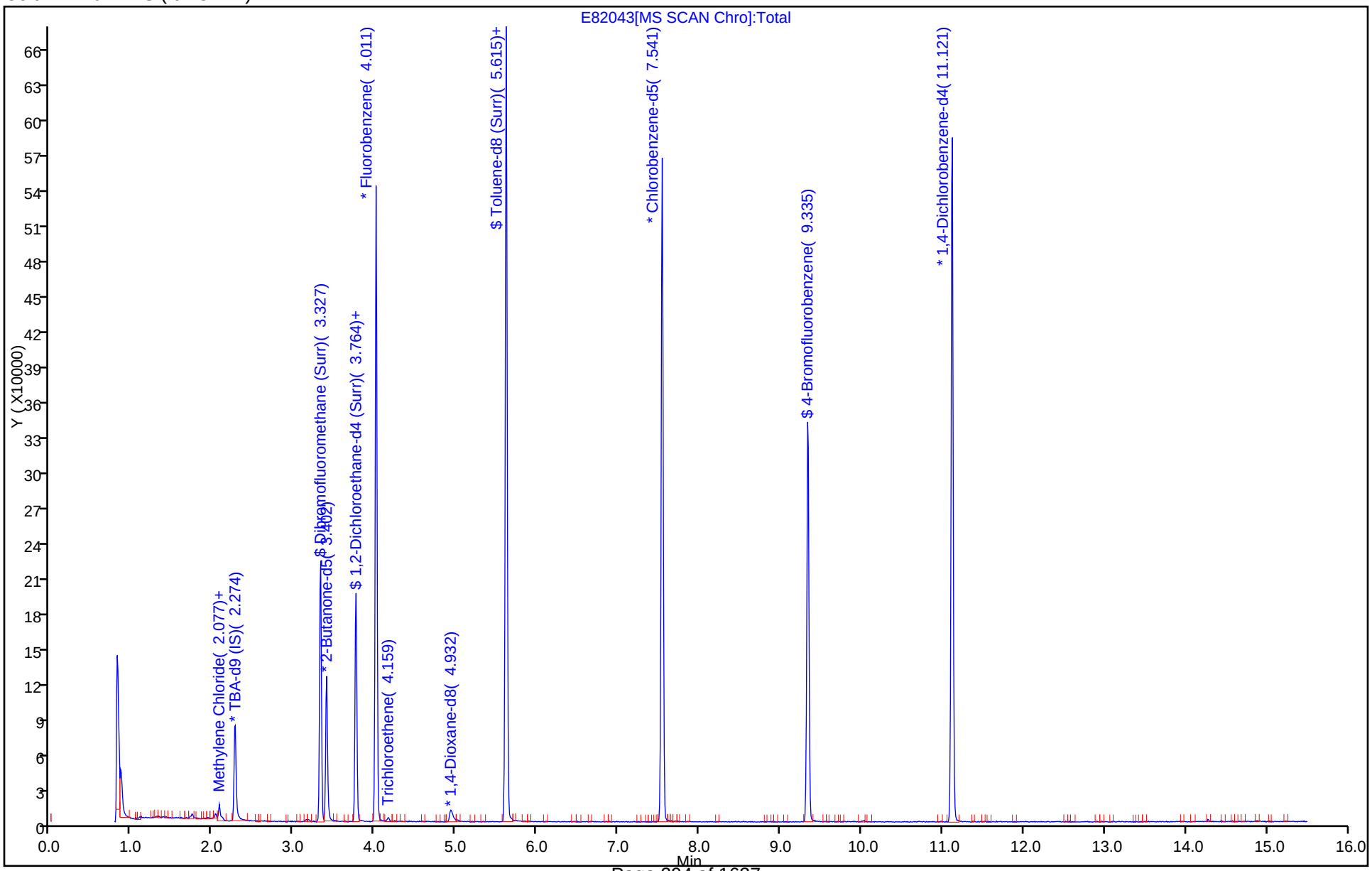

Report Date: 12-Mar-2018 13:25:52 Chrom Revision: 2.2 08-Feb-2018 13:38:42

TestAmerica Edison

Data File: \\ChromNA\Edison\ChromData\CVOAMS5\20180307-68451.b\E82043.D

Injection Date:	07-Mar-2018 19:08:30	Instrument ID:	CVOAMS5
Lims ID:	460-151079-A-12	Lab Sample ID:	460-151079-12
Client ID:	MW-503I		
Operator ID:		ALS Bottle#:	23 Worklist Smp#: 24
Purge Vol:	5.000 mL	Dil. Factor:	1.0000
Method:	8260W_5	Limit Group:	VOA - 8260C DKQP Water and Solid
Column:	Rtx-VMS (0.18 mm)	Detector	MS SCAN

24 Acetone, CAS: 67-64-1

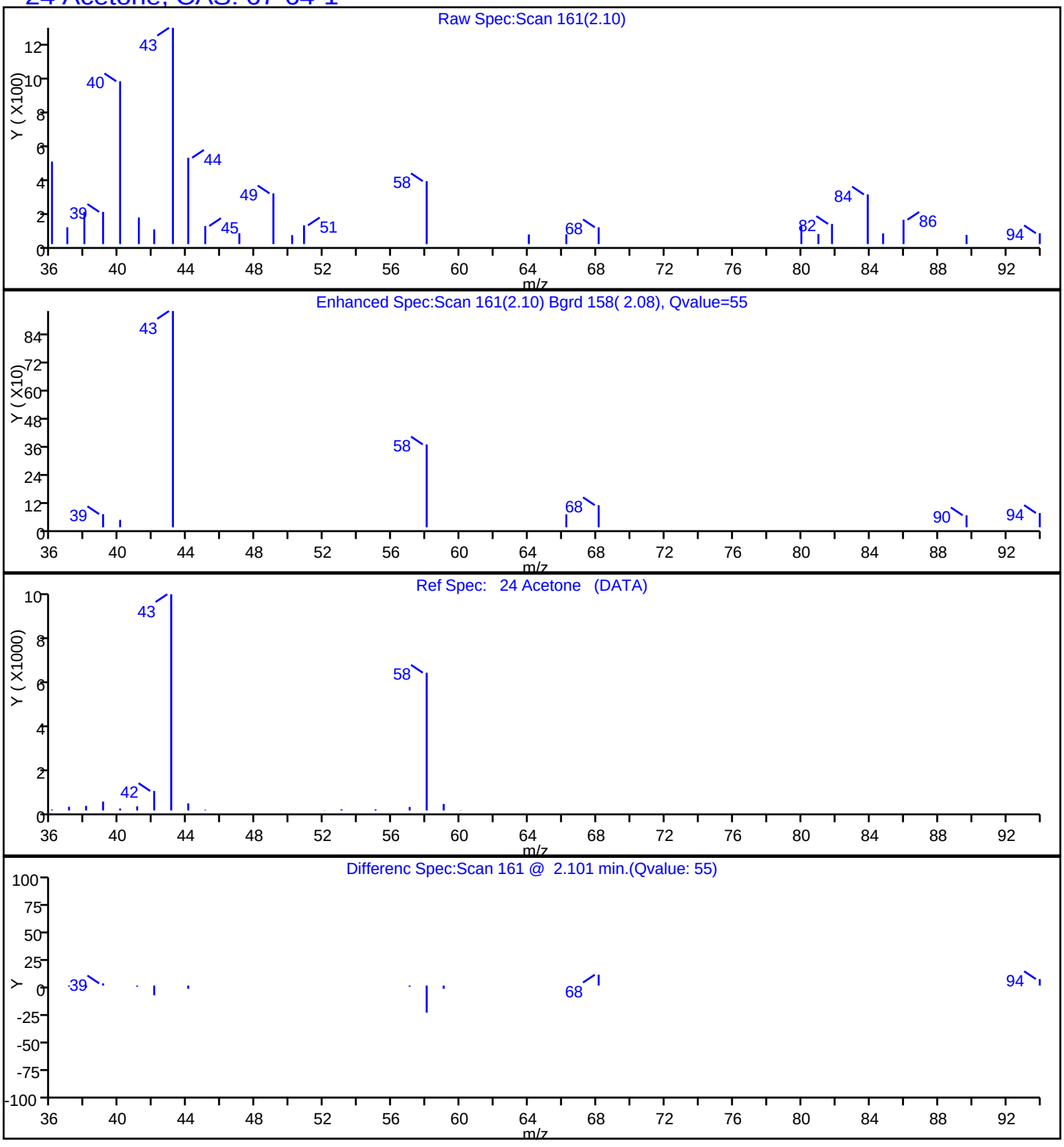

Report Date: 12-Mar-2018 13:25:52 Chrom Revision: 2.2 08-Feb-2018 13:38:42

TestAmerica Edison

Data File: \\ChromNA\Edison\ChromData\CVOAMS5\20180307-68451.b\E82043.D

Injection Date:	07-Mar-2018 19:08:30	Instrument ID:	CVOAMS5
Lims ID:	460-151079-A-12	Lab Sample ID:	460-151079-12
Client ID:	MW-503I		
Operator ID:		ALS Bottle#:	23 Worklist Smp#: 24
Purge Vol:	5.000 mL	Dil. Factor:	1.0000
Method:	8260W_5	Limit Group:	VOA - 8260C DKQP Water and Solid
Column:	Rtx-VMS (0.18 mm)	Detector	MS SCAN

23 Methylene Chloride, CAS: 75-09-2

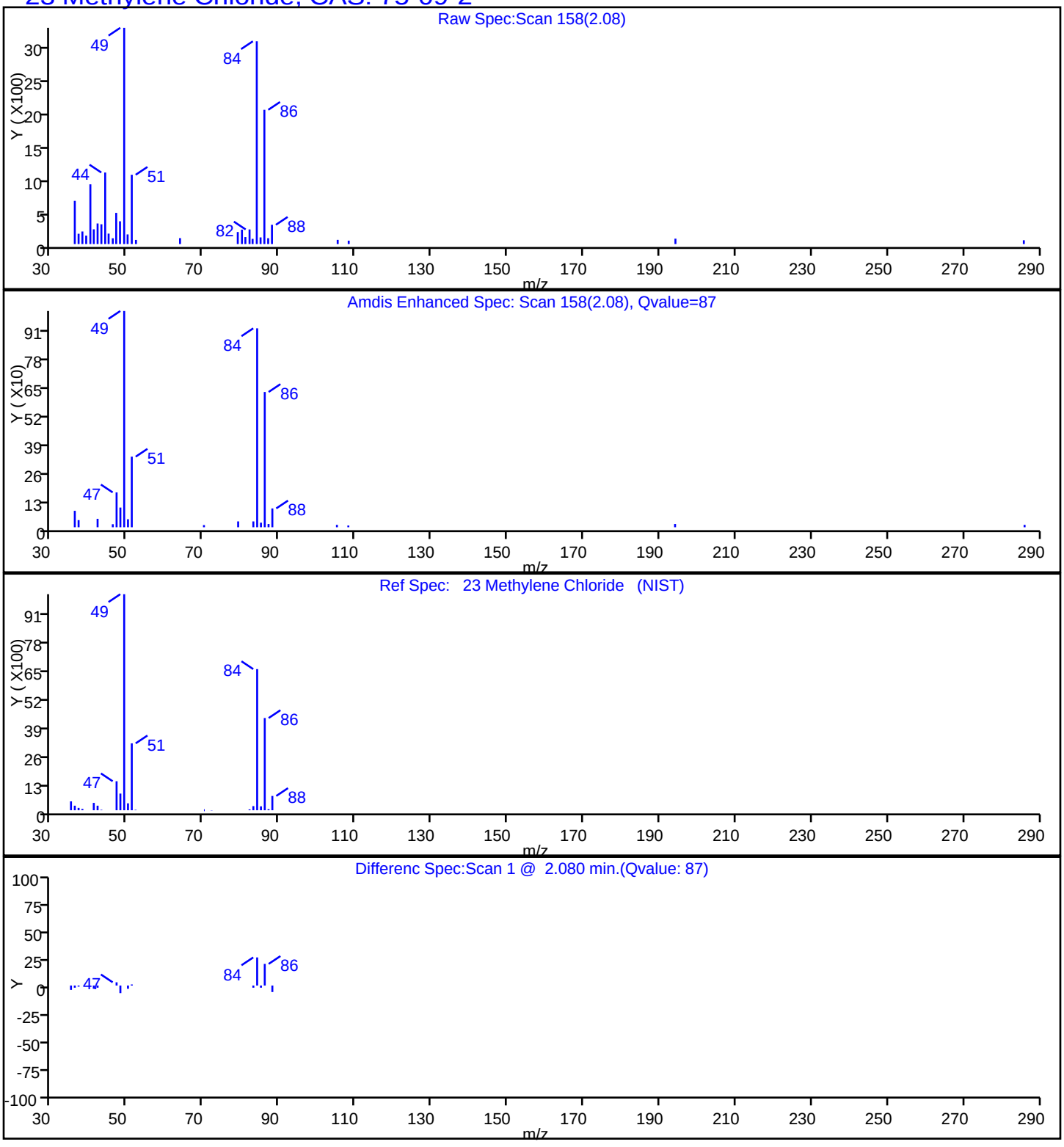

Report Date: 12-Mar-2018 13:25:52 Chrom Revision: 2.2 08-Feb-2018 13:38:42

TestAmerica Edison

Data File: \\ChromNA\Edison\ChromData\CVOAMS5\20180307-68451.b\E82043.D

Injection Date:	07-Mar-2018 19:08:30	Instrument ID:	CVOAMS5
Lims ID:	460-151079-A-12	Lab Sample ID:	460-151079-12
Client ID:	MW-503I		
Operator ID:		ALS Bottle#:	23 Worklist Smp#: 24
Purge Vol:	5.000 mL	Dil. Factor:	1.0000
Method:	8260W_5	Limit Group:	VOA - 8260C DKQP Water and Solid
Column:	Rtx-VMS (0.18 mm)	Detector	MS SCAN

65 Trichloroethene, CAS: 79-01-6

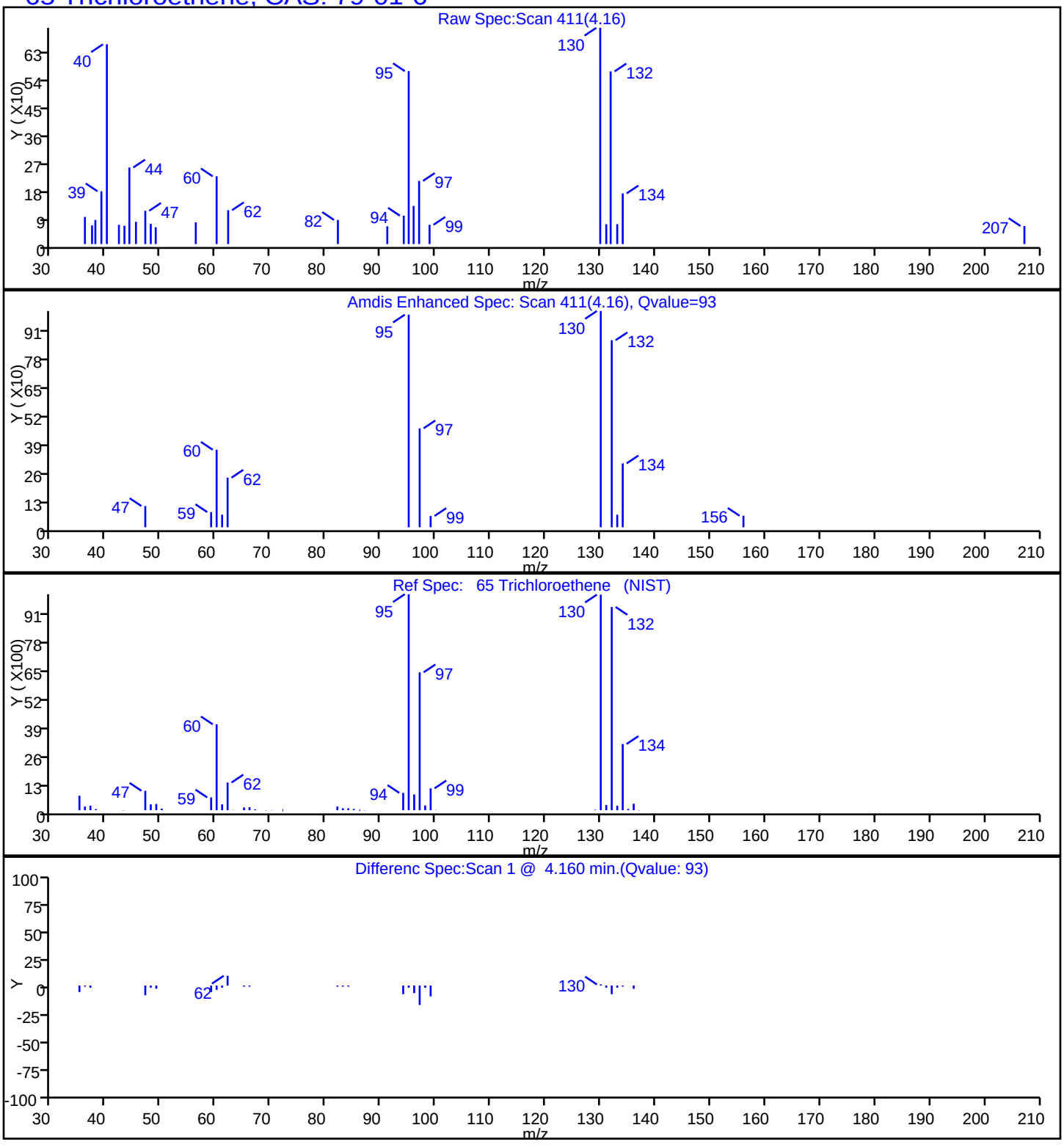

User Disabled Compound Report

TestAmerica Edison

Data File:	\\ChromNA\Edison\ChromData\CVOAMS5\20180307-68451.b\E82043.D		
Injection Date:	07-Mar-2018 19:08:30	Instrument ID:	CVOAMS5
Lims ID:	460-151079-A-12	Lab Sample ID:	460-151079-12
Client ID:	MW-503I		
Operator ID:		ALS Bottle#:	23 Worklist Smp#: 24
Purge Vol:	5.000 mL	Dil. Factor:	1.0000
Method:	8260W_5	Limit Group:	VOA - 8260C DKQP Water and Solid
Column:	Rtx-VMS (0.18 mm)	Detector	MS SCAN

2 Dichlorodifluoromethane, CAS: 75-71-8

Processing Results

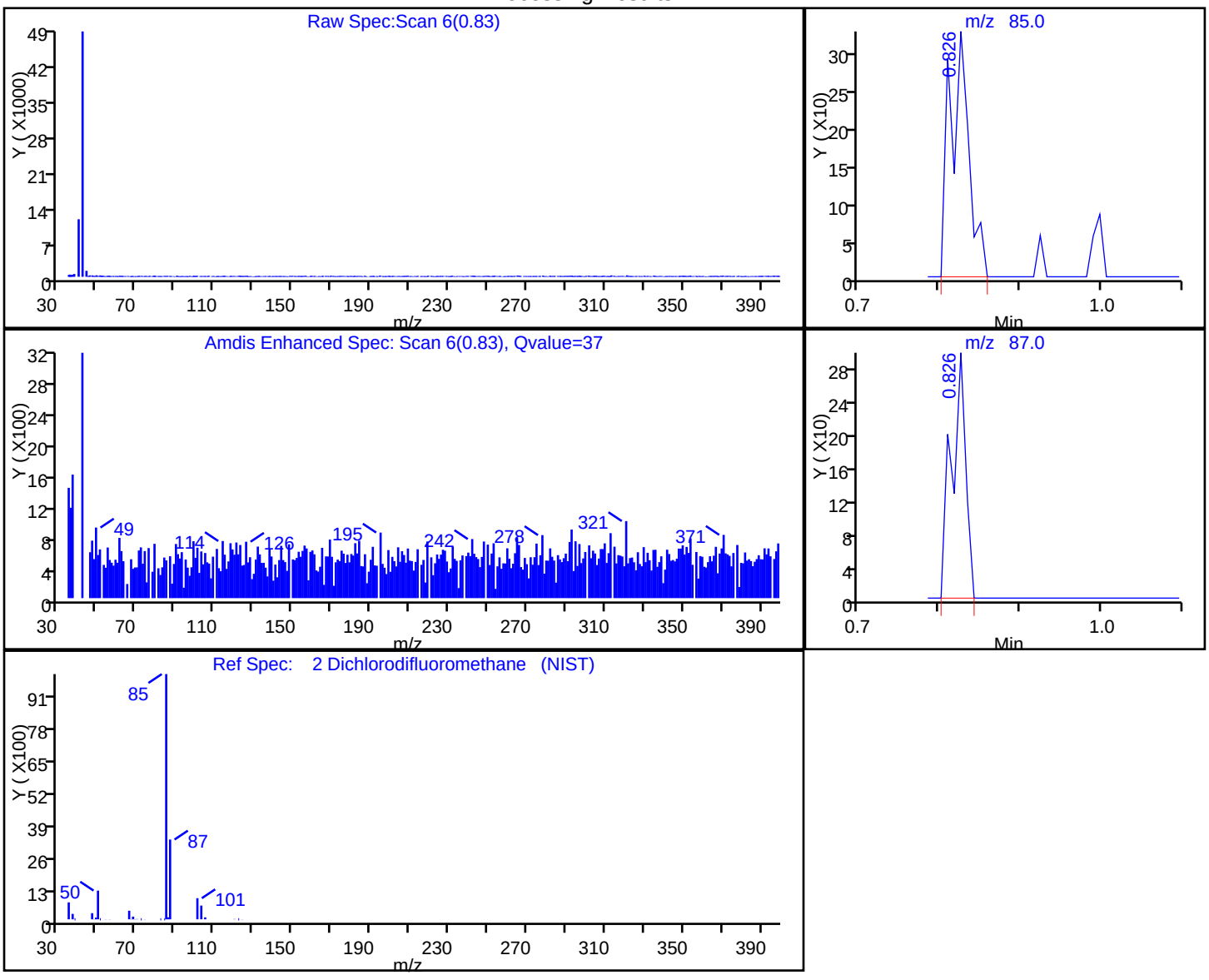

RT	Mass	Response	Amount
0.83	85.00	534	0.157609
0.83	87.00	366	

Reviewer: baronm, 12-Mar-2018 13:22:53

Audit Action: Marked Compound Undetected Audit Reason: Invalid Compound ID

FORM I
GC/MS VOA ORGANICS ANALYSIS DATA SHEET

Lab Name: TestAmerica Edison | Job No.: 460-151079-1

SDG No.:

Client Sample ID: MW-505S | Lab Sample ID: 460-151079-13

Matrix: Water | Lab File ID: E82044.D

Analysis Method: 8260C | Date Collected: 02/27/2018 14:25

Sample wt/vol: 5(mL) | Date Analyzed: 03/07/2018 19:34

Soil Aliquot Vol: | Dilution Factor: 1

Soil Extract Vol.: | GC Column: Rtx-VMS ID: 0.18(mm)

% Moisture: | Level: (low/med) Low

Analysis Batch No.: 501928 | Units: ug/L

CAS NO.	COMPOUND NAME	RESULT	Q	RL	MDL
71-55-6	1,1,1-Trichloroethane	0.28	U	1.0	0.28
79-34-5	1,1,2,2-Tetrachloroethane	0.19	U	1.0	0.19
79-00-5	1,1,2-Trichloroethane	0.080	U	1.0	0.080
75-34-3	1,1-Dichloroethane	0.24	U	1.0	0.24
75-35-4	1,1-Dichloroethene	0.34	U	1.0	0.34
87-61-6	1,2,3-Trichlorobenzene	0.35	U	1.0	0.35
120-82-1	1,2,4-Trichlorobenzene	0.27	U	1.0	0.27
96-12-8	1,2-Dibromo-3-Chloropropane	0.23	U	1.0	0.23
106-93-4	1,2-Dibromoethane	0.19	U	1.0	0.19
95-50-1	1,2-Dichlorobenzene	0.22	U	1.0	0.22
107-06-2	1,2-Dichloroethane	0.25	U	1.0	0.25
78-87-5	1,2-Dichloropropane	0.18	U	1.0	0.18
541-73-1	1,3-Dichlorobenzene	0.33	U	1.0	0.33
106-46-7	1,4-Dichlorobenzene	0.33	U	1.0	0.33
123-91-1	1,4-Dioxane	8.7	U	50	8.7
78-93-3	2-Butanone	2.2	U	5.0	2.2
591-78-6	2-Hexanone	0.72	U	5.0	0.72
108-10-1	4-Methyl-2-pentanone	0.63	U	5.0	0.63
67-64-1	Acetone	4.2	J	5.0	1.1
71-43-2	Benzene	0.090	U	1.0	0.090
74-97-5	Bromochloromethane	0.30	U	1.0	0.30
75-27-4	Bromodichloromethane	0.15	U	1.0	0.15
75-25-2	Bromoform	0.18	U	1.0	0.18
74-83-9	Bromomethane	0.18	U	1.0	0.18
75-15-0	Carbon disulfide	0.22	U	1.0	0.22
56-23-5	Carbon tetrachloride	0.33	U	1.0	0.33
108-90-7	Chlorobenzene	0.24	U	1.0	0.24
75-00-3	Chloroethane	0.37	U	1.0	0.37
67-66-3	Chloroform	1.2		1.0	0.22
74-87-3	Chloromethane	0.22	U	1.0	0.22
156-59-2	cis-1,2-Dichloroethene	0.26	U	1.0	0.26
10061-01-5	cis-1,3-Dichloropropene	0.16	U	1.0	0.16
110-82-7	Cyclohexane	0.26	U	1.0	0.26
124-48-1	Dibromochloromethane	0.22	U	1.0	0.22
75-71-8	Dichlorodifluoromethane	0.14	U	1.0	0.14
100-41-4	Ethylbenzene	0.30	U	1.0	0.30

FORM I
GC/MS VOA ORGANICS ANALYSIS DATA SHEET

Lab Name: TestAmerica Edison | Job No.: 460-151079-1

SDG No.:

Client Sample ID: MW-505S | Lab Sample ID: 460-151079-13

Matrix: Water | Lab File ID: E82044.D

Analysis Method: 8260C | Date Collected: 02/27/2018 14:25

Sample wt/vol: 5(mL) | Date Analyzed: 03/07/2018 19:34

Soil Aliquot Vol: | Dilution Factor: 1

Soil Extract Vol.: | GC Column: Rtx-VMS ID: 0.18(mm)

% Moisture: | Level: (low/med) Low

Analysis Batch No.: 501928 | Units: ug/L

CAS NO.	COMPOUND NAME	RESULT	Q	RL	MDL
76-13-1	Freon TF	0.34	U	1.0	0.34
98-82-8	Isopropylbenzene	0.32	U	1.0	0.32
179601-23-1	m&p-Xylene	0.28	U	1.0	0.28
79-20-9	Methyl acetate	0.58	U	5.0	0.58
108-87-2	Methylcyclohexane	0.22	U	1.0	0.22
75-09-2	Methylene Chloride	0.58	J	1.0	0.21
1634-04-4	MTBE	0.13	U	1.0	0.13
95-47-6	o-Xylene	0.32	U	1.0	0.32
100-42-5	Styrene	0.17	U	1.0	0.17
127-18-4	Tetrachloroethene	0.12	U	1.0	0.12
108-88-3	Toluene	0.25	U	1.0	0.25
156-60-5	trans-1,2-Dichloroethene	0.18	U	1.0	0.18
10061-02-6	trans-1,3-Dichloropropene	0.19	U	1.0	0.19
79-01-6	Trichloroethene	0.22	U	1.0	0.22
75-69-4	Trichlorofluoromethane	0.15	U	1.0	0.15
75-01-4	Vinyl chloride	0.060	U	1.0	0.060

CAS NO.	SURROGATE	%REC	Q	LIMITS
17060-07-0	1,2-Dichloroethane-d4 (Surr)	106		70-130
460-00-4	Bromofluorobenzene	89		70-130
1868-53-7	Dibromofluoromethane (Surr)	101		70-130
2037-26-5	Toluene-d8 (Surr)	103		70-130

FORM I
GC/MS VOA ORGANICS ANALYSIS DATA SHEET
TENTATIVELY IDENTIFIED COMPOUNDS

Lab Name: TestAmerica Edison | Job No.: 460-151079-1

SDG No.:

Client Sample ID: MW-505S | Lab Sample ID: 460-151079-13

Matrix: Water | Lab File ID: E82044.D

Analysis Method: 8260C | Date Collected: 02/27/2018 14:25

Sample wt/vol: 5(mL) | Date Analyzed: 03/07/2018 19:34

Soil Aliquot Vol: | Dilution Factor: 1

Soil Extract Vol.: | GC Column: Rtx-VMS ID: 0.18(mm)

% Moisture: | Level: (low/med) Low

Analysis Batch No.: 501928 | Units: ug/L

Number TICs Found: 0 | TIC Result Total: 0

CAS NO.	COMPOUND NAME	RT	RESULT	Q	MATCH QUALITY
	Tentatively Identified Compound		None		

TestAmerica Edison
Target Compound Quantitation Report

Data File: \\ChromNA\Edison\ChromData\CVOAMS5\20180307-68451.b\E82044.D
Lims ID: 460-151079-A-13
Client ID: MW-505S
Sample Type: Client
Inject. Date: 07-Mar-2018 19:34:30 ALS Bottle#: 24 Worklist Smp#: 25
Purge Vol: 5.000 mL Dil. Factor: 1.0000
Sample Info: 460-151079-A-13
Misc. Info.: 460-0068451-025
Operator ID: Instrument ID: CVOAMS5

Method: \\ChromNA\Edison\ChromData\CVOAMS5\20180307-68451.b\8260W_5.m
Limit Group: VOA - 8260C DKQP Water and Solid
Last Update: 12-Mar-2018 13:22:53 Calib Date: 06-Mar-2018 08:33:30
Integrator: RTE ID Type: Deconvolution ID
Quant Method: Internal Standard Quant By: Initial Calibration
Last ICal File: \\ChromNA\Edison\ChromData\CVOAMS5\20180306-68384.b\E81978.D

Column 1 : Rtx-VMS (0.18 mm) Det: MS SCAN
Process Host: XAWRK011

First Level Reviewer: tupayachia Date: 08-Mar-2018 09:11:02

Compound	Sig	RT (min.)	Exp RT (min.)	Dlt RT (min.)	Q	Response	OnCol Amt ug/l	Flags
23 Methylene Chloride	84	2.077	2.077	-0.001	87	3931	0.5805	
24 Acetone	58	2.109	2.109	0.000	83	573	4.16	
* 29 TBA-d9 (IS)	65	2.274	2.274	0.000	91	67929	1000.0	
42 Chloroform	83	3.179	3.179	0.000	98	4816	1.19	
$ 47 Dibromofluoromethane (Surr	113	3.327	3.327	0.000	96	109683	50.7	
* 49 2-Butanone-d5	46	3.401	3.402	-0.001	99	115416	250.0	
$ 57 1,2-Dichloroethane-d4 (Sur	65	3.764	3.764	0.000	97	112304	52.8	
* 61 Fluorobenzene	96	4.010	4.011	-0.001	99	408988	50.0	
* 72 1,4-Dioxane-d8	96	4.932	4.941	-0.008	97	9786	1000.0	
$ 78 Toluene-d8 (Surr)	98	5.615	5.615	0.000	99	429156	51.5	
* 92 Chlorobenzene-d5	117	7.541	7.541	0.000	85	343611	50.0	
$ 103 4-Bromofluorobenzene	174	9.335	9.335	0.000	91	108996	44.4	
* 119 1,4-Dichlorobenzene-d4	152	11.121	11.121	0.000	94	174905	50.0	

Reagents:

8260SURR250_00169 Amount Added: 1.00 Units: uL Run Reagent
8260ISNEW_00119 Amount Added: 1.00 Units: uL Run Reagent

Report Date: 12-Mar-2018 13:25:53 Chrom Revision: 2.2 08-Feb-2018 13:38:42

TestAmerica Edison

Data File: \\ChromNA\Edison\ChromData\CVOAMS5\20180307-68451.b\E82044.D

Injection Date:	07-Mar-2018 19:34:30	Instrument ID:	CVOAMS5	Operator ID:	
Lims ID:	460-151079-A-13	Lab Sample ID:	460-151079-13	Worklist Smp#:	25
Client ID:	MW-505S				
Purge Vol:	5.000 mL	Dil. Factor:	1.0000	ALS Bottle#:	24
Method:	8260W_5	Limit Group:	VOA - 8260C DKQP Water and Solid		

Column: Rtx-VMS (0.18 mm)

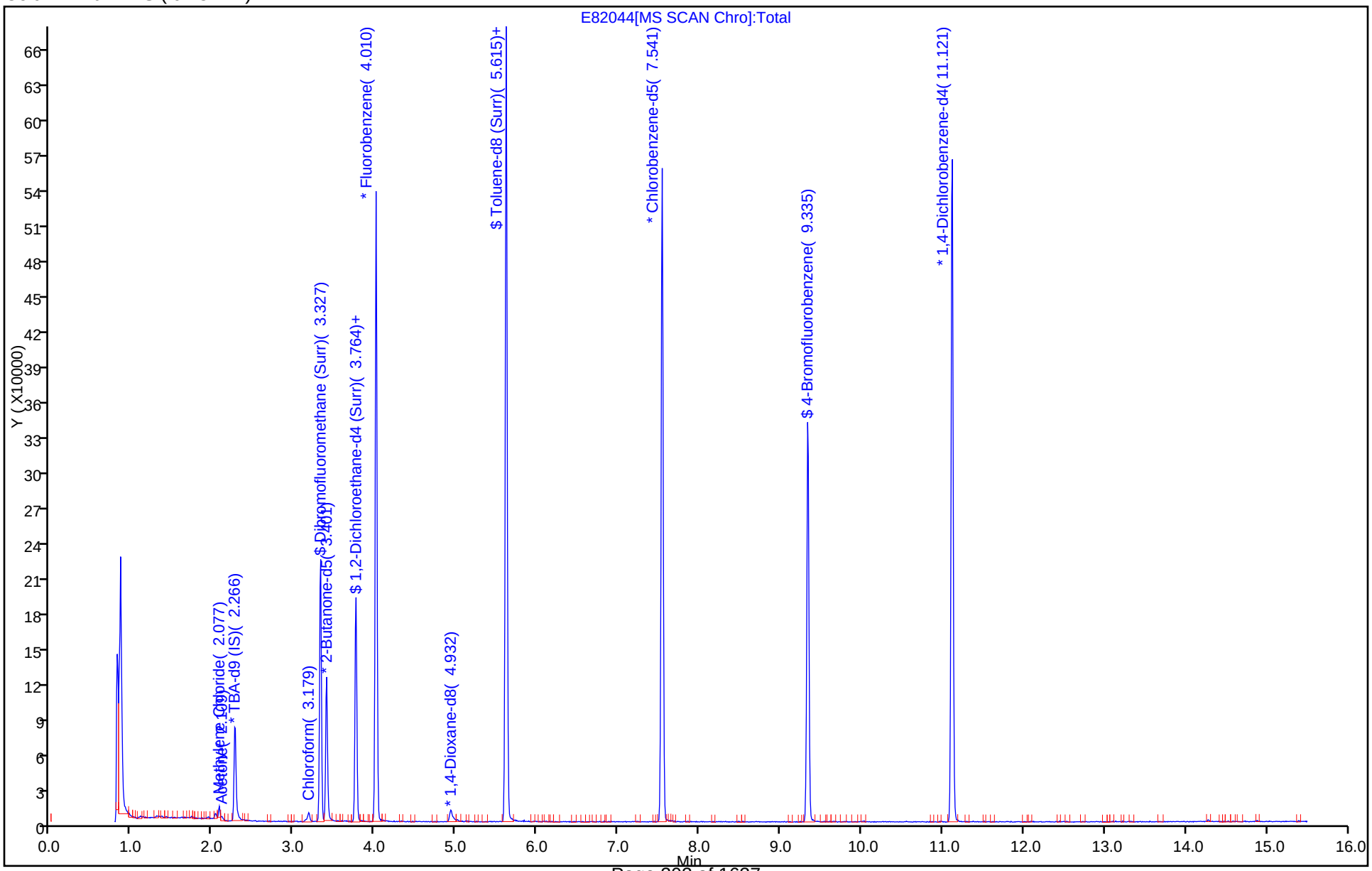

Report Date: 12-Mar-2018 13:25:53 Chrom Revision: 2.2 08-Feb-2018 13:38:42

TestAmerica Edison

Data File: \\ChromNA\Edison\ChromData\CVOAMS5\20180307-68451.b\E82044.D

Injection Date:	07-Mar-2018 19:34:30	Instrument ID:	CVOAMS5		
Lims ID:	460-151079-A-13	Lab Sample ID:	460-151079-13		
Client ID:	MW-505S				
Operator ID:		ALS Bottle#:	24	Worklist Smp#:	25
Purge Vol:	5.000 mL	Dil. Factor:	1.0000		
Method:	8260W_5	Limit Group:	VOA - 8260C DKQP Water and Solid		
Column:	Rtx-VMS (0.18 mm)	Detector	MS SCAN		

24 Acetone, CAS: 67-64-1

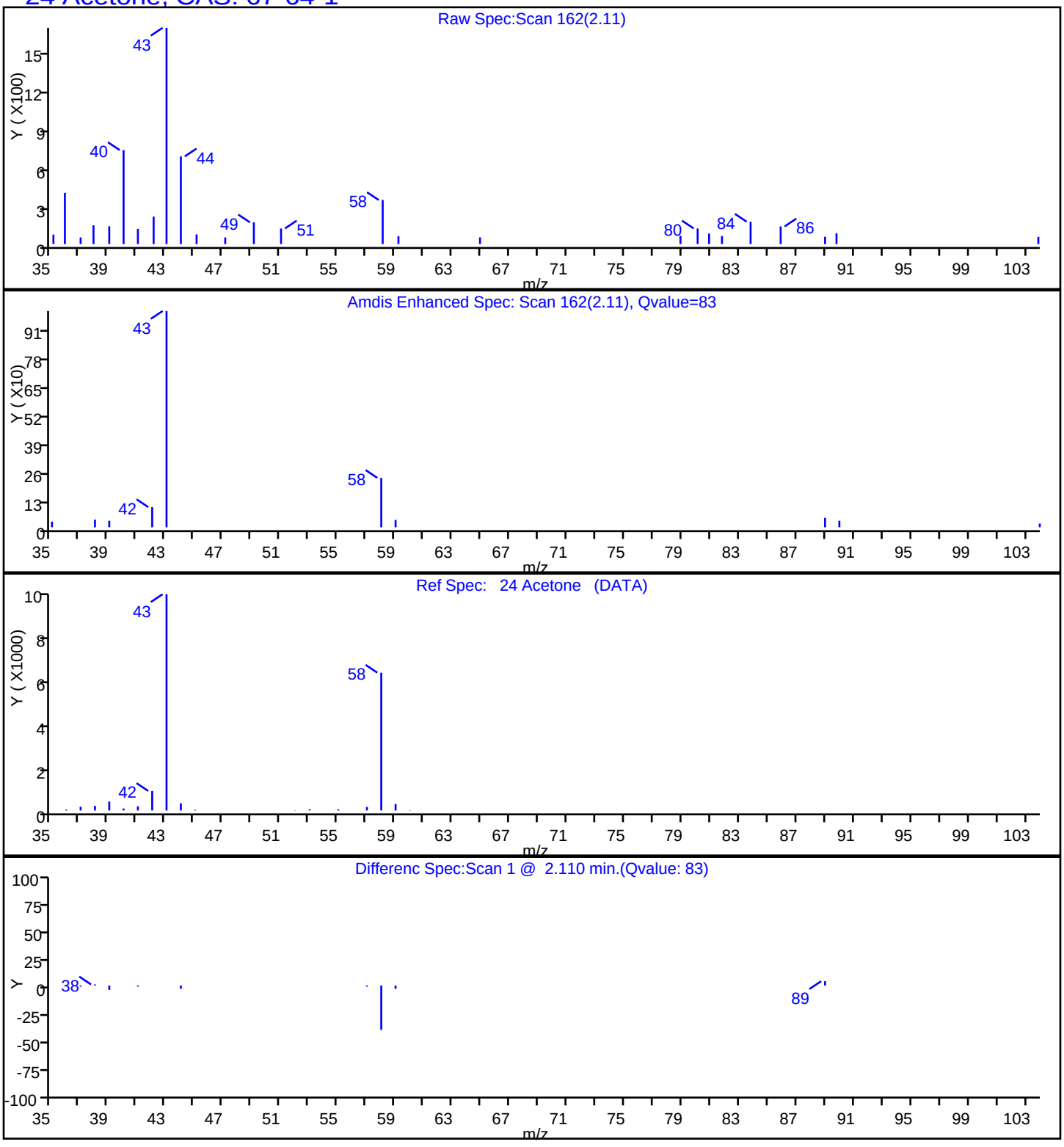

Report Date: 12-Mar-2018 13:25:53 Chrom Revision: 2.2 08-Feb-2018 13:38:42

TestAmerica Edison

Data File: \\ChromNA\Edison\ChromData\CVOAMS5\20180307-68451.b\E82044.D

Injection Date:	07-Mar-2018 19:34:30	Instrument ID:	CVOAMS5
Lims ID:	460-151079-A-13	Lab Sample ID:	460-151079-13
Client ID:	MW-505S		
Operator ID:		ALS Bottle#:	24 Worklist Smp#: 25
Purge Vol:	5.000 mL	Dil. Factor:	1.0000
Method:	8260W_5	Limit Group:	VOA - 8260C DKQP Water and Solid
Column:	Rtx-VMS (0.18 mm)	Detector	MS SCAN

42 Chloroform, CAS: 67-66-3

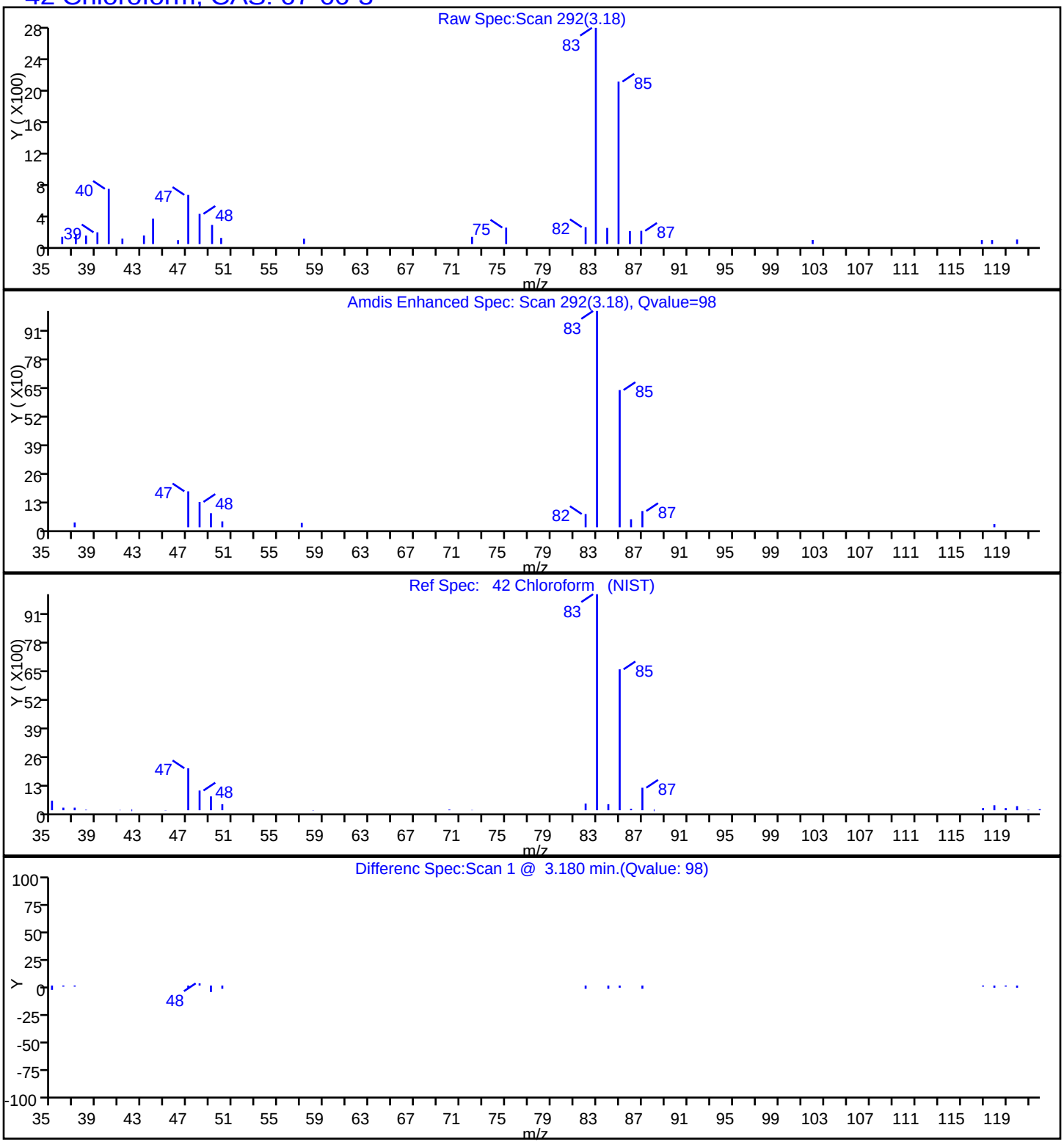

Report Date: 12-Mar-2018 13:25:53 Chrom Revision: 2.2 08-Feb-2018 13:38:42

TestAmerica Edison

Data File: \\ChromNA\Edison\ChromData\CVOAMS5\20180307-68451.b\E82044.D

Injection Date:	07-Mar-2018 19:34:30	Instrument ID:	CVOAMS5		
Lims ID:	460-151079-A-13	Lab Sample ID:	460-151079-13		
Client ID:	MW-505S				
Operator ID:		ALS Bottle#:	24	Worklist Smp#:	25
Purge Vol:	5.000 mL	Dil. Factor:	1.0000		
Method:	8260W_5	Limit Group:	VOA - 8260C DKQP Water and Solid		
Column:	Rtx-VMS (0.18 mm)	Detector	MS SCAN		

23 Methylene Chloride, CAS: 75-09-2

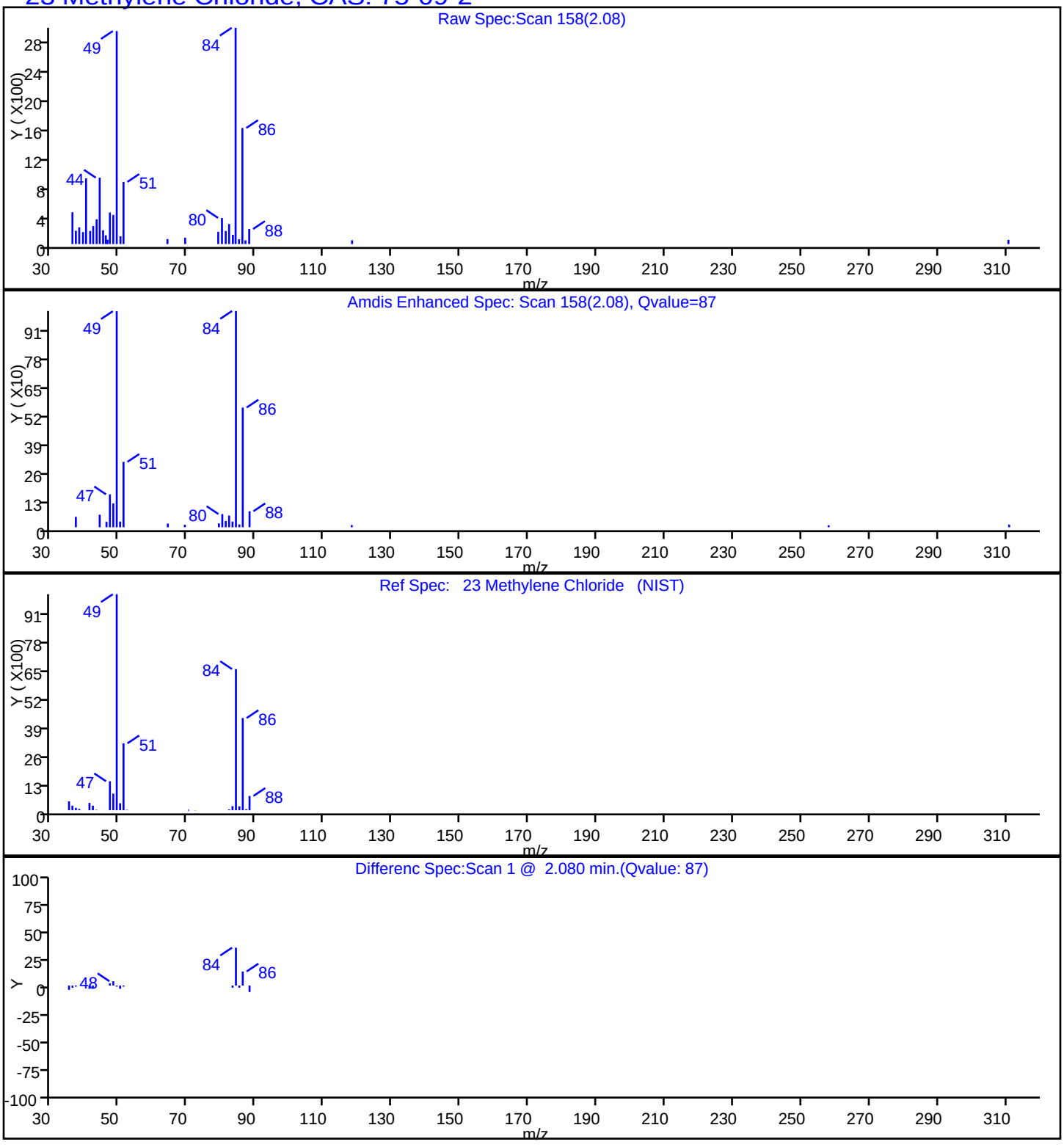

FORM I
GC/MS VOA ORGANICS ANALYSIS DATA SHEET

Lab Name: TestAmerica Edison | Job No.: 460-151079-1

SDG No.:

Client Sample ID: MW-505I | Lab Sample ID: 460-151079-14

Matrix: Water | Lab File ID: E82045.D

Analysis Method: 8260C | Date Collected: 02/27/2018 14:30

Sample wt/vol: 5(mL) | Date Analyzed: 03/07/2018 20:01

Soil Aliquot Vol: | Dilution Factor: 1

Soil Extract Vol.: | GC Column: Rtx-VMS ID: 0.18(mm)

% Moisture: | Level: (low/med) Low

Analysis Batch No.: 501928 | Units: ug/L

CAS NO.	COMPOUND NAME	RESULT	Q	RL	MDL
71-55-6	1,1,1-Trichloroethane	0.28	U	1.0	0.28
79-34-5	1,1,2,2-Tetrachloroethane	0.19	U	1.0	0.19
79-00-5	1,1,2-Trichloroethane	0.080	U	1.0	0.080
75-34-3	1,1-Dichloroethane	0.24	U	1.0	0.24
75-35-4	1,1-Dichloroethene	0.34	U	1.0	0.34
87-61-6	1,2,3-Trichlorobenzene	0.35	U	1.0	0.35
120-82-1	1,2,4-Trichlorobenzene	0.27	U	1.0	0.27
96-12-8	1,2-Dibromo-3-Chloropropane	0.23	U	1.0	0.23
106-93-4	1,2-Dibromoethane	0.19	U	1.0	0.19
95-50-1	1,2-Dichlorobenzene	0.22	U	1.0	0.22
107-06-2	1,2-Dichloroethane	0.25	U	1.0	0.25
78-87-5	1,2-Dichloropropane	0.18	U	1.0	0.18
541-73-1	1,3-Dichlorobenzene	0.33	U	1.0	0.33
106-46-7	1,4-Dichlorobenzene	0.33	U	1.0	0.33
123-91-1	1,4-Dioxane	8.7	U	50	8.7
78-93-3	2-Butanone	2.2	U	5.0	2.2
591-78-6	2-Hexanone	0.72	U	5.0	0.72
108-10-1	4-Methyl-2-pentanone	0.63	U	5.0	0.63
67-64-1	Acetone	5.9		5.0	1.1
71-43-2	Benzene	0.090	U	1.0	0.090
74-97-5	Bromochloromethane	0.30	U	1.0	0.30
75-27-4	Bromodichloromethane	0.15	U	1.0	0.15
75-25-2	Bromoform	0.18	U	1.0	0.18
74-83-9	Bromomethane	0.18	U	1.0	0.18
75-15-0	Carbon disulfide	0.22	U	1.0	0.22
56-23-5	Carbon tetrachloride	0.33	U	1.0	0.33
108-90-7	Chlorobenzene	0.24	U	1.0	0.24
75-00-3	Chloroethane	0.37	U	1.0	0.37
67-66-3	Chloroform	0.95	J	1.0	0.22
74-87-3	Chloromethane	0.22	U	1.0	0.22
156-59-2	cis-1,2-Dichloroethene	0.26	U	1.0	0.26
10061-01-5	cis-1,3-Dichloropropene	0.16	U	1.0	0.16
110-82-7	Cyclohexane	0.26	U	1.0	0.26
124-48-1	Dibromochloromethane	0.22	U	1.0	0.22
75-71-8	Dichlorodifluoromethane	0.14	U	1.0	0.14
100-41-4	Ethylbenzene	0.30	U	1.0	0.30

FORM I
GC/MS VOA ORGANICS ANALYSIS DATA SHEET

Lab Name: TestAmerica Edison | Job No.: 460-151079-1

SDG No.:

Client Sample ID: MW-505I | Lab Sample ID: 460-151079-14

Matrix: Water | Lab File ID: E82045.D

Analysis Method: 8260C | Date Collected: 02/27/2018 14:30

Sample wt/vol: 5(mL) | Date Analyzed: 03/07/2018 20:01

Soil Aliquot Vol: | Dilution Factor: 1

Soil Extract Vol.: | GC Column: Rtx-VMS ID: 0.18(mm)

% Moisture: | Level: (low/med) Low

Analysis Batch No.: 501928 | Units: ug/L

CAS NO.	COMPOUND NAME	RESULT	Q	RL	MDL
76-13-1	Freon TF	0.34	U	1.0	0.34
98-82-8	Isopropylbenzene	0.32	U	1.0	0.32
179601-23-1	m&p-Xylene	0.28	U	1.0	0.28
79-20-9	Methyl acetate	0.58	U	5.0	0.58
108-87-2	Methylcyclohexane	0.22	U	1.0	0.22
75-09-2	Methylene Chloride	0.39	J	1.0	0.21
1634-04-4	MTBE	0.13	U	1.0	0.13
95-47-6	o-Xylene	0.32	U	1.0	0.32
100-42-5	Styrene	0.17	U	1.0	0.17
127-18-4	Tetrachloroethene	0.12	U	1.0	0.12
108-88-3	Toluene	0.25	U	1.0	0.25
156-60-5	trans-1,2-Dichloroethene	0.18	U	1.0	0.18
10061-02-6	trans-1,3-Dichloropropene	0.19	U	1.0	0.19
79-01-6	Trichloroethene	0.22	U	1.0	0.22
75-69-4	Trichlorofluoromethane	0.15	U	1.0	0.15
75-01-4	Vinyl chloride	0.060	U	1.0	0.060

CAS NO.	SURROGATE	%REC	Q	LIMITS
17060-07-0	1,2-Dichloroethane-d4 (Surr)	108		70-130
460-00-4	Bromofluorobenzene	89		70-130
1868-53-7	Dibromofluoromethane (Surr)	104		70-130
2037-26-5	Toluene-d8 (Surr)	104		70-130

FORM I
GC/MS VOA ORGANICS ANALYSIS DATA SHEET
TENTATIVELY IDENTIFIED COMPOUNDS

Lab Name: TestAmerica Edison Job No.: 460-151079-1

SDG No.:

Client Sample ID: MW-505I Lab Sample ID: 460-151079-14

Matrix: Water Lab File ID: E82045.D

Analysis Method: 8260C Date Collected: 02/27/2018 14:30

Sample wt/vol: 5(mL) Date Analyzed: 03/07/2018 20:01

Soil Aliquot Vol: Dilution Factor: 1

Soil Extract Vol.: GC Column: Rtx-VMS ID: 0.18(mm)

% Moisture: Level: (low/med) Low

Analysis Batch No.: 501928 Units: ug/L

Number TICs Found: 0 TIC Result Total: 0

CAS NO.	COMPOUND NAME	RT	RESULT	Q	MATCH QUALITY
	Tentatively Identified Compound		None		

FORM I-TIC 8260C

TestAmerica Edison
Target Compound Quantitation Report

Data File: \\ChromNA\Edison\ChromData\CVOAMS5\20180307-68451.b\E82045.D
Lims ID: 460-151079-A-14
Client ID: MW-505I
Sample Type: Client
Inject. Date: 07-Mar-2018 20:01:30 ALS Bottle#: 25 Worklist Smp#: 26
Purge Vol: 5.000 mL Dil. Factor: 1.0000
Sample Info: 460-151079-A-14
Misc. Info.: 460-0068451-026
Operator ID: Instrument ID: CVOAMS5

Method: \\ChromNA\Edison\ChromData\CVOAMS5\20180307-68451.b\8260W_5.m
Limit Group: VOA - 8260C DKQP Water and Solid
Last Update: 12-Mar-2018 13:22:53 Calib Date: 06-Mar-2018 08:33:30
Integrator: RTE ID Type: Deconvolution ID
Quant Method: Internal Standard Quant By: Initial Calibration
Last ICal File: \\ChromNA\Edison\ChromData\CVOAMS5\20180306-68384.b\E81978.D

Column 1 : Rtx-VMS (0.18 mm) Det: MS SCAN
Process Host: XAWRK011

First Level Reviewer: tupayachia Date: 08-Mar-2018 09:11:35

Compound	Sig	RT (min.)	Exp RT (min.)	Dlt RT (min.)	Q	Response	OnCol Amt ug/l	Flags
23 Methylene Chloride	84	2.077	2.077	0.000	83	3307	0.3931	
24 Acetone	58	2.118	2.109	0.009	87	820	5.93	
* 29 TBA-d9 (IS)	65	2.274	2.274	0.000	91	69604	1000.0	
42 Chloroform	83	3.188	3.179	0.009	93	3829	0.9497	
$ 47 Dibromofluoromethane (Surr	113	3.328	3.327	0.001	95	111951	52.1	
* 49 2-Butanone-d5	46	3.402	3.402	0.000	98	115852	250.0	
$ 57 1,2-Dichloroethane-d4 (Sur	65	3.764	3.764	0.000	97	114163	54.0	
* 61 Fluorobenzene	96	4.011	4.011	0.000	99	406578	50.0	
* 72 1,4-Dioxane-d8	96	4.924	4.941	-0.016	96	10162	1000.0	
$ 78 Toluene-d8 (Surr)	98	5.615	5.615	0.000	99	433952	52.0	
* 92 Chlorobenzene-d5	117	7.541	7.541	0.000	85	344303	50.0	
$ 103 4-Bromofluorobenzene	174	9.335	9.335	0.000	91	109424	44.5	
* 119 1,4-Dichlorobenzene-d4	152	11.121	11.121	0.000	95	174780	50.0	

Reagents:

8260SURR250_00169	Amount Added: 1.00	Units: uL	Run Reagent
8260ISNEW_00119	Amount Added: 1.00	Units: uL	Run Reagent

Report Date: 12-Mar-2018 13:25:54 Chrom Revision: 2.2 08-Feb-2018 13:38:42

TestAmerica Edison

Data File: \\ChromNA\Edison\ChromData\CVOAMS5\20180307-68451.b\E82045.D

Injection Date:	07-Mar-2018 20:01:30	Instrument ID:	CVOAMS5	Operator ID:	
Lims ID:	460-151079-A-14	Lab Sample ID:	460-151079-14	Worklist Smp#:	26
Client ID:	MW-505I				
Purge Vol:	5.000 mL	Dil. Factor:	1.0000	ALS Bottle#:	25
Method:	8260W_5	Limit Group:	VOA - 8260C DKQP Water and Solid		

Column: Rtx-VMS (0.18 mm)

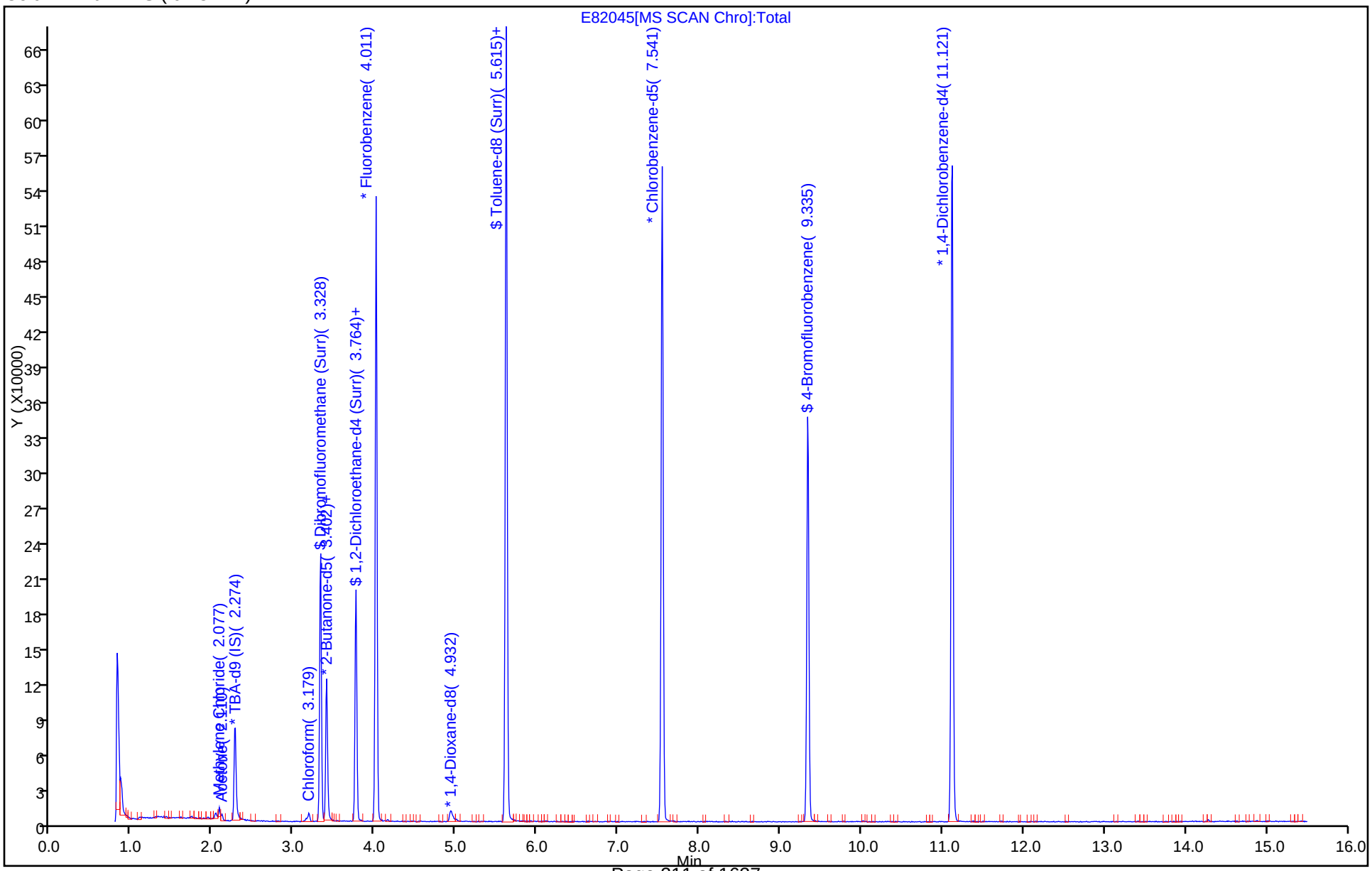

Report Date: 12-Mar-2018 13:25:54 Chrom Revision: 2.2 08-Feb-2018 13:38:42

TestAmerica Edison

Data File: \\ChromNA\Edison\ChromData\CVOAMS5\20180307-68451.b\E82045.D

Injection Date:	07-Mar-2018 20:01:30	Instrument ID:	CVOAMS5
Lims ID:	460-151079-A-14	Lab Sample ID:	460-151079-14
Client ID:	MW-505I		
Operator ID:		ALS Bottle#:	25 Worklist Smp#: 26
Purge Vol:	5.000 mL	Dil. Factor:	1.0000
Method:	8260W_5	Limit Group:	VOA - 8260C DKQP Water and Solid
Column:	Rtx-VMS (0.18 mm)	Detector	MS SCAN

24 Acetone, CAS: 67-64-1

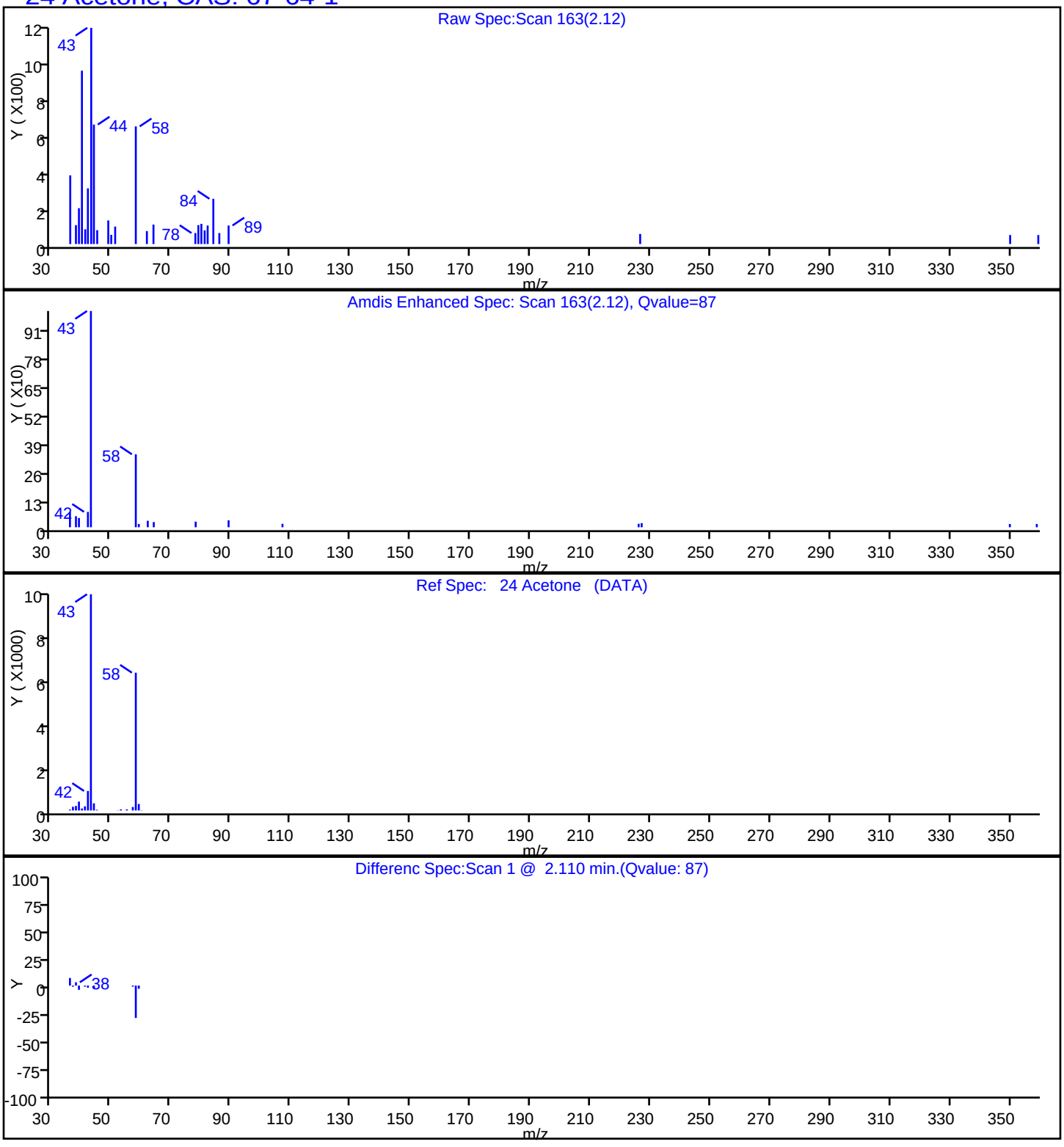

Report Date: 12-Mar-2018 13:25:54 Chrom Revision: 2.2 08-Feb-2018 13:38:42

TestAmerica Edison

Data File: \\ChromNA\Edison\ChromData\CVOAMS5\20180307-68451.b\E82045.D

Injection Date:	07-Mar-2018 20:01:30	Instrument ID:	CVOAMS5
Lims ID:	460-151079-A-14	Lab Sample ID:	460-151079-14
Client ID:	MW-505I		
Operator ID:		ALS Bottle#:	25 Worklist Smp#: 26
Purge Vol:	5.000 mL	Dil. Factor:	1.0000
Method:	8260W_5	Limit Group:	VOA - 8260C DKQP Water and Solid
Column:	Rtx-VMS (0.18 mm)	Detector	MS SCAN

42 Chloroform, CAS: 67-66-3

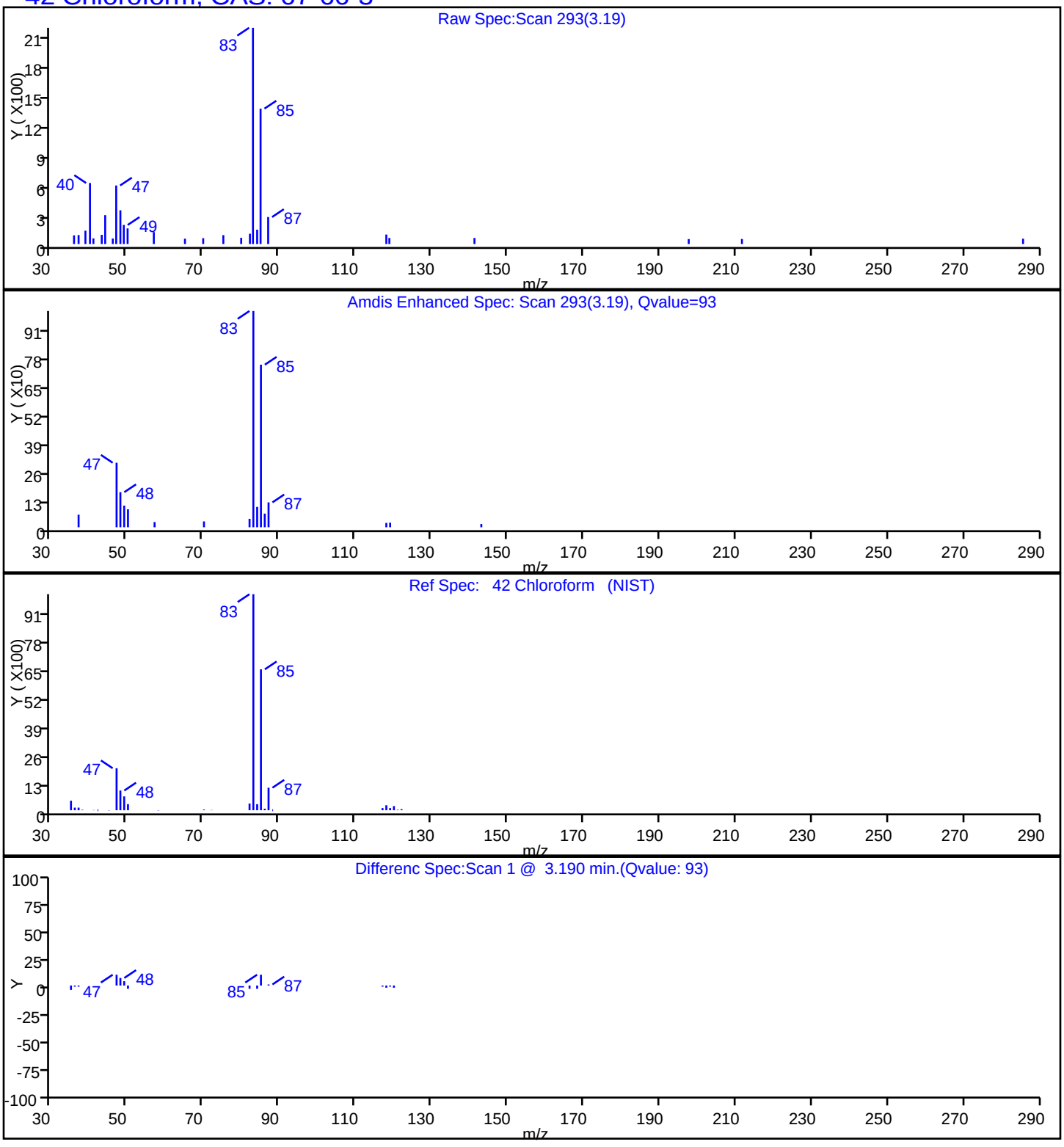

Report Date: 12-Mar-2018 13:25:54 Chrom Revision: 2.2 08-Feb-2018 13:38:42

TestAmerica Edison

Data File: \\ChromNA\Edison\ChromData\CVOAMS5\20180307-68451.b\E82045.D

Injection Date:	07-Mar-2018 20:01:30	Instrument ID:	CVOAMS5
Lims ID:	460-151079-A-14	Lab Sample ID:	460-151079-14
Client ID:	MW-505I		
Operator ID:		ALS Bottle#:	25 Worklist Smp#: 26
Purge Vol:	5.000 mL	Dil. Factor:	1.0000
Method:	8260W_5	Limit Group:	VOA - 8260C DKQP Water and Solid
Column:	Rtx-VMS (0.18 mm)	Detector	MS SCAN

23 Methylene Chloride, CAS: 75-09-2

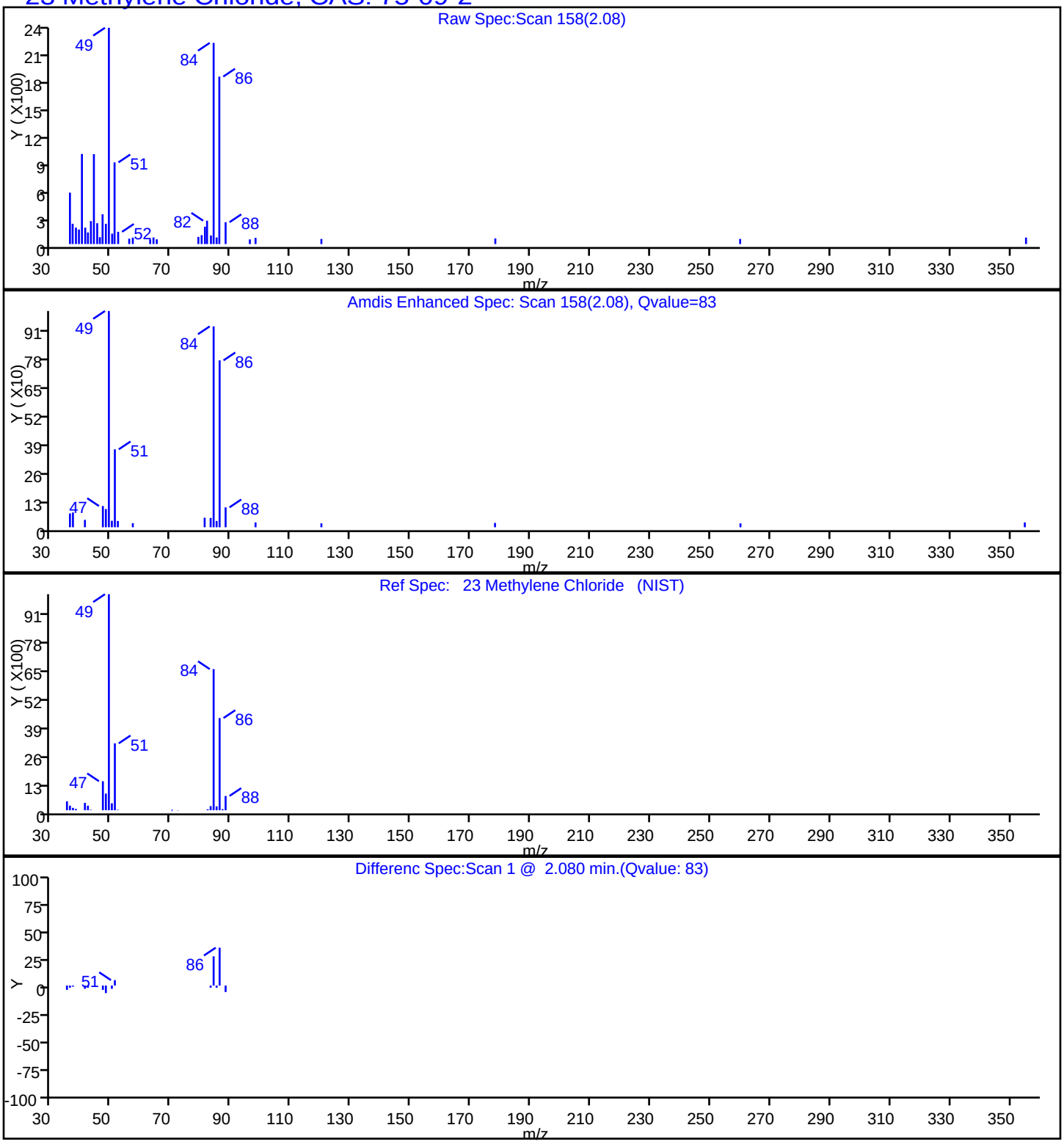

FORM I
GC/MS VOA ORGANICS ANALYSIS DATA SHEET

Lab Name: TestAmerica Edison | Job No.: 460-151079-1

SDG No.:

Client Sample ID: MW-506S | Lab Sample ID: 460-151079-15

Matrix: Water | Lab File ID: E82046.D

Analysis Method: 8260C | Date Collected: 02/27/2018 08:45

Sample wt/vol: 5(mL) | Date Analyzed: 03/07/2018 20:27

Soil Aliquot Vol: | Dilution Factor: 1

Soil Extract Vol.: | GC Column: Rtx-VMS ID: 0.18(mm)

% Moisture: | Level: (low/med) Low

Analysis Batch No.: 501928 | Units: ug/L

CAS NO.	COMPOUND NAME	RESULT	Q	RL	MDL
71-55-6	1,1,1-Trichloroethane	0.28	U	1.0	0.28
79-34-5	1,1,2,2-Tetrachloroethane	0.19	U	1.0	0.19
79-00-5	1,1,2-Trichloroethane	0.080	U	1.0	0.080
75-34-3	1,1-Dichloroethane	0.24	U	1.0	0.24
75-35-4	1,1-Dichloroethene	0.34	U	1.0	0.34
87-61-6	1,2,3-Trichlorobenzene	0.35	U	1.0	0.35
120-82-1	1,2,4-Trichlorobenzene	0.27	U	1.0	0.27
96-12-8	1,2-Dibromo-3-Chloropropane	0.23	U	1.0	0.23
106-93-4	1,2-Dibromoethane	0.19	U	1.0	0.19
95-50-1	1,2-Dichlorobenzene	0.22	U	1.0	0.22
107-06-2	1,2-Dichloroethane	0.25	U	1.0	0.25
78-87-5	1,2-Dichloropropane	0.18	U	1.0	0.18
541-73-1	1,3-Dichlorobenzene	0.33	U	1.0	0.33
106-46-7	1,4-Dichlorobenzene	0.33	U	1.0	0.33
123-91-1	1,4-Dioxane	8.7	U	50	8.7
78-93-3	2-Butanone	2.2	U	5.0	2.2
591-78-6	2-Hexanone	0.72	U	5.0	0.72
108-10-1	4-Methyl-2-pentanone	0.63	U	5.0	0.63
67-64-1	Acetone	5.0		5.0	1.1
71-43-2	Benzene	0.090	U	1.0	0.090
74-97-5	Bromochloromethane	0.30	U	1.0	0.30
75-27-4	Bromodichloromethane	0.15	U	1.0	0.15
75-25-2	Bromoform	0.18	U	1.0	0.18
74-83-9	Bromomethane	0.18	U	1.0	0.18
75-15-0	Carbon disulfide	0.22	U	1.0	0.22
56-23-5	Carbon tetrachloride	0.33	U	1.0	0.33
108-90-7	Chlorobenzene	0.24	U	1.0	0.24
75-00-3	Chloroethane	0.37	U	1.0	0.37
67-66-3	Chloroform	0.44	J	1.0	0.22
74-87-3	Chloromethane	0.22	U	1.0	0.22
156-59-2	cis-1,2-Dichloroethene	0.26	U	1.0	0.26
10061-01-5	cis-1,3-Dichloropropene	0.16	U	1.0	0.16
110-82-7	Cyclohexane	0.26	U	1.0	0.26
124-48-1	Dibromochloromethane	0.22	U	1.0	0.22
75-71-8	Dichlorodifluoromethane	0.14	U	1.0	0.14
100-41-4	Ethylbenzene	0.30	U	1.0	0.30

FORM I
GC/MS VOA ORGANICS ANALYSIS DATA SHEET

Lab Name: TestAmerica Edison | Job No.: 460-151079-1

SDG No.:

Client Sample ID: MW-506S | Lab Sample ID: 460-151079-15

Matrix: Water | Lab File ID: E82046.D

Analysis Method: 8260C | Date Collected: 02/27/2018 08:45

Sample wt/vol: 5(mL) | Date Analyzed: 03/07/2018 20:27

Soil Aliquot Vol: | Dilution Factor: 1

Soil Extract Vol.: | GC Column: Rtx-VMS ID: 0.18(mm)

% Moisture: | Level: (low/med) Low

Analysis Batch No.: 501928 | Units: ug/L

CAS NO.	COMPOUND NAME	RESULT	Q	RL	MDL
76-13-1	Freon TF	0.34	U	1.0	0.34
98-82-8	Isopropylbenzene	0.32	U	1.0	0.32
179601-23-1	m&p-Xylene	0.28	U	1.0	0.28
79-20-9	Methyl acetate	0.58	U	5.0	0.58
108-87-2	Methylcyclohexane	0.22	U	1.0	0.22
75-09-2	Methylene Chloride	0.69	J	1.0	0.21
1634-04-4	MTBE	0.13	U	1.0	0.13
95-47-6	o-Xylene	0.32	U	1.0	0.32
100-42-5	Styrene	0.17	U	1.0	0.17
127-18-4	Tetrachloroethene	0.12	U	1.0	0.12
108-88-3	Toluene	0.25	U	1.0	0.25
156-60-5	trans-1,2-Dichloroethene	0.18	U	1.0	0.18
10061-02-6	trans-1,3-Dichloropropene	0.19	U	1.0	0.19
79-01-6	Trichloroethene	0.22	U	1.0	0.22
75-69-4	Trichlorofluoromethane	0.15	U	1.0	0.15
75-01-4	Vinyl chloride	0.060	U	1.0	0.060

CAS NO.	SURROGATE	%REC	Q	LIMITS
17060-07-0	1,2-Dichloroethane-d4 (Surr)	109		70-130
460-00-4	Bromofluorobenzene	91		70-130
1868-53-7	Dibromofluoromethane (Surr)	105		70-130
2037-26-5	Toluene-d8 (Surr)	105		70-130

FORM I
GC/MS VOA ORGANICS ANALYSIS DATA SHEET
TENTATIVELY IDENTIFIED COMPOUNDS

Lab Name: TestAmerica Edison Job No.: 460-151079-1

SDG No.:

Client Sample ID: MW-506S Lab Sample ID: 460-151079-15

Matrix: Water Lab File ID: E82046.D

Analysis Method: 8260C Date Collected: 02/27/2018 08:45

Sample wt/vol: 5(mL) Date Analyzed: 03/07/2018 20:27

Soil Aliquot Vol: Dilution Factor: 1

Soil Extract Vol.: GC Column: Rtx-VMS ID: 0.18(mm)

% Moisture: Level: (low/med) Low

Analysis Batch No.: 501928 Units: ug/L

Number TICs Found: 0 TIC Result Total: 0

CAS NO.	COMPOUND NAME	RT	RESULT	Q	MATCH QUALITY
	Tentatively Identified Compound		None		

FORM I-TIC 8260C

TestAmerica Edison
Target Compound Quantitation Report

Data File: \\ChromNA\Edison\ChromData\CVOAMS5\20180307-68451.b\E82046.D
Lims ID: 460-151079-A-15
Client ID: MW-506S
Sample Type: Client
Inject. Date: 07-Mar-2018 20:27:30 ALS Bottle#: 26 Worklist Smp#: 27
Purge Vol: 5.000 mL Dil. Factor: 1.0000
Sample Info: 460-151079-A-15
Misc. Info.: 460-0068451-027
Operator ID: Instrument ID: CVOAMS5

Method: \\ChromNA\Edison\ChromData\CVOAMS5\20180307-68451.b\8260W_5.m
Limit Group: VOA - 8260C DKQP Water and Solid
Last Update: 12-Mar-2018 13:22:53 Calib Date: 06-Mar-2018 08:33:30
Integrator: RTE ID Type: Deconvolution ID
Quant Method: Internal Standard Quant By: Initial Calibration
Last ICal File: \\ChromNA\Edison\ChromData\CVOAMS5\20180306-68384.b\E81978.D

Column 1 : Rtx-VMS (0.18 mm) Det: MS SCAN
Process Host: XAWRK011

First Level Reviewer: tupayachia Date: 08-Mar-2018 09:12:00

Compound	Sig	RT (min.)	Exp RT (min.)	Dlt RT (min.)	Q	Response	OnCol Amt ug/l	Flags
23 Methylene Chloride	84	2.077	2.077	0.000	83	4276	0.6927	
24 Acetone	58	2.110	2.109	0.001	65	672	5.02	
* 29 TBA-d9 (IS)	65	2.266	2.274	-0.008	90	68043	1000.0	
42 Chloroform	83	3.188	3.179	0.009	91	1795	0.4443	
$ 47 Dibromofluoromethane (Surr	113	3.328	3.327	0.001	95	113066	52.5	
* 49 2-Butanone-d5	46	3.402	3.402	0.000	99	112126	250.0	
$ 57 1,2-Dichloroethane-d4 (Sur	65	3.764	3.764	0.000	97	115332	54.4	
* 61 Fluorobenzene	96	4.011	4.011	0.000	99	407393	50.0	
* 72 1,4-Dioxane-d8	96	4.932	4.941	-0.008	96	10099	1000.0	
$ 78 Toluene-d8 (Surr)	98	5.616	5.615	0.001	99	439674	52.7	
* 92 Chlorobenzene-d5	117	7.541	7.541	0.000	85	343988	50.0	
$ 103 4-Bromofluorobenzene	174	9.335	9.335	0.000	91	111431	45.3	
* 119 1,4-Dichlorobenzene-d4	152	11.121	11.121	0.000	95	175503	50.0	

Reagents:

8260SURR250_00169 Amount Added: 1.00 Units: uL Run Reagent
8260ISNEW_00119 Amount Added: 1.00 Units: uL Run Reagent

Report Date: 12-Mar-2018 13:25:55 Chrom Revision: 2.2 08-Feb-2018 13:38:42

TestAmerica Edison

Data File: \\ChromNA\Edison\ChromData\CVOAMS5\20180307-68451.b\E82046.D

Injection Date:	07-Mar-2018 20:27:30	Instrument ID:	CVOAMS5	Operator ID:	
Lims ID:	460-151079-A-15	Lab Sample ID:	460-151079-15	Worklist Smp#:	27
Client ID:	MW-506S				
Purge Vol:	5.000 mL	Dil. Factor:	1.0000	ALS Bottle#:	26
Method:	8260W_5	Limit Group:	VOA - 8260C DKQP Water and Solid		

Column: Rtx-VMS (0.18 mm)

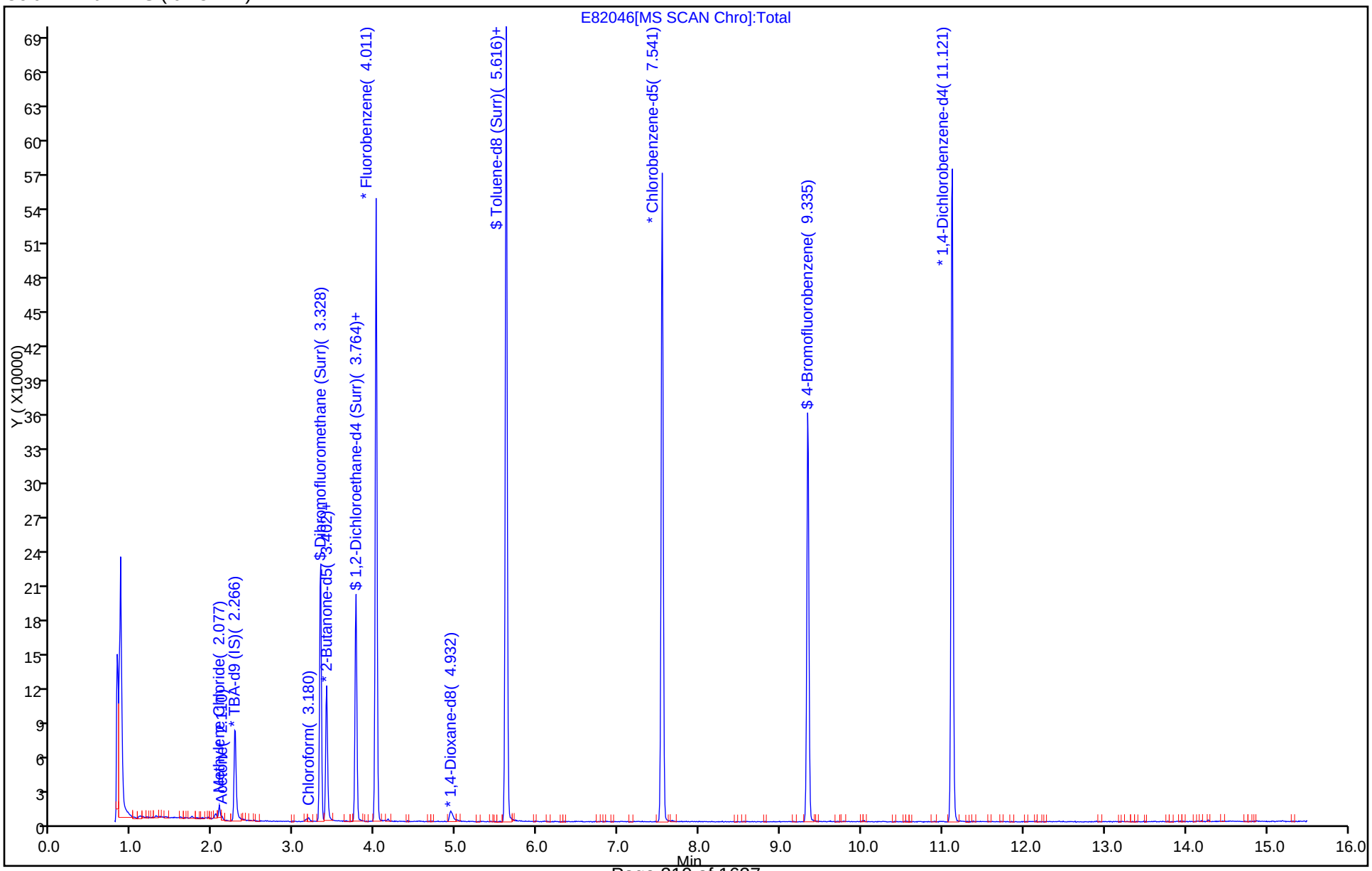

Report Date: 12-Mar-2018 13:25:55 Chrom Revision: 2.2 08-Feb-2018 13:38:42

TestAmerica Edison

Data File: \\ChromNA\Edison\ChromData\CVOAMS5\20180307-68451.b\E82046.D

Injection Date:	07-Mar-2018 20:27:30	Instrument ID:	CVOAMS5
Lims ID:	460-151079-A-15	Lab Sample ID:	460-151079-15
Client ID:	MW-506S		
Operator ID:		ALS Bottle#:	26 Worklist Smp#: 27
Purge Vol:	5.000 mL	Dil. Factor:	1.0000
Method:	8260W_5	Limit Group:	VOA - 8260C DKQP Water and Solid
Column:	Rtx-VMS (0.18 mm)	Detector	MS SCAN

24 Acetone, CAS: 67-64-1

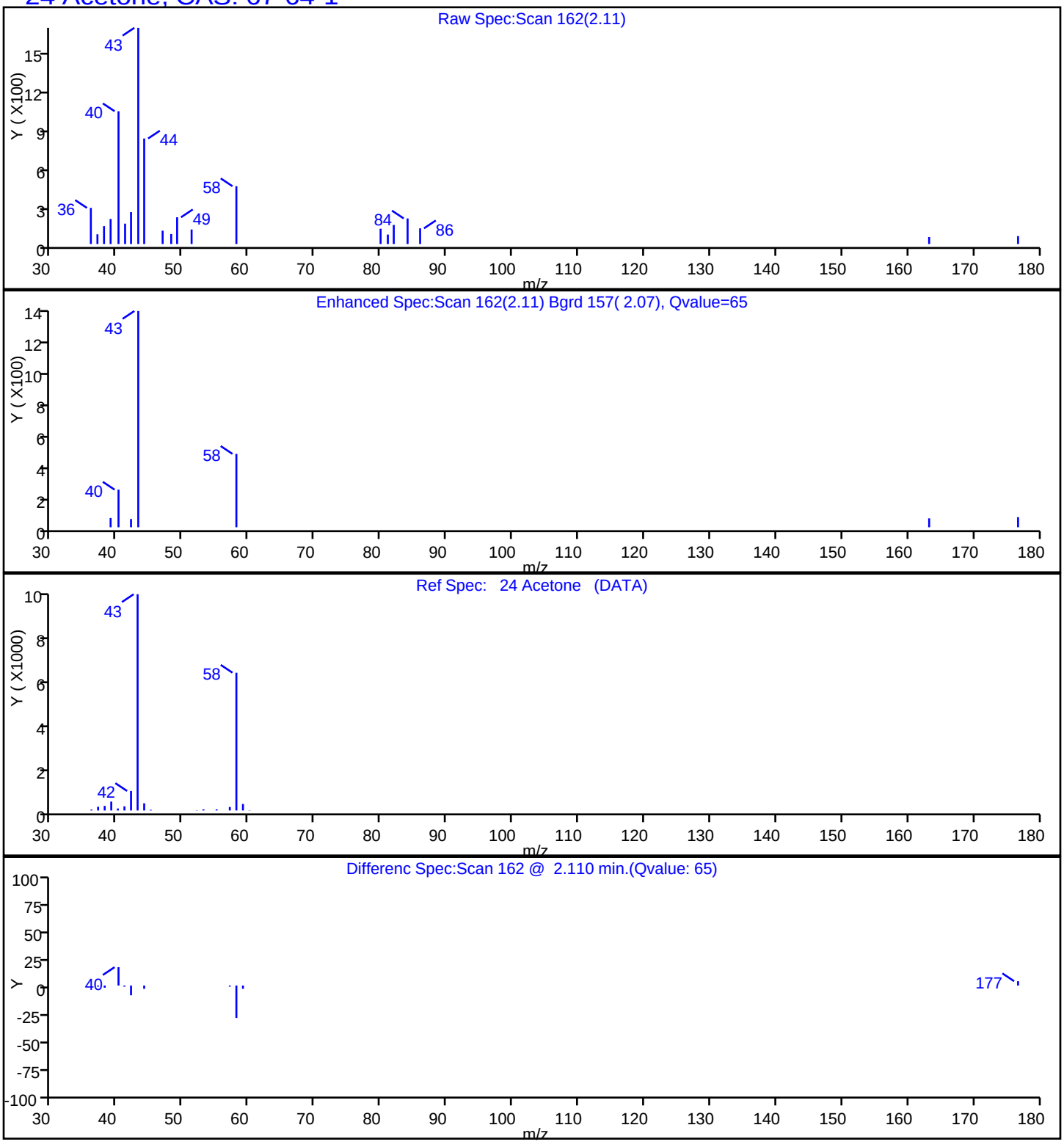

Report Date: 12-Mar-2018 13:25:56 Chrom Revision: 2.2 08-Feb-2018 13:38:42

TestAmerica Edison

Data File: \\ChromNA\Edison\ChromData\CVOAMS5\20180307-68451.b\E82046.D

Injection Date:	07-Mar-2018 20:27:30	Instrument ID:	CVOAMS5
Lims ID:	460-151079-A-15	Lab Sample ID:	460-151079-15
Client ID:	MW-506S		
Operator ID:		ALS Bottle#:	26 Worklist Smp#: 27
Purge Vol:	5.000 mL	Dil. Factor:	1.0000
Method:	8260W_5	Limit Group:	VOA - 8260C DKQP Water and Solid
Column:	Rtx-VMS (0.18 mm)	Detector	MS SCAN

42 Chloroform, CAS: 67-66-3

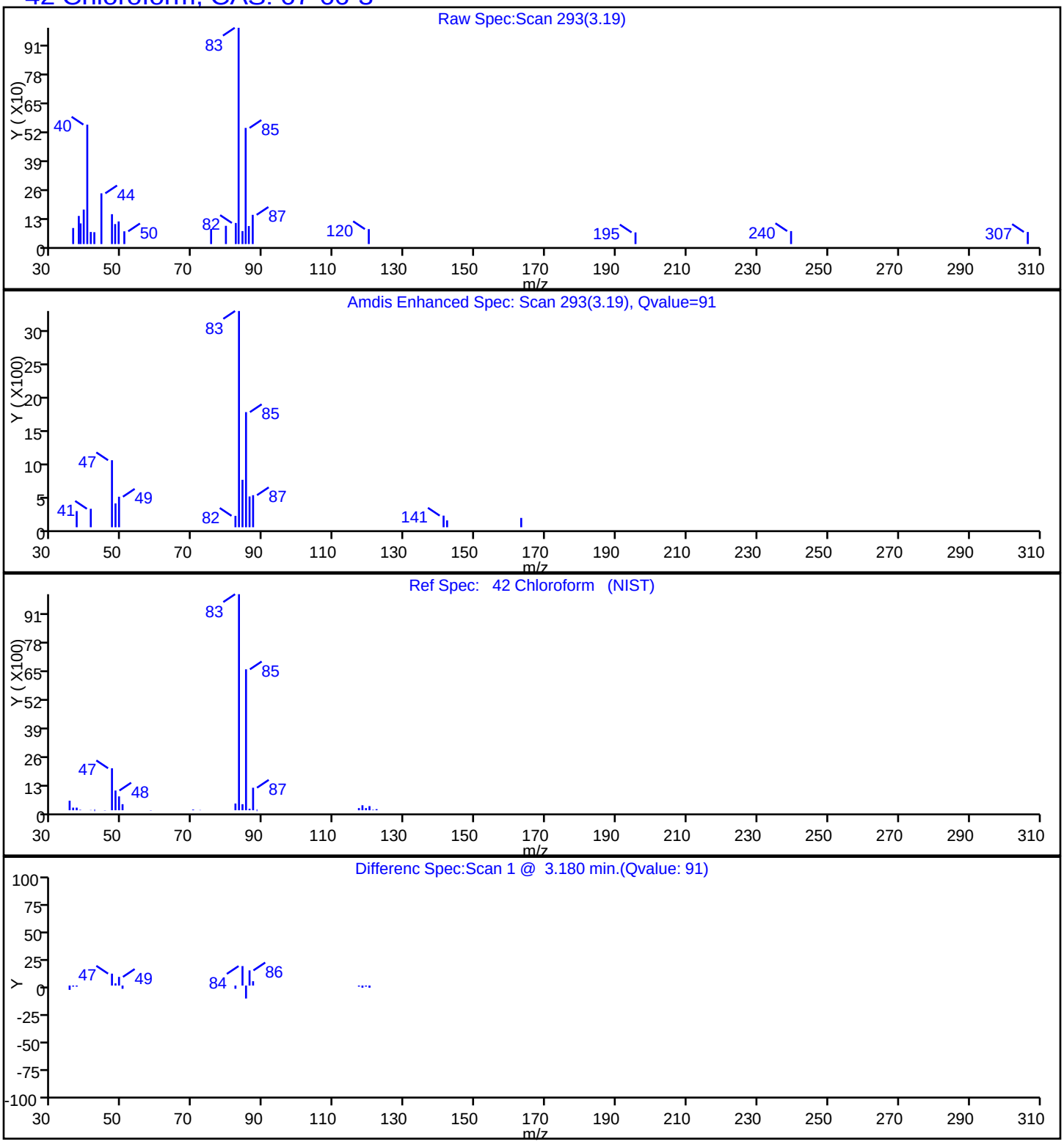

Report Date: 12-Mar-2018 13:25:55 Chrom Revision: 2.2 08-Feb-2018 13:38:42

TestAmerica Edison

Data File: \\ChromNA\Edison\ChromData\CVOAMS5\20180307-68451.b\E82046.D

Injection Date:	07-Mar-2018 20:27:30	Instrument ID:	CVOAMS5
Lims ID:	460-151079-A-15	Lab Sample ID:	460-151079-15
Client ID:	MW-506S		
Operator ID:		ALS Bottle#:	26 Worklist Smp#: 27
Purge Vol:	5.000 mL	Dil. Factor:	1.0000
Method:	8260W_5	Limit Group:	VOA - 8260C DKQP Water and Solid
Column:	Rtx-VMS (0.18 mm)	Detector	MS SCAN

23 Methylene Chloride, CAS: 75-09-2

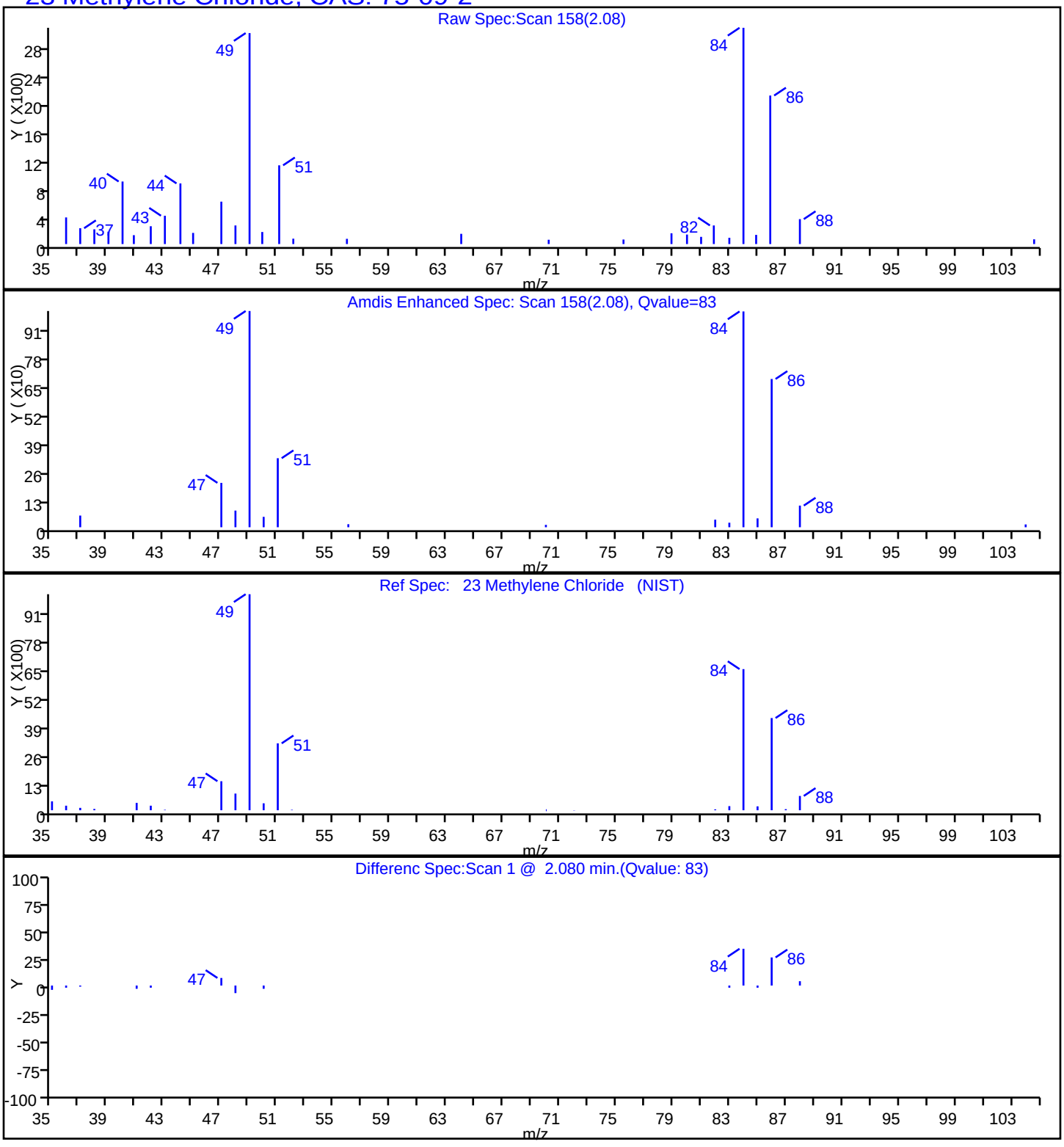

FORM I
GC/MS VOA ORGANICS ANALYSIS DATA SHEET

Lab Name: TestAmerica Edison | Job No.: 460-151079-1

SDG No.:

Client Sample ID: MW-506I | Lab Sample ID: 460-151079-16

Matrix: Water | Lab File ID: F60591.D

Analysis Method: 8260C | Date Collected: 02/27/2018 08:50

Sample wt/vol: 5(mL) | Date Analyzed: 03/09/2018 12:36

Soil Aliquot Vol: | Dilution Factor: 1

Soil Extract Vol.: | GC Column: Rtx-624 ID: 0.25(mm)

% Moisture: | Level: (low/med) Low

Analysis Batch No.: 502418 | Units: ug/L

CAS NO.	COMPOUND NAME	RESULT	Q	RL	MDL
71-55-6	1,1,1-Trichloroethane	0.28	U	1.0	0.28
79-34-5	1,1,2,2-Tetrachloroethane	0.19	U	1.0	0.19
79-00-5	1,1,2-Trichloroethane	0.080	U	1.0	0.080
75-34-3	1,1-Dichloroethane	0.24	U	1.0	0.24
75-35-4	1,1-Dichloroethene	0.34	U	1.0	0.34
87-61-6	1,2,3-Trichlorobenzene	0.35	U	1.0	0.35
120-82-1	1,2,4-Trichlorobenzene	0.27	U	1.0	0.27
96-12-8	1,2-Dibromo-3-Chloropropane	0.23	U	1.0	0.23
106-93-4	1,2-Dibromoethane	0.19	U	1.0	0.19
95-50-1	1,2-Dichlorobenzene	0.22	U	1.0	0.22
107-06-2	1,2-Dichloroethane	0.25	U	1.0	0.25
78-87-5	1,2-Dichloropropane	0.18	U	1.0	0.18
541-73-1	1,3-Dichlorobenzene	0.33	U	1.0	0.33
106-46-7	1,4-Dichlorobenzene	0.33	U	1.0	0.33
123-91-1	1,4-Dioxane	8.7	U	50	8.7
78-93-3	2-Butanone	2.2	U	5.0	2.2
591-78-6	2-Hexanone	0.72	U	5.0	0.72
108-10-1	4-Methyl-2-pentanone	0.63	U	5.0	0.63
67-64-1	Acetone	1.1	U	5.0	1.1
71-43-2	Benzene	0.090	U	1.0	0.090
74-97-5	Bromochloromethane	0.30	U	1.0	0.30
75-27-4	Bromodichloromethane	0.15	U	1.0	0.15
75-25-2	Bromoform	0.18	U	1.0	0.18
74-83-9	Bromomethane	0.18	U	1.0	0.18
75-15-0	Carbon disulfide	0.22	U	1.0	0.22
56-23-5	Carbon tetrachloride	0.33	U	1.0	0.33
108-90-7	Chlorobenzene	0.24	U	1.0	0.24
75-00-3	Chloroethane	0.37	U	1.0	0.37
67-66-3	Chloroform	1.1		1.0	0.22
74-87-3	Chloromethane	0.22	U	1.0	0.22
156-59-2	cis-1,2-Dichloroethene	0.26	U	1.0	0.26
10061-01-5	cis-1,3-Dichloropropene	0.16	U	1.0	0.16
110-82-7	Cyclohexane	0.26	U	1.0	0.26
124-48-1	Dibromochloromethane	0.22	U	1.0	0.22
75-71-8	Dichlorodifluoromethane	0.14	U	1.0	0.14
100-41-4	Ethylbenzene	0.30	U	1.0	0.30

FORM I
GC/MS VOA ORGANICS ANALYSIS DATA SHEET

Lab Name: TestAmerica Edison | Job No.: 460-151079-1

SDG No.:

Client Sample ID: MW-506I | Lab Sample ID: 460-151079-16

Matrix: Water | Lab File ID: F60591.D

Analysis Method: 8260C | Date Collected: 02/27/2018 08:50

Sample wt/vol: 5(mL) | Date Analyzed: 03/09/2018 12:36

Soil Aliquot Vol: | Dilution Factor: 1

Soil Extract Vol.: | GC Column: Rtx-624 ID: 0.25(mm)

% Moisture: | Level: (low/med) Low

Analysis Batch No.: 502418 | Units: ug/L

CAS NO.	COMPOUND NAME	RESULT	Q	RL	MDL
76-13-1	Freon TF	0.51	J	1.0	0.34
98-82-8	Isopropylbenzene	0.32	U	1.0	0.32
179601-23-1	m&p-Xylene	0.28	U	1.0	0.28
79-20-9	Methyl acetate	0.58	U	5.0	0.58
108-87-2	Methylcyclohexane	0.22	U	1.0	0.22
75-09-2	Methylene Chloride	0.73	J	1.0	0.21
1634-04-4	MTBE	0.13	U	1.0	0.13
95-47-6	o-Xylene	0.32	U	1.0	0.32
100-42-5	Styrene	0.17	U	1.0	0.17
127-18-4	Tetrachloroethene	0.58	J	1.0	0.12
108-88-3	Toluene	0.25	U	1.0	0.25
156-60-5	trans-1,2-Dichloroethene	0.18	U	1.0	0.18
10061-02-6	trans-1,3-Dichloropropene	0.19	U	1.0	0.19
79-01-6	Trichloroethene	1.1		1.0	0.22
75-69-4	Trichlorofluoromethane	0.15	U	1.0	0.15
75-01-4	Vinyl chloride	0.060	U	1.0	0.060

CAS NO.	SURROGATE	%REC	Q	LIMITS
17060-07-0	1,2-Dichloroethane-d4 (Surr)	98		70-130
460-00-4	Bromofluorobenzene	98		70-130
1868-53-7	Dibromofluoromethane (Surr)	105		70-130
2037-26-5	Toluene-d8 (Surr)	98		70-130

FORM I
GC/MS VOA ORGANICS ANALYSIS DATA SHEET
TENTATIVELY IDENTIFIED COMPOUNDS

Lab Name: TestAmerica Edison Job No.: 460-151079-1

SDG No.:

Client Sample ID: MW-506I Lab Sample ID: 460-151079-16

Matrix: Water Lab File ID: F60591.D

Analysis Method: 8260C Date Collected: 02/27/2018 08:50

Sample wt/vol: 5(mL) Date Analyzed: 03/09/2018 12:36

Soil Aliquot Vol: Dilution Factor: 1

Soil Extract Vol.: GC Column: Rtx-624 ID: 0.25(mm)

% Moisture: Level: (low/med) Low

Analysis Batch No.: 502418 Units: ug/L

Number TICs Found: 0 TIC Result Total: 0

CAS NO.	COMPOUND NAME	RT	RESULT	Q	MATCH QUALITY
	Tentatively Identified Compound		None		

TestAmerica Edison
Target Compound Quantitation Report

Data File: \\ChromNA\Edison\ChromData\CVOAMS6\20180309-68556.b\F60591.D
Lims ID: 460-151079-A-16
Client ID: MW-506I
Sample Type: Client
Inject. Date: 09-Mar-2018 12:36:30 ALS Bottle#: 8 Worklist Smp#: 9
Purge Vol: 5.000 mL Dil. Factor: 1.0000
Sample Info: 460-151079-A-16
Misc. Info.: 460-0068556-009
Operator ID: Instrument ID: CVOAMS6

Method: \\ChromNA\Edison\ChromData\CVOAMS6\20180309-68556.b\8260624W6.m
Limit Group: VOA - 8260C DKQP Water and Solid
Last Update: 12-Mar-2018 17:39:24 Calib Date: 09-Mar-2018 04:49:30
Integrator: RTE ID Type: Deconvolution ID
Quant Method: Internal Standard Quant By: Initial Calibration
Last ICal File: \\ChromNA\Edison\ChromData\CVOAMS6\20180309-68530.b\F60575.D

Column 1 : Rtx-624 (0.25 mm) Det: MS SCAN
Process Host: XAWRK008

First Level Reviewer: delpolitov Date: 12-Mar-2018 17:39:24

Compound	Sig	RT (min.)	Exp RT (min.)	Dlt RT (min.)	Q	Response	OnCol Amt ug/l	Flags
16 1,1,2-Trichloro-1,2,2-trif	101	2.774	2.765	0.009	57	2301	0.5111	
* 26 TBA-d9 (IS)	65	3.226	3.209	0.017	0	255601	1000.0	
27 Methylene Chloride	84	3.226	3.217	0.009	30	3094	0.7334	
* 38 2-Butanone-d5	46	4.277	4.261	0.016	0	243516	250.0	
48 Chloroform	83	4.590	4.581	0.009	89	6887	1.05	
$ 51 Dibromofluoromethane (Surr	113	4.754	4.738	0.016	96	171482	52.5	
$ 56 1,2-Dichloroethane-d4 (Sur	65	5.099	5.091	0.008	0	169643	48.8	
* 61 Fluorobenzene	96	5.370	5.362	0.008	99	564135	50.0	
63 Trichloroethene	95	5.724	5.707	0.017	95	4092	1.08	
* 67 1,4-Dioxane-d8	96	6.060	6.052	0.008	0	26108	1000.0	
$ 78 Toluene-d8 (Surr)	98	7.030	7.022	0.008	99	562216	48.8	
83 Tetrachloroethene	166	7.720	7.712	0.008	90	2727	0.5847	
* 89 Chlorobenzene-d5	117	8.821	8.813	0.008	86	474723	50.0	
$ 100 4-Bromofluorobenzene	174	10.070	10.070	0.000	94	224713	49.1	
* 116 1,4-Dichlorobenzene-d4	152	10.941	10.941	0.000	94	296856	50.0	

Reagents:

VOA6IS/SURR_00009 Amount Added: 5.00 Units: uL Run Reagent

Report Date: 12-Mar-2018 17:39:27 Chrom Revision: 2.2 08-Feb-2018 13:38:42

TestAmerica Edison

Data File: \\ChromNA\Edison\ChromData\CVOAMS6\20180309-68556.b\F60591.D

Injection Date:	09-Mar-2018 12:36:30	Instrument ID:	CVOAMS6	Operator ID:	
Lims ID:	460-151079-A-16	Lab Sample ID:	460-151079-16	Worklist Smp#:	9
Client ID:	MW-506I				
Purge Vol:	5.000 mL	Dil. Factor:	1.0000	ALS Bottle#:	8
Method:	8260624W6	Limit Group:	VOA - 8260C DKQP Water and Solid		

Column: Rtx-624 (0.25 mm)

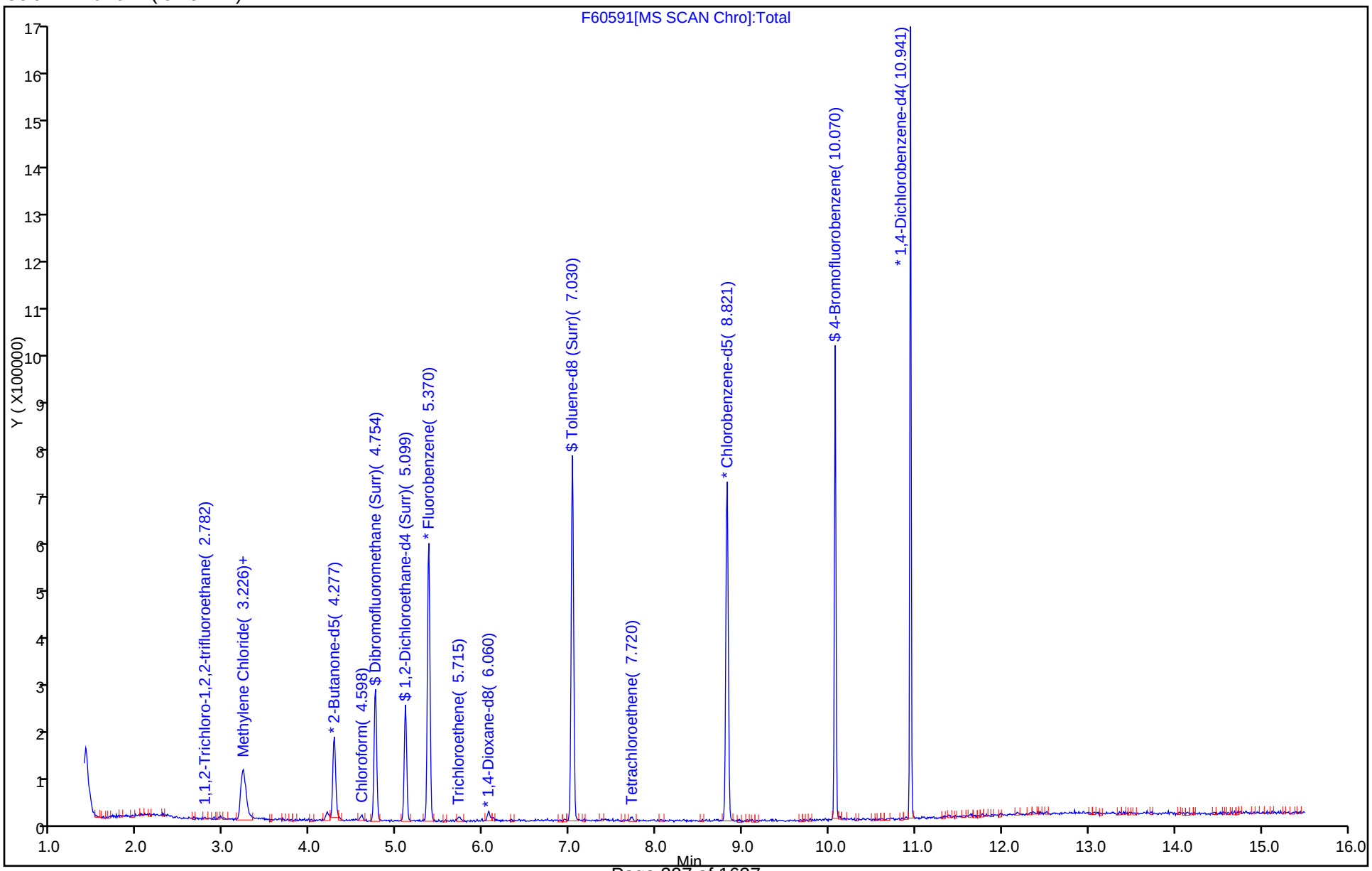

Report Date: 12-Mar-2018 17:39:27 Chrom Revision: 2.2 08-Feb-2018 13:38:42

TestAmerica Edison

Data File: \\ChromNA\Edison\ChromData\CVOAMS6\20180309-68556.b\F60591.D

Injection Date:	09-Mar-2018 12:36:30	Instrument ID:	CVOAMS6
Lims ID:	460-151079-A-16	Lab Sample ID:	460-151079-16
Client ID:	MW-506I		
Operator ID:		ALS Bottle#:	8 Worklist Smp#: 9
Purge Vol:	5.000 mL	Dil. Factor:	1.0000
Method:	8260624W6	Limit Group:	VOA - 8260C DKQP Water and Solid
Column:	Rtx-624 (0.25 mm)	Detector	MS SCAN

48 Chloroform, CAS: 67-66-3

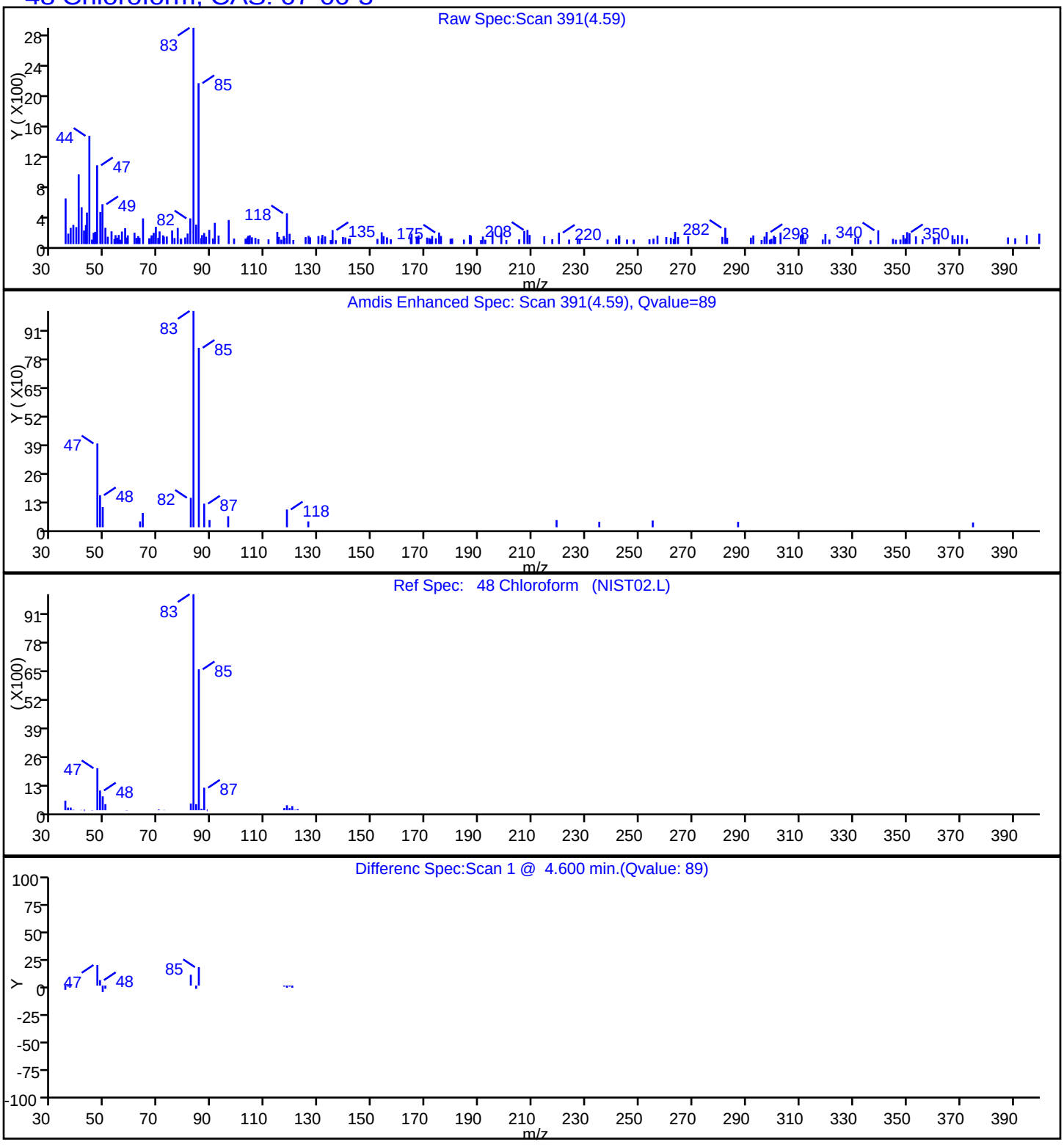

Report Date: 12-Mar-2018 17:39:27 Chrom Revision: 2.2 08-Feb-2018 13:38:42

TestAmerica Edison

Data File: \\ChromNA\Edison\ChromData\CVOAMS6\20180309-68556.b\F60591.D

Injection Date:	09-Mar-2018 12:36:30	Instrument ID:	CVOAMS6		
Lims ID:	460-151079-A-16	Lab Sample ID:	460-151079-16		
Client ID:	MW-506I				
Operator ID:		ALS Bottle#:	8	Worklist Smp#:	9
Purge Vol:	5.000 mL	Dil. Factor:	1.0000		
Method:	8260624W6	Limit Group:	VOA - 8260C DKQP Water and Solid		
Column:	Rtx-624 (0.25 mm)	Detector	MS SCAN		

16 1,1,2-Trichloro-1,2,2-trifluoroethane, CAS: 76-13-1

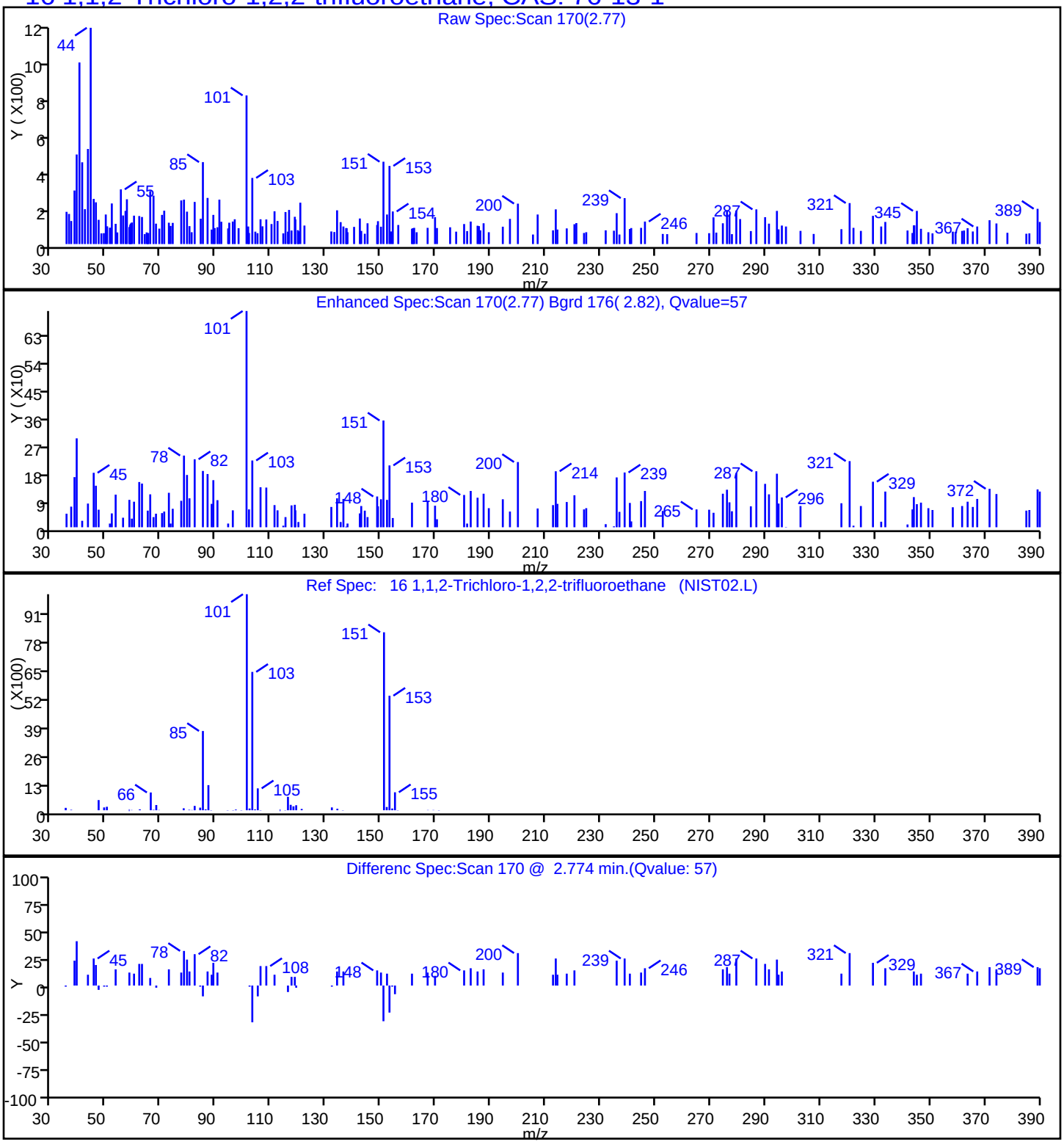

Report Date: 12-Mar-2018 17:39:27 Chrom Revision: 2.2 08-Feb-2018 13:38:42

TestAmerica Edison

Data File: \\ChromNA\Edison\ChromData\CVOAMS6\20180309-68556.b\F60591.D

Injection Date:	09-Mar-2018 12:36:30	Instrument ID:	CVOAMS6		
Lims ID:	460-151079-A-16	Lab Sample ID:	460-151079-16		
Client ID:	MW-506I				
Operator ID:		ALS Bottle#:	8	Worklist Smp#:	9
Purge Vol:	5.000 mL	Dil. Factor:	1.0000		
Method:	8260624W6	Limit Group:	VOA - 8260C DKQP Water and Solid		
Column:	Rtx-624 (0.25 mm)	Detector	MS SCAN		

27 Methylene Chloride, CAS: 75-09-2

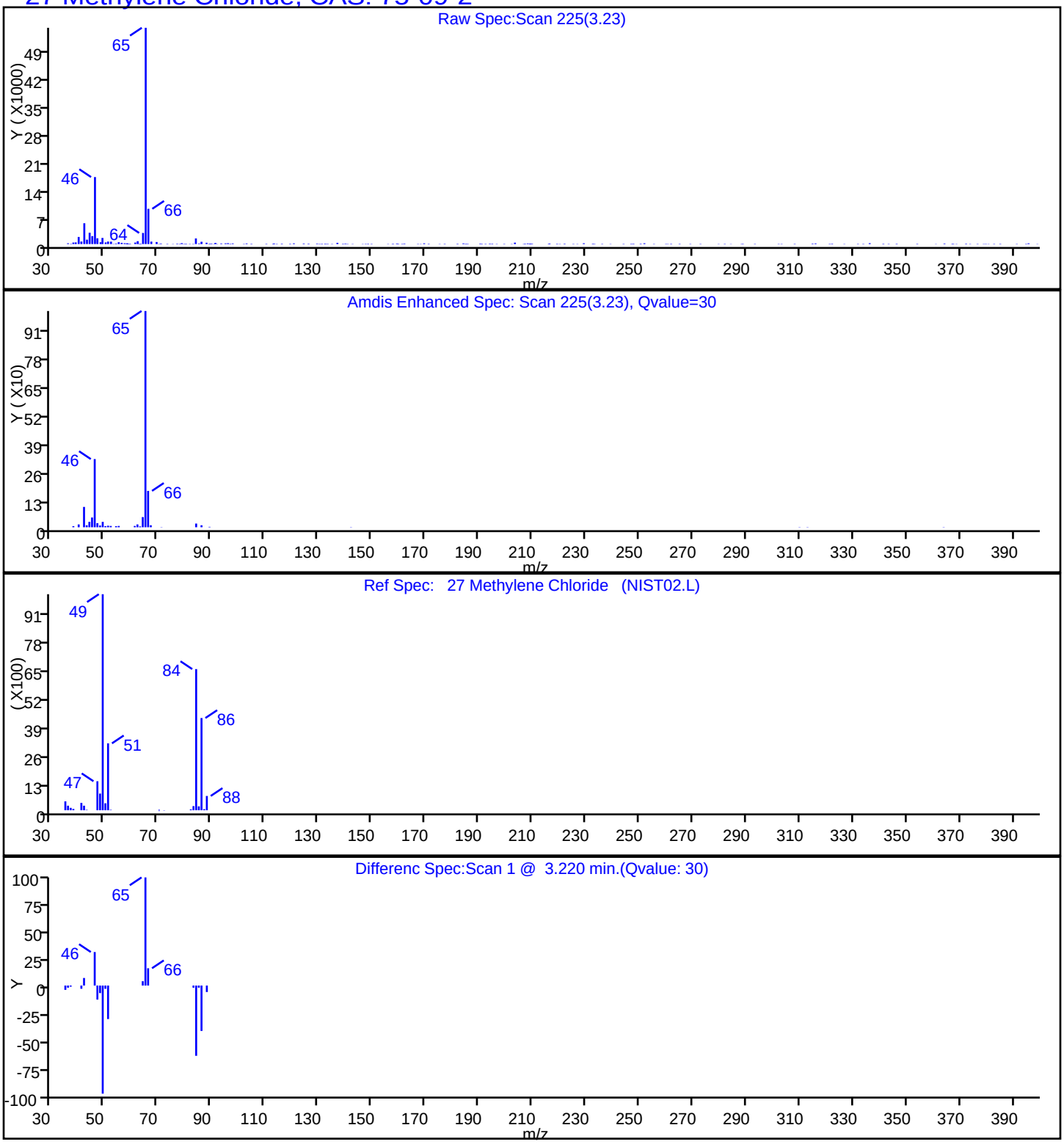

Report Date: 12-Mar-2018 17:39:28 Chrom Revision: 2.2 08-Feb-2018 13:38:42

TestAmerica Edison

Data File: \\ChromNA\Edison\ChromData\CVOAMS6\20180309-68556.b\F60591.D

Injection Date:	09-Mar-2018 12:36:30	Instrument ID:	CVOAMS6		
Lims ID:	460-151079-A-16	Lab Sample ID:	460-151079-16		
Client ID:	MW-506I				
Operator ID:		ALS Bottle#:	8	Worklist Smp#:	9
Purge Vol:	5.000 mL	Dil. Factor:	1.0000		
Method:	8260624W6	Limit Group:	VOA - 8260C DKQP Water and Solid		
Column:	Rtx-624 (0.25 mm)	Detector	MS SCAN		

83 Tetrachloroethene, CAS: 127-18-4

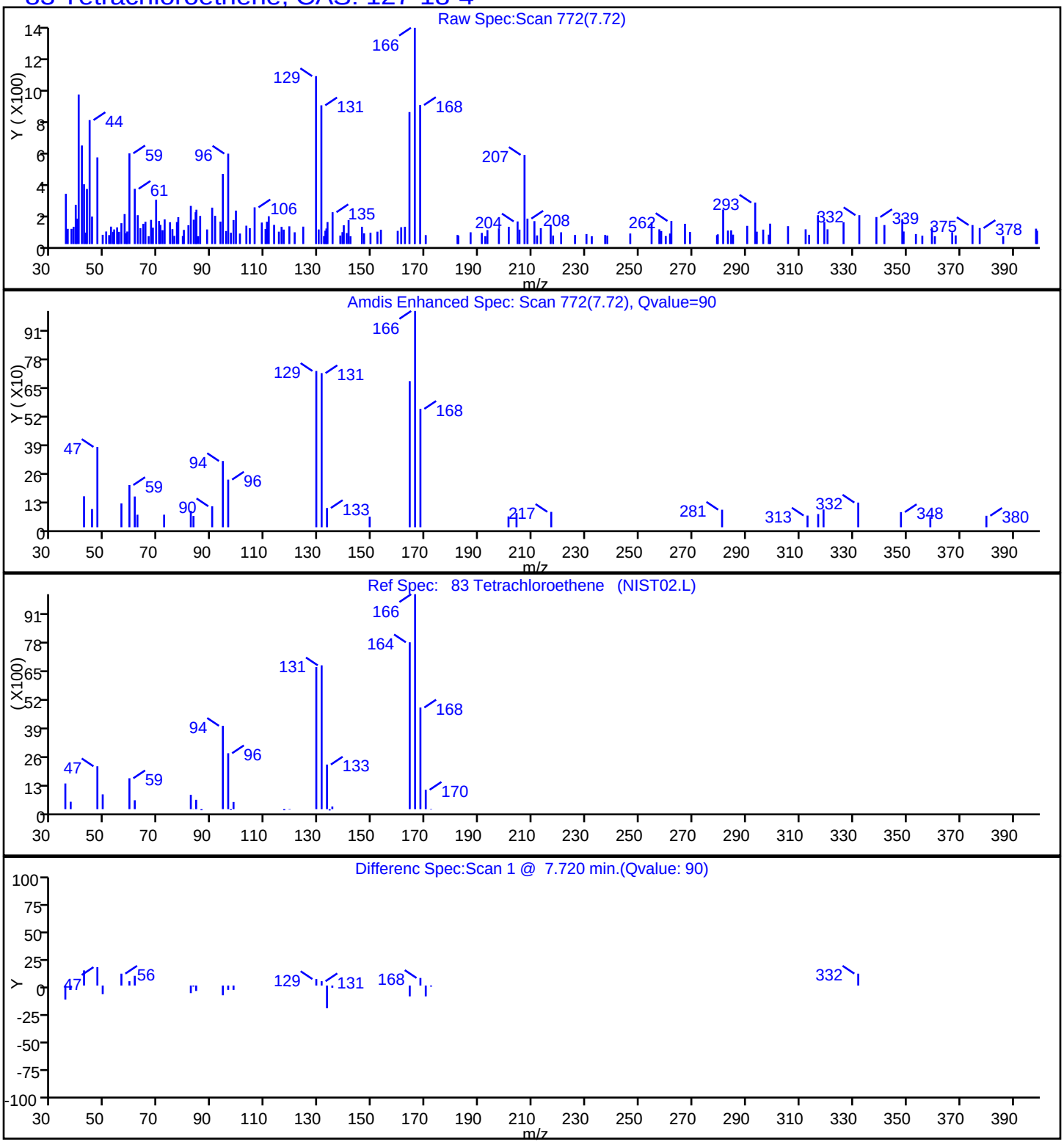

Report Date: 12-Mar-2018 17:39:27 Chrom Revision: 2.2 08-Feb-2018 13:38:42

TestAmerica Edison

Data File: \\ChromNA\Edison\ChromData\CVOAMS6\20180309-68556.b\F60591.D

Injection Date:	09-Mar-2018 12:36:30	Instrument ID:	CVOAMS6
Lims ID:	460-151079-A-16	Lab Sample ID:	460-151079-16
Client ID:	MW-506I		
Operator ID:		ALS Bottle#: 8	Worklist Smp#: 9
Purge Vol:	5.000 mL	Dil. Factor:	1.0000
Method:	8260624W6	Limit Group:	VOA - 8260C DKQP Water and Solid
Column:	Rtx-624 (0.25 mm)	Detector	MS SCAN

63 Trichloroethene, CAS: 79-01-6

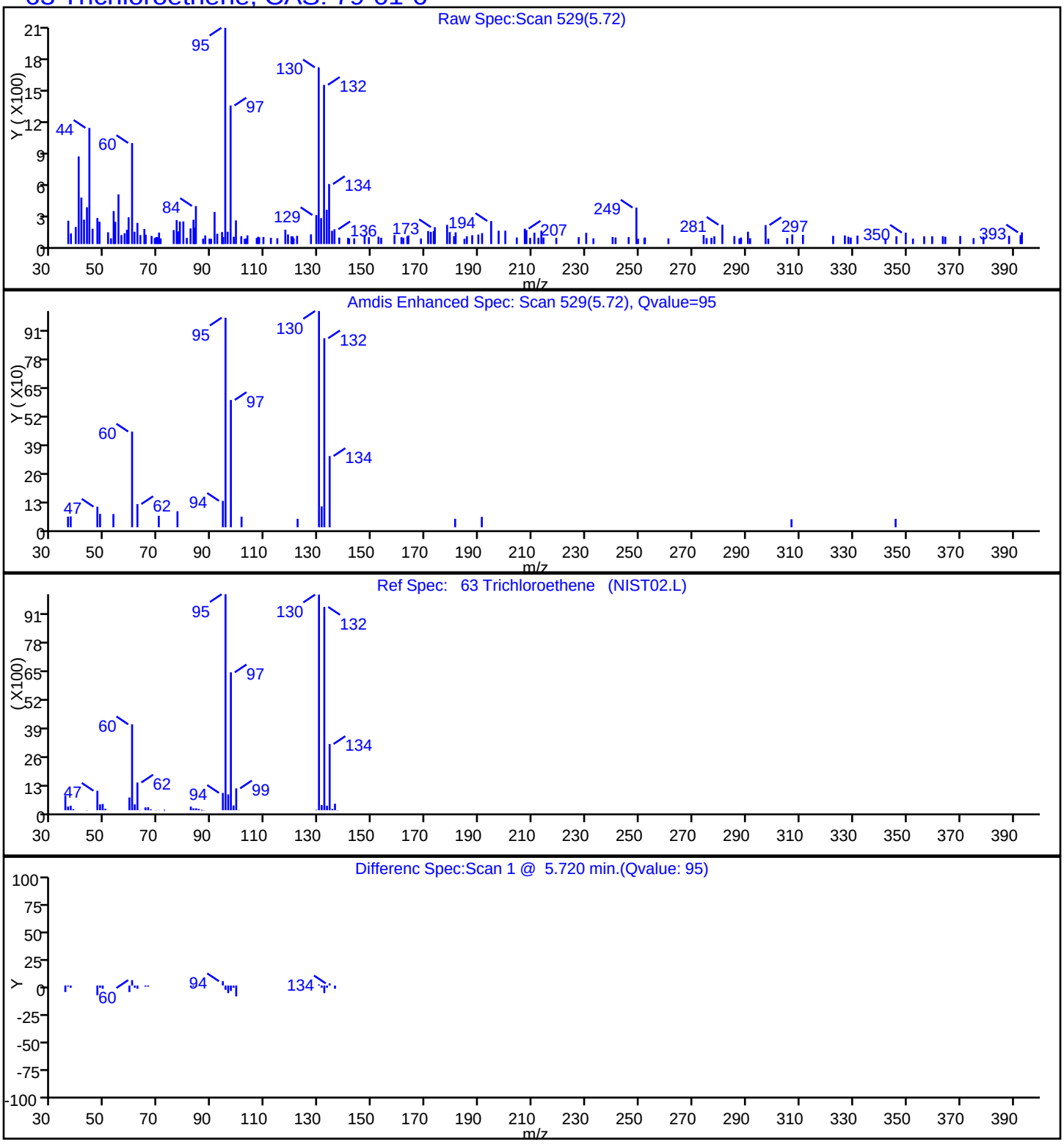

User Disabled Compound Report

TestAmerica Edison

Data File:	\\ChromNA\Edison\ChromData\CVOAMS6\20180309-68556.b\F60591.D		
Injection Date:	09-Mar-2018 12:36:30	Instrument ID:	CVOAMS6
Lims ID:	460-151079-A-16	Lab Sample ID:	460-151079-16
Client ID:	MW-506I		
Operator ID:		ALS Bottle#:	8 Worklist Smp#: 9
Purge Vol:	5.000 mL	Dil. Factor:	1.0000
Method:	8260624W6	Limit Group:	VOA - 8260C DKQP Water and Solid
Column:	Rtx-624 (0.25 mm)	Detector	MS SCAN

82 1,1,2-Trichloroethane, CAS: 79-00-5

Processing Results

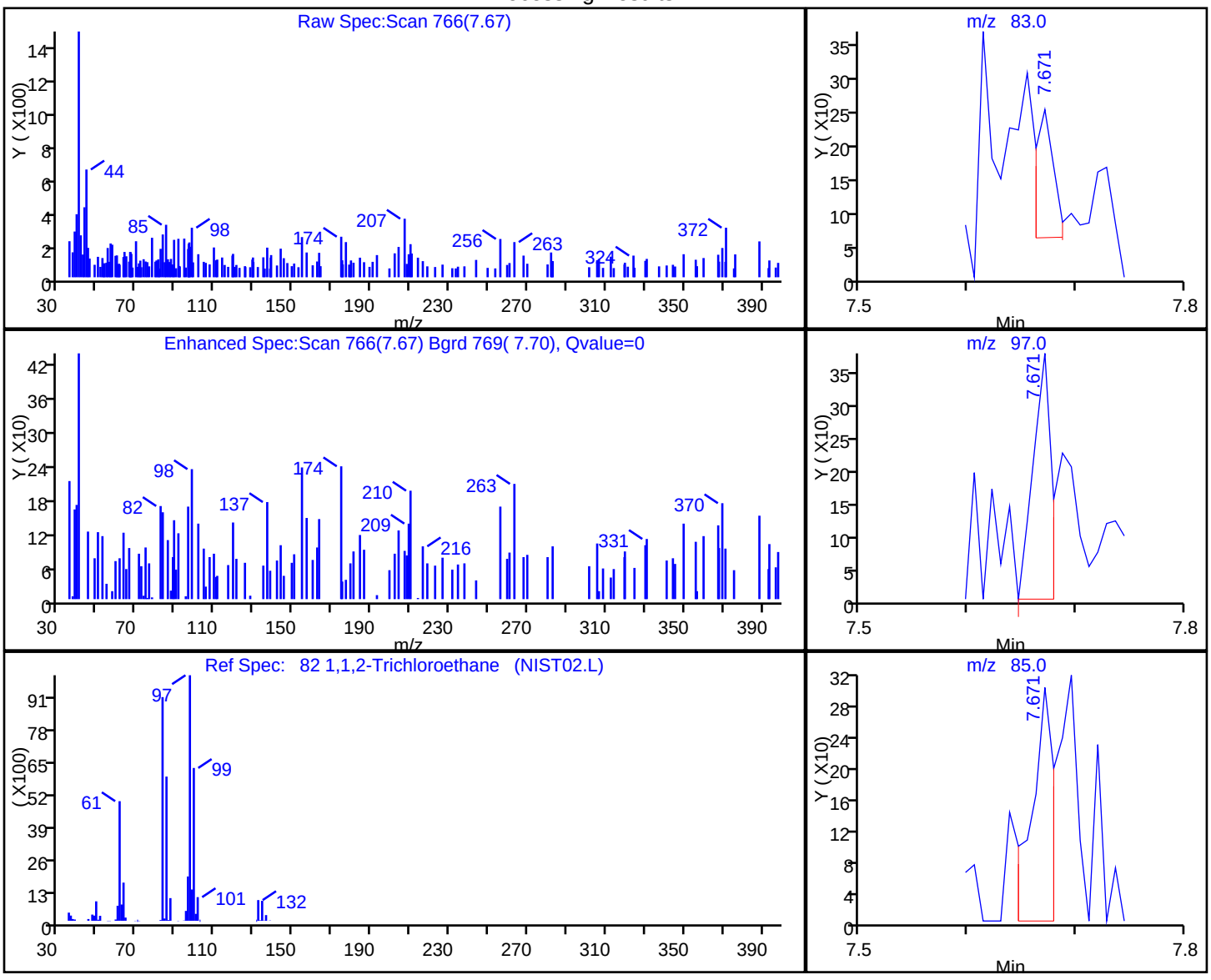

RT	Mass	Response	Amount
7.67	83.00	220	0.081559
7.67	97.00	444	
7.67	85.00	428	

Reviewer: delpolitov, 12-Mar-2018 17:39:24

Audit Action: Marked Compound Undetected Audit Reason: Invalid Compound ID

User Disabled Compound Report

TestAmerica Edison

Data File:	\\ChromNA\Edison\ChromData\CVOAMS6\20180309-68556.b\F60591.D		
Injection Date:	09-Mar-2018 12:36:30	Instrument ID:	CVOAMS6
Lims ID:	460-151079-A-16	Lab Sample ID:	460-151079-16
Client ID:	MW-506I		
Operator ID:		ALS Bottle#:	8 Worklist Smp#: 9
Purge Vol:	5.000 mL	Dil. Factor:	1.0000
Method:	8260624W6	Limit Group:	VOA - 8260C DKQP Water and Solid
Column:	Rtx-624 (0.25 mm)	Detector	MS SCAN

124 1,2-Dibromo-3-Chloropropane, CAS: 96-12-8

Processing Results

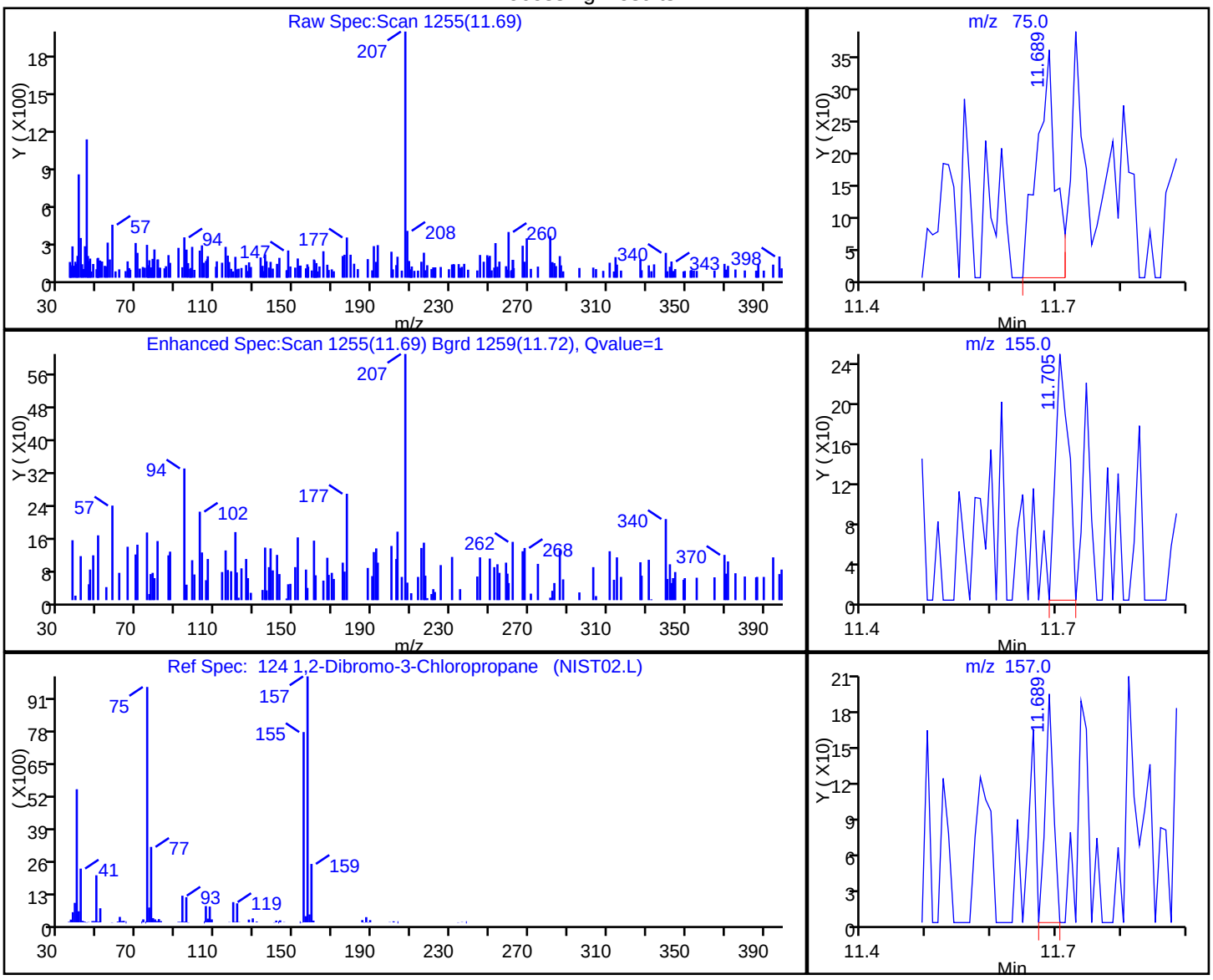

RT	Mass	Response	Amount
11.69	75.00	714	0.744843
11.71	155.00	343	
11.69	157.00	173	

Reviewer: delpolitov, 12-Mar-2018 17:39:24

Audit Action: Marked Compound Undetected Audit Reason: Invalid Compound ID

User Disabled Compound Report

TestAmerica Edison

Data File:	\\ChromNA\Edison\ChromData\CVOAMS6\20180309-68556.b\F60591.D		
Injection Date:	09-Mar-2018 12:36:30	Instrument ID:	CVOAMS6
Lims ID:	460-151079-A-16	Lab Sample ID:	460-151079-16
Client ID:	MW-506I		
Operator ID:		ALS Bottle#:	8 Worklist Smp#: 9
Purge Vol:	5.000 mL	Dil. Factor:	1.0000
Method:	8260624W6	Limit Group:	VOA - 8260C DKQP Water and Solid
Column:	Rtx-624 (0.25 mm)	Detector	MS SCAN

59 1,2-Dichloroethane, CAS: 107-06-2

Processing Results

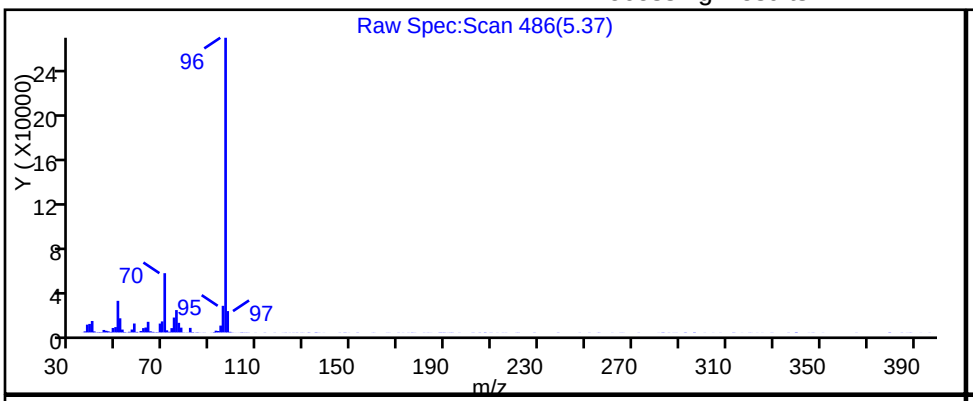

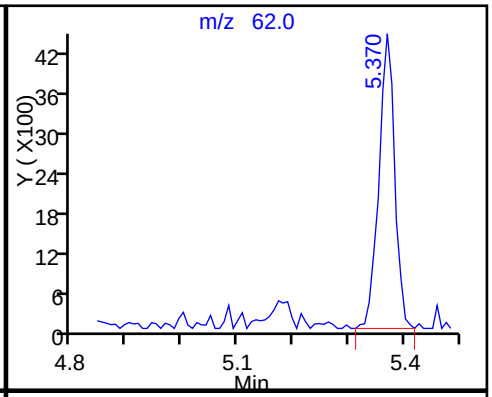

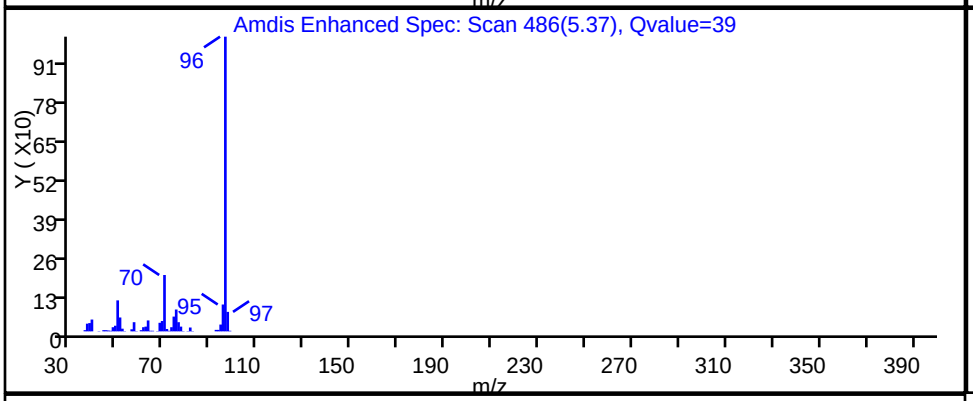

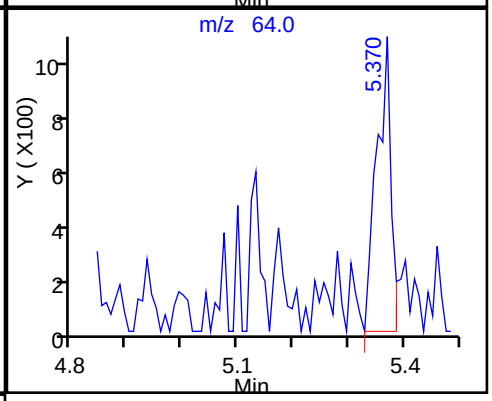

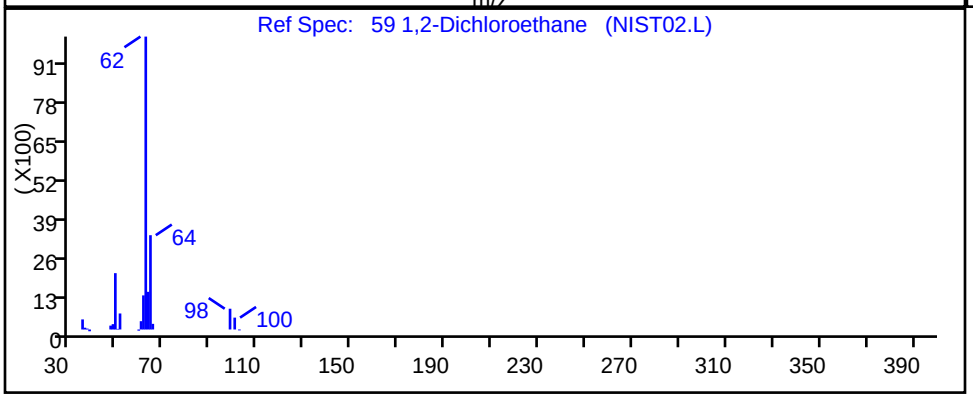

RT	Mass	Response	Amount
5.37	62.00	8839	1.840578
5.37	64.00	1832	

Reviewer: delpolitov, 12-Mar-2018 17:39:24

Audit Action: Marked Compound Undetected Audit Reason: Invalid Compound ID

User Disabled Compound Report

TestAmerica Edison

Data File:	\\ChromNA\Edison\ChromData\CVOAMS6\20180309-68556.b\F60591.D		
Injection Date:	09-Mar-2018 12:36:30	Instrument ID:	CVOAMS6
Lims ID:	460-151079-A-16	Lab Sample ID:	460-151079-16
Client ID:	MW-506I		
Operator ID:		ALS Bottle#:	8 Worklist Smp#: 9
Purge Vol:	5.000 mL	Dil. Factor:	1.0000
Method:	8260624W6	Limit Group:	VOA - 8260C DKQP Water and Solid
Column:	Rtx-624 (0.25 mm)	Detector	MS SCAN

69 1,4-Dioxane, CAS: 123-91-1

Processing Results

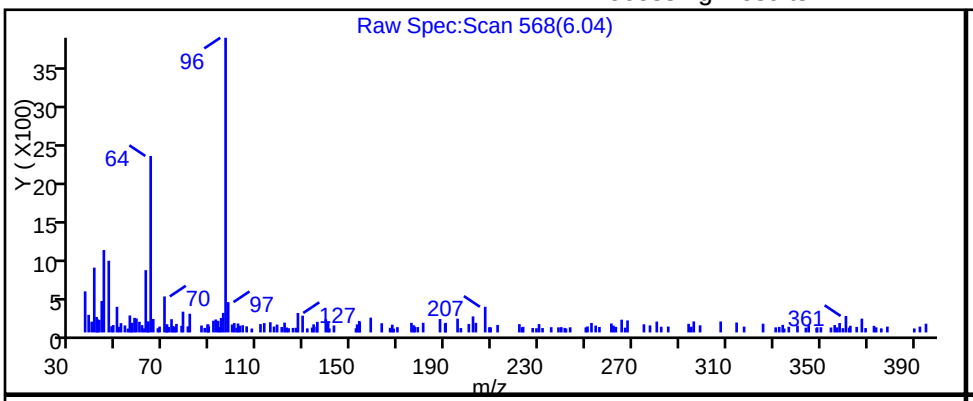

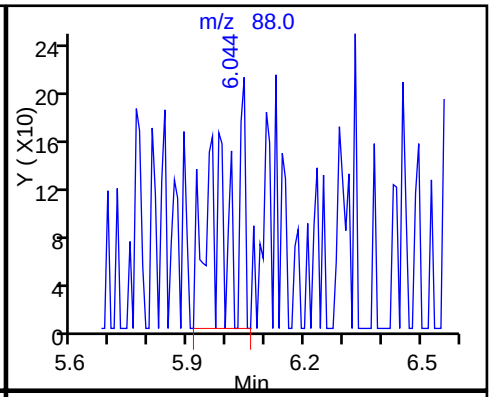

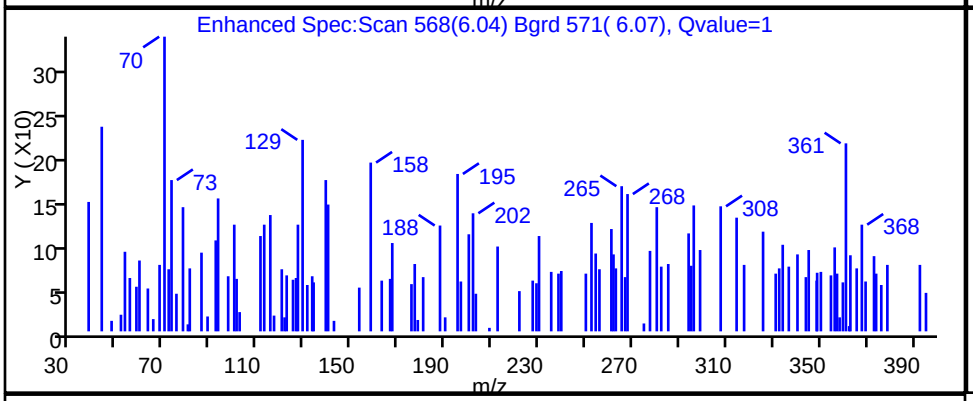

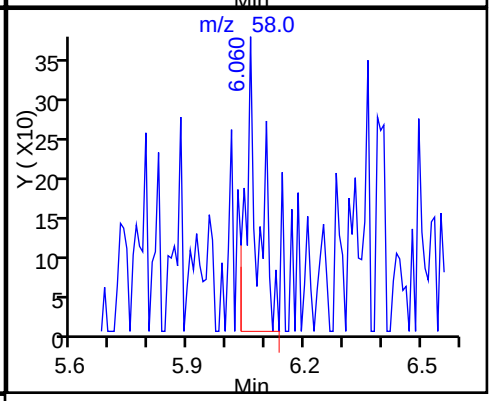

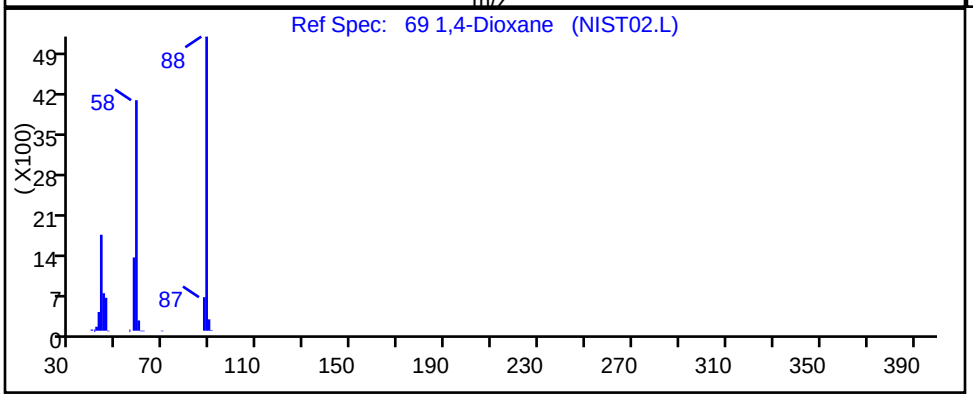

RT	Mass	Response	Amount
6.04	88.00	751	23.649486
6.06	58.00	789	

Reviewer: delpolitov, 12-Mar-2018 17:39:24

Audit Action: Marked Compound Undetected Audit Reason: Invalid Compound ID

User Disabled Compound Report

TestAmerica Edison

Data File:	\\ChromNA\Edison\ChromData\CVOAMS6\20180309-68556.b\F60591.D		
Injection Date:	09-Mar-2018 12:36:30	Instrument ID:	CVOAMS6
Lims ID:	460-151079-A-16	Lab Sample ID:	460-151079-16
Client ID:	MW-506I		
Operator ID:		ALS Bottle#:	8 Worklist Smp#: 9
Purge Vol:	5.000 mL	Dil. Factor:	1.0000
Method:	8260624W6	Limit Group:	VOA - 8260C DKQP Water and Solid
Column:	Rtx-624 (0.25 mm)	Detector	MS SCAN

41 2-Butanone (MEK), CAS: 78-93-3

Processing Results

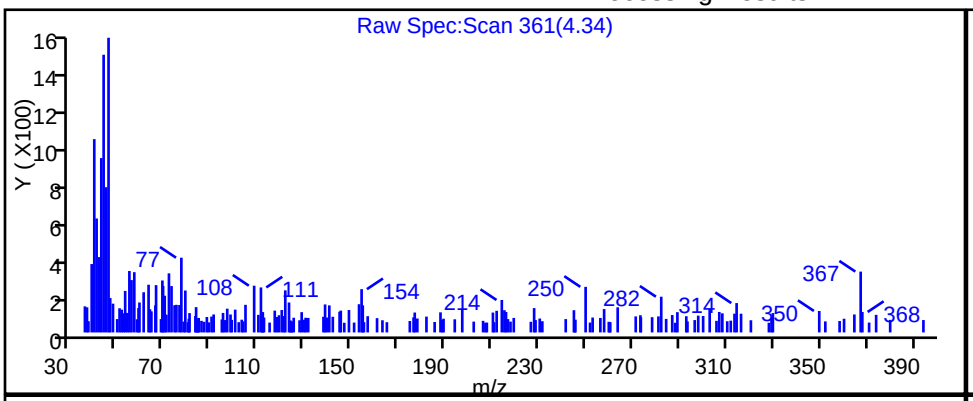

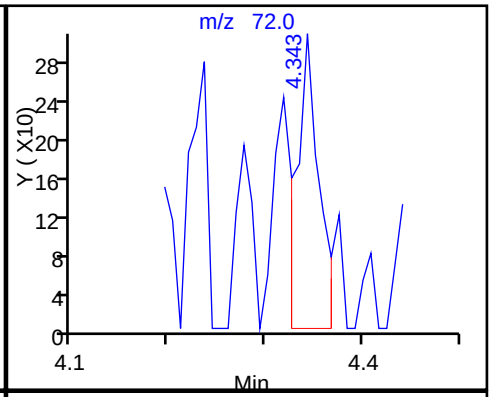

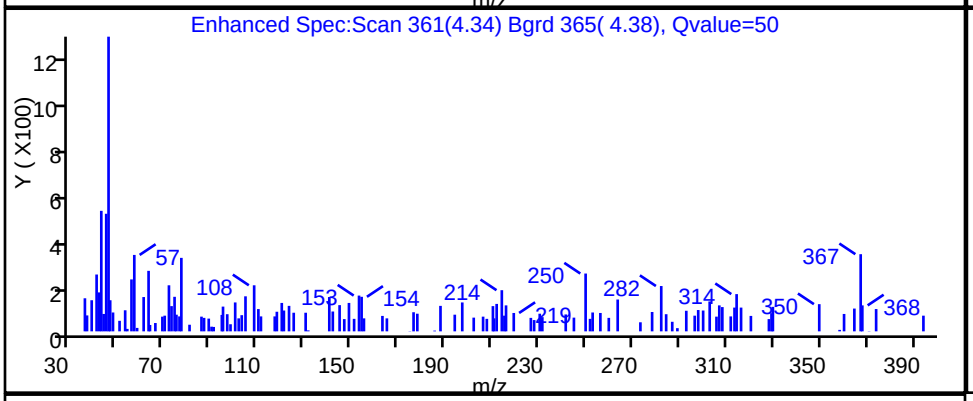

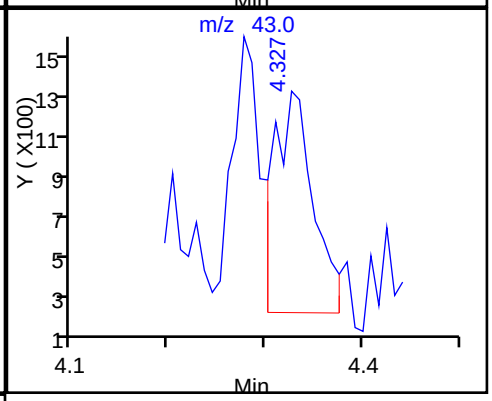

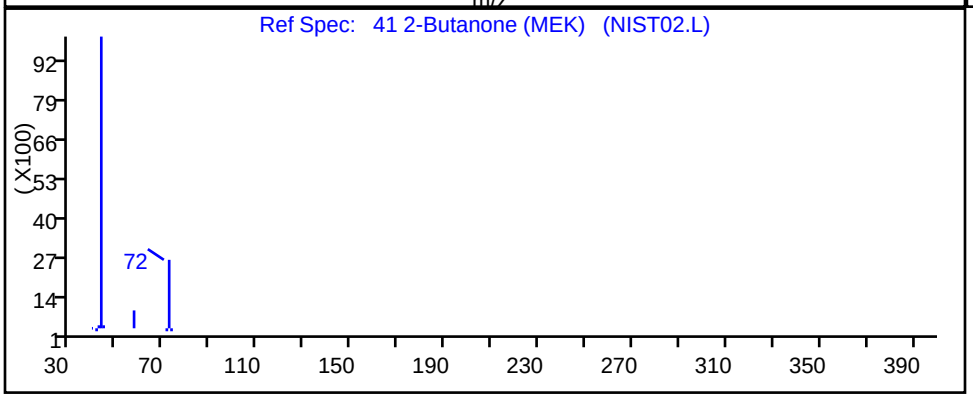

RT	Mass	Response	Amount
4.34	72.00	496	3.304407
4.33	43.00	3050	

Reviewer: delpolitov, 12-Mar-2018 17:39:24

Audit Action: Marked Compound Undetected Audit Reason: Invalid Compound ID

User Disabled Compound Report

TestAmerica Edison

Data File:	\\ChromNA\Edison\ChromData\CVOAMS6\20180309-68556.b\F60591.D		
Injection Date:	09-Mar-2018 12:36:30	Instrument ID:	CVOAMS6
Lims ID:	460-151079-A-16	Lab Sample ID:	460-151079-16
Client ID:	MW-506I		
Operator ID:		ALS Bottle#:	8 Worklist Smp#: 9
Purge Vol:	5.000 mL	Dil. Factor:	1.0000
Method:	8260624W6	Limit Group:	VOA - 8260C DKQP Water and Solid
Column:	Rtx-624 (0.25 mm)	Detector	MS SCAN

77 4-Methyl-2-pentanone (MIBK), CAS: 108-10-1

Processing Results

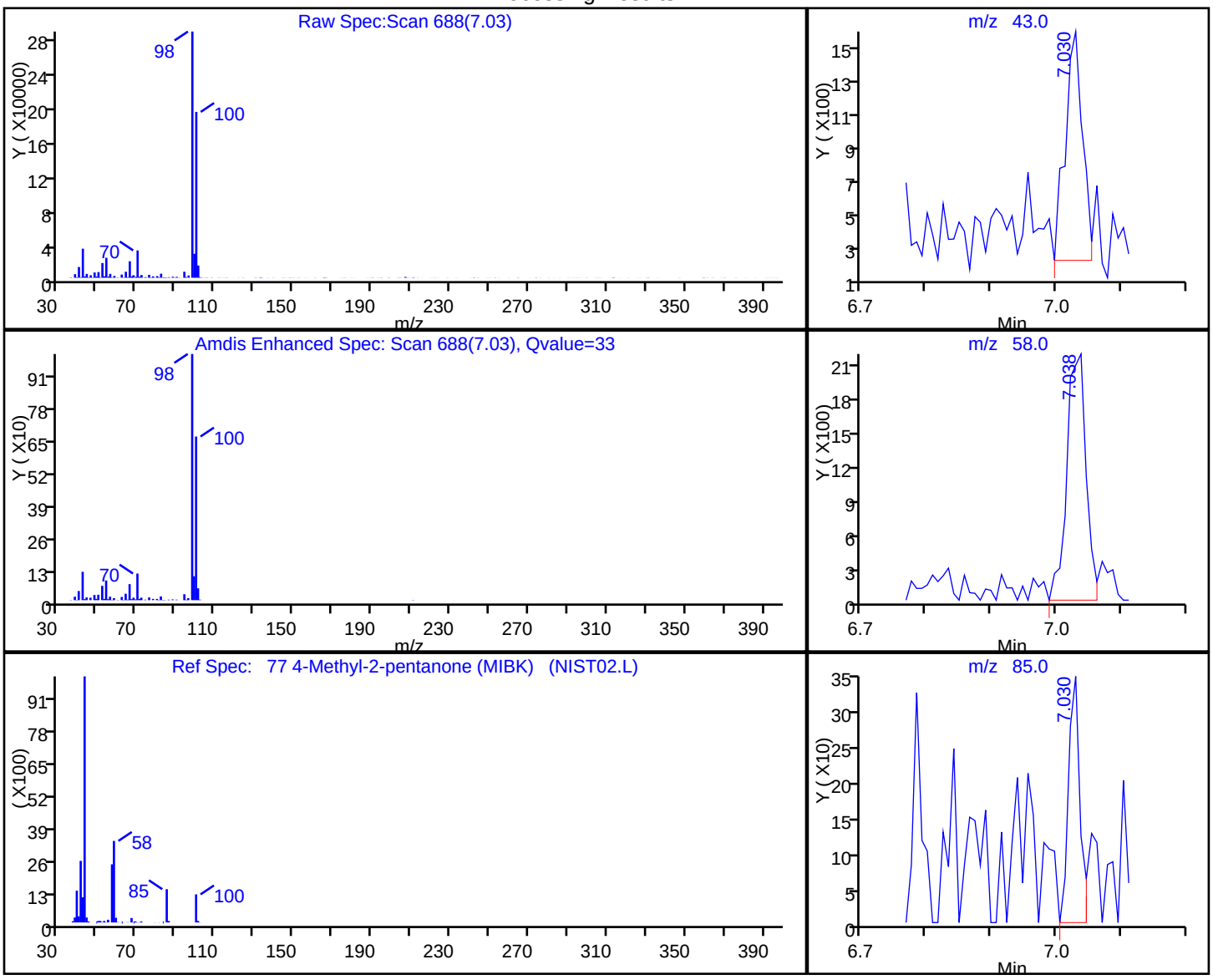

RT	Mass	Response	Amount
7.03	43.00	2435	0.928158
7.04	58.00	4498	
7.03	85.00	431	
7.03	100.00	369324	

Reviewer: delpolitov, 12-Mar-2018 17:39:24

Audit Action: Marked Compound Undetected Audit Reason: Invalid Compound ID

User Disabled Compound Report

TestAmerica Edison

Data File:	\\ChromNA\Edison\ChromData\CVOAMS6\20180309-68556.b\F60591.D		
Injection Date:	09-Mar-2018 12:36:30	Instrument ID:	CVOAMS6
Lims ID:	460-151079-A-16	Lab Sample ID:	460-151079-16
Client ID:	MW-506I		
Operator ID:		ALS Bottle#:	8 Worklist Smp#: 9
Purge Vol:	5.000 mL	Dil. Factor:	1.0000
Method:	8260624W6	Limit Group:	VOA - 8260C DKQP Water and Solid
Column:	Rtx-624 (0.25 mm)	Detector	MS SCAN

18 Acetone, CAS: 67-64-1

Processing Results

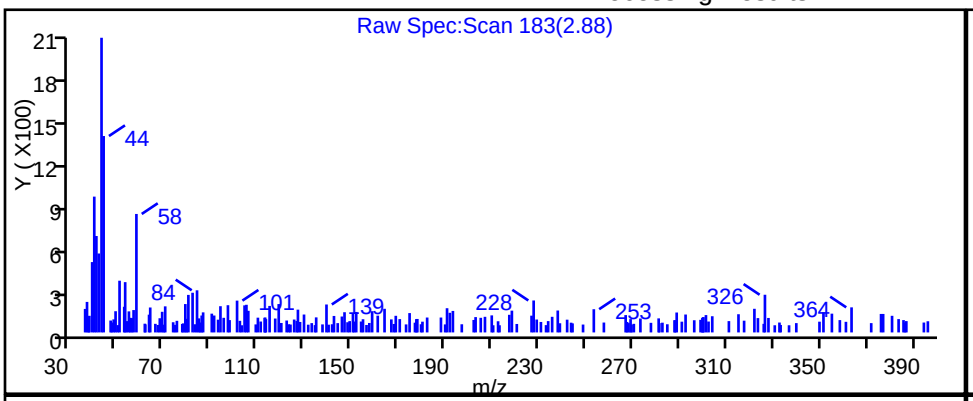

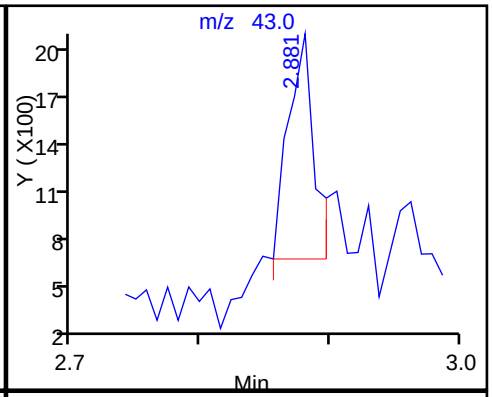

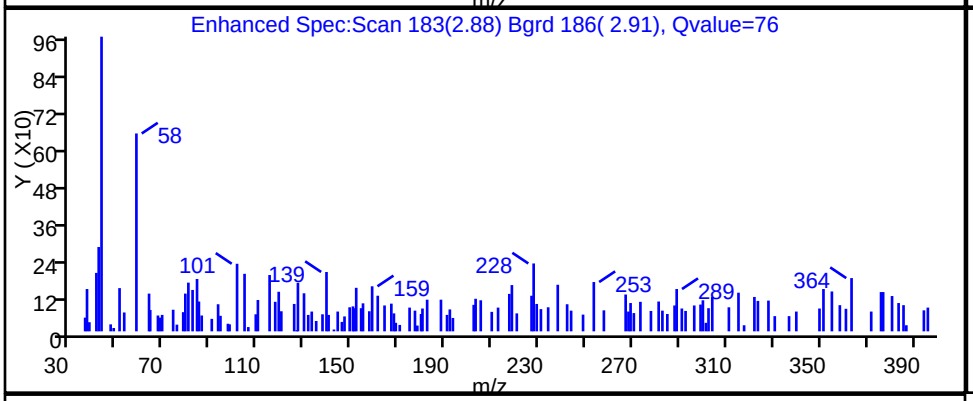

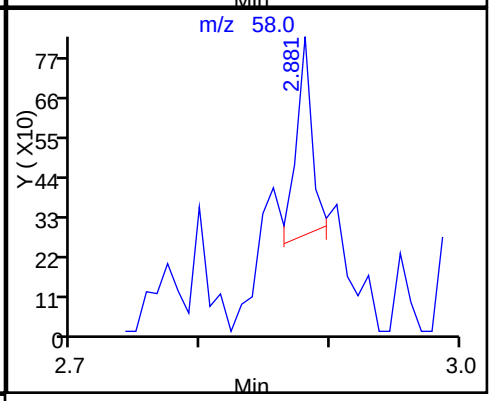

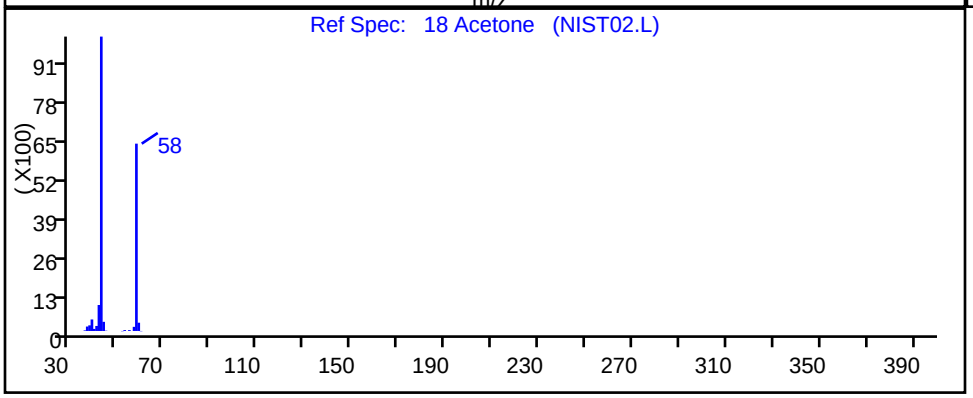

RT	Mass	Response	Amount
2.88	43.00	1938	2.053092
2.88	58.00	469	

Reviewer: delpolitov, 12-Mar-2018 17:39:24

Audit Action: Marked Compound Undetected Audit Reason: Invalid Compound ID

User Disabled Compound Report

TestAmerica Edison

Data File:	\\ChromNA\Edison\ChromData\CVOAMS6\20180309-68556.b\F60591.D		
Injection Date:	09-Mar-2018 12:36:30	Instrument ID:	CVOAMS6
Lims ID:	460-151079-A-16	Lab Sample ID:	460-151079-16
Client ID:	MW-506I		
Operator ID:		ALS Bottle#:	8 Worklist Smp#: 9
Purge Vol:	5.000 mL	Dil. Factor:	1.0000
Method:	8260624W6	Limit Group:	VOA - 8260C DKQP Water and Solid
Column:	Rtx-624 (0.25 mm)	Detector	MS SCAN

6 Bromomethane, CAS: 74-83-9

Processing Results

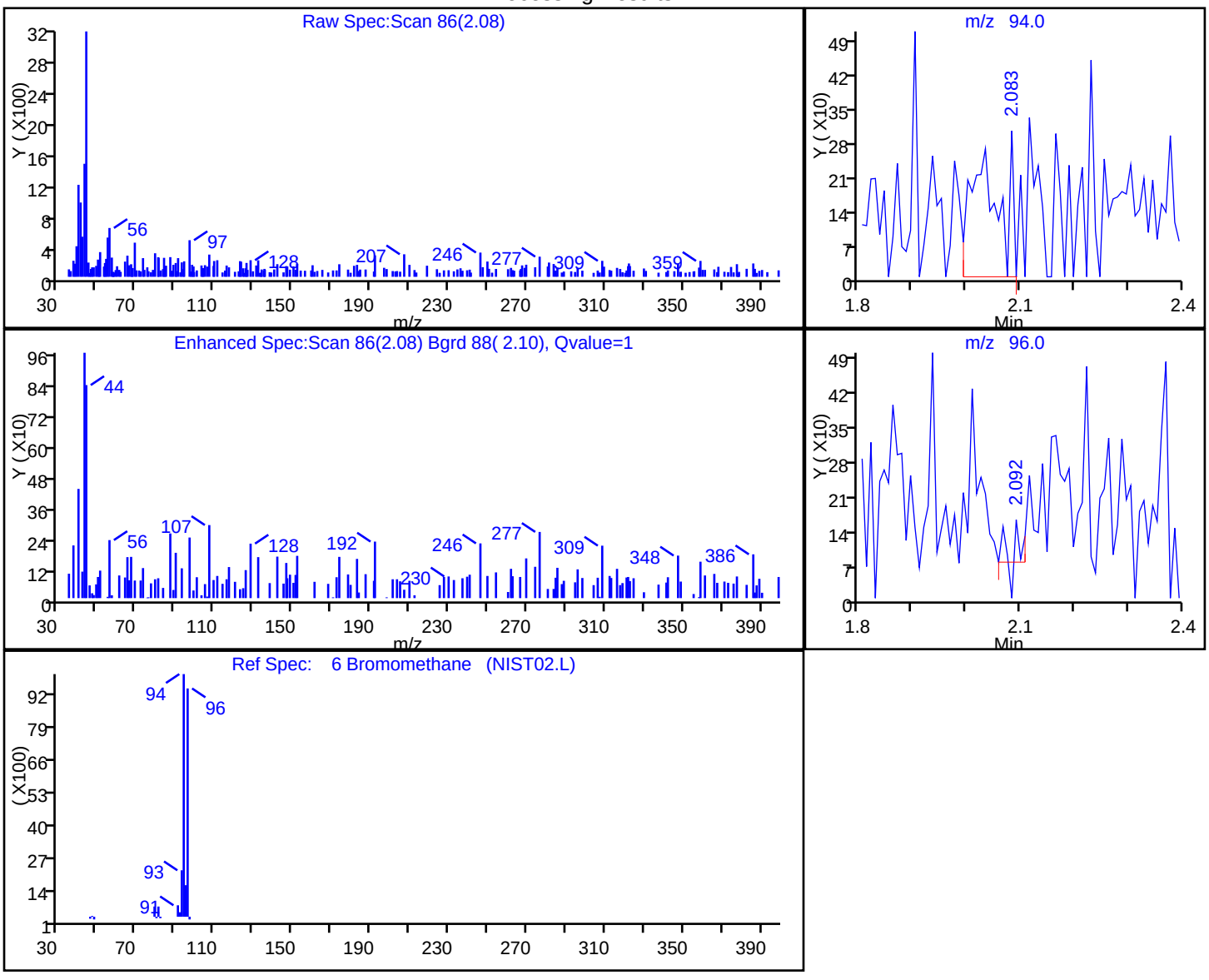

RT	Mass	Response	Amount
2.08	94.00	982	0.358947
2.09	96.00	78	

Reviewer: delpolitov, 12-Mar-2018 17:39:24

Audit Action: Marked Compound Undetected Audit Reason: Invalid Compound ID

FORM I
GC/MS VOA ORGANICS ANALYSIS DATA SHEET

Lab Name: TestAmerica Edison | Job No.: 460-151079-1

SDG No.:

Client Sample ID: MW-507S | Lab Sample ID: 460-151079-17

Matrix: Water | Lab File ID: F60592.D

Analysis Method: 8260C | Date Collected: 02/27/2018 09:00

Sample wt/vol: 5(mL) | Date Analyzed: 03/09/2018 12:59

Soil Aliquot Vol: | Dilution Factor: 1

Soil Extract Vol.: | GC Column: Rtx-624 ID: 0.25(mm)

% Moisture: | Level: (low/med) Low

Analysis Batch No.: 502418 | Units: ug/L

CAS NO.	COMPOUND NAME	RESULT	Q	RL	MDL
71-55-6	1,1,1-Trichloroethane	0.28	U	1.0	0.28
79-34-5	1,1,2,2-Tetrachloroethane	0.19	U	1.0	0.19
79-00-5	1,1,2-Trichloroethane	0.080	U	1.0	0.080
75-34-3	1,1-Dichloroethane	0.24	U	1.0	0.24
75-35-4	1,1-Dichloroethene	0.34	U	1.0	0.34
87-61-6	1,2,3-Trichlorobenzene	0.35	U	1.0	0.35
120-82-1	1,2,4-Trichlorobenzene	0.27	U	1.0	0.27
96-12-8	1,2-Dibromo-3-Chloropropane	0.23	U	1.0	0.23
106-93-4	1,2-Dibromoethane	0.19	U	1.0	0.19
95-50-1	1,2-Dichlorobenzene	0.22	U	1.0	0.22
107-06-2	1,2-Dichloroethane	0.25	U	1.0	0.25
78-87-5	1,2-Dichloropropane	0.18	U	1.0	0.18
541-73-1	1,3-Dichlorobenzene	0.33	U	1.0	0.33
106-46-7	1,4-Dichlorobenzene	0.33	U	1.0	0.33
123-91-1	1,4-Dioxane	8.7	U	50	8.7
78-93-3	2-Butanone	2.2	U	5.0	2.2
591-78-6	2-Hexanone	0.72	U	5.0	0.72
108-10-1	4-Methyl-2-pentanone	0.63	U	5.0	0.63
67-64-1	Acetone	1.1	U	5.0	1.1
71-43-2	Benzene	0.090	U	1.0	0.090
74-97-5	Bromochloromethane	0.30	U	1.0	0.30
75-27-4	Bromodichloromethane	0.15	U	1.0	0.15
75-25-2	Bromoform	0.18	U	1.0	0.18
74-83-9	Bromomethane	0.18	U	1.0	0.18
75-15-0	Carbon disulfide	0.22	U	1.0	0.22
56-23-5	Carbon tetrachloride	0.33	U	1.0	0.33
108-90-7	Chlorobenzene	0.24	U	1.0	0.24
75-00-3	Chloroethane	0.37	U	1.0	0.37
67-66-3	Chloroform	0.80	J	1.0	0.22
74-87-3	Chloromethane	0.22	U	1.0	0.22
156-59-2	cis-1,2-Dichloroethene	0.26	U	1.0	0.26
10061-01-5	cis-1,3-Dichloropropene	0.16	U	1.0	0.16
110-82-7	Cyclohexane	0.26	U	1.0	0.26
124-48-1	Dibromochloromethane	0.22	U	1.0	0.22
75-71-8	Dichlorodifluoromethane	0.14	U	1.0	0.14
100-41-4	Ethylbenzene	0.30	U	1.0	0.30

FORM I
GC/MS VOA ORGANICS ANALYSIS DATA SHEET

Lab Name: TestAmerica Edison | Job No.: 460-151079-1

SDG No.:

Client Sample ID: MW-507S | Lab Sample ID: 460-151079-17

Matrix: Water | Lab File ID: F60592.D

Analysis Method: 8260C | Date Collected: 02/27/2018 09:00

Sample wt/vol: 5(mL) | Date Analyzed: 03/09/2018 12:59

Soil Aliquot Vol: | Dilution Factor: 1

Soil Extract Vol.: | GC Column: Rtx-624 ID: 0.25(mm)

% Moisture: | Level: (low/med) Low

Analysis Batch No.: 502418 | Units: ug/L

CAS NO.	COMPOUND NAME	RESULT	Q	RL	MDL
76-13-1	Freon TF	0.34	U	1.0	0.34
98-82-8	Isopropylbenzene	0.32	U	1.0	0.32
179601-23-1	m&p-Xylene	0.28	U	1.0	0.28
79-20-9	Methyl acetate	0.58	U	5.0	0.58
108-87-2	Methylcyclohexane	0.22	U	1.0	0.22
75-09-2	Methylene Chloride	0.57	J	1.0	0.21
1634-04-4	MTBE	0.13	U	1.0	0.13
95-47-6	o-Xylene	0.32	U	1.0	0.32
100-42-5	Styrene	0.17	U	1.0	0.17
127-18-4	Tetrachloroethene	0.12	U	1.0	0.12
108-88-3	Toluene	0.25	U	1.0	0.25
156-60-5	trans-1,2-Dichloroethene	0.18	U	1.0	0.18
10061-02-6	trans-1,3-Dichloropropene	0.19	U	1.0	0.19
79-01-6	Trichloroethene	0.72	J	1.0	0.22
75-69-4	Trichlorofluoromethane	0.15	U	1.0	0.15
75-01-4	Vinyl chloride	0.060	U	1.0	0.060

CAS NO.	SURROGATE	%REC	Q	LIMITS
17060-07-0	1,2-Dichloroethane-d4 (Surr)	97		70-130
460-00-4	Bromofluorobenzene	103		70-130
1868-53-7	Dibromofluoromethane (Surr)	104		70-130
2037-26-5	Toluene-d8 (Surr)	96		70-130

FORM I
GC/MS VOA ORGANICS ANALYSIS DATA SHEET
TENTATIVELY IDENTIFIED COMPOUNDS

Lab Name: TestAmerica Edison Job No.: 460-151079-1

SDG No.:

Client Sample ID: MW-507S Lab Sample ID: 460-151079-17

Matrix: Water Lab File ID: F60592.D

Analysis Method: 8260C Date Collected: 02/27/2018 09:00

Sample wt/vol: 5(mL) Date Analyzed: 03/09/2018 12:59

Soil Aliquot Vol: Dilution Factor: 1

Soil Extract Vol.: GC Column: Rtx-624 ID: 0.25(mm)

% Moisture: Level: (low/med) Low

Analysis Batch No.: 502418 Units: ug/L

Number TICs Found: 0 TIC Result Total: 0

CAS NO.	COMPOUND NAME	RT	RESULT	Q	MATCH QUALITY
	Tentatively Identified Compound		None		

TestAmerica Edison
Target Compound Quantitation Report

Data File: \\ChromNA\Edison\ChromData\CVOAMS6\20180309-68556.b\F60592.D
Lims ID: 460-151079-A-17
Client ID: MW-507S
Sample Type: Client
Inject. Date: 09-Mar-2018 12:59:30 ALS Bottle#: 9 Worklist Smp#: 10
Purge Vol: 5.000 mL Dil. Factor: 1.0000
Sample Info: 460-151079-A-17
Misc. Info.: 460-0068556-010
Operator ID: Instrument ID: CVOAMS6

Method: \\ChromNA\Edison\ChromData\CVOAMS6\20180309-68556.b\8260624W6.m
Limit Group: VOA - 8260C DKQP Water and Solid
Last Update: 12-Mar-2018 17:40:10 Calib Date: 09-Mar-2018 04:49:30
Integrator: RTE ID Type: Deconvolution ID
Quant Method: Internal Standard Quant By: Initial Calibration
Last ICal File: \\ChromNA\Edison\ChromData\CVOAMS6\20180309-68530.b\F60575.D

Column 1 : Rtx-624 (0.25 mm) Det: MS SCAN
Process Host: XAWRK008

First Level Reviewer: delpolitov Date: 12-Mar-2018 17:40:10

Compound	Sig	RT (min.)	Exp RT (min.)	Dlt RT (min.)	Q	Response	OnCol Amt ug/l	Flags
* 26 TBA-d9 (IS)	65	3.217	3.209	0.008	0	267763	1000.0	
27 Methylene Chloride	84	3.234	3.217	0.017	32	2347	0.5653	
* 38 2-Butanone-d5	46	4.269	4.261	0.008	0	247016	250.0	
48 Chloroform	83	4.590	4.581	0.009	96	5137	0.7966	
$ 51 Dibromofluoromethane (Surr	113	4.746	4.738	0.008	97	166937	51.9	
$ 56 1,2-Dichloroethane-d4 (Sur	65	5.099	5.091	0.008	0	165897	48.5	
* 61 Fluorobenzene	96	5.362	5.362	0.000	99	555159	50.0	
63 Trichloroethene	95	5.724	5.707	0.017	93	2706	0.7241	
* 67 1,4-Dioxane-d8	96	6.060	6.052	0.008	0	27776	1000.0	
$ 78 Toluene-d8 (Surr)	98	7.030	7.022	0.008	99	540379	48.2	
* 89 Chlorobenzene-d5	117	8.821	8.813	0.008	85	462086	50.0	
$ 100 4-Bromofluorobenzene	174	10.070	10.070	0.000	95	228622	51.3	
* 116 1,4-Dichlorobenzene-d4	152	10.941	10.941	0.000	94	306430	50.0	

Reagents:

VOA6IS/SURR_00009 Amount Added: 5.00 Units: uL Run Reagent

Report Date: 12-Mar-2018 17:40:12 Chrom Revision: 2.2 08-Feb-2018 13:38:42

TestAmerica Edison

Data File: \\ChromNA\Edison\ChromData\CVOAMS6\20180309-68556.b\F60592.D

Injection Date:	09-Mar-2018 12:59:30	Instrument ID:	CVOAMS6	Operator ID:	
Lims ID:	460-151079-A-17	Lab Sample ID:	460-151079-17	Worklist Smp#:	10
Client ID:	MW-507S				
Purge Vol:	5.000 mL	Dil. Factor:	1.0000	ALS Bottle#:	9
Method:	8260624W6	Limit Group:	VOA - 8260C DKQP Water and Solid		

Column: Rtx-624 (0.25 mm)

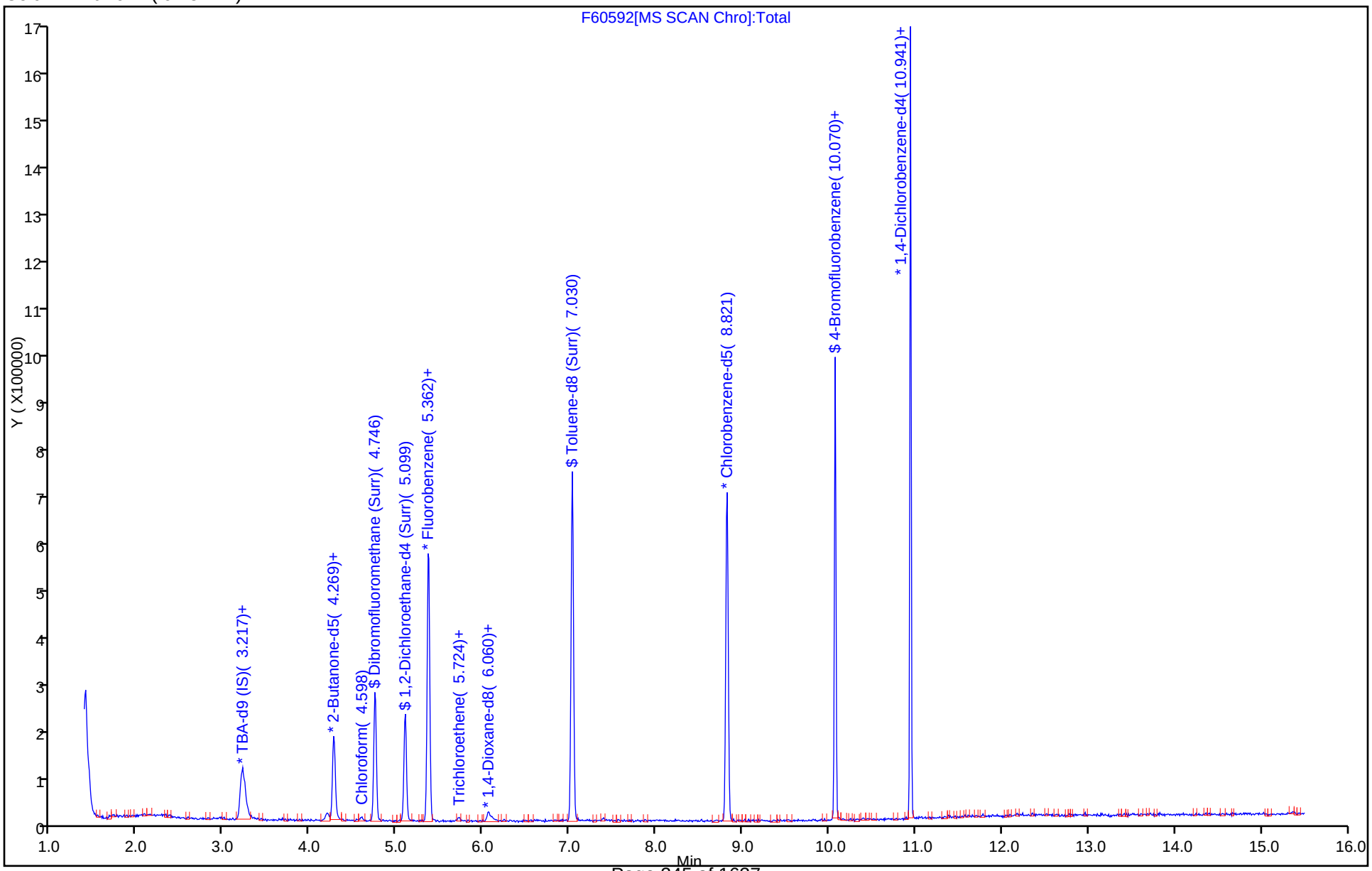

Report Date: 12-Mar-2018 17:40:12 Chrom Revision: 2.2 08-Feb-2018 13:38:42

TestAmerica Edison

Data File: \\ChromNA\Edison\ChromData\CVOAMS6\20180309-68556.b\F60592.D

Injection Date:	09-Mar-2018 12:59:30	Instrument ID:	CVOAMS6
Lims ID:	460-151079-A-17	Lab Sample ID:	460-151079-17
Client ID:	MW-507S		
Operator ID:		ALS Bottle#:	9 Worklist Smp#: 10
Purge Vol:	5.000 mL	Dil. Factor:	1.0000
Method:	8260624W6	Limit Group:	VOA - 8260C DKQP Water and Solid
Column:	Rtx-624 (0.25 mm)	Detector	MS SCAN

48 Chloroform, CAS: 67-66-3

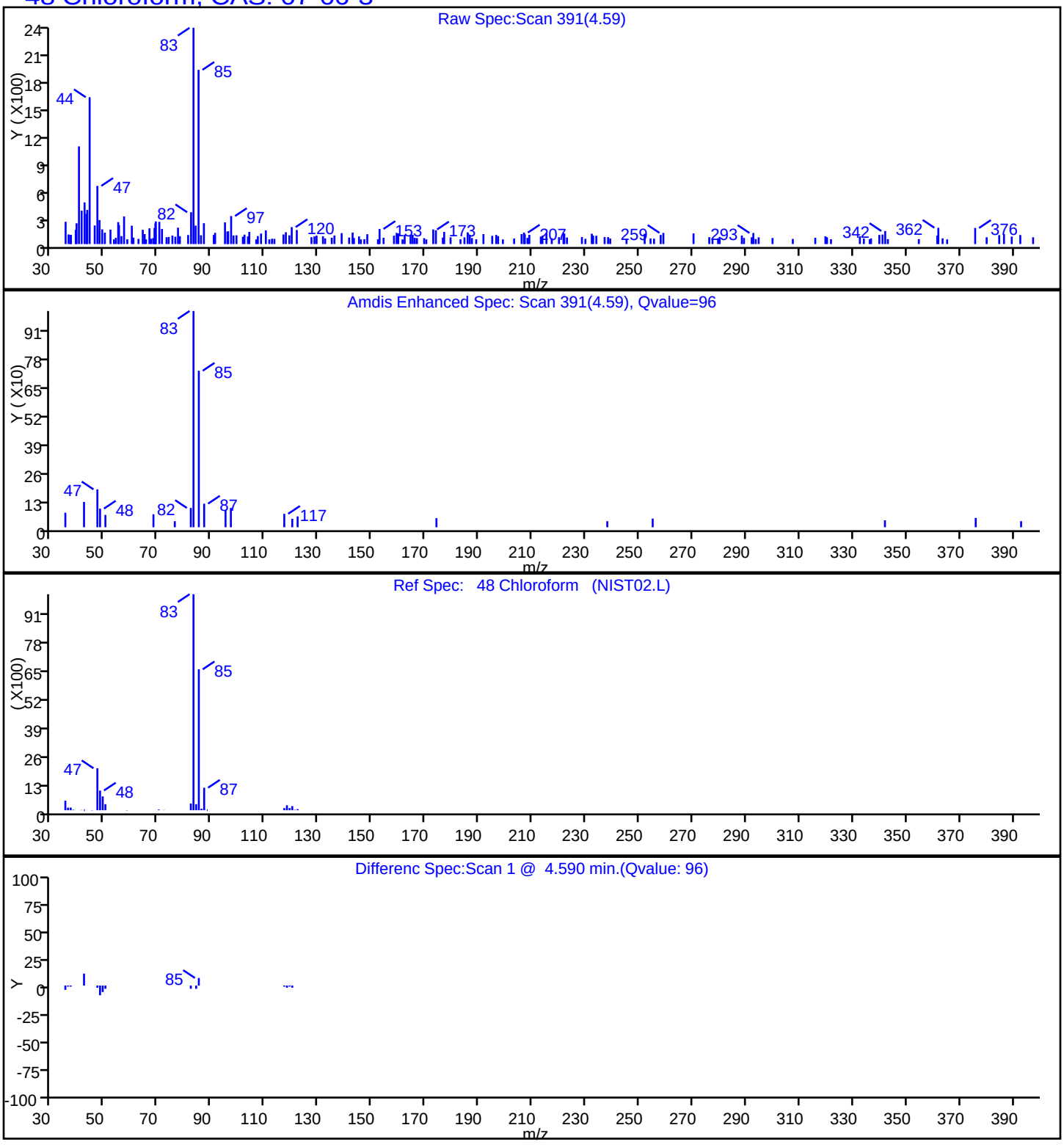

Report Date: 12-Mar-2018 17:40:12 Chrom Revision: 2.2 08-Feb-2018 13:38:42

TestAmerica Edison

Data File: \\ChromNA\Edison\ChromData\CVOAMS6\20180309-68556.b\F60592.D

Injection Date:	09-Mar-2018 12:59:30	Instrument ID:	CVOAMS6		
Lims ID:	460-151079-A-17	Lab Sample ID:	460-151079-17		
Client ID:	MW-507S				
Operator ID:		ALS Bottle#:	9	Worklist Smp#:	10
Purge Vol:	5.000 mL	Dil. Factor:	1.0000		
Method:	8260624W6	Limit Group:	VOA - 8260C DKQP Water and Solid		
Column:	Rtx-624 (0.25 mm)	Detector	MS SCAN		

27 Methylene Chloride, CAS: 75-09-2

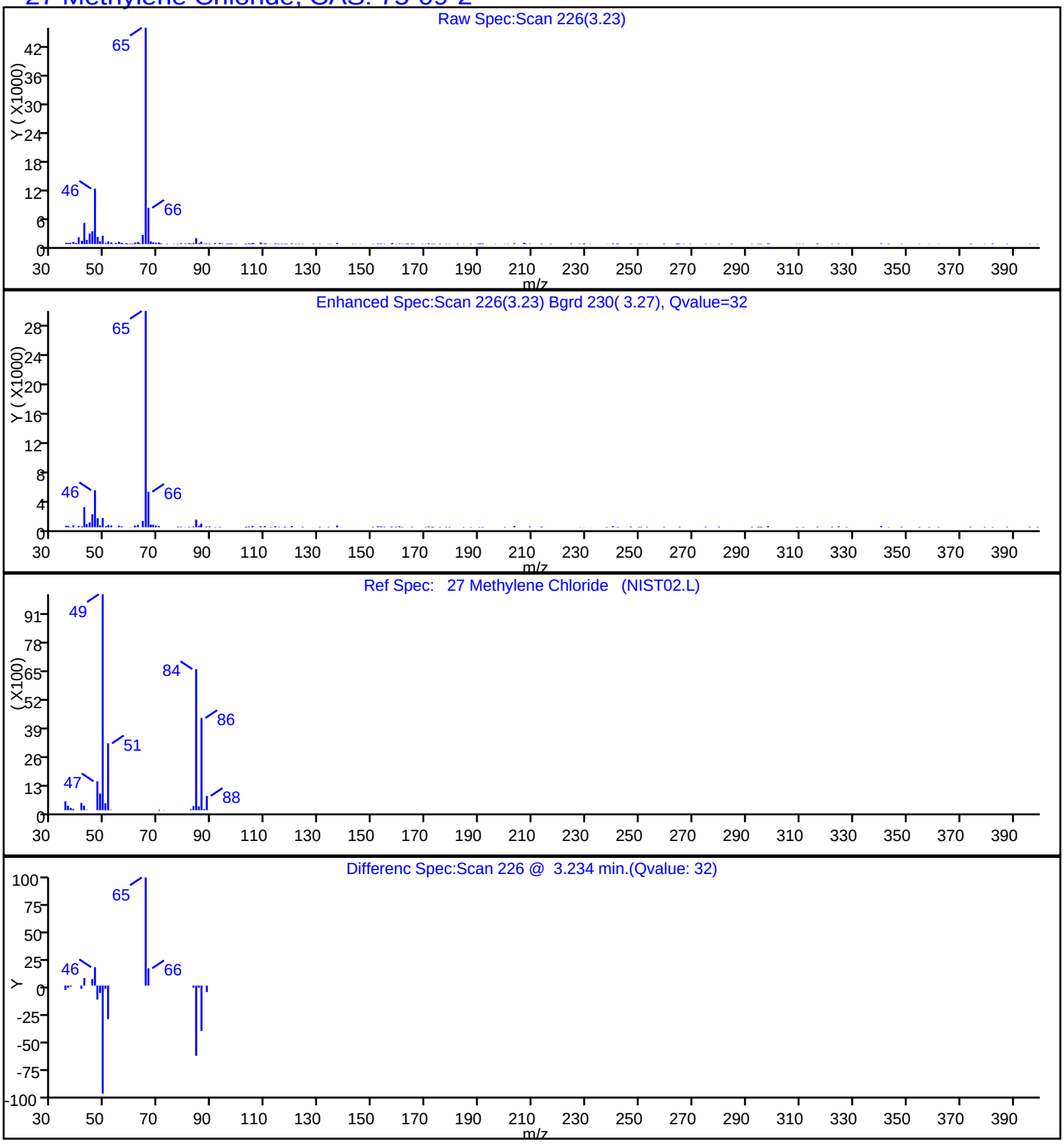

Report Date: 12-Mar-2018 17:40:12 Chrom Revision: 2.2 08-Feb-2018 13:38:42

TestAmerica Edison

Data File: \\ChromNA\Edison\ChromData\CVOAMS6\20180309-68556.b\F60592.D

Injection Date:	09-Mar-2018 12:59:30	Instrument ID:	CVOAMS6
Lims ID:	460-151079-A-17	Lab Sample ID:	460-151079-17
Client ID:	MW-507S		
Operator ID:		ALS Bottle#:	9 Worklist Smp#: 10
Purge Vol:	5.000 mL	Dil. Factor:	1.0000
Method:	8260624W6	Limit Group:	VOA - 8260C DKQP Water and Solid
Column:	Rtx-624 (0.25 mm)	Detector	MS SCAN

63 Trichloroethene, CAS: 79-01-6

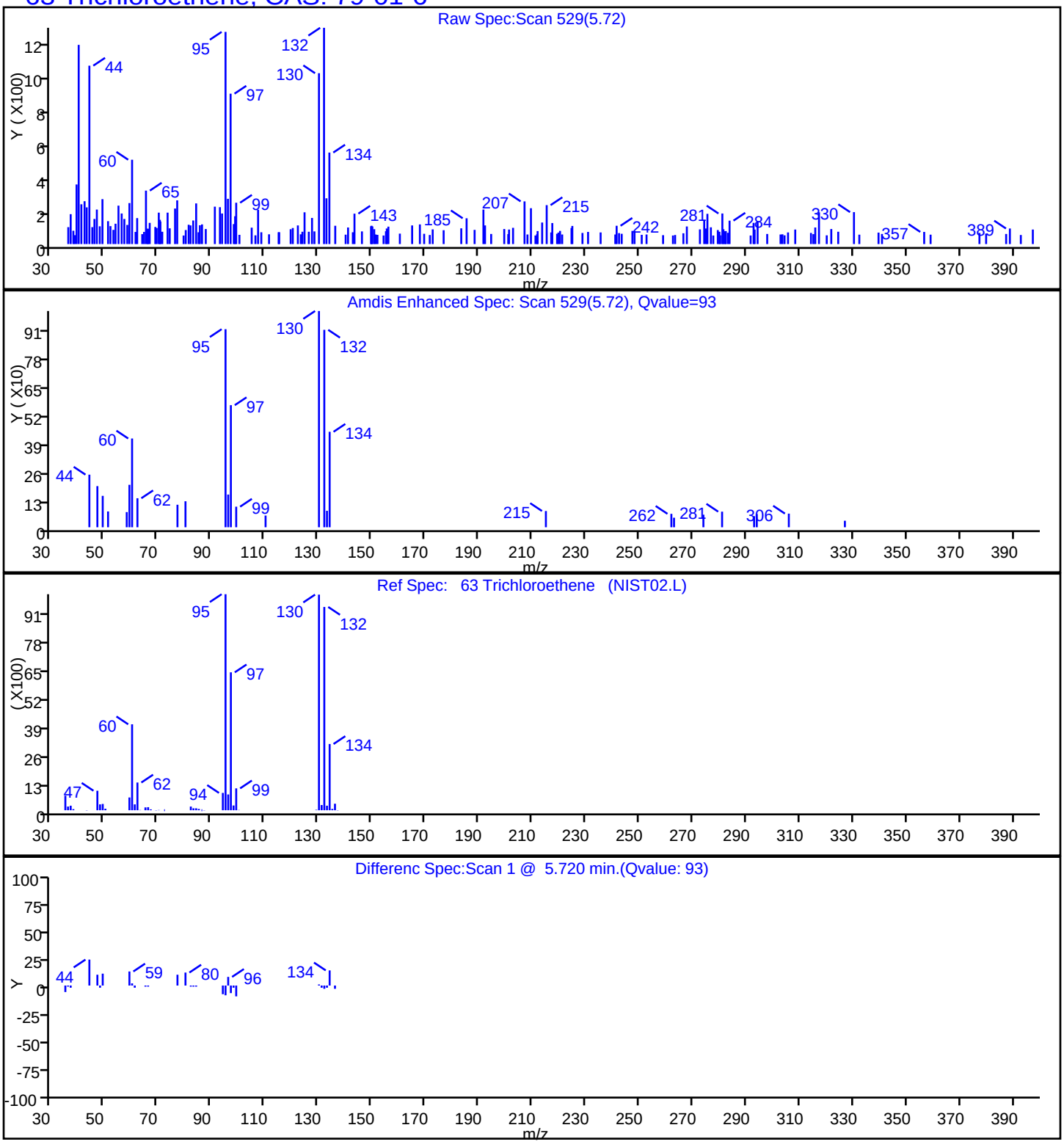

User Disabled Compound Report

TestAmerica Edison

Data File:	\\ChromNA\Edison\ChromData\CVOAMS6\20180309-68556.b\F60592.D		
Injection Date:	09-Mar-2018 12:59:30	Instrument ID:	CVOAMS6
Lims ID:	460-151079-A-17	Lab Sample ID:	460-151079-17
Client ID:	MW-507S		
Operator ID:		ALS Bottle#:	9 Worklist Smp#: 10
Purge Vol:	5.000 mL	Dil. Factor:	1.0000
Method:	8260624W6	Limit Group:	VOA - 8260C DKQP Water and Solid
Column:	Rtx-624 (0.25 mm)	Detector	MS SCAN

82 1,1,2-Trichloroethane, CAS: 79-00-5

Processing Results

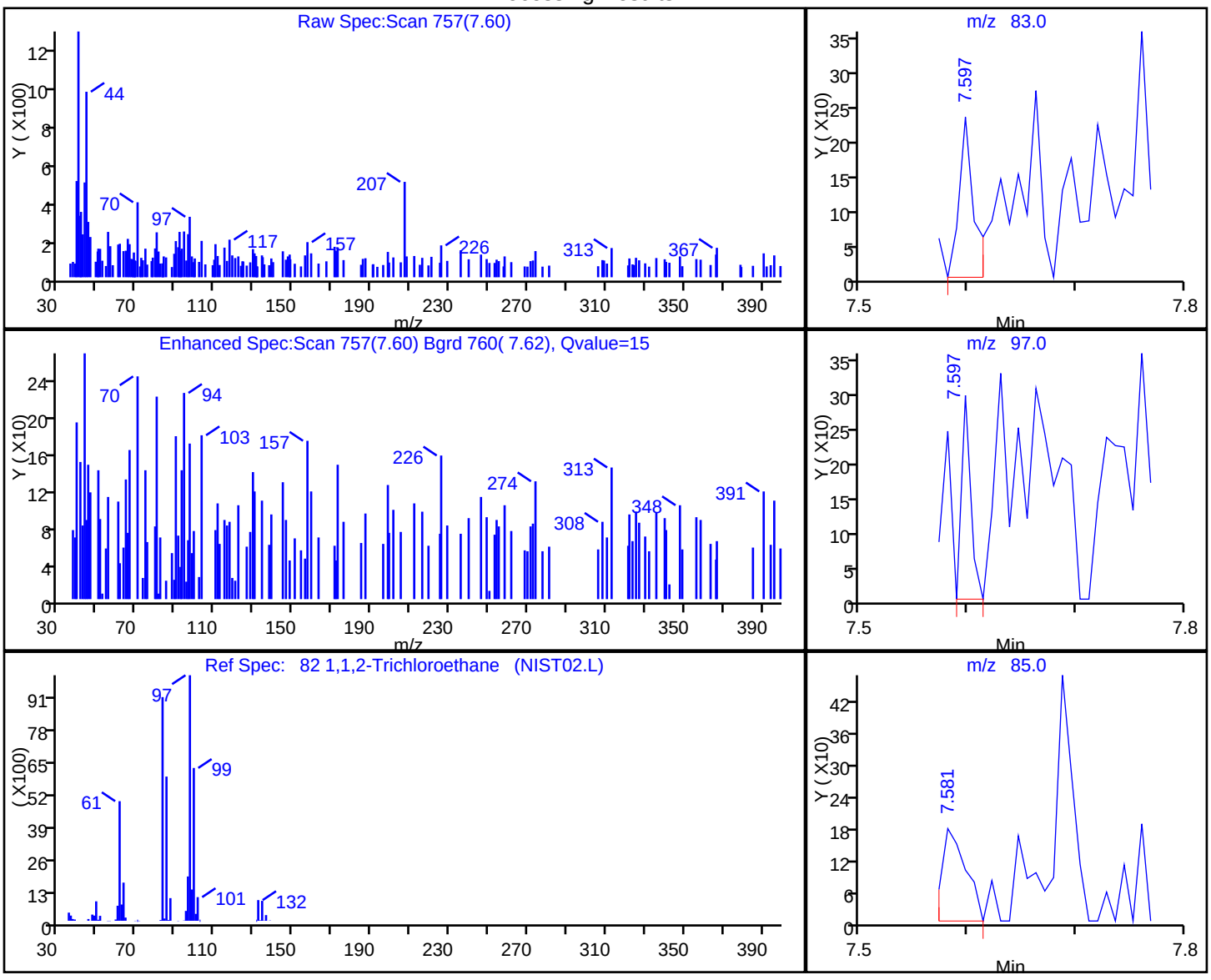

RT	Mass	Response	Amount
7.60	83.00	216	0.082266
7.60	97.00	175	
7.58	85.00	273	

Reviewer: delpolitov, 12-Mar-2018 17:40:10

Audit Action: Marked Compound Undetected Audit Reason: Invalid Compound ID

User Disabled Compound Report

TestAmerica Edison

Data File:	\\ChromNA\Edison\ChromData\CVOAMS6\20180309-68556.b\F60592.D		
Injection Date:	09-Mar-2018 12:59:30	Instrument ID:	CVOAMS6
Lims ID:	460-151079-A-17	Lab Sample ID:	460-151079-17
Client ID:	MW-507S		
Operator ID:		ALS Bottle#:	9 Worklist Smp#: 10
Purge Vol:	5.000 mL	Dil. Factor:	1.0000
Method:	8260624W6	Limit Group:	VOA - 8260C DKQP Water and Solid
Column:	Rtx-624 (0.25 mm)	Detector	MS SCAN

124 1,2-Dibromo-3-Chloropropane, CAS: 96-12-8

Processing Results

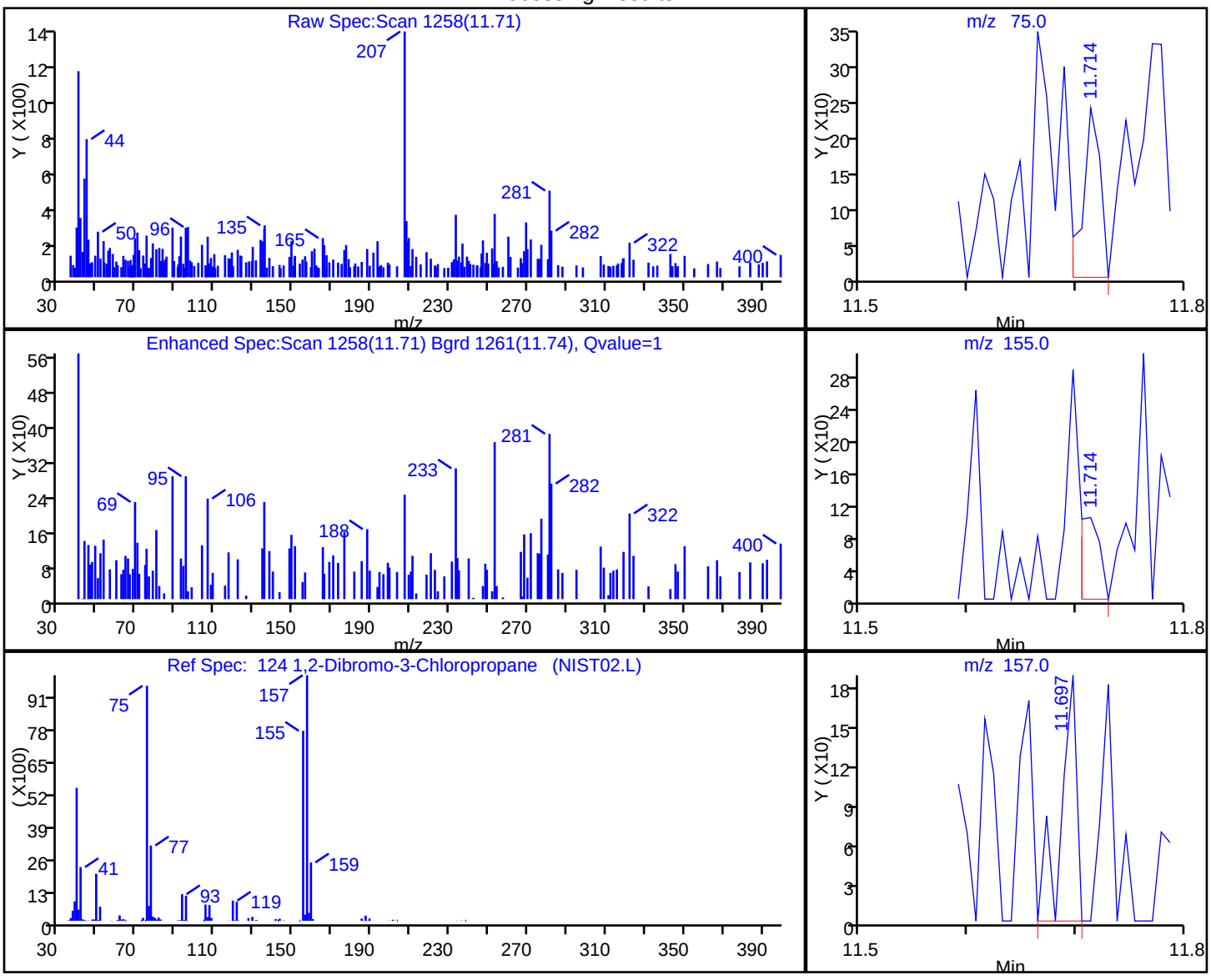

RT	Mass	Response	Amount
11.71	75.00	261	0.263766
11.71	155.00	132	
11.70	157.00	184	

Reviewer: delpolitov, 12-Mar-2018 17:40:10

Audit Action: Marked Compound Undetected Audit Reason: Invalid Compound ID

User Disabled Compound Report

TestAmerica Edison

Data File:	\\ChromNA\Edison\ChromData\CVOAMS6\20180309-68556.b\F60592.D		
Injection Date:	09-Mar-2018 12:59:30	Instrument ID:	CVOAMS6
Lims ID:	460-151079-A-17	Lab Sample ID:	460-151079-17
Client ID:	MW-507S		
Operator ID:		ALS Bottle#:	9 Worklist Smp#: 10
Purge Vol:	5.000 mL	Dil. Factor:	1.0000
Method:	8260624W6	Limit Group:	VOA - 8260C DKQP Water and Solid
Column:	Rtx-624 (0.25 mm)	Detector	MS SCAN

59 1,2-Dichloroethane, CAS: 107-06-2

Processing Results

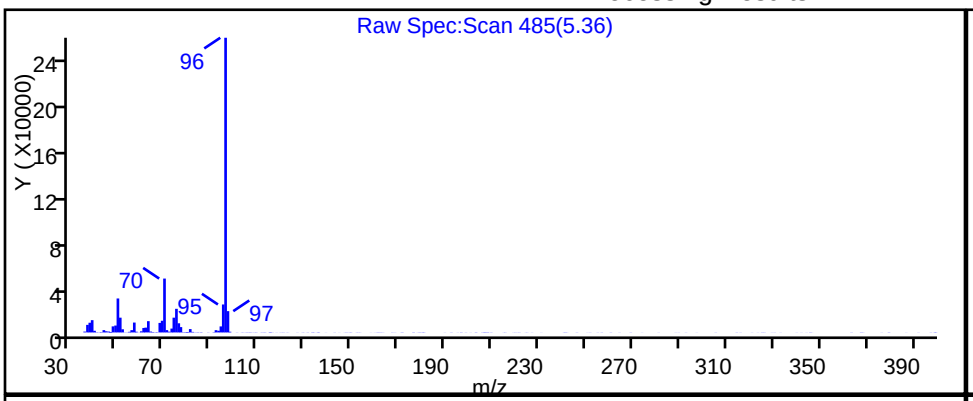

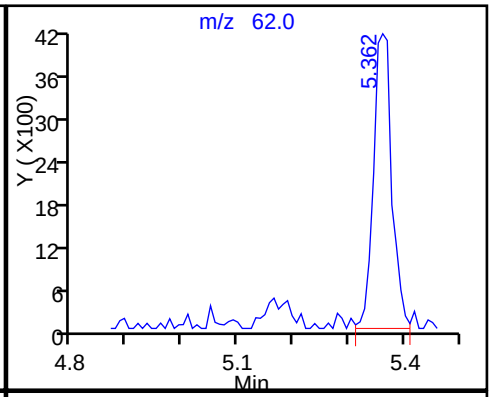

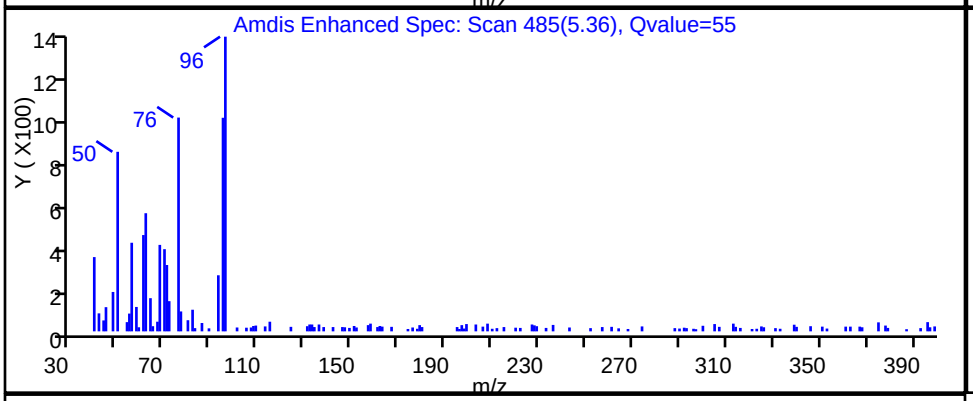

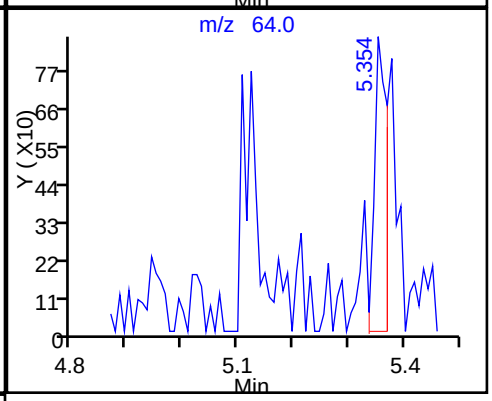

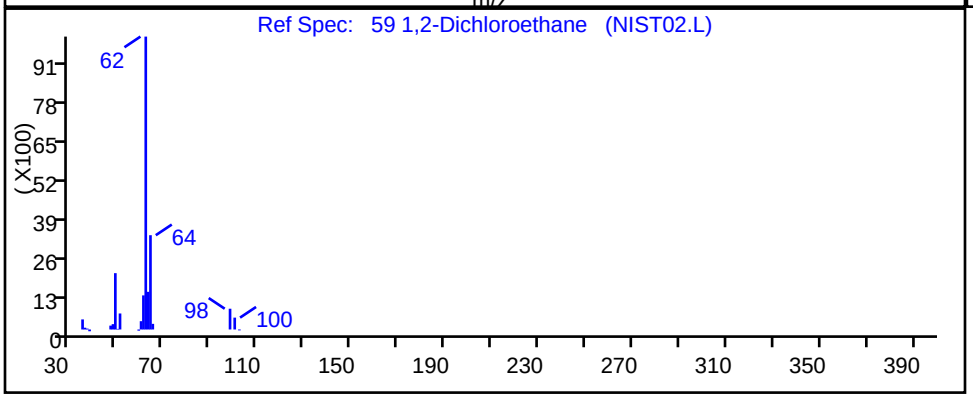

RT	Mass	Response	Amount
5.36	62.00	9631	2.037925
5.35	64.00	1317	

Reviewer: delpolitov, 12-Mar-2018 17:40:10

Audit Action: Marked Compound Undetected Audit Reason: Invalid Compound ID

User Disabled Compound Report

TestAmerica Edison

Data File:	\\ChromNA\Edison\ChromData\CVOAMS6\20180309-68556.b\F60592.D		
Injection Date:	09-Mar-2018 12:59:30	Instrument ID:	CVOAMS6
Lims ID:	460-151079-A-17	Lab Sample ID:	460-151079-17
Client ID:	MW-507S		
Operator ID:		ALS Bottle#:	9 Worklist Smp#: 10
Purge Vol:	5.000 mL	Dil. Factor:	1.0000
Method:	8260624W6	Limit Group:	VOA - 8260C DKQP Water and Solid
Column:	Rtx-624 (0.25 mm)	Detector	MS SCAN

41 2-Butanone (MEK), CAS: 78-93-3

Processing Results

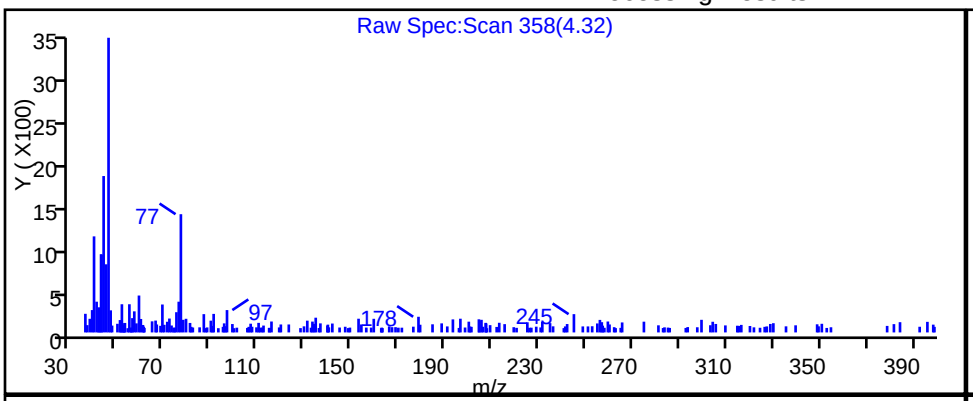

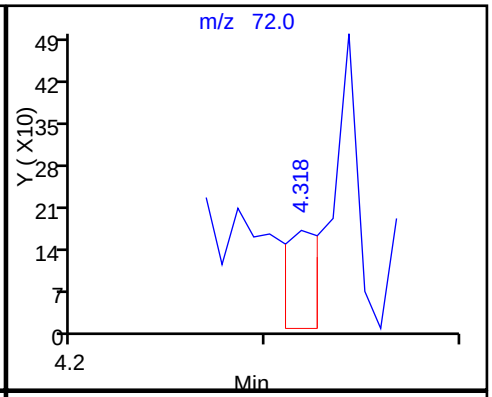

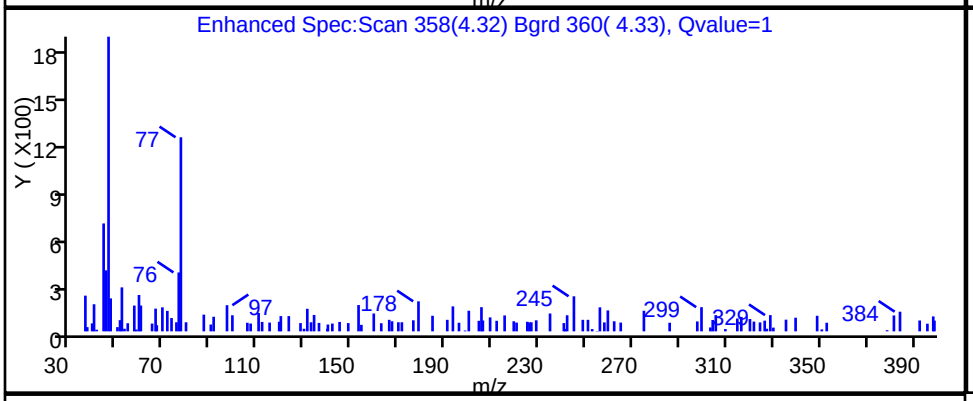

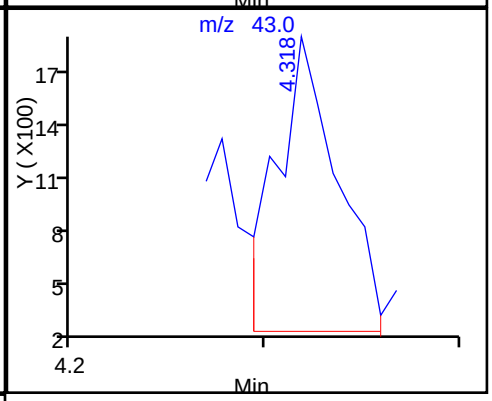

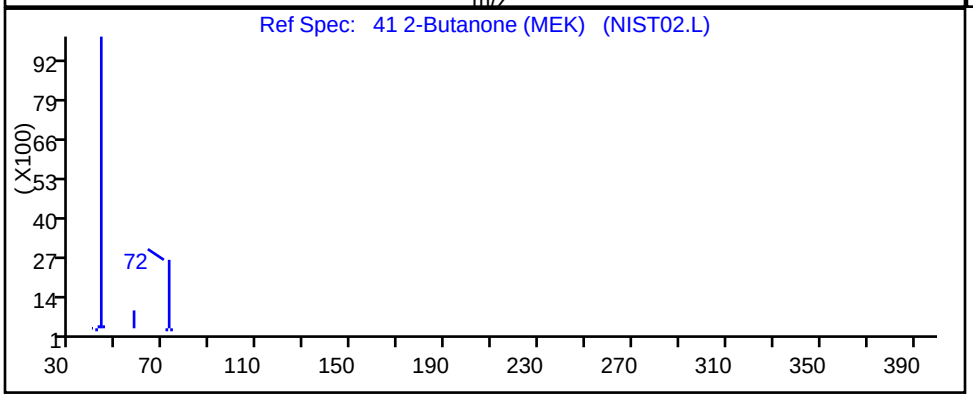

RT	Mass	Response	Amount
4.32	72.00	227	2.454414
4.32	43.00	3586	

Reviewer: delpolitov, 12-Mar-2018 17:40:10

Audit Action: Marked Compound Undetected Audit Reason: Invalid Compound ID

User Disabled Compound Report

TestAmerica Edison

Data File:	\\ChromNA\Edison\ChromData\CVOAMS6\20180309-68556.b\F60592.D		
Injection Date:	09-Mar-2018 12:59:30	Instrument ID:	CVOAMS6
Lims ID:	460-151079-A-17	Lab Sample ID:	460-151079-17
Client ID:	MW-507S		
Operator ID:		ALS Bottle#:	9 Worklist Smp#: 10
Purge Vol:	5.000 mL	Dil. Factor:	1.0000
Method:	8260624W6	Limit Group:	VOA - 8260C DKQP Water and Solid
Column:	Rtx-624 (0.25 mm)	Detector	MS SCAN

77 4-Methyl-2-pentanone (MIBK), CAS: 108-10-1

Processing Results

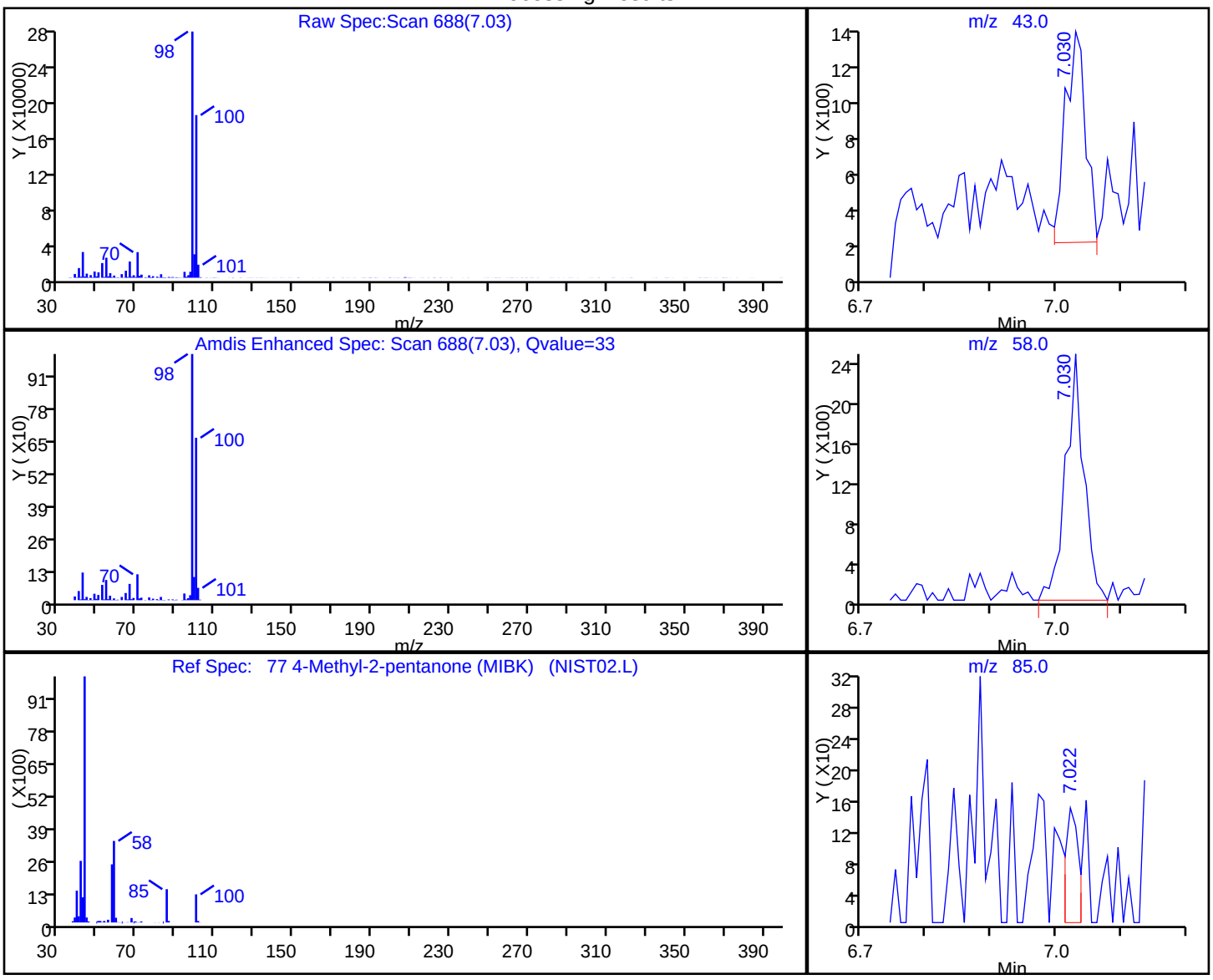

RT	Mass	Response	Amount
7.03	43.00	2524	0.948451
7.03	58.00	4749	
7.02	85.00	208	
7.03	100.00	356519	

Reviewer: delpolitov, 12-Mar-2018 17:40:10

Audit Action: Marked Compound Undetected Audit Reason: Invalid Compound ID

User Disabled Compound Report

TestAmerica Edison

Data File:	\\ChromNA\Edison\ChromData\CVOAMS6\20180309-68556.b\F60592.D		
Injection Date:	09-Mar-2018 12:59:30	Instrument ID:	CVOAMS6
Lims ID:	460-151079-A-17	Lab Sample ID:	460-151079-17
Client ID:	MW-507S		
Operator ID:		ALS Bottle#:	9 Worklist Smp#: 10
Purge Vol:	5.000 mL	Dil. Factor:	1.0000
Method:	8260624W6	Limit Group:	VOA - 8260C DKQP Water and Solid
Column:	Rtx-624 (0.25 mm)	Detector	MS SCAN

18 Acetone, CAS: 67-64-1

Processing Results

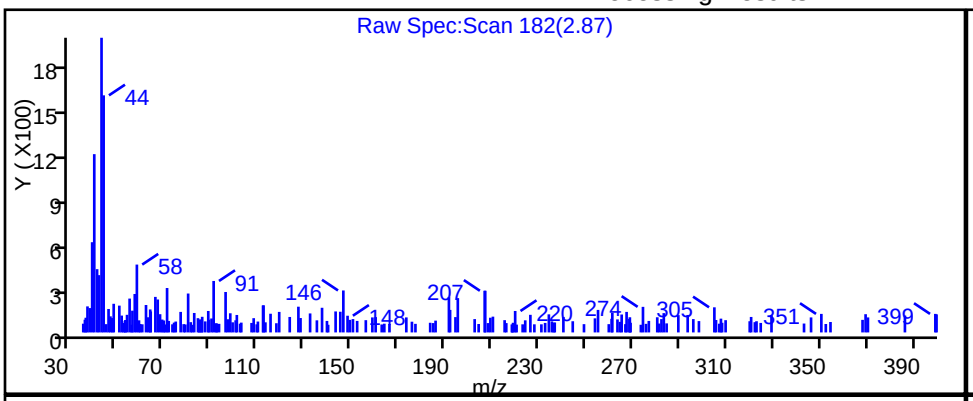

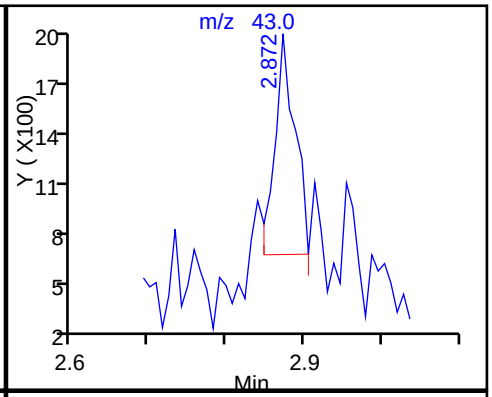

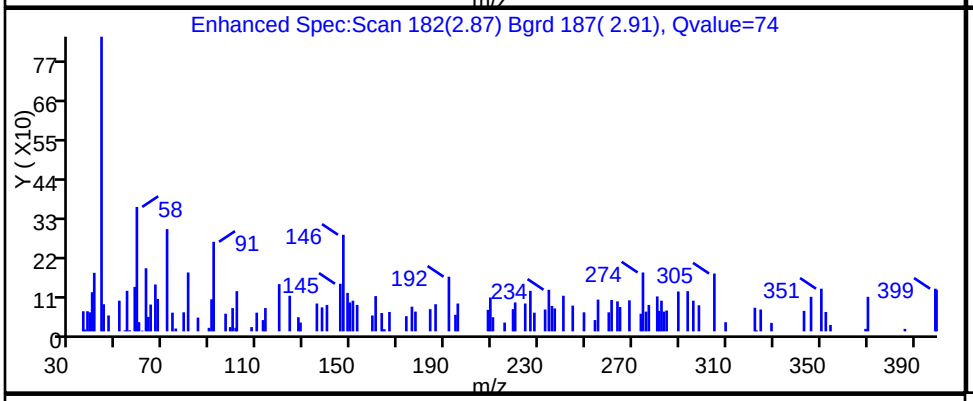

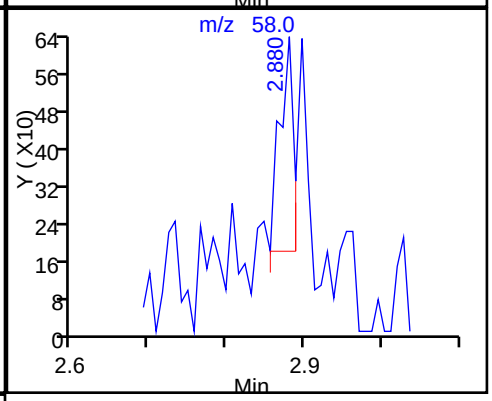

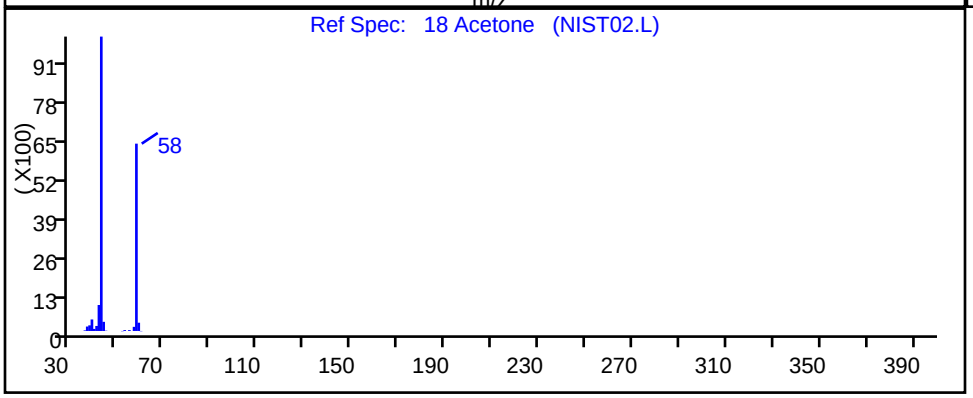

RT	Mass	Response	Amount
2.87	43.00	2218	2.316427
2.88	58.00	577	

Reviewer: delpolitov, 12-Mar-2018 17:40:10

Audit Action: Marked Compound Undetected Audit Reason: Invalid Compound ID

User Disabled Compound Report

TestAmerica Edison

Data File:	\\ChromNA\Edison\ChromData\CVOAMS6\20180309-68556.b\F60592.D		
Injection Date:	09-Mar-2018 12:59:30	Instrument ID:	CVOAMS6
Lims ID:	460-151079-A-17	Lab Sample ID:	460-151079-17
Client ID:	MW-507S		
Operator ID:		ALS Bottle#:	9 Worklist Smp#: 10
Purge Vol:	5.000 mL	Dil. Factor:	1.0000
Method:	8260624W6	Limit Group:	VOA - 8260C DKQP Water and Solid
Column:	Rtx-624 (0.25 mm)	Detector	MS SCAN

6 Bromomethane, CAS: 74-83-9

Processing Results

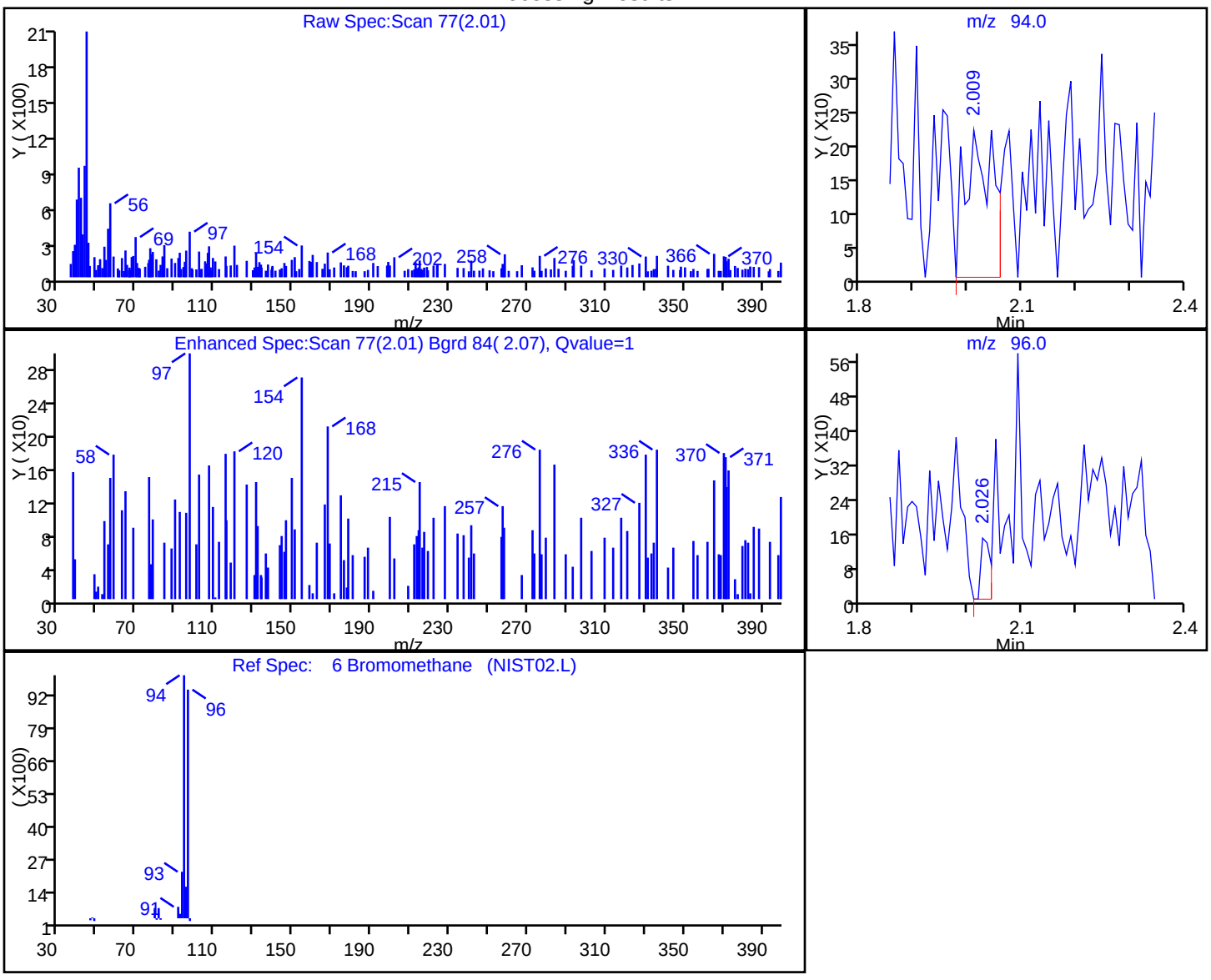

RT	Mass	Response	Amount
2.01	94.00	756	0.280806
2.03	96.00	175	

Reviewer: delpolitov, 12-Mar-2018 17:40:10

Audit Action: Marked Compound Undetected Audit Reason: Invalid Compound ID

User Disabled Compound Report

TestAmerica Edison

Data File:	\\ChromNA\Edison\ChromData\CVOAMS6\20180309-68556.b\F60592.D		
Injection Date:	09-Mar-2018 12:59:30	Instrument ID:	CVOAMS6
Lims ID:	460-151079-A-17	Lab Sample ID:	460-151079-17
Client ID:	MW-507S		
Operator ID:		ALS Bottle#:	9 Worklist Smp#: 10
Purge Vol:	5.000 mL	Dil. Factor:	1.0000
Method:	8260624W6	Limit Group:	VOA - 8260C DKQP Water and Solid
Column:	Rtx-624 (0.25 mm)	Detector	MS SCAN

2 Dichlorodifluoromethane, CAS: 75-71-8

Processing Results

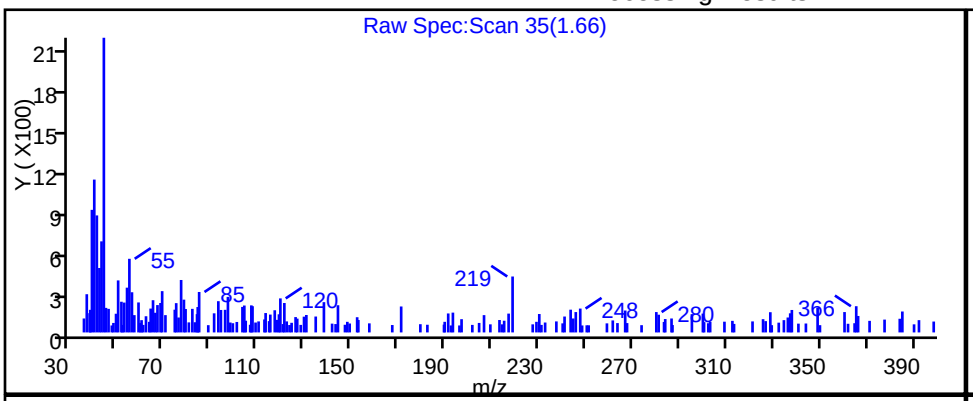

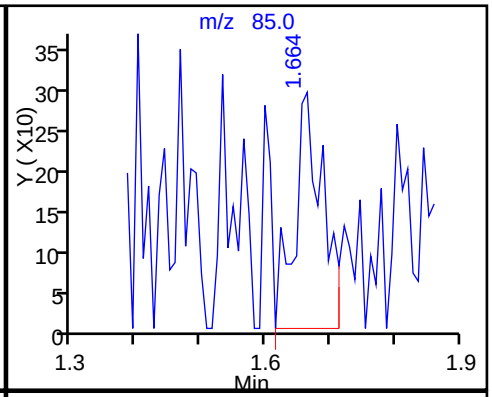

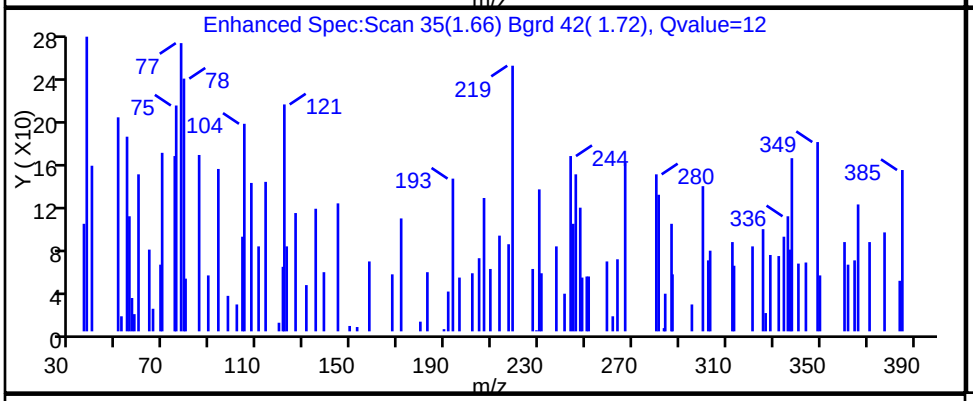

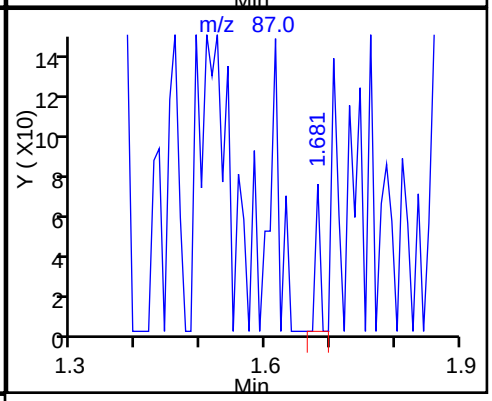

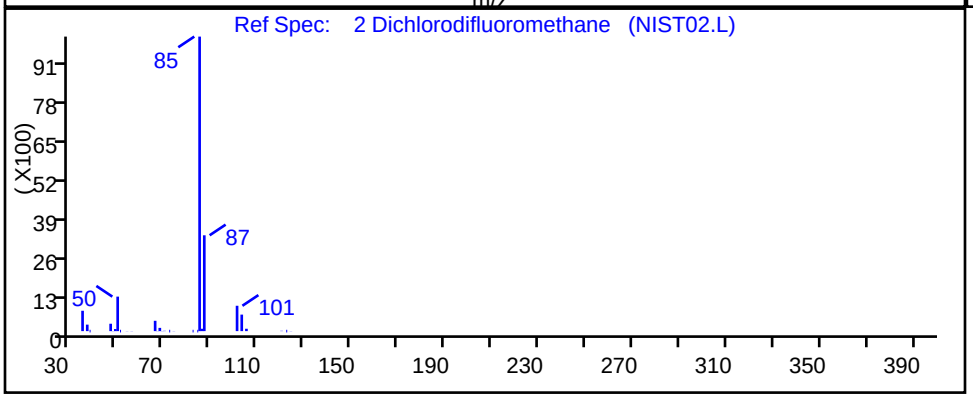

RT	Mass	Response	Amount
1.66	85.00	873	0.147292
1.68	87.00	37	

Reviewer: delpolitov, 12-Mar-2018 17:40:10

Audit Action: Marked Compound Undetected Audit Reason: Invalid Compound ID

User Disabled Compound Report

TestAmerica Edison

Data File:	\\ChromNA\Edison\ChromData\CVOAMS6\20180309-68556.b\F60592.D		
Injection Date:	09-Mar-2018 12:59:30	Instrument ID:	CVOAMS6
Lims ID:	460-151079-A-17	Lab Sample ID:	460-151079-17
Client ID:	MW-507S		
Operator ID:		ALS Bottle#:	9 Worklist Smp#: 10
Purge Vol:	5.000 mL	Dil. Factor:	1.0000
Method:	8260624W6	Limit Group:	VOA - 8260C DKQP Water and Solid
Column:	Rtx-624 (0.25 mm)	Detector	MS SCAN

24 Methyl acetate, CAS: 79-20-9

Processing Results

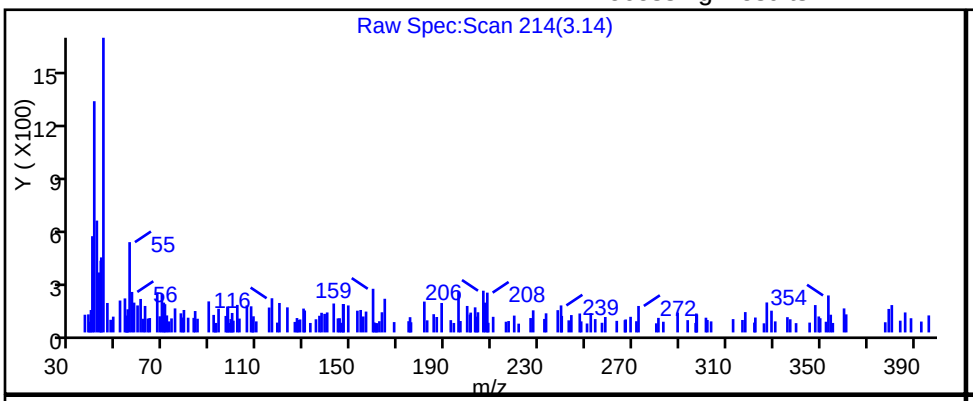

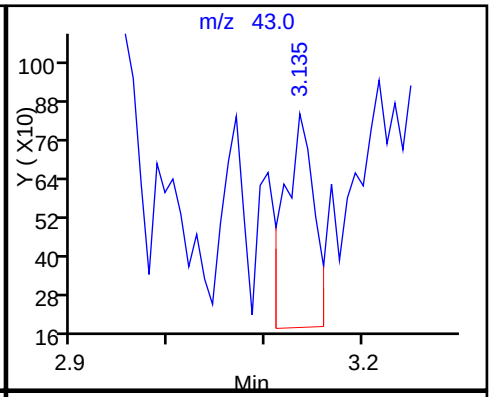

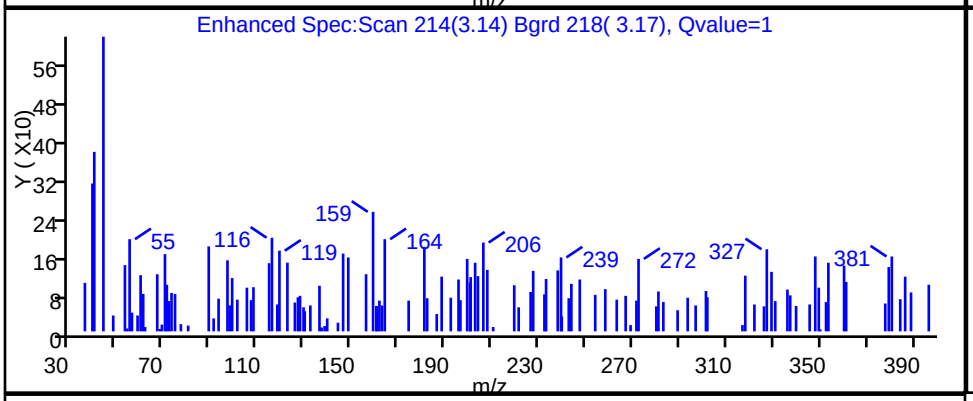

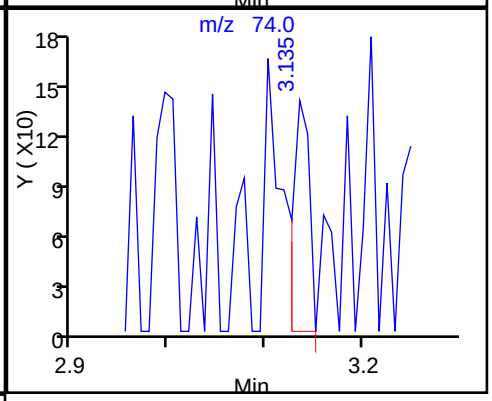

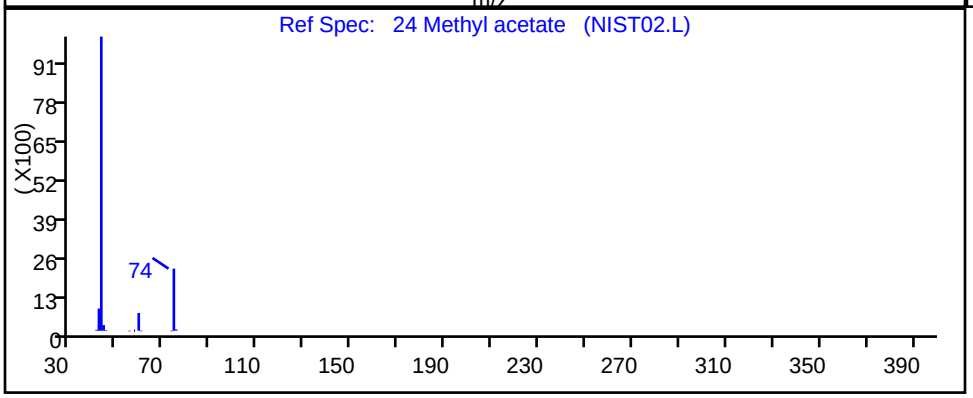

RT	Mass	Response	Amount
3.14	43.00	1438	0.618427
3.14	74.00	158	

Reviewer: delpolitov, 12-Mar-2018 17:40:10

Audit Action: Marked Compound Undetected Audit Reason: Invalid Compound ID

User Disabled Compound Report

TestAmerica Edison

Data File:	\\ChromNA\Edison\ChromData\CVOAMS6\20180309-68556.b\F60592.D		
Injection Date:	09-Mar-2018 12:59:30	Instrument ID:	CVOAMS6
Lims ID:	460-151079-A-17	Lab Sample ID:	460-151079-17
Client ID:	MW-507S		
Operator ID:		ALS Bottle#:	9 Worklist Smp#: 10
Purge Vol:	5.000 mL	Dil. Factor:	1.0000
Method:	8260624W6	Limit Group:	VOA - 8260C DKQP Water and Solid
Column:	Rtx-624 (0.25 mm)	Detector	MS SCAN

4 Vinyl chloride, CAS: 75-01-4

Processing Results

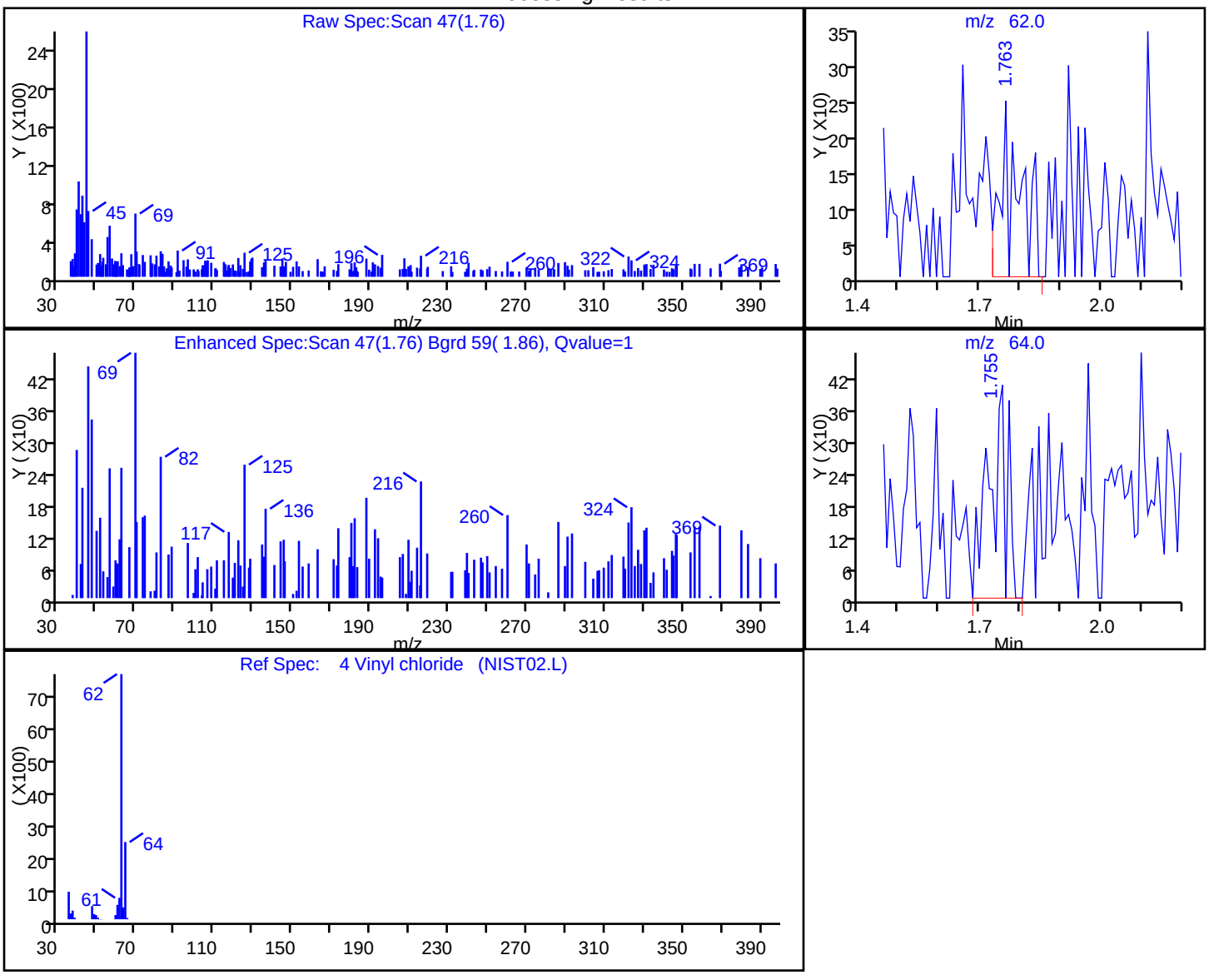

RT	Mass	Response	Amount
1.76	62.00	799	0.188399
1.75	64.00	1216	

Reviewer: delpolitov, 12-Mar-2018 17:40:10

Audit Action: Marked Compound Undetected Audit Reason: Invalid Compound ID

FORM I
GC/MS VOA ORGANICS ANALYSIS DATA SHEET

Lab Name: TestAmerica Edison | Job No.: 460-151079-1

SDG No.:

Client Sample ID: MW-507I | Lab Sample ID: 460-151079-18

Matrix: Water | Lab File ID: F60593.D

Analysis Method: 8260C | Date Collected: 02/27/2018 09:05

Sample wt/vol: 5(mL) | Date Analyzed: 03/09/2018 13:23

Soil Aliquot Vol: | Dilution Factor: 1

Soil Extract Vol.: | GC Column: Rtx-624 ID: 0.25(mm)

% Moisture: | Level: (low/med) Low

Analysis Batch No.: 502418 | Units: ug/L

CAS NO.	COMPOUND NAME	RESULT	Q	RL	MDL
71-55-6	1,1,1-Trichloroethane	0.28	U	1.0	0.28
79-34-5	1,1,2,2-Tetrachloroethane	0.19	U	1.0	0.19
79-00-5	1,1,2-Trichloroethane	0.080	U	1.0	0.080
75-34-3	1,1-Dichloroethane	0.24	U	1.0	0.24
75-35-4	1,1-Dichloroethene	0.34	U	1.0	0.34
87-61-6	1,2,3-Trichlorobenzene	0.35	U	1.0	0.35
120-82-1	1,2,4-Trichlorobenzene	0.27	U	1.0	0.27
96-12-8	1,2-Dibromo-3-Chloropropane	0.23	U	1.0	0.23
106-93-4	1,2-Dibromoethane	0.19	U	1.0	0.19
95-50-1	1,2-Dichlorobenzene	0.22	U	1.0	0.22
107-06-2	1,2-Dichloroethane	0.25	U	1.0	0.25
78-87-5	1,2-Dichloropropane	0.18	U	1.0	0.18
541-73-1	1,3-Dichlorobenzene	0.33	U	1.0	0.33
106-46-7	1,4-Dichlorobenzene	0.33	U	1.0	0.33
123-91-1	1,4-Dioxane	8.7	U	50	8.7
78-93-3	2-Butanone	2.2	U	5.0	2.2
591-78-6	2-Hexanone	0.72	U	5.0	0.72
108-10-1	4-Methyl-2-pentanone	0.63	U	5.0	0.63
67-64-1	Acetone	1.1	U	5.0	1.1
71-43-2	Benzene	0.090	U	1.0	0.090
74-97-5	Bromochloromethane	0.30	U	1.0	0.30
75-27-4	Bromodichloromethane	0.15	U	1.0	0.15
75-25-2	Bromoform	0.18	U	1.0	0.18
74-83-9	Bromomethane	0.18	U	1.0	0.18
75-15-0	Carbon disulfide	0.22	U	1.0	0.22
56-23-5	Carbon tetrachloride	0.33	U	1.0	0.33
108-90-7	Chlorobenzene	0.24	U	1.0	0.24
75-00-3	Chloroethane	0.37	U	1.0	0.37
67-66-3	Chloroform	1.1		1.0	0.22
74-87-3	Chloromethane	0.22	U	1.0	0.22
156-59-2	cis-1,2-Dichloroethene	0.26	U	1.0	0.26
10061-01-5	cis-1,3-Dichloropropene	0.16	U	1.0	0.16
110-82-7	Cyclohexane	0.26	U	1.0	0.26
124-48-1	Dibromochloromethane	0.22	U	1.0	0.22
75-71-8	Dichlorodifluoromethane	0.14	U	1.0	0.14
100-41-4	Ethylbenzene	0.30	U	1.0	0.30

FORM I
GC/MS VOA ORGANICS ANALYSIS DATA SHEET

Lab Name: TestAmerica Edison | Job No.: 460-151079-1

SDG No.:

Client Sample ID: MW-507I | Lab Sample ID: 460-151079-18

Matrix: Water | Lab File ID: F60593.D

Analysis Method: 8260C | Date Collected: 02/27/2018 09:05

Sample wt/vol: 5(mL) | Date Analyzed: 03/09/2018 13:23

Soil Aliquot Vol: | Dilution Factor: 1

Soil Extract Vol.: | GC Column: Rtx-624 ID: 0.25(mm)

% Moisture: | Level: (low/med) Low

Analysis Batch No.: 502418 | Units: ug/L

CAS NO.	COMPOUND NAME	RESULT	Q	RL	MDL
76-13-1	Freon TF	0.34	U	1.0	0.34
98-82-8	Isopropylbenzene	0.32	U	1.0	0.32
179601-23-1	m&p-Xylene	0.28	U	1.0	0.28
79-20-9	Methyl acetate	0.58	U	5.0	0.58
108-87-2	Methylcyclohexane	0.22	U	1.0	0.22
75-09-2	Methylene Chloride	0.79	J	1.0	0.21
1634-04-4	MTBE	0.13	U	1.0	0.13
95-47-6	o-Xylene	0.32	U	1.0	0.32
100-42-5	Styrene	0.17	U	1.0	0.17
127-18-4	Tetrachloroethene	0.31	J	1.0	0.12
108-88-3	Toluene	0.25	U	1.0	0.25
156-60-5	trans-1,2-Dichloroethene	0.18	U	1.0	0.18
10061-02-6	trans-1,3-Dichloropropene	0.19	U	1.0	0.19
79-01-6	Trichloroethene	0.73	J	1.0	0.22
75-69-4	Trichlorofluoromethane	0.15	U	1.0	0.15
75-01-4	Vinyl chloride	0.060	U	1.0	0.060

CAS NO.	SURROGATE	%REC	Q	LIMITS
17060-07-0	1,2-Dichloroethane-d4 (Surr)	99		70-130
460-00-4	Bromofluorobenzene	103		70-130
1868-53-7	Dibromofluoromethane (Surr)	106		70-130
2037-26-5	Toluene-d8 (Surr)	99		70-130

FORM I
GC/MS VOA ORGANICS ANALYSIS DATA SHEET
TENTATIVELY IDENTIFIED COMPOUNDS

Lab Name: TestAmerica Edison Job No.: 460-151079-1

SDG No.:

Client Sample ID: MW-507I Lab Sample ID: 460-151079-18

Matrix: Water Lab File ID: F60593.D

Analysis Method: 8260C Date Collected: 02/27/2018 09:05

Sample wt/vol: 5(mL) Date Analyzed: 03/09/2018 13:23

Soil Aliquot Vol: Dilution Factor: 1

Soil Extract Vol.: GC Column: Rtx-624 ID: 0.25(mm)

% Moisture: Level: (low/med) Low

Analysis Batch No.: 502418 Units: ug/L

Number TICs Found: 0 TIC Result Total: 0

CAS NO.	COMPOUND NAME	RT	RESULT	Q	MATCH QUALITY
	Tentatively Identified Compound		None		

TestAmerica Edison
Target Compound Quantitation Report

Data File: \\ChromNA\Edison\ChromData\CVOAMS6\20180309-68556.b\F60593.D
Lims ID: 460-151079-A-18
Client ID: MW-507I
Sample Type: Client
Inject. Date: 09-Mar-2018 13:23:30 ALS Bottle#: 10 Worklist Smp#: 11
Purge Vol: 5.000 mL Dil. Factor: 1.0000
Sample Info: 460-151079-A-18
Misc. Info.: 460-0068556-011
Operator ID: Instrument ID: CVOAMS6

Method: \\ChromNA\Edison\ChromData\CVOAMS6\20180309-68556.b\8260624W6.m
Limit Group: VOA - 8260C DKQP Water and Solid
Last Update: 12-Mar-2018 17:41:26 Calib Date: 09-Mar-2018 04:49:30
Integrator: RTE ID Type: Deconvolution ID
Quant Method: Internal Standard Quant By: Initial Calibration
Last ICal File: \\ChromNA\Edison\ChromData\CVOAMS6\20180309-68530.b\F60575.D

Column 1 : Rtx-624 (0.25 mm) Det: MS SCAN
Process Host: XAWRK008

First Level Reviewer: delpolitov Date: 12-Mar-2018 17:41:26

Compound	Sig	RT (min.)	Exp RT (min.)	Dlt RT (min.)	Q	Response	OnCol Amt ug/l	Flags
* 26 TBA-d9 (IS)	65	3.226	3.209	0.017	0	279791	1000.0	
27 Methylene Chloride	84	3.217	3.217	0.000	25	3283	0.7852	
* 38 2-Butanone-d5	46	4.269	4.261	0.008	0	253007	250.0	
48 Chloroform	83	4.590	4.581	0.009	96	6960	1.07	
$ 51 Dibromofluoromethane (Surr	113	4.746	4.738	0.008	97	170961	52.8	
$ 56 1,2-Dichloroethane-d4 (Sur	65	5.099	5.091	0.008	0	171399	49.7	
* 61 Fluorobenzene	96	5.362	5.362	0.000	99	559122	50.0	
63 Trichloroethene	95	5.707	5.707	0.000	84	2749	0.7304	
* 67 1,4-Dioxane-d8	96	6.061	6.052	0.008	0	28192	1000.0	
$ 78 Toluene-d8 (Surr)	98	7.030	7.022	0.008	99	553648	49.4	
83 Tetrachloroethene	166	7.712	7.712	0.000	76	1410	0.3103	
* 89 Chlorobenzene-d5	117	8.821	8.813	0.008	86	462435	50.0	
$ 100 4-Bromofluorobenzene	174	10.070	10.070	0.000	96	230311	51.7	
* 116 1,4-Dichlorobenzene-d4	152	10.941	10.941	0.000	94	313009	50.0	

Reagents:

VOA6IS/SURR_00009 Amount Added: 5.00 Units: uL Run Reagent

Report Date: 12-Mar-2018 17:41:27 Chrom Revision: 2.2 08-Feb-2018 13:38:42

TestAmerica Edison

Data File: \\ChromNA\Edison\ChromData\CVOAMS6\20180309-68556.b\F60593.D

Injection Date:	09-Mar-2018 13:23:30	Instrument ID:	CVOAMS6	Operator ID:	
Lims ID:	460-151079-A-18	Lab Sample ID:	460-151079-18	Worklist Smp#:	11
Client ID:	MW-507I				
Purge Vol:	5.000 mL	Dil. Factor:	1.0000	ALS Bottle#:	10
Method:	8260624W6	Limit Group:	VOA - 8260C DKQP Water and Solid		

Column: Rtx-624 (0.25 mm)

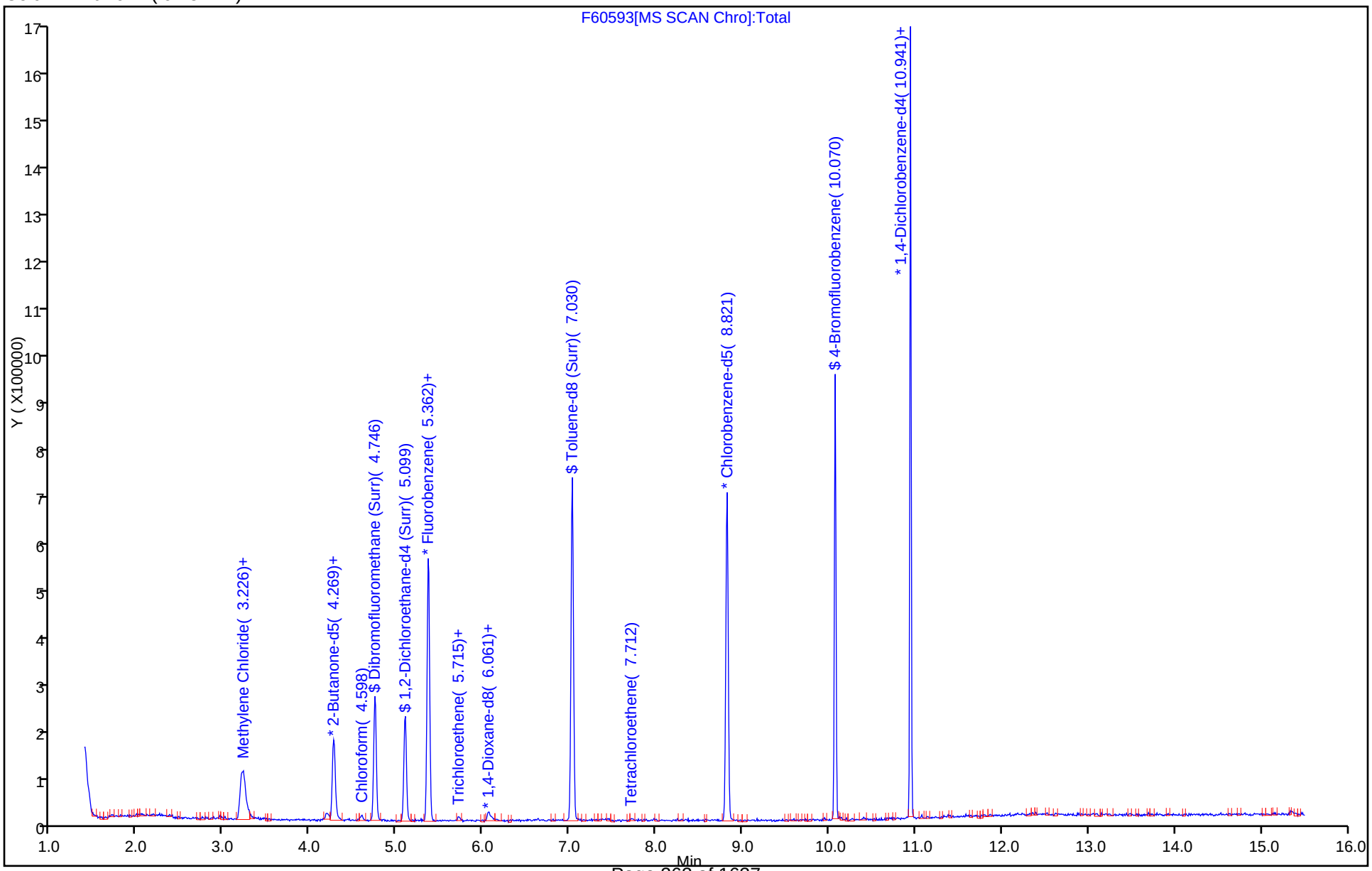

Report Date: 12-Mar-2018 17:41:27 Chrom Revision: 2.2 08-Feb-2018 13:38:42

TestAmerica Edison

Data File: \\ChromNA\Edison\ChromData\CVOAMS6\20180309-68556.b\F60593.D

Injection Date:	09-Mar-2018 13:23:30	Instrument ID:	CVOAMS6
Lims ID:	460-151079-A-18	Lab Sample ID:	460-151079-18
Client ID:	MW-507I		
Operator ID:		ALS Bottle#:	10 Worklist Smp#: 11
Purge Vol:	5.000 mL	Dil. Factor:	1.0000
Method:	8260624W6	Limit Group:	VOA - 8260C DKQP Water and Solid
Column:	Rtx-624 (0.25 mm)	Detector	MS SCAN

48 Chloroform, CAS: 67-66-3

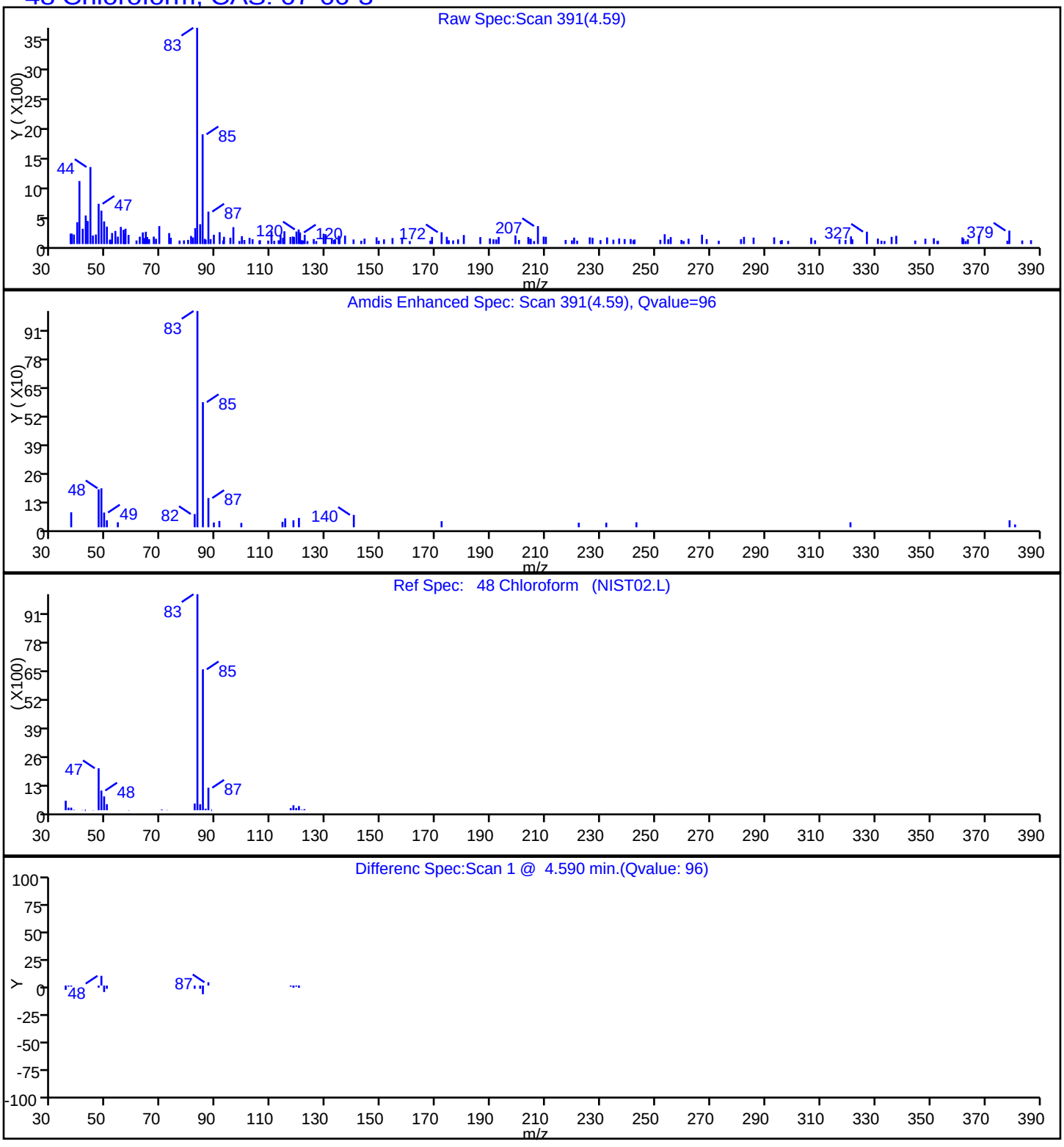

Report Date: 12-Mar-2018 17:41:27 Chrom Revision: 2.2 08-Feb-2018 13:38:42

TestAmerica Edison

Data File: \\ChromNA\Edison\ChromData\CVOAMS6\20180309-68556.b\F60593.D

Injection Date:	09-Mar-2018 13:23:30	Instrument ID:	CVOAMS6
Lims ID:	460-151079-A-18	Lab Sample ID:	460-151079-18
Client ID:	MW-507I		
Operator ID:		ALS Bottle#:	10 Worklist Smp#: 11
Purge Vol:	5.000 mL	Dil. Factor:	1.0000
Method:	8260624W6	Limit Group:	VOA - 8260C DKQP Water and Solid
Column:	Rtx-624 (0.25 mm)	Detector	MS SCAN

27 Methylene Chloride, CAS: 75-09-2

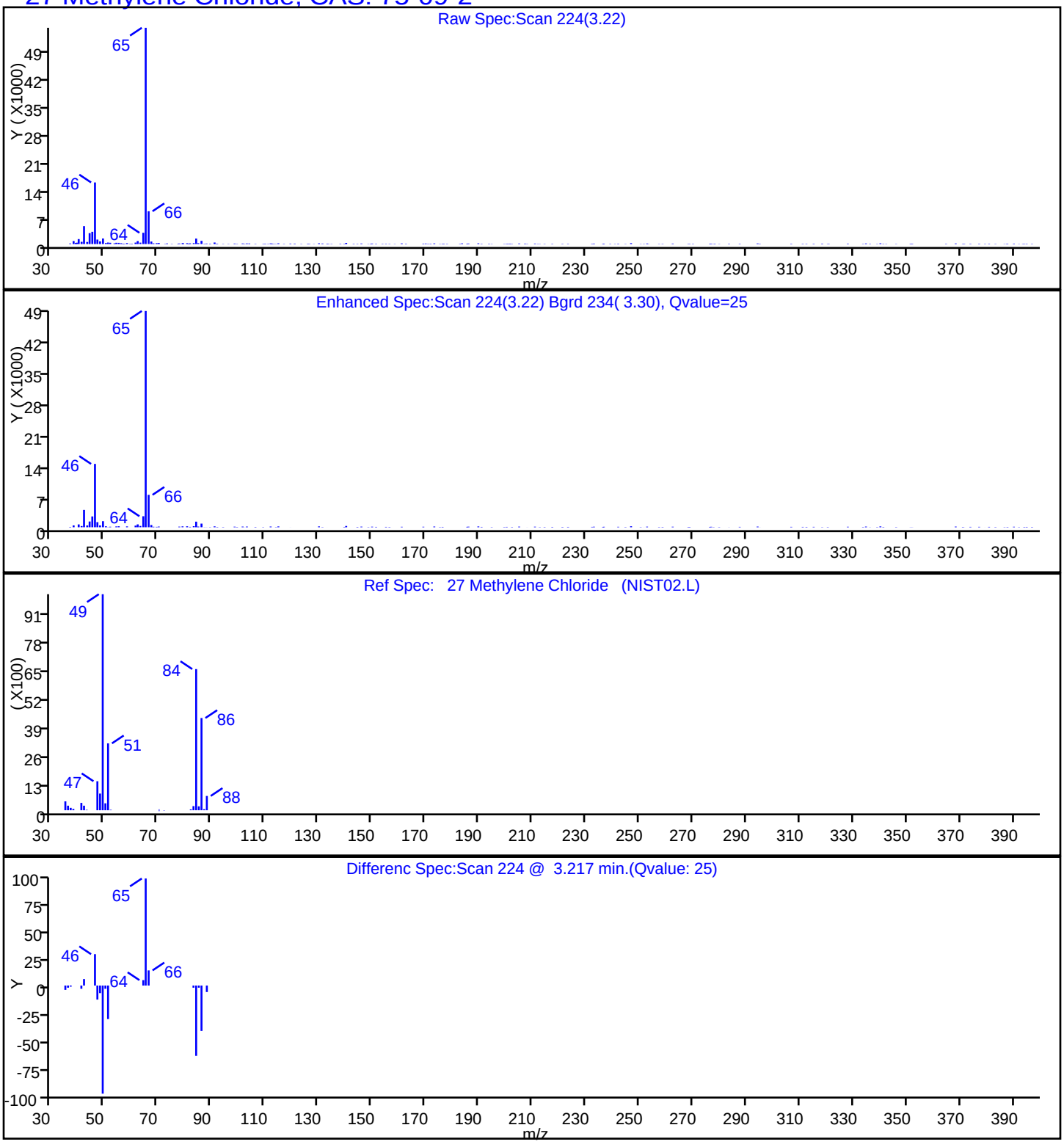

Report Date: 12-Mar-2018 17:41:28 Chrom Revision: 2.2 08-Feb-2018 13:38:42

TestAmerica Edison

Data File: \\ChromNA\Edison\ChromData\CVOAMS6\20180309-68556.b\F60593.D

Injection Date:	09-Mar-2018 13:23:30	Instrument ID:	CVOAMS6
Lims ID:	460-151079-A-18	Lab Sample ID:	460-151079-18
Client ID:	MW-507I		
Operator ID:		ALS Bottle#:	10 Worklist Smp#: 11
Purge Vol:	5.000 mL	Dil. Factor:	1.0000
Method:	8260624W6	Limit Group:	VOA - 8260C DKQP Water and Solid
Column:	Rtx-624 (0.25 mm)	Detector	MS SCAN

83 Tetrachloroethene, CAS: 127-18-4

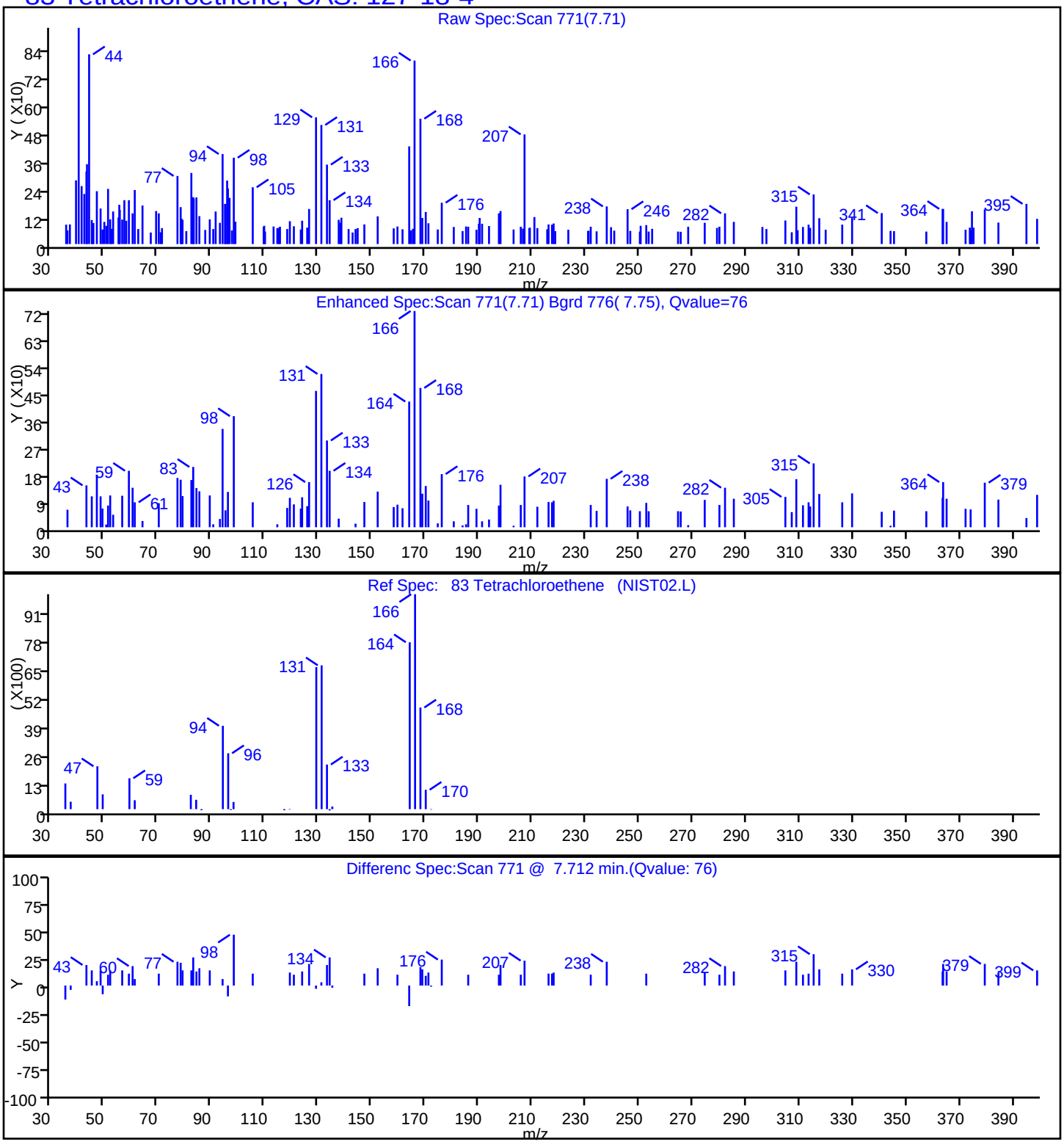

Report Date: 12-Mar-2018 17:41:28 Chrom Revision: 2.2 08-Feb-2018 13:38:42

TestAmerica Edison

Data File: \\ChromNA\Edison\ChromData\CVOAMS6\20180309-68556.b\F60593.D

Injection Date:	09-Mar-2018 13:23:30	Instrument ID:	CVOAMS6
Lims ID:	460-151079-A-18	Lab Sample ID:	460-151079-18
Client ID:	MW-507I		
Operator ID:		ALS Bottle#:	10 Worklist Smp#: 11
Purge Vol:	5.000 mL	Dil. Factor:	1.0000
Method:	8260624W6	Limit Group:	VOA - 8260C DKQP Water and Solid
Column:	Rtx-624 (0.25 mm)	Detector	MS SCAN

63 Trichloroethene, CAS: 79-01-6

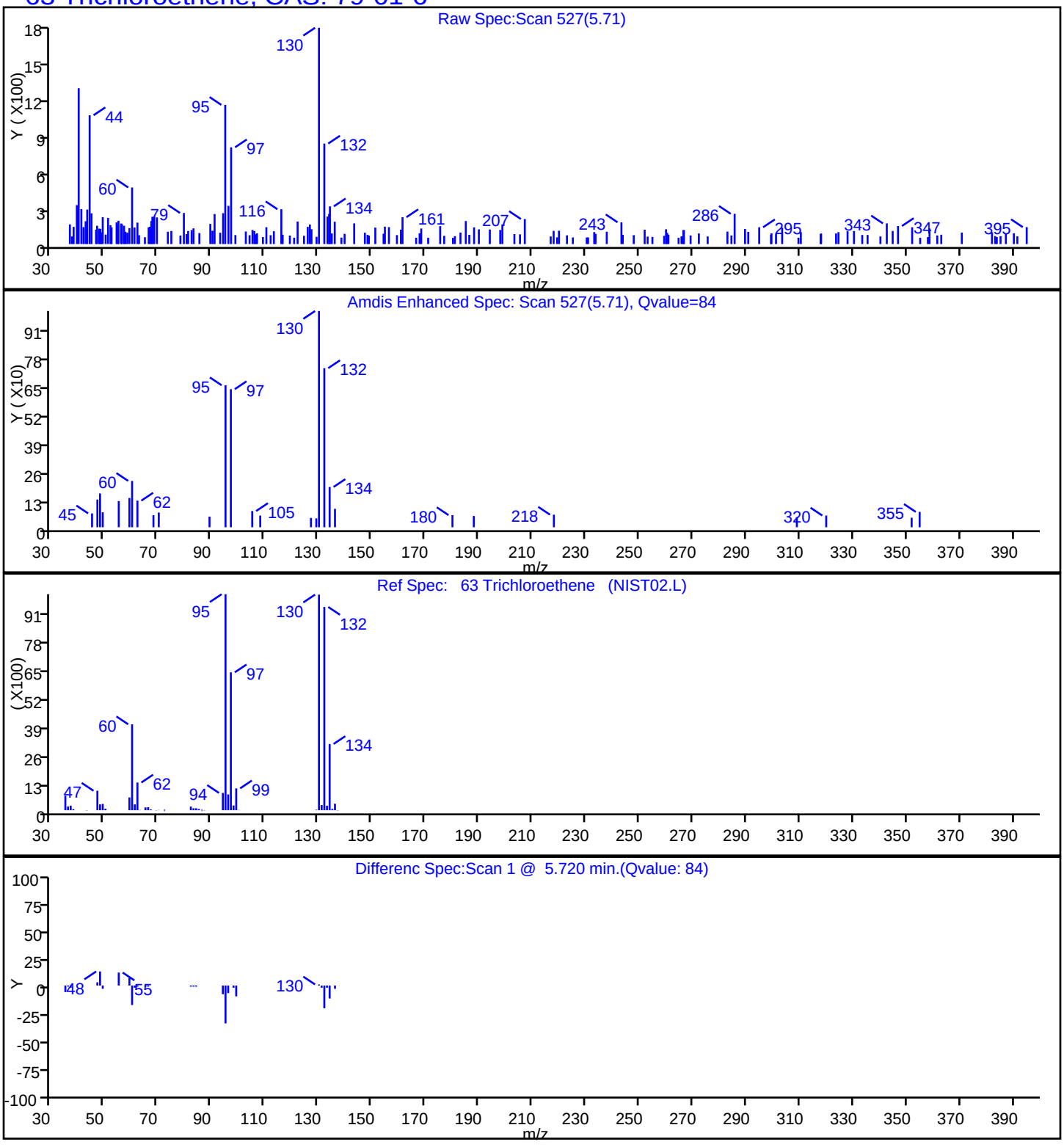

User Disabled Compound Report

TestAmerica Edison

Data File:	\\ChromNA\Edison\ChromData\CVOAMS6\20180309-68556.b\F60593.D		
Injection Date:	09-Mar-2018 13:23:30	Instrument ID:	CVOAMS6
Lims ID:	460-151079-A-18	Lab Sample ID:	460-151079-18
Client ID:	MW-507I		
Operator ID:		ALS Bottle#:	10 Worklist Smp#: 11
Purge Vol:	5.000 mL	Dil. Factor:	1.0000
Method:	8260624W6	Limit Group:	VOA - 8260C DKQP Water and Solid
Column:	Rtx-624 (0.25 mm)	Detector	MS SCAN

82 1,1,2-Trichloroethane, CAS: 79-00-5

Processing Results

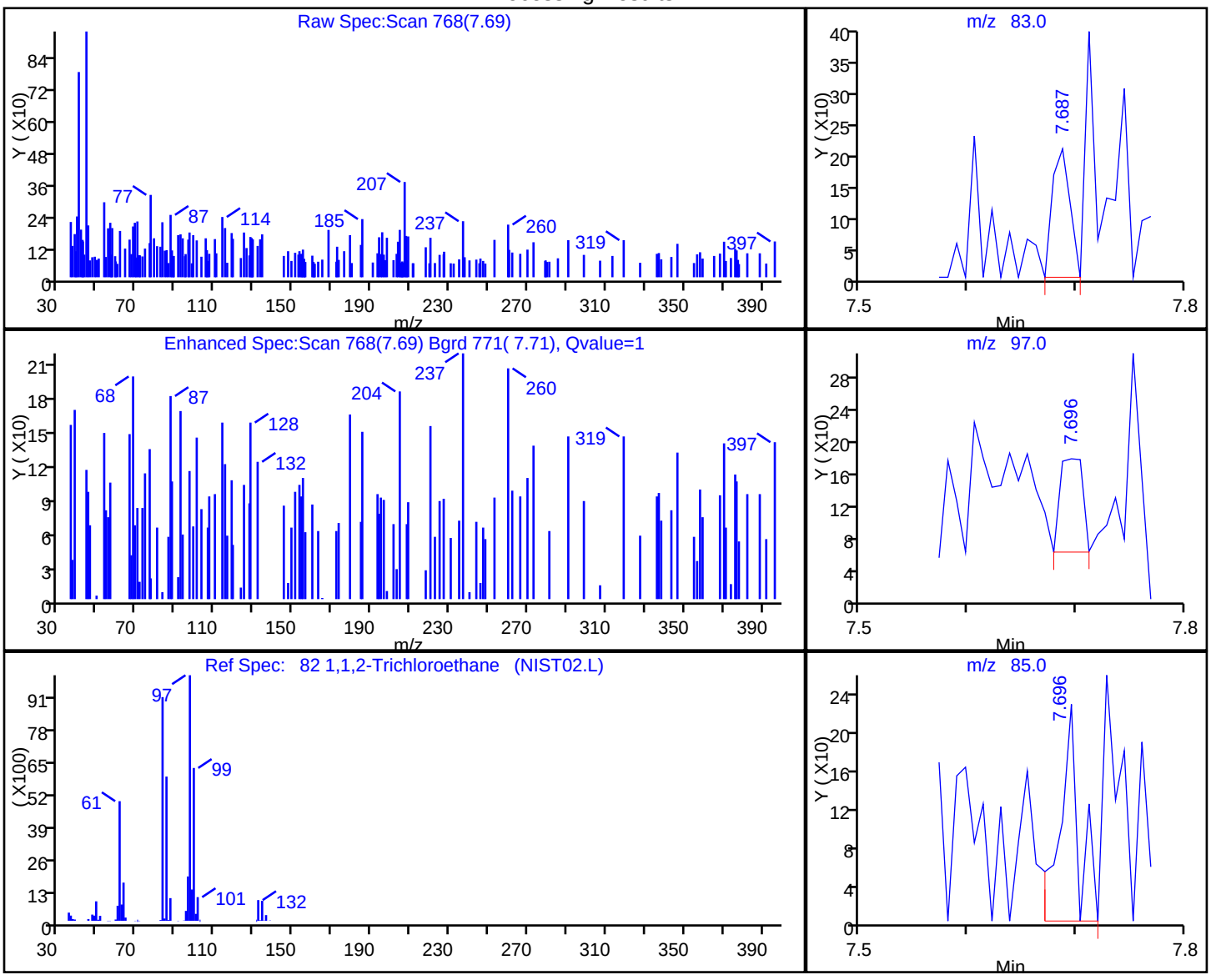

RT	Mass	Response	Amount
7.69	83.00	238	0.090577
7.70	97.00	169	
7.70	85.00	275	

Reviewer: delpolitov, 12-Mar-2018 17:41:26

Audit Action: Marked Compound Undetected Audit Reason: Invalid Compound ID

User Disabled Compound Report

TestAmerica Edison

Data File:	\\ChromNA\Edison\ChromData\CVOAMS6\20180309-68556.b\F60593.D		
Injection Date:	09-Mar-2018 13:23:30	Instrument ID:	CVOAMS6
Lims ID:	460-151079-A-18	Lab Sample ID:	460-151079-18
Client ID:	MW-507I		
Operator ID:		ALS Bottle#:	10 Worklist Smp#: 11
Purge Vol:	5.000 mL	Dil. Factor:	1.0000
Method:	8260624W6	Limit Group:	VOA - 8260C DKQP Water and Solid
Column:	Rtx-624 (0.25 mm)	Detector	MS SCAN

124 1,2-Dibromo-3-Chloropropane, CAS: 96-12-8

Processing Results

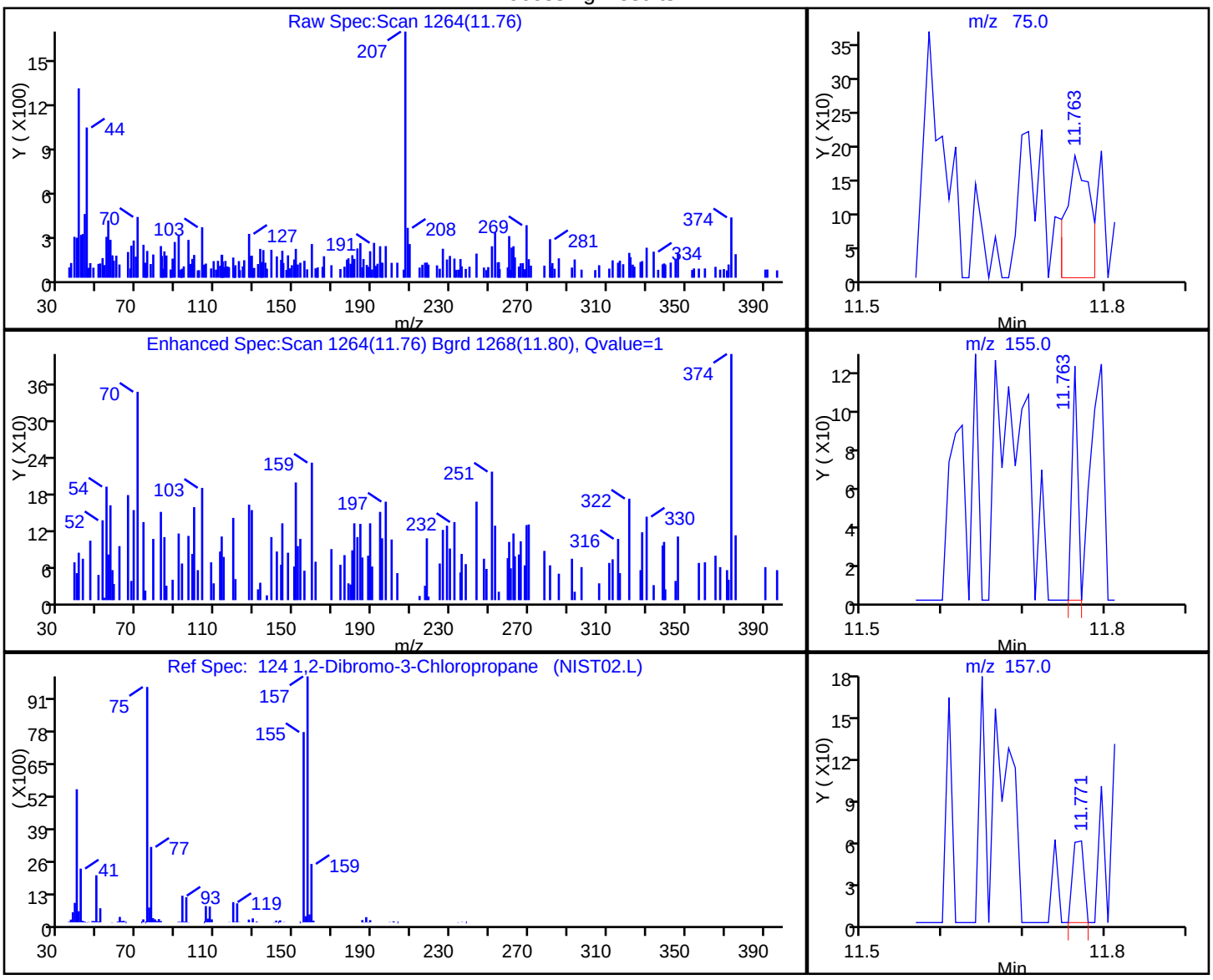

RT	Mass	Response	Amount
11.76	75.00	367	0.363094
11.76	155.00	57	
11.77	157.00	57	

Reviewer: delpolitov, 12-Mar-2018 17:41:26

Audit Action: Marked Compound Undetected Audit Reason: Invalid Compound ID

User Disabled Compound Report

TestAmerica Edison

Data File:	\\ChromNA\Edison\ChromData\CVOAMS6\20180309-68556.b\F60593.D		
Injection Date:	09-Mar-2018 13:23:30	Instrument ID:	CVOAMS6
Lims ID:	460-151079-A-18	Lab Sample ID:	460-151079-18
Client ID:	MW-507I		
Operator ID:		ALS Bottle#:	10 Worklist Smp#: 11
Purge Vol:	5.000 mL	Dil. Factor:	1.0000
Method:	8260624W6	Limit Group:	VOA - 8260C DKQP Water and Solid
Column:	Rtx-624 (0.25 mm)	Detector	MS SCAN

59 1,2-Dichloroethane, CAS: 107-06-2

Processing Results

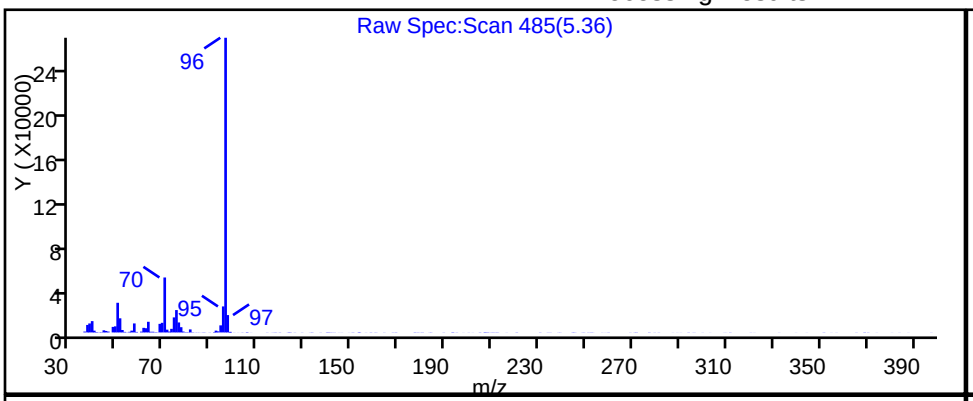

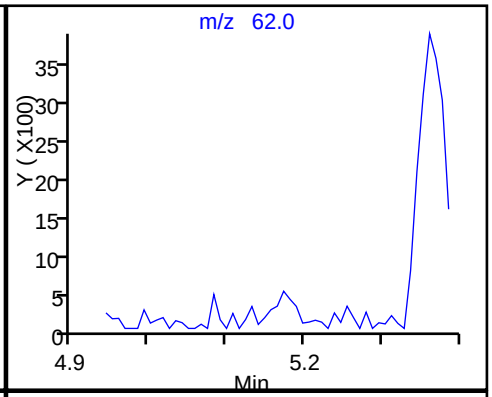

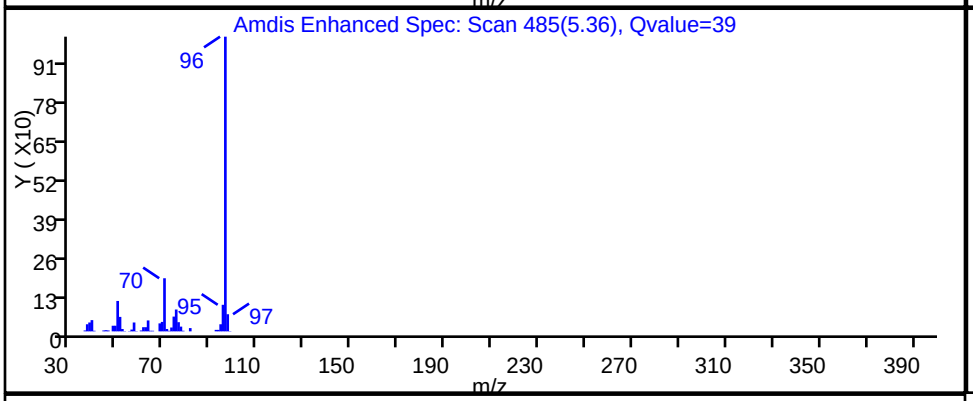

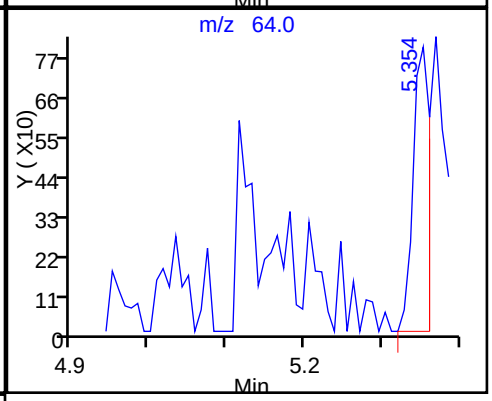

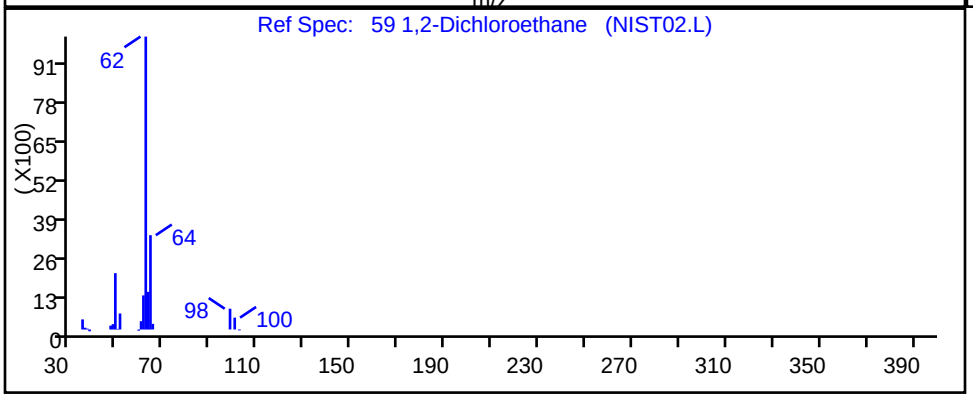

RT	Mass	Response	Amount
5.36	62.00	8919	1.873888
5.35	64.00	1189	

Reviewer: delpolitov, 12-Mar-2018 17:41:26

Audit Action: Marked Compound Undetected Audit Reason: Invalid Compound ID

User Disabled Compound Report

TestAmerica Edison

Data File:	\\ChromNA\Edison\ChromData\CVOAMS6\20180309-68556.b\F60593.D		
Injection Date:	09-Mar-2018 13:23:30	Instrument ID:	CVOAMS6
Lims ID:	460-151079-A-18	Lab Sample ID:	460-151079-18
Client ID:	MW-507I		
Operator ID:		ALS Bottle#:	10 Worklist Smp#: 11
Purge Vol:	5.000 mL	Dil. Factor:	1.0000
Method:	8260624W6	Limit Group:	VOA - 8260C DKQP Water and Solid
Column:	Rtx-624 (0.25 mm)	Detector	MS SCAN

66 1,2-Dichloropropane, CAS: 78-87-5

Processing Results

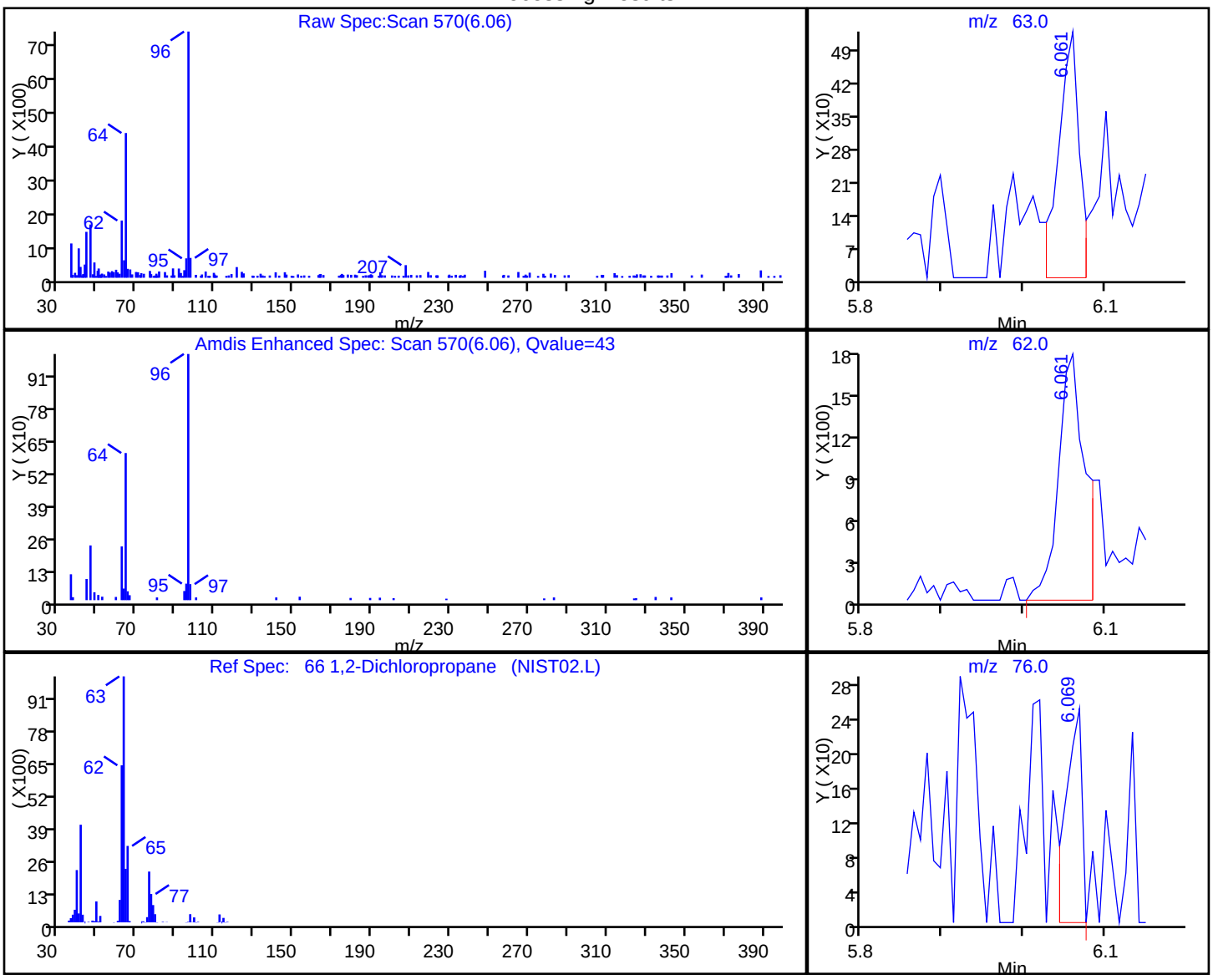

RT	Mass	Response	Amount
6.06	63.00	942	0.288113
6.06	62.00	3875	
6.07	76.00	337	
6.04	112.00	80	

Reviewer: delpolitov, 12-Mar-2018 17:41:26

Audit Action: Marked Compound Undetected Audit Reason: Invalid Compound ID

User Disabled Compound Report

TestAmerica Edison

Data File:	\\ChromNA\Edison\ChromData\CVOAMS6\20180309-68556.b\F60593.D		
Injection Date:	09-Mar-2018 13:23:30	Instrument ID:	CVOAMS6
Lims ID:	460-151079-A-18	Lab Sample ID:	460-151079-18
Client ID:	MW-507I		
Operator ID:		ALS Bottle#:	10 Worklist Smp#: 11
Purge Vol:	5.000 mL	Dil. Factor:	1.0000
Method:	8260624W6	Limit Group:	VOA - 8260C DKQP Water and Solid
Column:	Rtx-624 (0.25 mm)	Detector	MS SCAN

69 1,4-Dioxane, CAS: 123-91-1

Processing Results

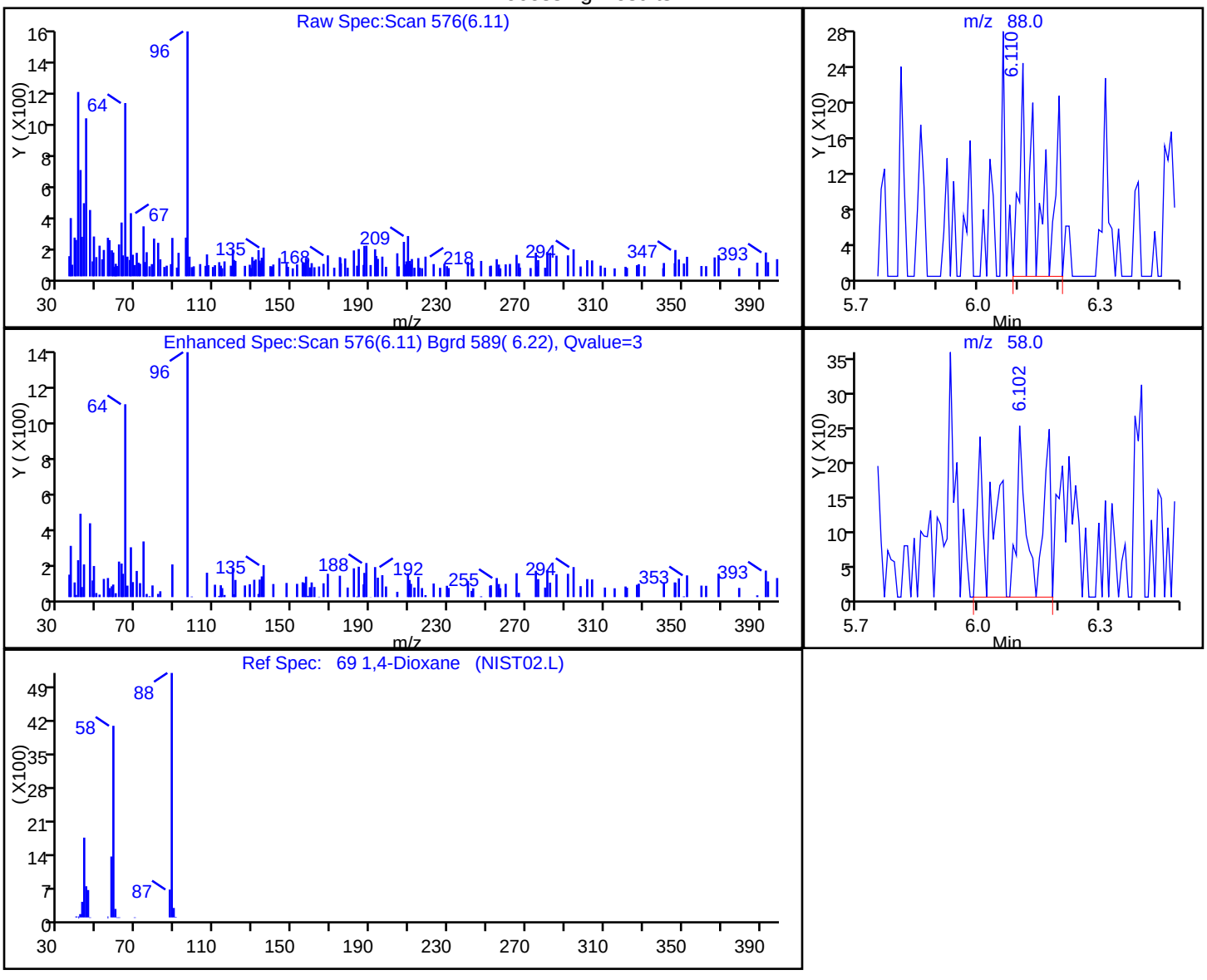

RT	Mass	Response	Amount
6.11	88.00	681	19.859879
6.10	58.00	1213	

Reviewer: delpolitov, 12-Mar-2018 17:41:26

Audit Action: Marked Compound Undetected Audit Reason: Invalid Compound ID

User Disabled Compound Report

TestAmerica Edison

Data File:	\\ChromNA\Edison\ChromData\CVOAMS6\20180309-68556.b\F60593.D		
Injection Date:	09-Mar-2018 13:23:30	Instrument ID:	CVOAMS6
Lims ID:	460-151079-A-18	Lab Sample ID:	460-151079-18
Client ID:	MW-507I		
Operator ID:		ALS Bottle#:	10 Worklist Smp#: 11
Purge Vol:	5.000 mL	Dil. Factor:	1.0000
Method:	8260624W6	Limit Group:	VOA - 8260C DKQP Water and Solid
Column:	Rtx-624 (0.25 mm)	Detector	MS SCAN

41 2-Butanone (MEK), CAS: 78-93-3

Processing Results

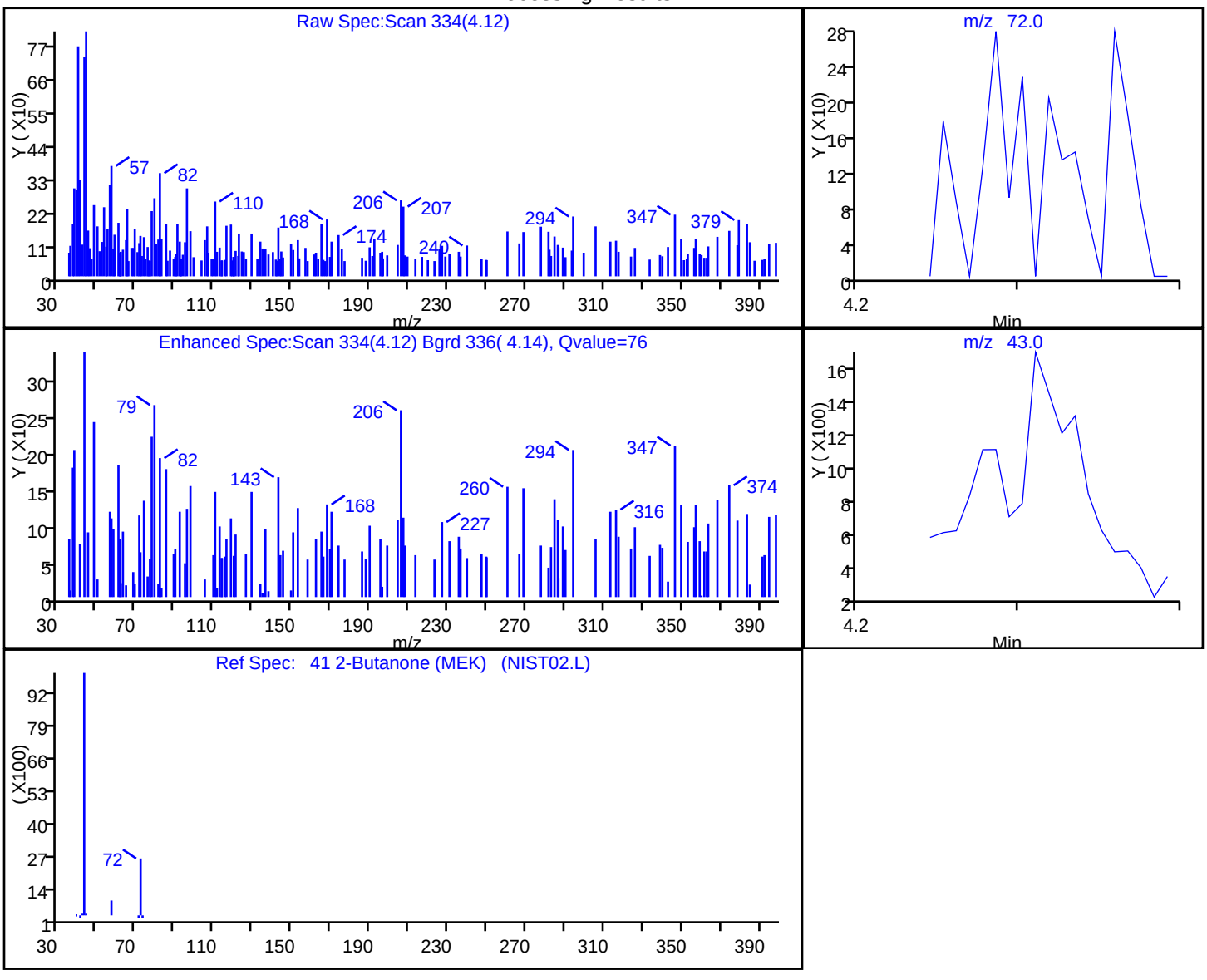

RT	Mass	Response	Amount
4.12	72.00	155	2.221483
4.12	43.00	434	

Reviewer: delpolitov, 12-Mar-2018 17:41:26

Audit Action: Marked Compound Undetected Audit Reason: Invalid Compound ID

User Disabled Compound Report

TestAmerica Edison

Data File:	\\ChromNA\Edison\ChromData\CVOAMS6\20180309-68556.b\F60593.D		
Injection Date:	09-Mar-2018 13:23:30	Instrument ID:	CVOAMS6
Lims ID:	460-151079-A-18	Lab Sample ID:	460-151079-18
Client ID:	MW-507I		
Operator ID:		ALS Bottle#:	10 Worklist Smp#: 11
Purge Vol:	5.000 mL	Dil. Factor:	1.0000
Method:	8260624W6	Limit Group:	VOA - 8260C DKQP Water and Solid
Column:	Rtx-624 (0.25 mm)	Detector	MS SCAN

77 4-Methyl-2-pentanone (MIBK), CAS: 108-10-1

Processing Results

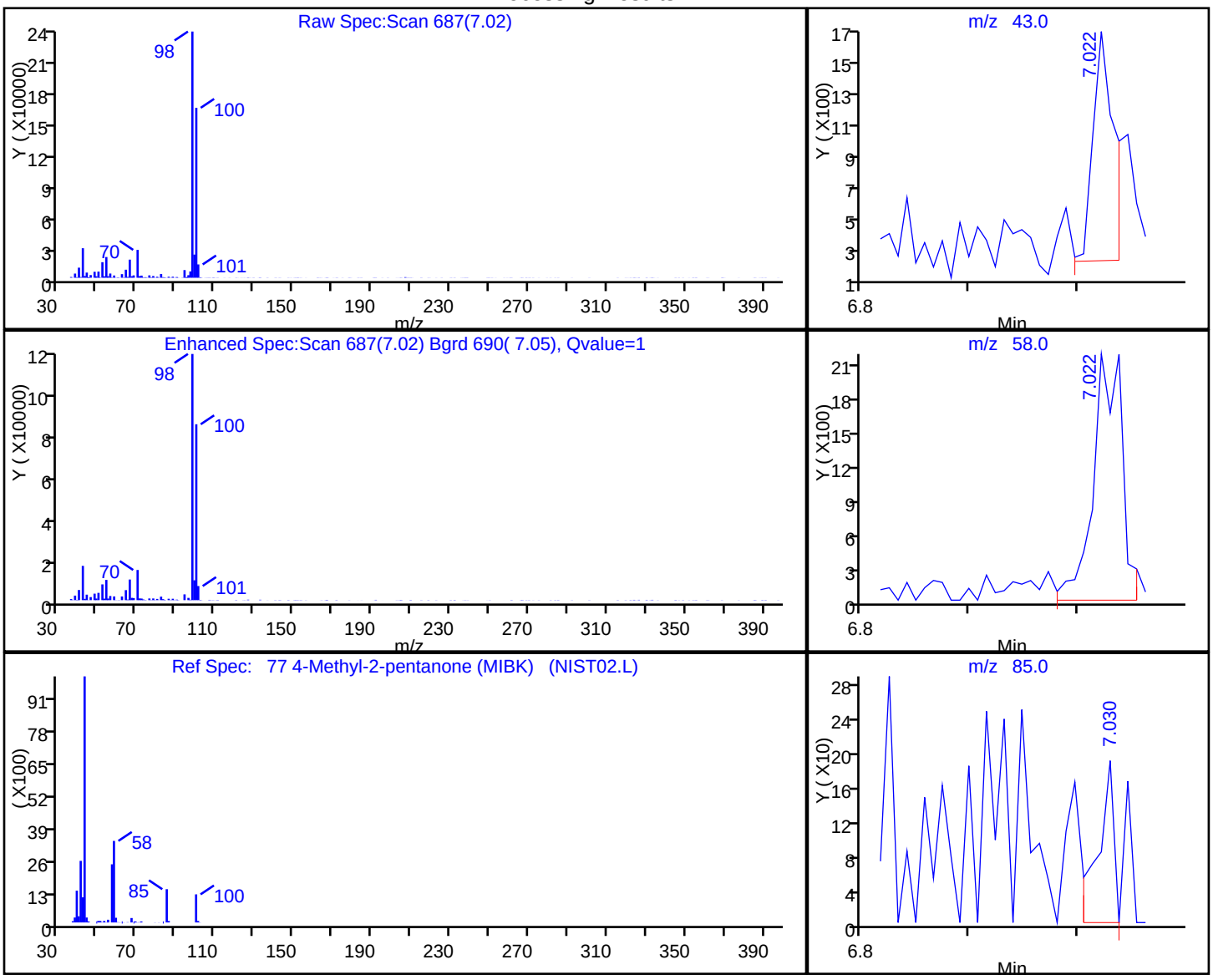

RT	Mass	Response	Amount
7.02	43.00	1872	0.686790
7.02	58.00	3973	
7.03	85.00	195	
7.03	100.00	362367	

Reviewer: delpolitov, 12-Mar-2018 17:41:26

Audit Action: Marked Compound Undetected Audit Reason: Invalid Compound ID

User Disabled Compound Report

TestAmerica Edison

Data File:	\\ChromNA\Edison\ChromData\CVOAMS6\20180309-68556.b\F60593.D		
Injection Date:	09-Mar-2018 13:23:30	Instrument ID:	CVOAMS6
Lims ID:	460-151079-A-18	Lab Sample ID:	460-151079-18
Client ID:	MW-507I		
Operator ID:		ALS Bottle#:	10 Worklist Smp#: 11
Purge Vol:	5.000 mL	Dil. Factor:	1.0000
Method:	8260624W6	Limit Group:	VOA - 8260C DKQP Water and Solid
Column:	Rtx-624 (0.25 mm)	Detector	MS SCAN

6 Bromomethane, CAS: 74-83-9

Processing Results

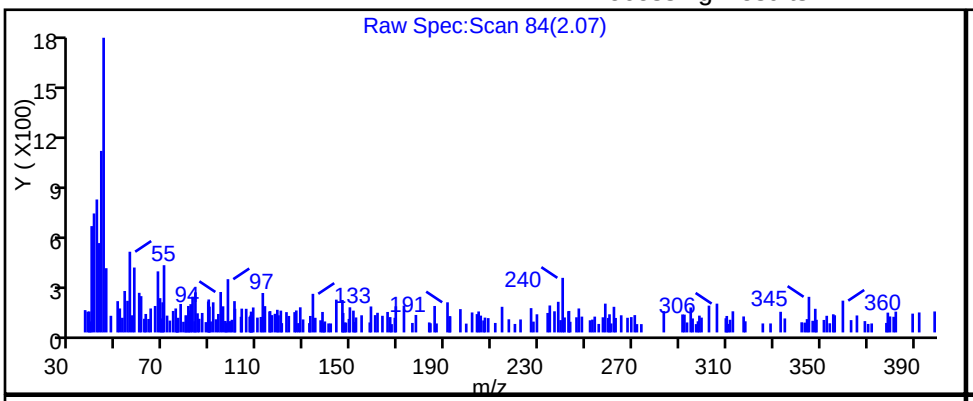

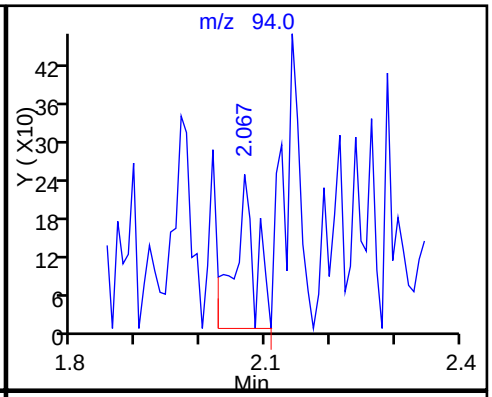

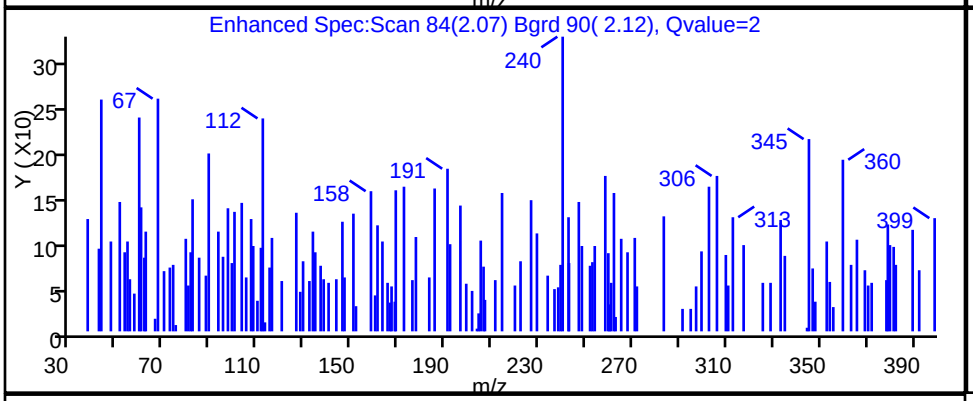

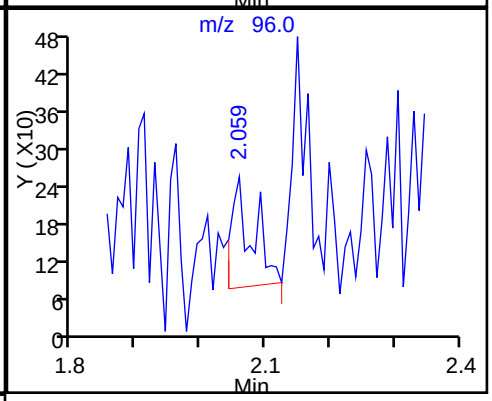

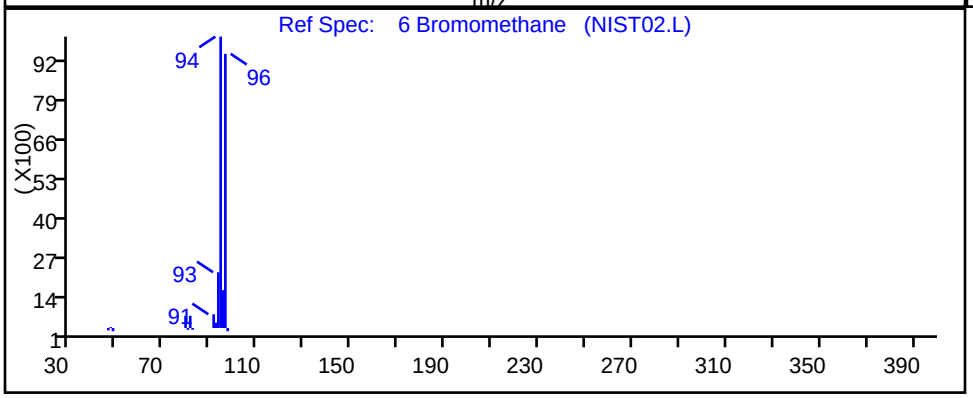

RT	Mass	Response	Amount
2.07	94.00	545	0.200998
2.06	96.00	393	

Reviewer: delpolitov, 12-Mar-2018 17:41:26

Audit Action: Marked Compound Undetected Audit Reason: Invalid Compound ID

User Disabled Compound Report

TestAmerica Edison

Data File:	\\ChromNA\Edison\ChromData\CVOAMS6\20180309-68556.b\F60593.D		
Injection Date:	09-Mar-2018 13:23:30	Instrument ID:	CVOAMS6
Lims ID:	460-151079-A-18	Lab Sample ID:	460-151079-18
Client ID:	MW-507I		
Operator ID:		ALS Bottle#:	10 Worklist Smp#: 11
Purge Vol:	5.000 mL	Dil. Factor:	1.0000
Method:	8260624W6	Limit Group:	VOA - 8260C DKQP Water and Solid
Column:	Rtx-624 (0.25 mm)	Detector	MS SCAN

4 Vinyl chloride, CAS: 75-01-4

Processing Results

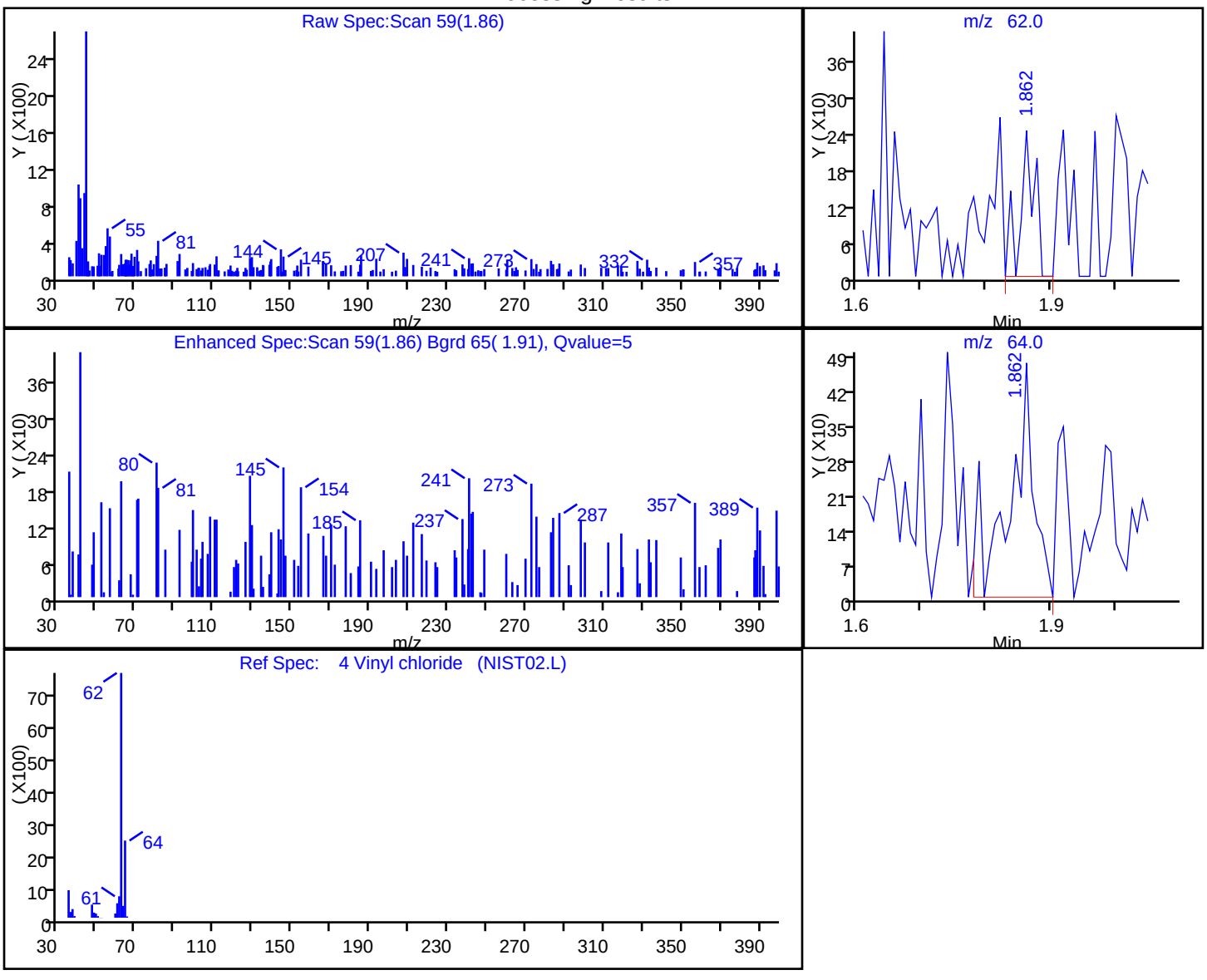

RT	Mass	Response	Amount
1.86	62.00	384	0.089903
1.86	64.00	1261	

Reviewer: delpolitov, 12-Mar-2018 17:41:26

Audit Action: Marked Compound Undetected Audit Reason: Invalid Compound ID

FORM I
GC/MS VOA ORGANICS ANALYSIS DATA SHEET

Lab Name: TestAmerica Edison | Job No.: 460-151079-1

SDG No.:

Client Sample ID: MW-508S | Lab Sample ID: 460-151079-19

Matrix: Water | Lab File ID: F60594.D

Analysis Method: 8260C | Date Collected: 02/27/2018 09:10

Sample wt/vol: 5(mL) | Date Analyzed: 03/09/2018 13:46

Soil Aliquot Vol: | Dilution Factor: 1

Soil Extract Vol.: | GC Column: Rtx-624 ID: 0.25(mm)

% Moisture: | Level: (low/med) Low

Analysis Batch No.: 502418 | Units: ug/L

CAS NO.	COMPOUND NAME	RESULT	Q	RL	MDL
71-55-6	1,1,1-Trichloroethane	0.28	U	1.0	0.28
79-34-5	1,1,2,2-Tetrachloroethane	0.19	U	1.0	0.19
79-00-5	1,1,2-Trichloroethane	0.080	U	1.0	0.080
75-34-3	1,1-Dichloroethane	0.24	U	1.0	0.24
75-35-4	1,1-Dichloroethene	0.34	U	1.0	0.34
87-61-6	1,2,3-Trichlorobenzene	0.35	U	1.0	0.35
120-82-1	1,2,4-Trichlorobenzene	0.27	U	1.0	0.27
96-12-8	1,2-Dibromo-3-Chloropropane	0.23	U	1.0	0.23
106-93-4	1,2-Dibromoethane	0.19	U	1.0	0.19
95-50-1	1,2-Dichlorobenzene	0.22	U	1.0	0.22
107-06-2	1,2-Dichloroethane	0.25	U	1.0	0.25
78-87-5	1,2-Dichloropropane	0.18	U	1.0	0.18
541-73-1	1,3-Dichlorobenzene	0.33	U	1.0	0.33
106-46-7	1,4-Dichlorobenzene	0.33	U	1.0	0.33
123-91-1	1,4-Dioxane	8.7	U	50	8.7
78-93-3	2-Butanone	2.2	U	5.0	2.2
591-78-6	2-Hexanone	0.72	U	5.0	0.72
108-10-1	4-Methyl-2-pentanone	0.63	U	5.0	0.63
67-64-1	Acetone	1.1	U	5.0	1.1
71-43-2	Benzene	0.090	U	1.0	0.090
74-97-5	Bromochloromethane	0.30	U	1.0	0.30
75-27-4	Bromodichloromethane	0.15	U	1.0	0.15
75-25-2	Bromoform	0.18	U	1.0	0.18
74-83-9	Bromomethane	0.18	U	1.0	0.18
75-15-0	Carbon disulfide	0.22	U	1.0	0.22
56-23-5	Carbon tetrachloride	0.33	U	1.0	0.33
108-90-7	Chlorobenzene	0.24	U	1.0	0.24
75-00-3	Chloroethane	0.37	U	1.0	0.37
67-66-3	Chloroform	1.6		1.0	0.22
74-87-3	Chloromethane	0.22	U	1.0	0.22
156-59-2	cis-1,2-Dichloroethene	0.26	U	1.0	0.26
10061-01-5	cis-1,3-Dichloropropene	0.16	U	1.0	0.16
110-82-7	Cyclohexane	0.26	U	1.0	0.26
124-48-1	Dibromochloromethane	0.22	U	1.0	0.22
75-71-8	Dichlorodifluoromethane	0.14	U	1.0	0.14
100-41-4	Ethylbenzene	0.30	U	1.0	0.30

FORM I
GC/MS VOA ORGANICS ANALYSIS DATA SHEET

Lab Name: TestAmerica Edison | Job No.: 460-151079-1

SDG No.:

Client Sample ID: MW-508S | Lab Sample ID: 460-151079-19

Matrix: Water | Lab File ID: F60594.D

Analysis Method: 8260C | Date Collected: 02/27/2018 09:10

Sample wt/vol: 5(mL) | Date Analyzed: 03/09/2018 13:46

Soil Aliquot Vol: | Dilution Factor: 1

Soil Extract Vol.: | GC Column: Rtx-624 ID: 0.25(mm)

% Moisture: | Level: (low/med) Low

Analysis Batch No.: 502418 | Units: ug/L

CAS NO.	COMPOUND NAME	RESULT	Q	RL	MDL
76-13-1	Freon TF	0.34	U	1.0	0.34
98-82-8	Isopropylbenzene	0.32	U	1.0	0.32
179601-23-1	m&p-Xylene	0.28	U	1.0	0.28
79-20-9	Methyl acetate	0.58	U	5.0	0.58
108-87-2	Methylcyclohexane	0.22	U	1.0	0.22
75-09-2	Methylene Chloride	0.97	J	1.0	0.21
1634-04-4	MTBE	0.13	U	1.0	0.13
95-47-6	o-Xylene	0.32	U	1.0	0.32
100-42-5	Styrene	0.17	U	1.0	0.17
127-18-4	Tetrachloroethene	0.23	J	1.0	0.12
108-88-3	Toluene	0.25	U	1.0	0.25
156-60-5	trans-1,2-Dichloroethene	0.18	U	1.0	0.18
10061-02-6	trans-1,3-Dichloropropene	0.19	U	1.0	0.19
79-01-6	Trichloroethene	1.4		1.0	0.22
75-69-4	Trichlorofluoromethane	0.15	U	1.0	0.15
75-01-4	Vinyl chloride	0.060	U	1.0	0.060

CAS NO.	SURROGATE	%REC	Q	LIMITS
17060-07-0	1,2-Dichloroethane-d4 (Surr)	102		70-130
460-00-4	Bromofluorobenzene	101		70-130
1868-53-7	Dibromofluoromethane (Surr)	106		70-130
2037-26-5	Toluene-d8 (Surr)	97		70-130

FORM I
GC/MS VOA ORGANICS ANALYSIS DATA SHEET
TENTATIVELY IDENTIFIED COMPOUNDS

Lab Name: TestAmerica Edison Job No.: 460-151079-1

SDG No.:

Client Sample ID: MW-508S Lab Sample ID: 460-151079-19

Matrix: Water Lab File ID: F60594.D

Analysis Method: 8260C Date Collected: 02/27/2018 09:10

Sample wt/vol: 5(mL) Date Analyzed: 03/09/2018 13:46

Soil Aliquot Vol: Dilution Factor: 1

Soil Extract Vol.: GC Column: Rtx-624 ID: 0.25(mm)

% Moisture: Level: (low/med) Low

Analysis Batch No.: 502418 Units: ug/L

Number TICs Found: 0 TIC Result Total: 0

CAS NO.	COMPOUND NAME	RT	RESULT	Q	MATCH QUALITY
	Tentatively Identified Compound		None		

FORM I-TIC 8260C

TestAmerica Edison
Target Compound Quantitation Report

Data File: \\ChromNA\Edison\ChromData\CVOAMS6\20180309-68556.b\F60594.D
Lims ID: 460-151079-A-19
Client ID: MW-508S
Sample Type: Client
Inject. Date: 09-Mar-2018 13:46:30 ALS Bottle#: 11 Worklist Smp#: 12
Purge Vol: 5.000 mL Dil. Factor: 1.0000
Sample Info: 460-151079-A-19
Misc. Info.: 460-0068556-012
Operator ID: Instrument ID: CVOAMS6

Method: \\ChromNA\Edison\ChromData\CVOAMS6\20180309-68556.b\8260624W6.m
Limit Group: VOA - 8260C DKQP Water and Solid
Last Update: 12-Mar-2018 17:42:06 Calib Date: 09-Mar-2018 04:49:30
Integrator: RTE ID Type: Deconvolution ID
Quant Method: Internal Standard Quant By: Initial Calibration
Last ICal File: \\ChromNA\Edison\ChromData\CVOAMS6\20180309-68530.b\F60575.D

Column 1 : Rtx-624 (0.25 mm) Det: MS SCAN
Process Host: XAWRK008

First Level Reviewer: delpolitov Date: 12-Mar-2018 17:42:06

Compound	Sig	RT (min.)	Exp RT (min.)	Dlt RT (min.)	Q	Response	OnCol Amt ug/l	Flags
* 26 TBA-d9 (IS)	65	3.226	3.209	0.017	0	262338	1000.0	
27 Methylene Chloride	84	3.234	3.217	0.017	27	3854	0.9693	
* 38 2-Butanone-d5	46	4.277	4.261	0.016	0	241261	250.0	
48 Chloroform	83	4.598	4.581	0.017	97	10064	1.63	
$ 51 Dibromofluoromethane (Surr	113	4.754	4.738	0.016	97	162982	52.9	
$ 56 1,2-Dichloroethane-d4 (Sur	65	5.099	5.091	0.008	0	167230	51.0	
* 61 Fluorobenzene	96	5.370	5.362	0.008	99	531697	50.0	
63 Trichloroethene	95	5.715	5.707	0.008	94	4937	1.38	
* 67 1,4-Dioxane-d8	96	6.069	6.052	0.017	0	25292	1000.0	
$ 78 Toluene-d8 (Surr)	98	7.030	7.022	0.008	99	526913	48.5	
83 Tetrachloroethene	166	7.712	7.712	0.000	73	1029	0.2337	
* 89 Chlorobenzene-d5	117	8.821	8.813	0.008	85	448227	50.0	
$ 100 4-Bromofluorobenzene	174	10.070	10.070	0.000	96	217943	50.5	
* 116 1,4-Dichlorobenzene-d4	152	10.941	10.941	0.000	95	296591	50.0	

Reagents:

VOA6IS/SURR_00009 Amount Added: 5.00 Units: uL Run Reagent

Report Date: 12-Mar-2018 17:42:08 Chrom Revision: 2.2 08-Feb-2018 13:38:42

TestAmerica Edison

Data File: \\ChromNA\Edison\ChromData\CVOAMS6\20180309-68556.b\F60594.D

Injection Date:	09-Mar-2018 13:46:30	Instrument ID:	CVOAMS6	Operator ID:	
Lims ID:	460-151079-A-19	Lab Sample ID:	460-151079-19	Worklist Smp#:	12
Client ID:	MW-508S				
Purge Vol:	5.000 mL	Dil. Factor:	1.0000	ALS Bottle#:	11
Method:	8260624W6	Limit Group:	VOA - 8260C DKQP Water and Solid		

Column: Rtx-624 (0.25 mm)

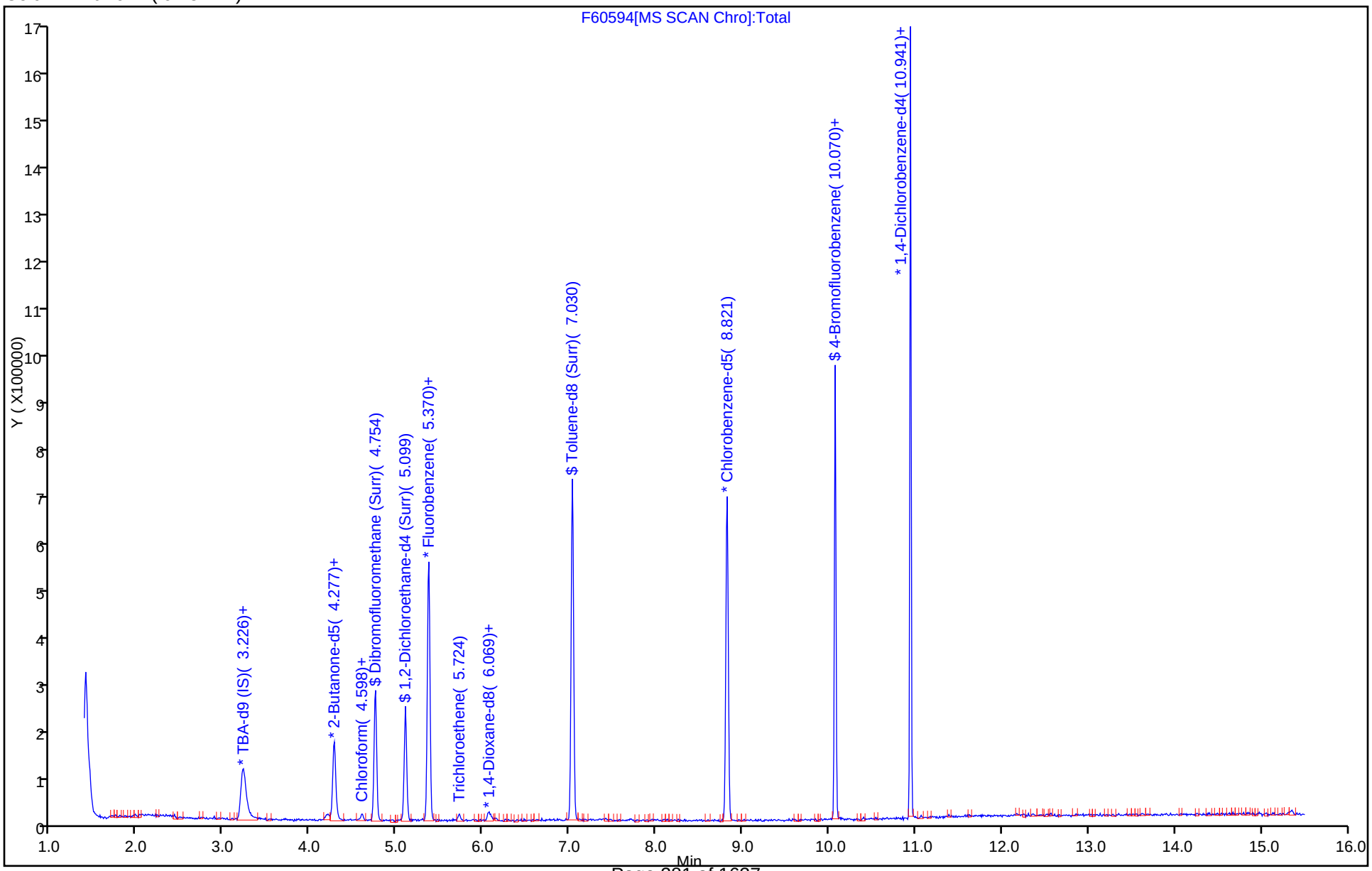

Report Date: 12-Mar-2018 17:42:08 Chrom Revision: 2.2 08-Feb-2018 13:38:42

TestAmerica Edison

Data File: \\ChromNA\Edison\ChromData\CVOAMS6\20180309-68556.b\F60594.D

Injection Date:	09-Mar-2018 13:46:30	Instrument ID:	CVOAMS6
Lims ID:	460-151079-A-19	Lab Sample ID:	460-151079-19
Client ID:	MW-508S		
Operator ID:		ALS Bottle#:	11 Worklist Smp#: 12
Purge Vol:	5.000 mL	Dil. Factor:	1.0000
Method:	8260624W6	Limit Group:	VOA - 8260C DKQP Water and Solid
Column:	Rtx-624 (0.25 mm)	Detector	MS SCAN

48 Chloroform, CAS: 67-66-3

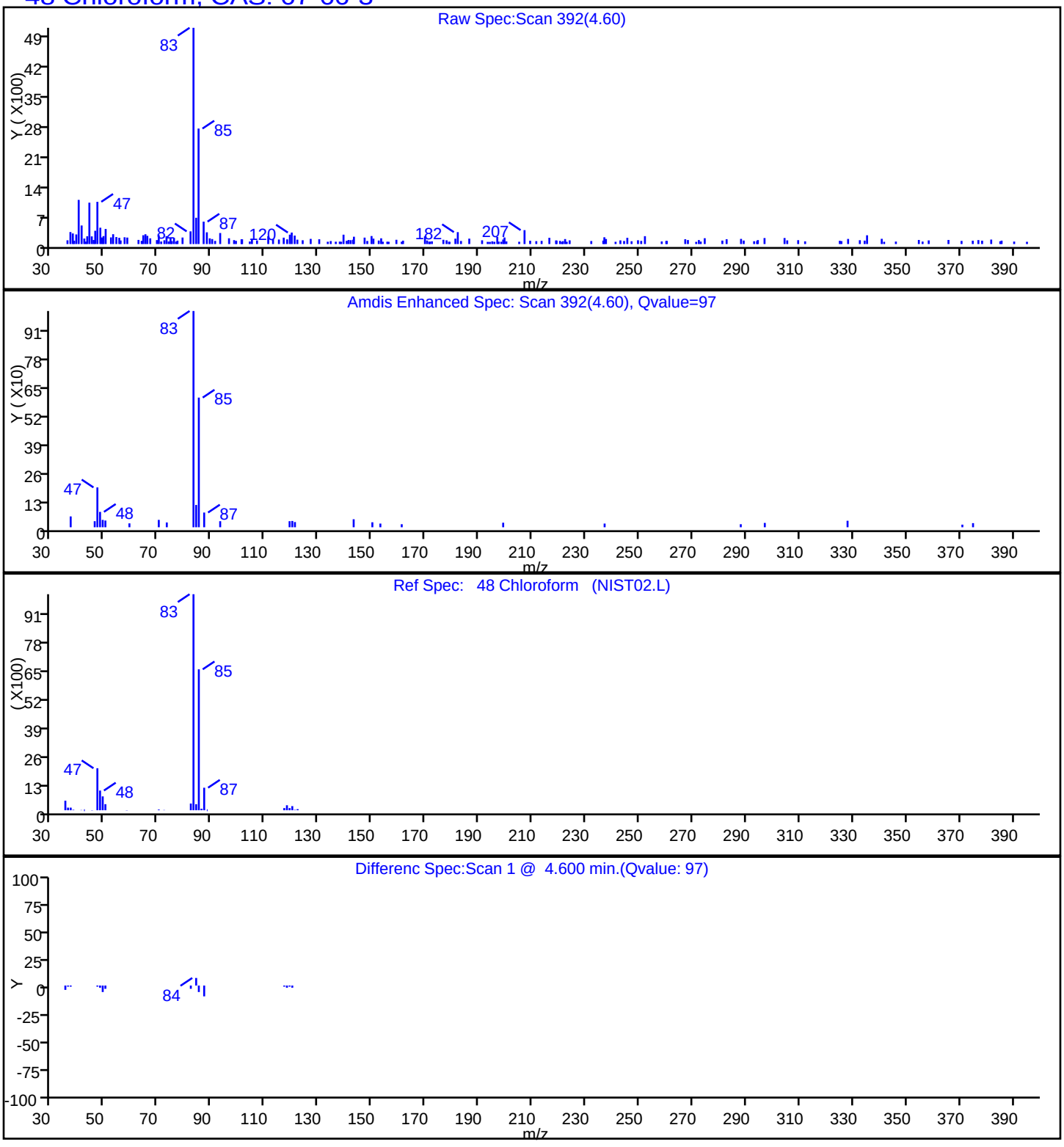

Report Date: 12-Mar-2018 17:42:08 Chrom Revision: 2.2 08-Feb-2018 13:38:42

TestAmerica Edison

Data File: \\ChromNA\Edison\ChromData\CVOAMS6\20180309-68556.b\F60594.D

Injection Date:	09-Mar-2018 13:46:30	Instrument ID:	CVOAMS6
Lims ID:	460-151079-A-19	Lab Sample ID:	460-151079-19
Client ID:	MW-508S		
Operator ID:		ALS Bottle#:	11 Worklist Smp#: 12
Purge Vol:	5.000 mL	Dil. Factor:	1.0000
Method:	8260624W6	Limit Group:	VOA - 8260C DKQP Water and Solid
Column:	Rtx-624 (0.25 mm)	Detector	MS SCAN

27 Methylene Chloride, CAS: 75-09-2

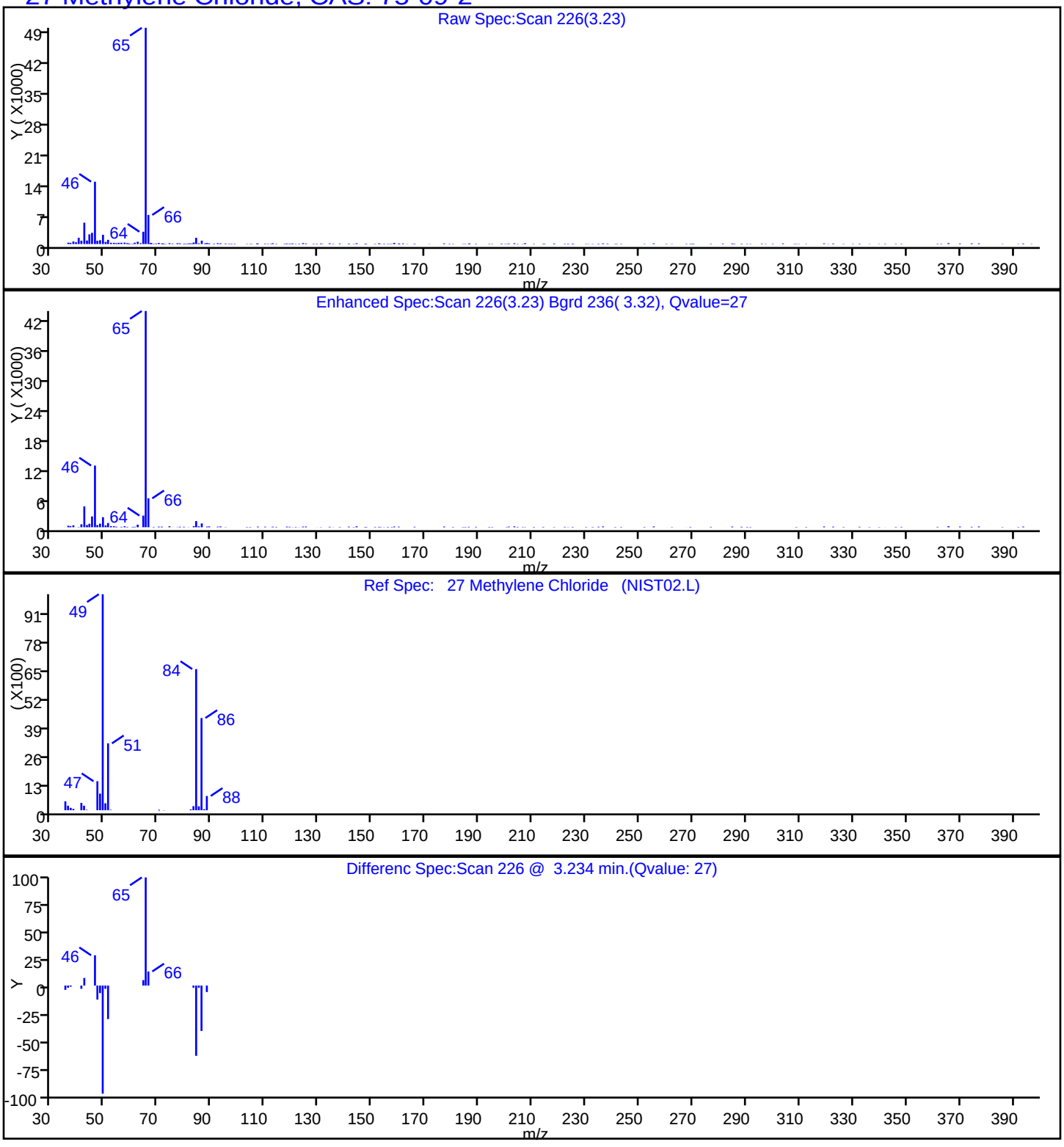

Report Date: 12-Mar-2018 17:42:08 Chrom Revision: 2.2 08-Feb-2018 13:38:42

TestAmerica Edison

Data File: \\ChromNA\Edison\ChromData\CVOAMS6\20180309-68556.b\F60594.D

Injection Date:	09-Mar-2018 13:46:30	Instrument ID:	CVOAMS6
Lims ID:	460-151079-A-19	Lab Sample ID:	460-151079-19
Client ID:	MW-508S		
Operator ID:		ALS Bottle#:	11 Worklist Smp#: 12
Purge Vol:	5.000 mL	Dil. Factor:	1.0000
Method:	8260624W6	Limit Group:	VOA - 8260C DKQP Water and Solid
Column:	Rtx-624 (0.25 mm)	Detector	MS SCAN

83 Tetrachloroethene, CAS: 127-18-4

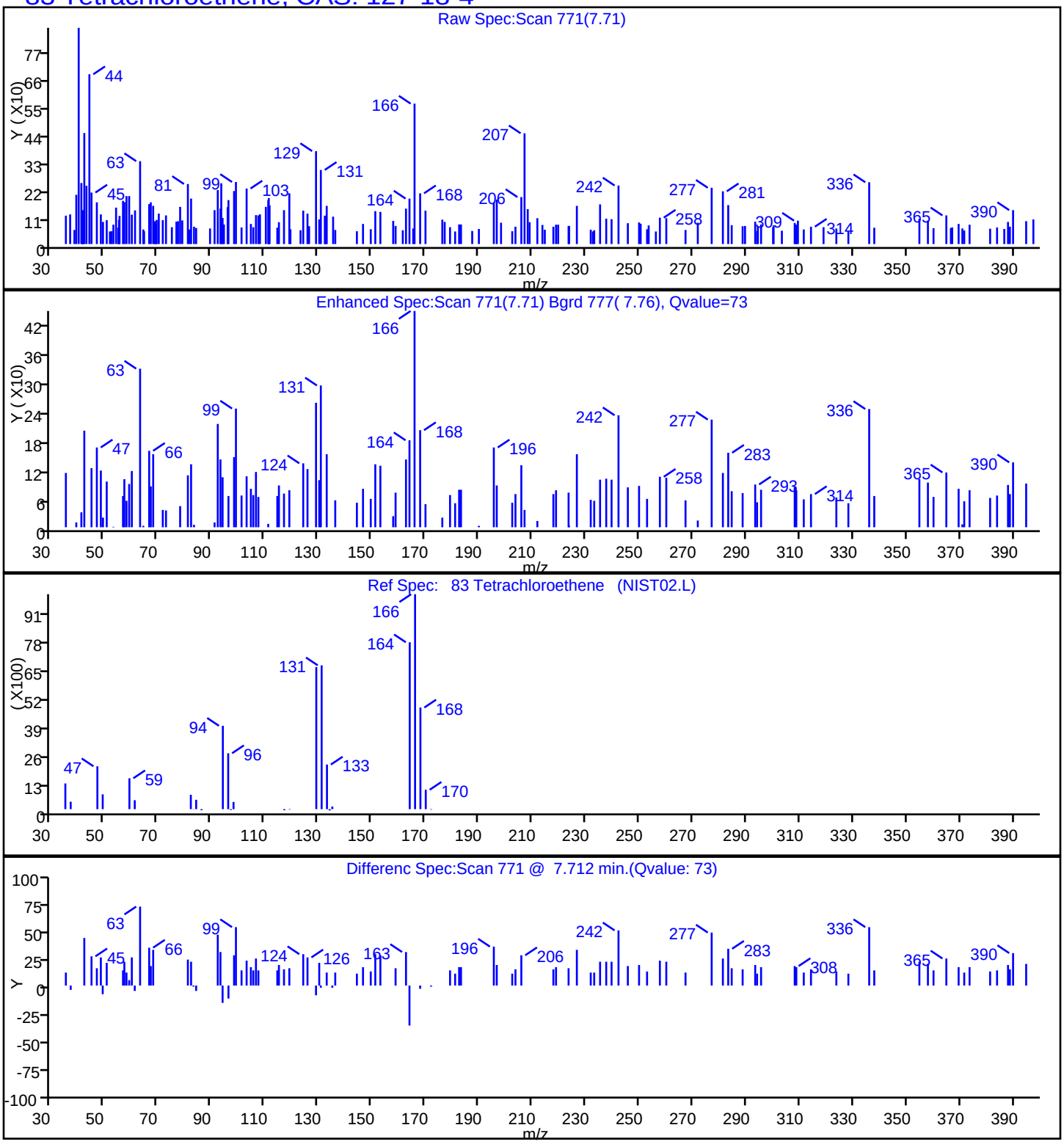

Report Date: 12-Mar-2018 17:42:08 Chrom Revision: 2.2 08-Feb-2018 13:38:42

TestAmerica Edison

Data File: \\ChromNA\Edison\ChromData\CVOAMS6\20180309-68556.b\F60594.D

Injection Date:	09-Mar-2018 13:46:30	Instrument ID:	CVOAMS6
Lims ID:	460-151079-A-19	Lab Sample ID:	460-151079-19
Client ID:	MW-508S		
Operator ID:		ALS Bottle#:	11 Worklist Smp#: 12
Purge Vol:	5.000 mL	Dil. Factor:	1.0000
Method:	8260624W6	Limit Group:	VOA - 8260C DKQP Water and Solid
Column:	Rtx-624 (0.25 mm)	Detector	MS SCAN

63 Trichloroethene, CAS: 79-01-6

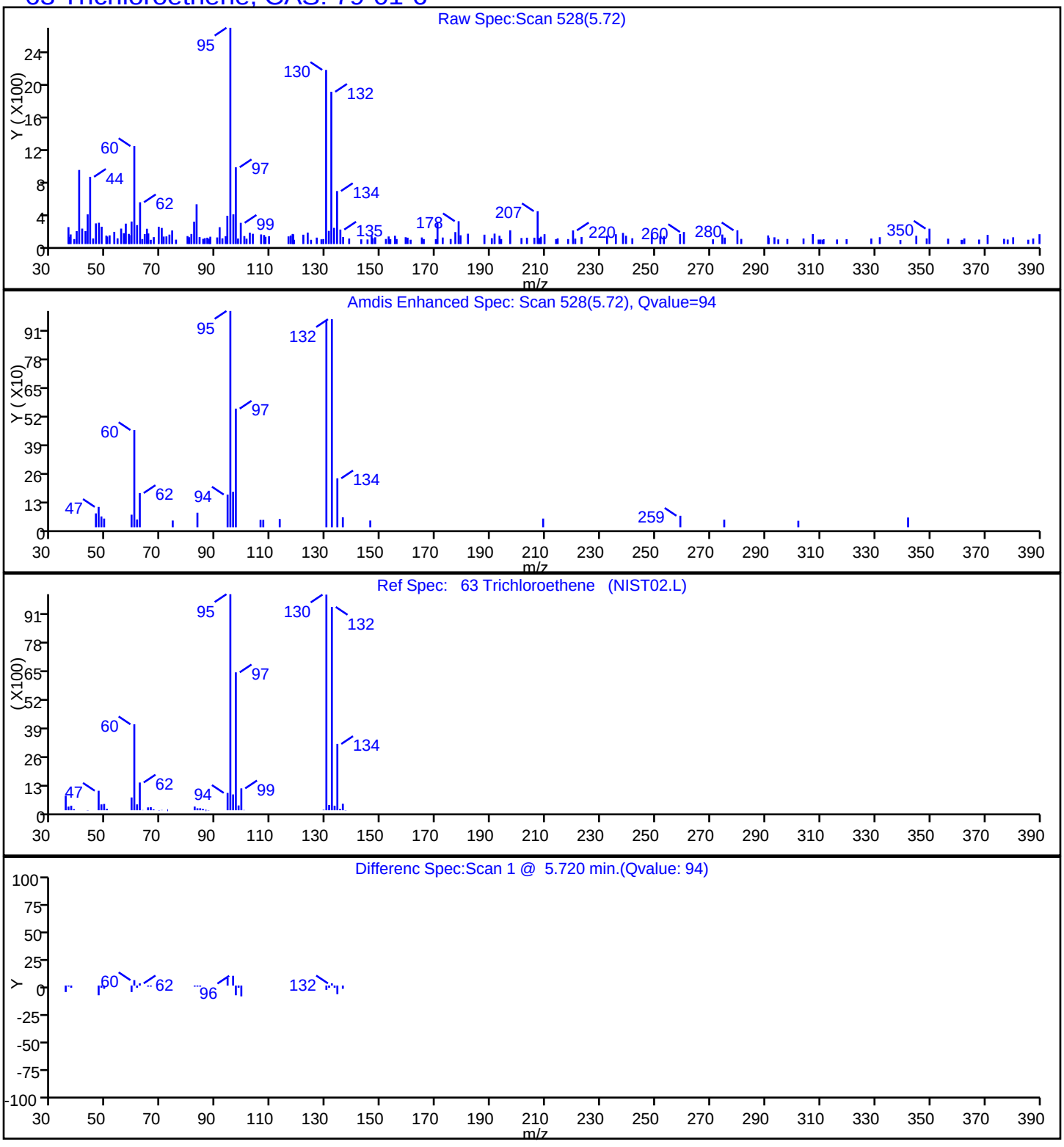

User Disabled Compound Report

TestAmerica Edison

Data File:	\\ChromNA\Edison\ChromData\CVOAMS6\20180309-68556.b\F60594.D		
Injection Date:	09-Mar-2018 13:46:30	Instrument ID:	CVOAMS6
Lims ID:	460-151079-A-19	Lab Sample ID:	460-151079-19
Client ID:	MW-508S		
Operator ID:		ALS Bottle#:	11 Worklist Smp#: 12
Purge Vol:	5.000 mL	Dil. Factor:	1.0000
Method:	8260624W6	Limit Group:	VOA - 8260C DKQP Water and Solid
Column:	Rtx-624 (0.25 mm)	Detector	MS SCAN

82 1,1,2-Trichloroethane, CAS: 79-00-5

Processing Results

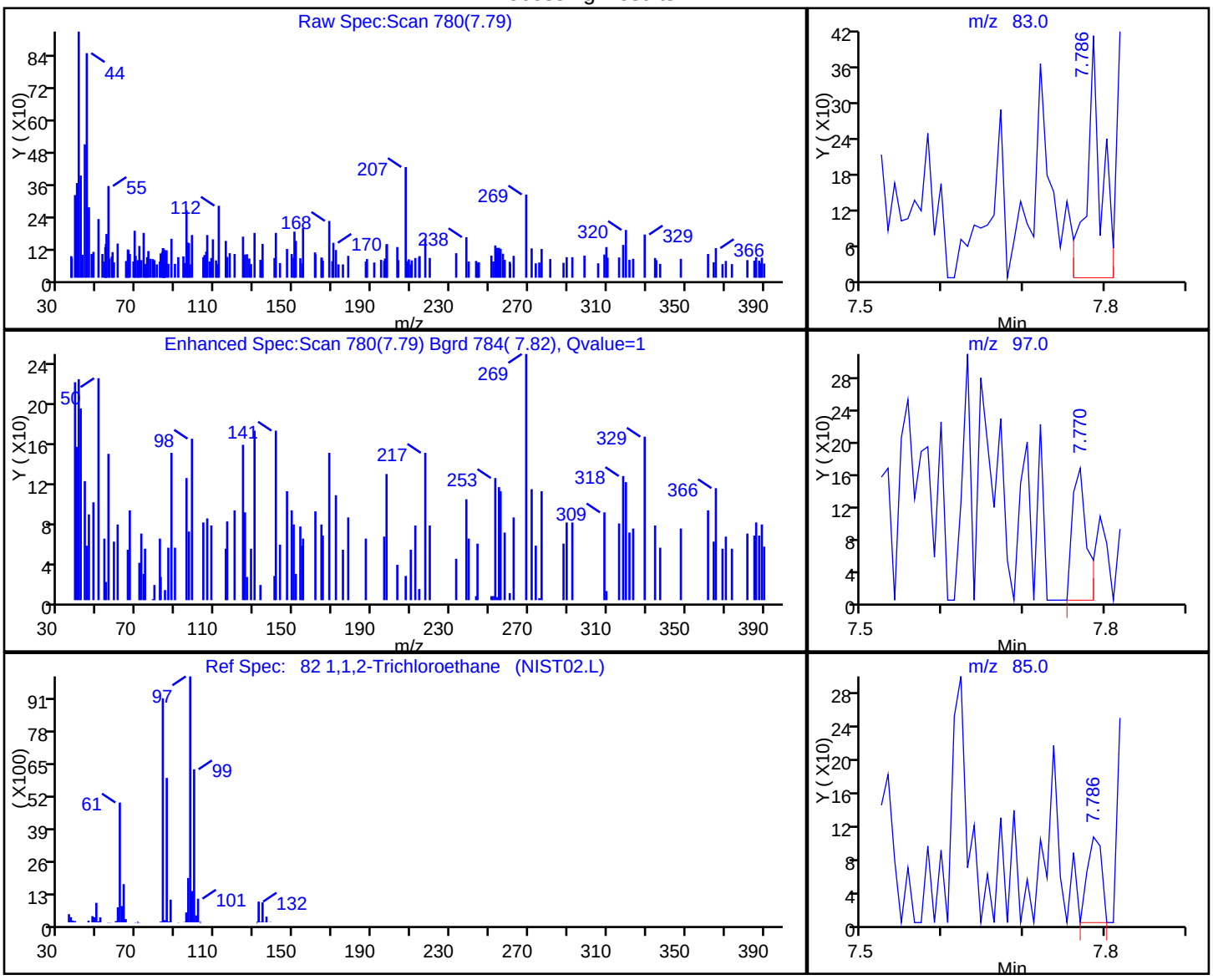

RT	Mass	Response	Amount
7.79	83.00	506	0.198675
7.77	97.00	205	
7.79	85.00	126	

Reviewer: delpolitov, 12-Mar-2018 17:42:06

Audit Action: Marked Compound Undetected Audit Reason: Invalid Compound ID

User Disabled Compound Report

TestAmerica Edison

Data File:	\\ChromNA\Edison\ChromData\CVOAMS6\20180309-68556.b\F60594.D		
Injection Date:	09-Mar-2018 13:46:30	Instrument ID:	CVOAMS6
Lims ID:	460-151079-A-19	Lab Sample ID:	460-151079-19
Client ID:	MW-508S		
Operator ID:		ALS Bottle#:	11 Worklist Smp#: 12
Purge Vol:	5.000 mL	Dil. Factor:	1.0000
Method:	8260624W6	Limit Group:	VOA - 8260C DKQP Water and Solid
Column:	Rtx-624 (0.25 mm)	Detector	MS SCAN

124 1,2-Dibromo-3-Chloropropane, CAS: 96-12-8

Processing Results

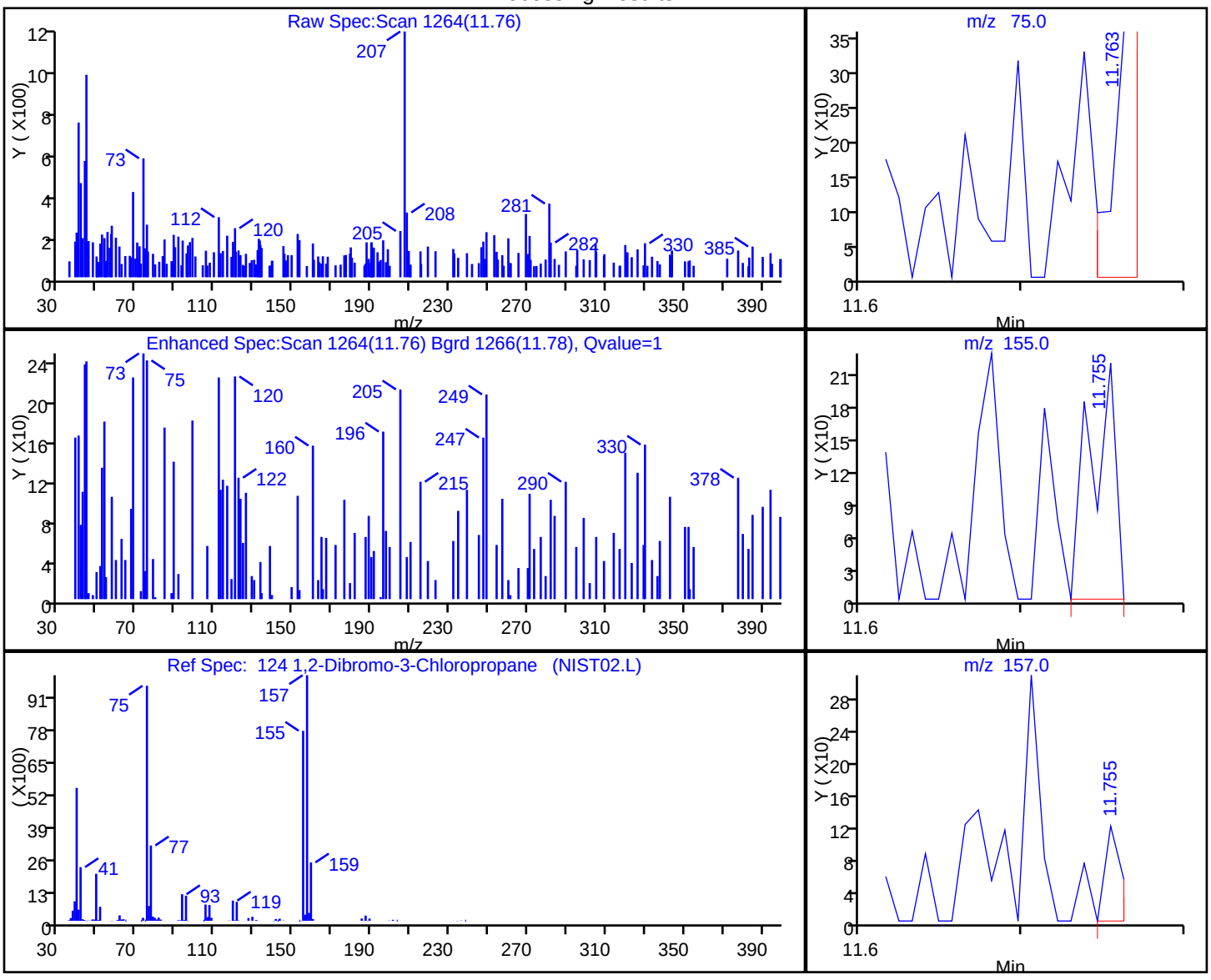

RT	Mass	Response	Amount
11.76	75.00	267	0.278781
11.75	155.00	235	
11.75	157.00	83	

Reviewer: delpolitov, 12-Mar-2018 17:42:06

Audit Action: Marked Compound Undetected Audit Reason: Invalid Compound ID

User Disabled Compound Report

TestAmerica Edison

Data File:	\\ChromNA\Edison\ChromData\CVOAMS6\20180309-68556.b\F60594.D		
Injection Date:	09-Mar-2018 13:46:30	Instrument ID:	CVOAMS6
Lims ID:	460-151079-A-19	Lab Sample ID:	460-151079-19
Client ID:	MW-508S		
Operator ID:		ALS Bottle#:	11 Worklist Smp#: 12
Purge Vol:	5.000 mL	Dil. Factor:	1.0000
Method:	8260624W6	Limit Group:	VOA - 8260C DKQP Water and Solid
Column:	Rtx-624 (0.25 mm)	Detector	MS SCAN

59 1,2-Dichloroethane, CAS: 107-06-2

Processing Results

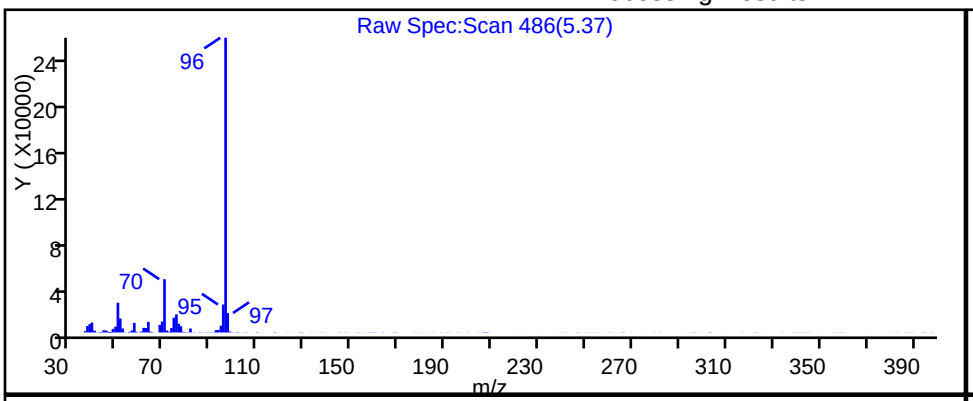

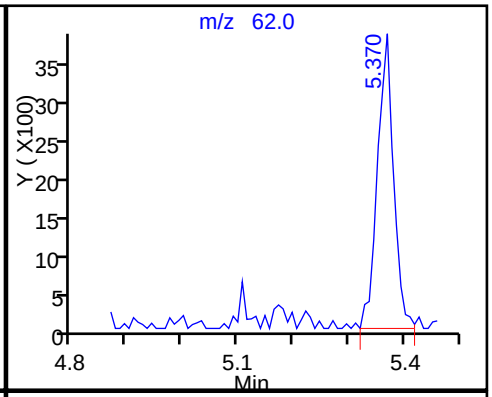

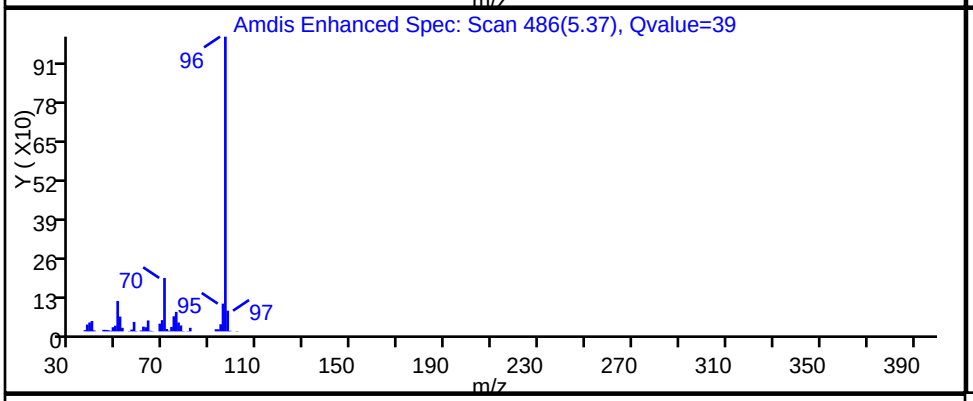

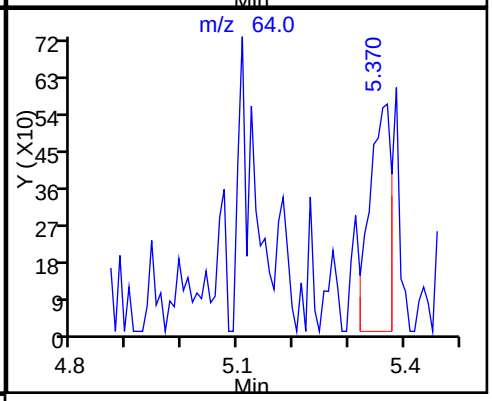

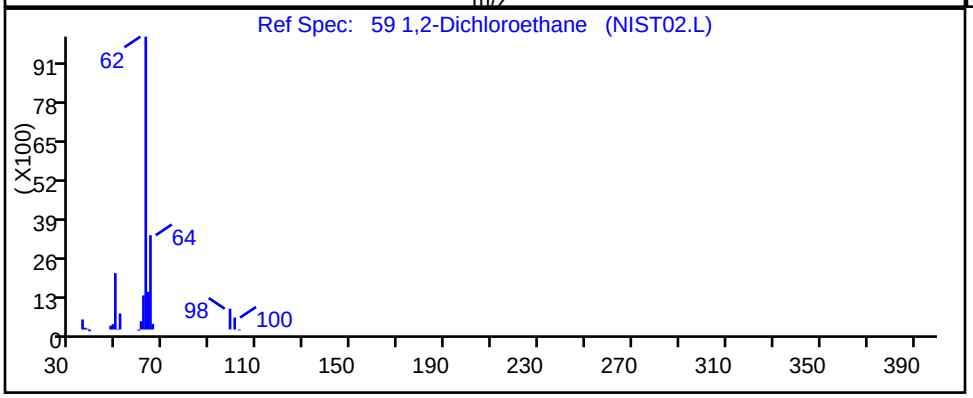

RT	Mass	Response	Amount
5.37	62.00	7729	1.707628
5.37	64.00	1540	

Reviewer: delpolitov, 12-Mar-2018 17:42:06

Audit Action: Marked Compound Undetected Audit Reason: Invalid Compound ID

User Disabled Compound Report

TestAmerica Edison

Data File:	\\ChromNA\Edison\ChromData\CVOAMS6\20180309-68556.b\F60594.D		
Injection Date:	09-Mar-2018 13:46:30	Instrument ID:	CVOAMS6
Lims ID:	460-151079-A-19	Lab Sample ID:	460-151079-19
Client ID:	MW-508S		
Operator ID:		ALS Bottle#:	11 Worklist Smp#: 12
Purge Vol:	5.000 mL	Dil. Factor:	1.0000
Method:	8260624W6	Limit Group:	VOA - 8260C DKQP Water and Solid
Column:	Rtx-624 (0.25 mm)	Detector	MS SCAN

69 1,4-Dioxane, CAS: 123-91-1

Processing Results

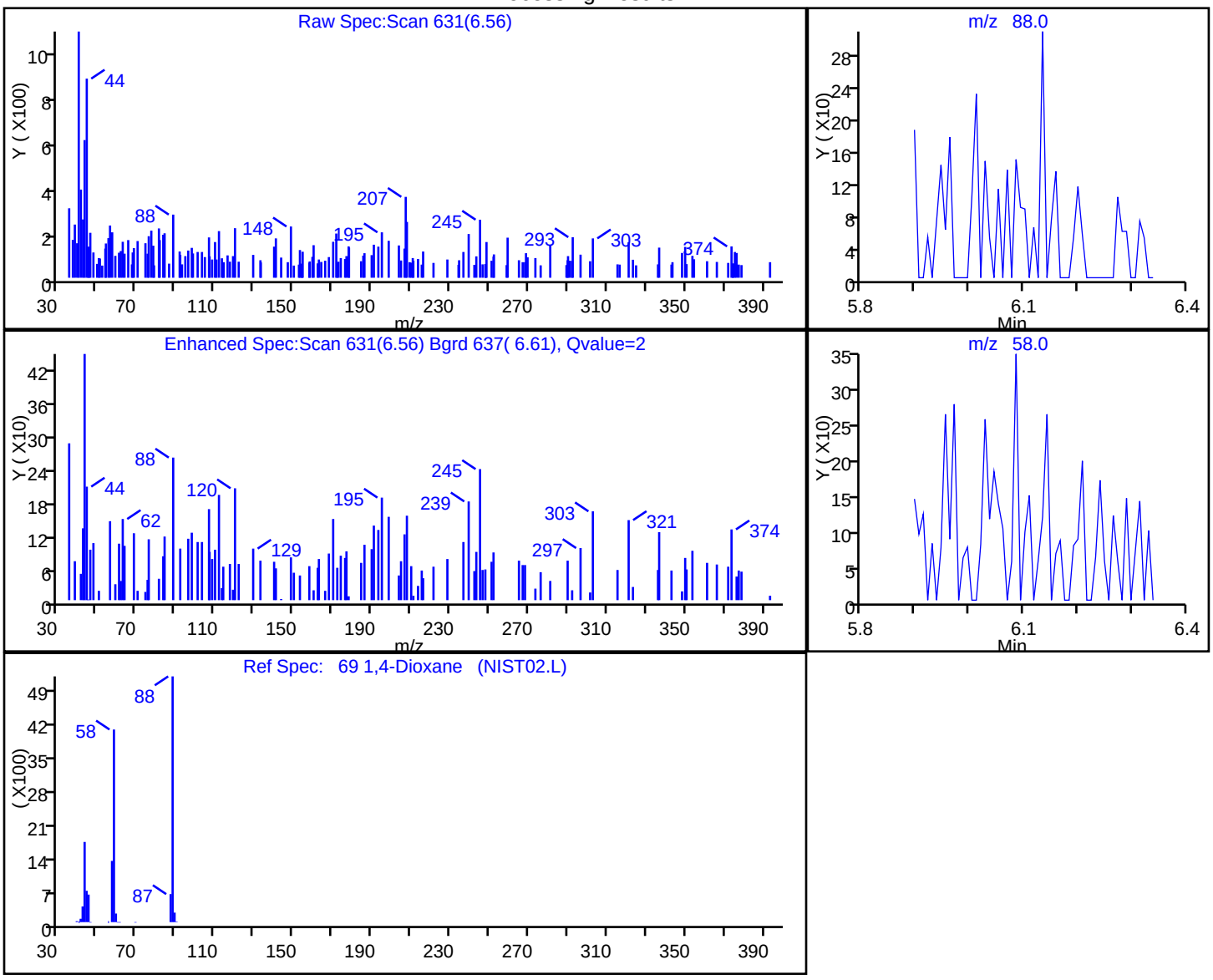

RT	Mass	Response	Amount
6.56	88.00	380	12.352526
6.58	58.00	427	

Reviewer: delpolitov, 12-Mar-2018 17:42:06

Audit Action: Marked Compound Undetected Audit Reason: Invalid Compound ID

User Disabled Compound Report

TestAmerica Edison

Data File:	\\ChromNA\Edison\ChromData\CVOAMS6\20180309-68556.b\F60594.D		
Injection Date:	09-Mar-2018 13:46:30	Instrument ID:	CVOAMS6
Lims ID:	460-151079-A-19	Lab Sample ID:	460-151079-19
Client ID:	MW-508S		
Operator ID:		ALS Bottle#:	11 Worklist Smp#: 12
Purge Vol:	5.000 mL	Dil. Factor:	1.0000
Method:	8260624W6	Limit Group:	VOA - 8260C DKQP Water and Solid
Column:	Rtx-624 (0.25 mm)	Detector	MS SCAN

41 2-Butanone (MEK), CAS: 78-93-3

Processing Results

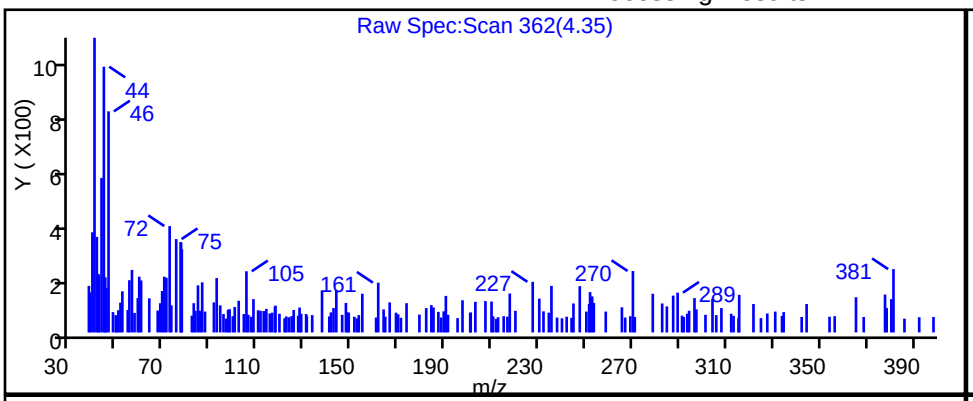

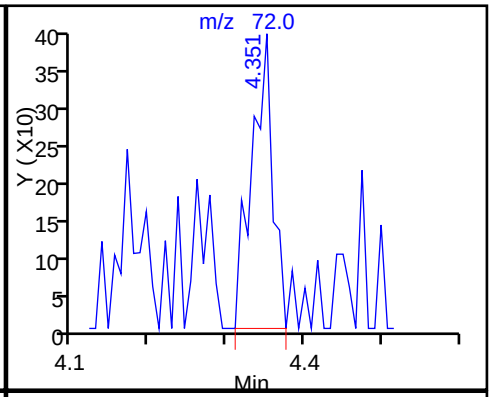

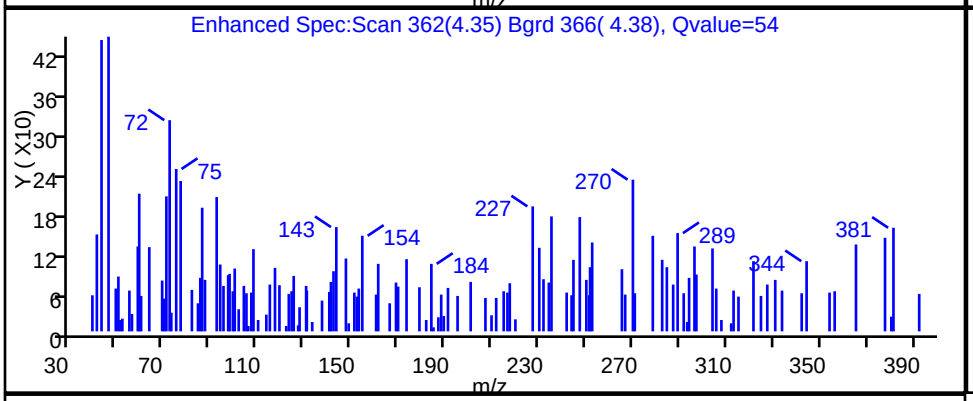

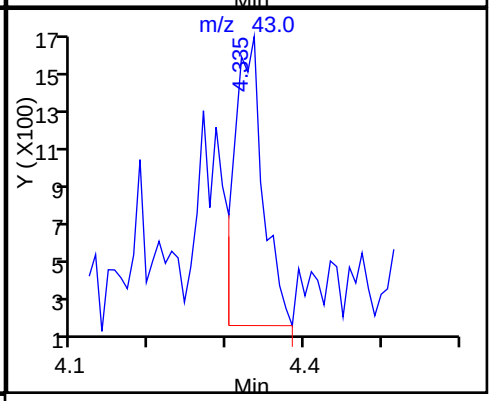

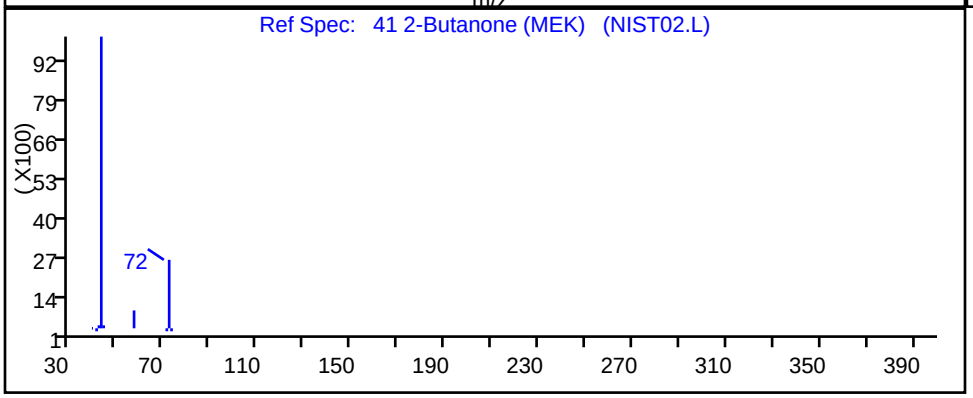

RT	Mass	Response	Amount
4.35	72.00	745	4.103650
4.33	43.00	3759	

Reviewer: delpolitov, 12-Mar-2018 17:42:06

Audit Action: Marked Compound Undetected Audit Reason: Invalid Compound ID

User Disabled Compound Report

TestAmerica Edison

Data File:	\\ChromNA\Edison\ChromData\CVOAMS6\20180309-68556.b\F60594.D		
Injection Date:	09-Mar-2018 13:46:30	Instrument ID:	CVOAMS6
Lims ID:	460-151079-A-19	Lab Sample ID:	460-151079-19
Client ID:	MW-508S		
Operator ID:		ALS Bottle#:	11 Worklist Smp#: 12
Purge Vol:	5.000 mL	Dil. Factor:	1.0000
Method:	8260624W6	Limit Group:	VOA - 8260C DKQP Water and Solid
Column:	Rtx-624 (0.25 mm)	Detector	MS SCAN

77 4-Methyl-2-pentanone (MIBK), CAS: 108-10-1

Processing Results

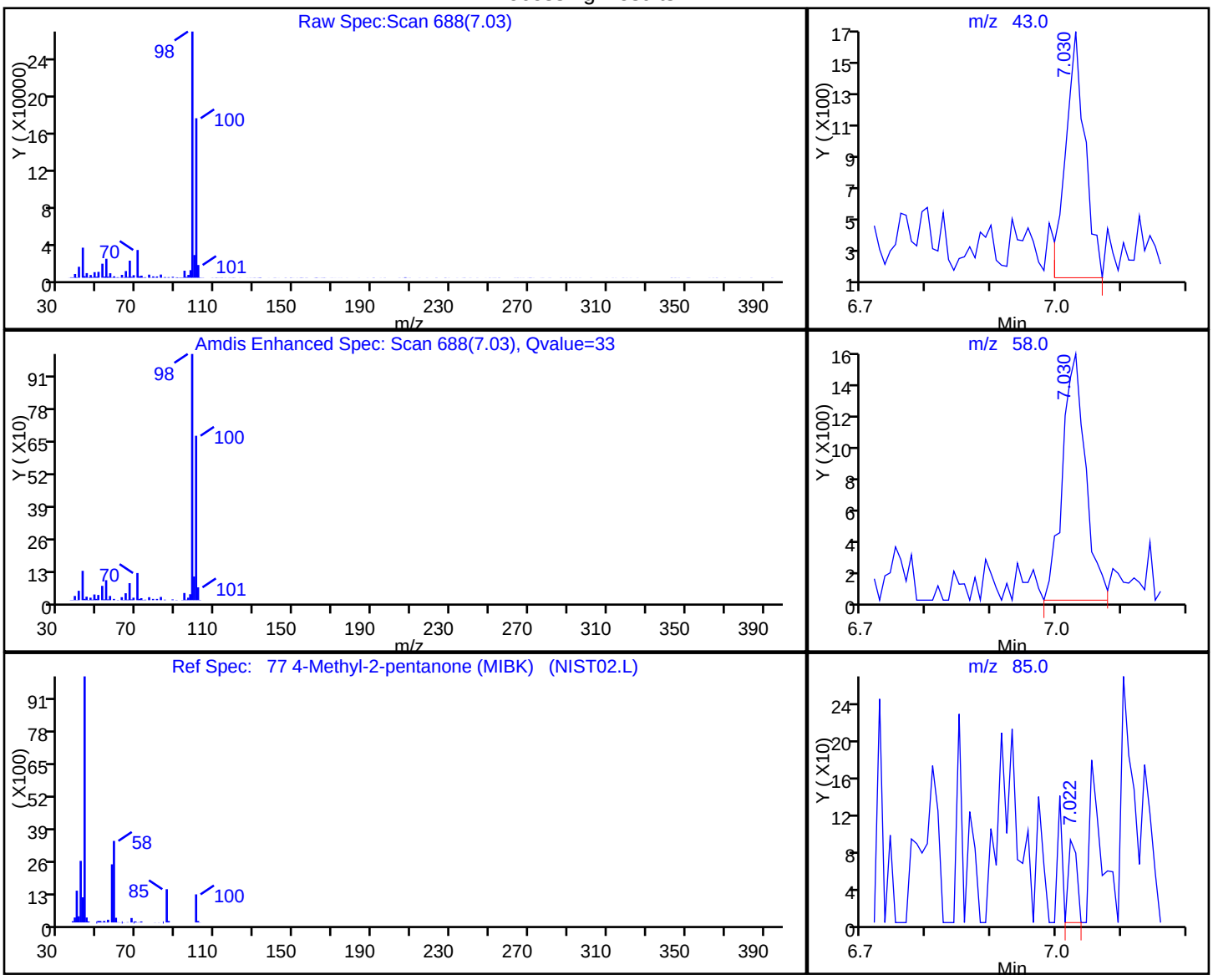

RT	Mass	Response	Amount
7.03	43.00	3263	1.255395
7.03	58.00	3775	
7.02	85.00	80	
7.03	100.00	349339	

Reviewer: delpolitov, 12-Mar-2018 17:42:06

Audit Action: Marked Compound Undetected Audit Reason: Invalid Compound ID

User Disabled Compound Report

TestAmerica Edison

Data File:	\\ChromNA\Edison\ChromData\CVOAMS6\20180309-68556.b\F60594.D		
Injection Date:	09-Mar-2018 13:46:30	Instrument ID:	CVOAMS6
Lims ID:	460-151079-A-19	Lab Sample ID:	460-151079-19
Client ID:	MW-508S		
Operator ID:		ALS Bottle#:	11 Worklist Smp#: 12
Purge Vol:	5.000 mL	Dil. Factor:	1.0000
Method:	8260624W6	Limit Group:	VOA - 8260C DKQP Water and Solid
Column:	Rtx-624 (0.25 mm)	Detector	MS SCAN

6 Bromomethane, CAS: 74-83-9

Processing Results

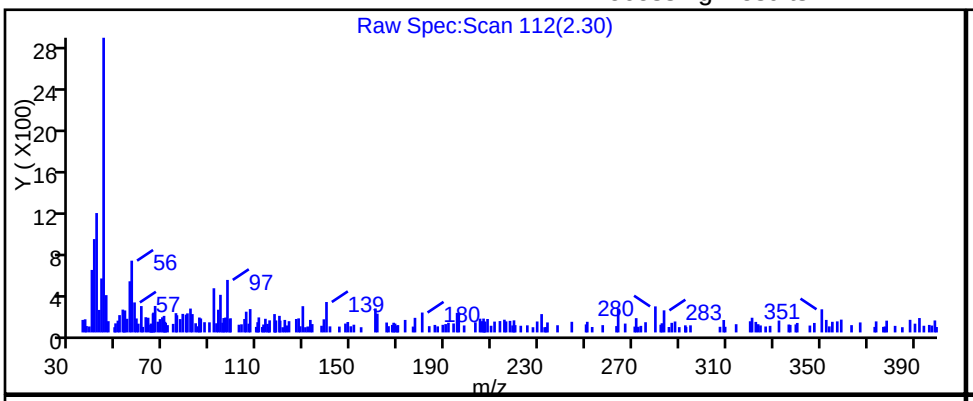

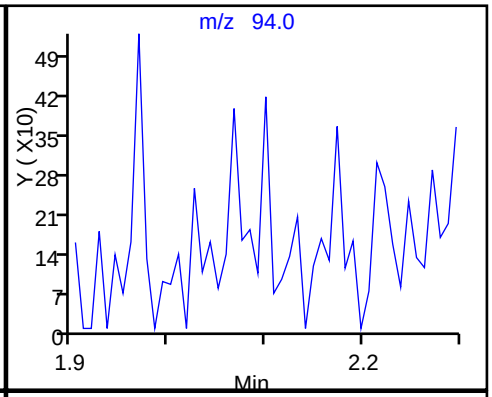

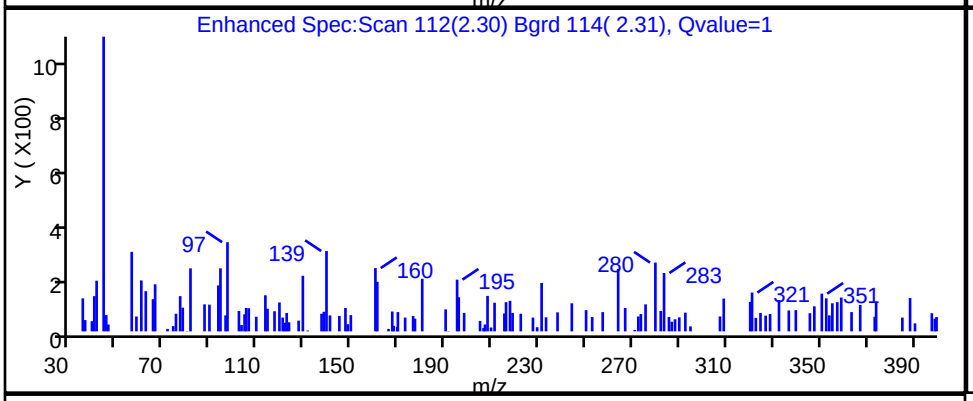

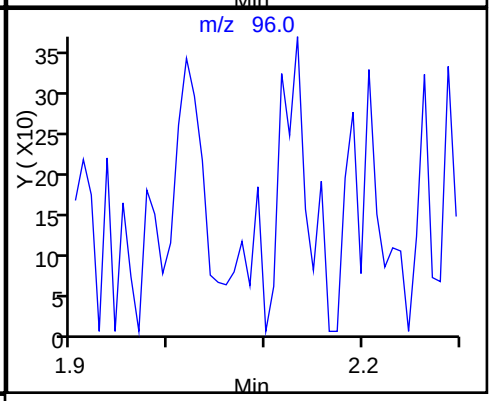

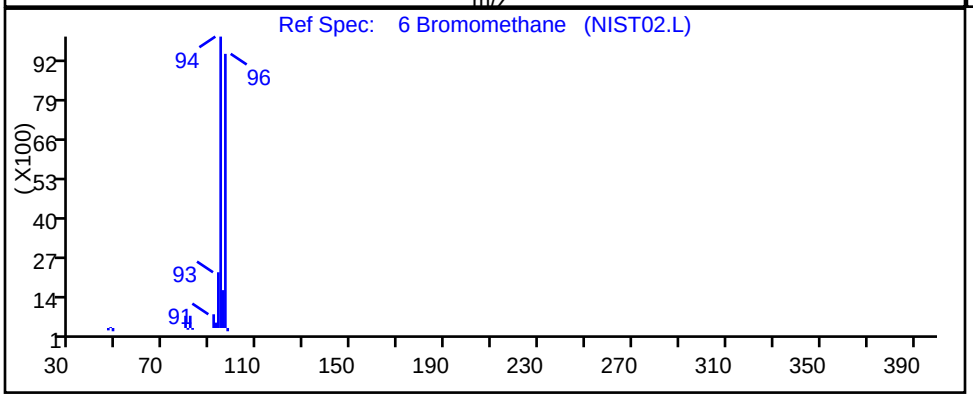

RT	Mass	Response	Amount
2.30	94.00	479	0.185769
2.29	96.00	245	

Reviewer: delpolitov, 12-Mar-2018 17:42:06

Audit Action: Marked Compound Undetected Audit Reason: Invalid Compound ID

User Disabled Compound Report

TestAmerica Edison

Data File:	\\ChromNA\Edison\ChromData\CVOAMS6\20180309-68556.b\F60594.D		
Injection Date:	09-Mar-2018 13:46:30	Instrument ID:	CVOAMS6
Lims ID:	460-151079-A-19	Lab Sample ID:	460-151079-19
Client ID:	MW-508S		
Operator ID:		ALS Bottle#:	11 Worklist Smp#: 12
Purge Vol:	5.000 mL	Dil. Factor:	1.0000
Method:	8260624W6	Limit Group:	VOA - 8260C DKQP Water and Solid
Column:	Rtx-624 (0.25 mm)	Detector	MS SCAN

24 Methyl acetate, CAS: 79-20-9

Processing Results

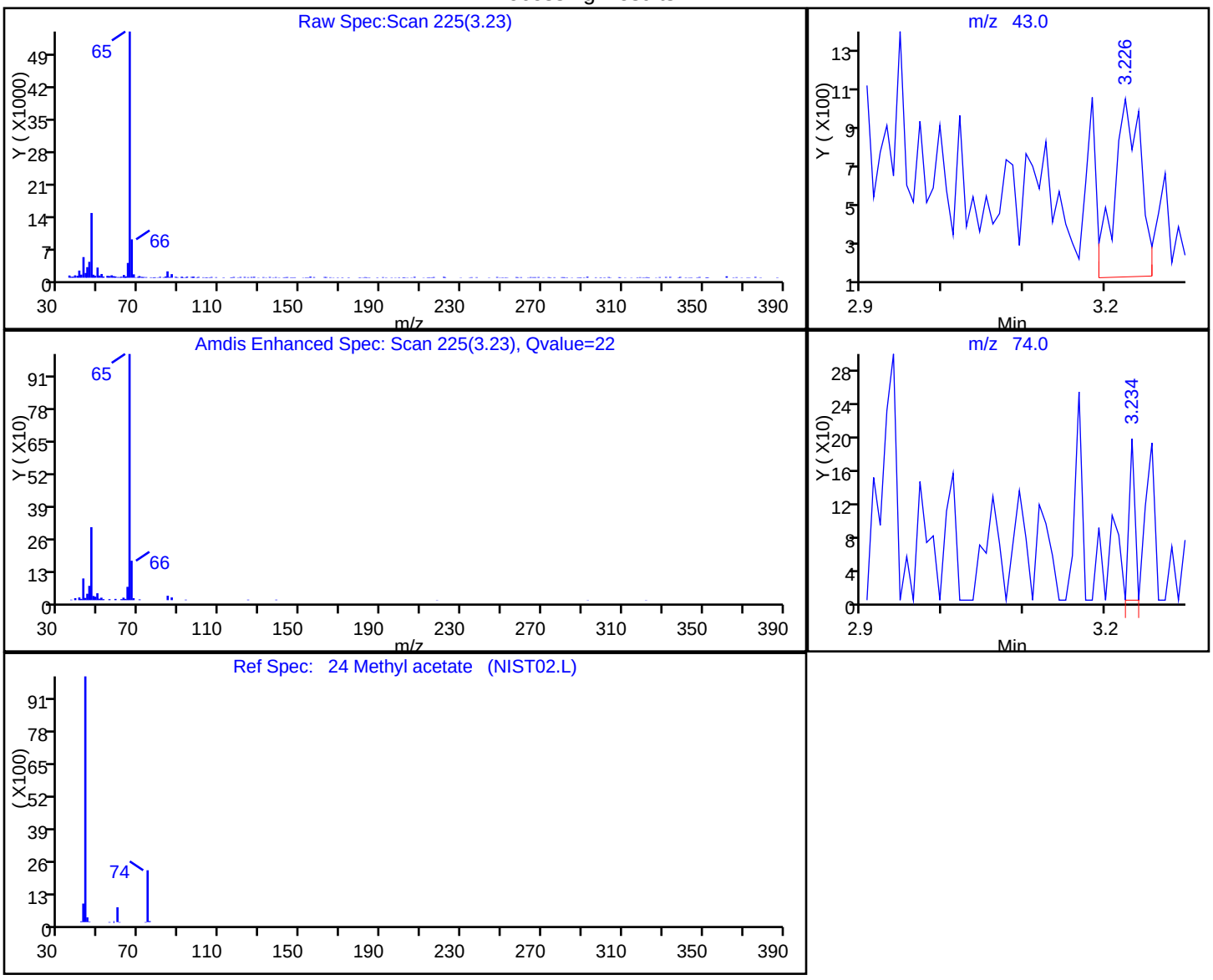

RT	Mass	Response	Amount
3.23	43.00	1946	0.873827
3.23	74.00	97	

Reviewer: delpolitov, 12-Mar-2018 17:42:06

Audit Action: Marked Compound Undetected Audit Reason: Invalid Compound ID

FORM I
GC/MS VOA ORGANICS ANALYSIS DATA SHEET

Lab Name: TestAmerica Edison | Job No.: 460-151079-1

SDG No.:

Client Sample ID: MW-508D | Lab Sample ID: 460-151079-20

Matrix: Water | Lab File ID: F60595.D

Analysis Method: 8260C | Date Collected: 02/27/2018 09:15

Sample wt/vol: 5(mL) | Date Analyzed: 03/09/2018 14:10

Soil Aliquot Vol: | Dilution Factor: 1

Soil Extract Vol.: | GC Column: Rtx-624 ID: 0.25(mm)

% Moisture: | Level: (low/med) Low

Analysis Batch No.: 502418 | Units: ug/L

CAS NO.	COMPOUND NAME	RESULT	Q	RL	MDL
71-55-6	1,1,1-Trichloroethane	0.28	U	1.0	0.28
79-34-5	1,1,2,2-Tetrachloroethane	0.19	U	1.0	0.19
79-00-5	1,1,2-Trichloroethane	0.080	U	1.0	0.080
75-34-3	1,1-Dichloroethane	0.24	U	1.0	0.24
75-35-4	1,1-Dichloroethene	0.34	U	1.0	0.34
87-61-6	1,2,3-Trichlorobenzene	0.35	U	1.0	0.35
120-82-1	1,2,4-Trichlorobenzene	0.27	U	1.0	0.27
96-12-8	1,2-Dibromo-3-Chloropropane	0.23	U	1.0	0.23
106-93-4	1,2-Dibromoethane	0.19	U	1.0	0.19
95-50-1	1,2-Dichlorobenzene	0.22	U	1.0	0.22
107-06-2	1,2-Dichloroethane	0.25	U	1.0	0.25
78-87-5	1,2-Dichloropropane	0.18	U	1.0	0.18
541-73-1	1,3-Dichlorobenzene	0.33	U	1.0	0.33
106-46-7	1,4-Dichlorobenzene	0.33	U	1.0	0.33
123-91-1	1,4-Dioxane	8.7	U	50	8.7
78-93-3	2-Butanone	2.2	U	5.0	2.2
591-78-6	2-Hexanone	0.72	U	5.0	0.72
108-10-1	4-Methyl-2-pentanone	0.63	U	5.0	0.63
67-64-1	Acetone	1.1	U	5.0	1.1
71-43-2	Benzene	0.090	U	1.0	0.090
74-97-5	Bromochloromethane	0.30	U	1.0	0.30
75-27-4	Bromodichloromethane	0.15	U	1.0	0.15
75-25-2	Bromoform	0.18	U	1.0	0.18
74-83-9	Bromomethane	0.18	U	1.0	0.18
75-15-0	Carbon disulfide	0.22	U	1.0	0.22
56-23-5	Carbon tetrachloride	0.33	U	1.0	0.33
108-90-7	Chlorobenzene	0.24	U	1.0	0.24
75-00-3	Chloroethane	0.37	U	1.0	0.37
67-66-3	Chloroform	0.22	U	1.0	0.22
74-87-3	Chloromethane	0.22	U	1.0	0.22
156-59-2	cis-1,2-Dichloroethene	0.54	J	1.0	0.26
10061-01-5	cis-1,3-Dichloropropene	0.16	U	1.0	0.16
110-82-7	Cyclohexane	0.26	U	1.0	0.26
124-48-1	Dibromochloromethane	0.22	U	1.0	0.22
75-71-8	Dichlorodifluoromethane	0.14	U	1.0	0.14
100-41-4	Ethylbenzene	0.30	U	1.0	0.30

FORM I
GC/MS VOA ORGANICS ANALYSIS DATA SHEET

Lab Name: TestAmerica Edison | Job No.: 460-151079-1

SDG No.:

Client Sample ID: MW-508D | Lab Sample ID: 460-151079-20

Matrix: Water | Lab File ID: F60595.D

Analysis Method: 8260C | Date Collected: 02/27/2018 09:15

Sample wt/vol: 5(mL) | Date Analyzed: 03/09/2018 14:10

Soil Aliquot Vol: | Dilution Factor: 1

Soil Extract Vol.: | GC Column: Rtx-624 ID: 0.25(mm)

% Moisture: | Level: (low/med) Low

Analysis Batch No.: 502418 | Units: ug/L

CAS NO.	COMPOUND NAME	RESULT	Q	RL	MDL
76-13-1	Freon TF	0.34	U	1.0	0.34
98-82-8	Isopropylbenzene	0.32	U	1.0	0.32
179601-23-1	m&p-Xylene	0.28	U	1.0	0.28
79-20-9	Methyl acetate	0.58	U	5.0	0.58
108-87-2	Methylcyclohexane	0.22	U	1.0	0.22
75-09-2	Methylene Chloride	0.96	J	1.0	0.21
1634-04-4	MTBE	0.13	U	1.0	0.13
95-47-6	o-Xylene	0.32	U	1.0	0.32
100-42-5	Styrene	0.17	U	1.0	0.17
127-18-4	Tetrachloroethene	0.12	U	1.0	0.12
108-88-3	Toluene	0.25	U	1.0	0.25
156-60-5	trans-1,2-Dichloroethene	0.18	U	1.0	0.18
10061-02-6	trans-1,3-Dichloropropene	0.19	U	1.0	0.19
79-01-6	Trichloroethene	1.3		1.0	0.22
75-69-4	Trichlorofluoromethane	0.15	U	1.0	0.15
75-01-4	Vinyl chloride	0.060	U	1.0	0.060

CAS NO.	SURROGATE	%REC	Q	LIMITS
17060-07-0	1,2-Dichloroethane-d4 (Surr)	103		70-130
460-00-4	Bromofluorobenzene	102		70-130
1868-53-7	Dibromofluoromethane (Surr)	106		70-130
2037-26-5	Toluene-d8 (Surr)	99		70-130

FORM I
GC/MS VOA ORGANICS ANALYSIS DATA SHEET
TENTATIVELY IDENTIFIED COMPOUNDS

Lab Name: TestAmerica Edison Job No.: 460-151079-1

SDG No.:

Client Sample ID: MW-508D Lab Sample ID: 460-151079-20

Matrix: Water Lab File ID: F60595.D

Analysis Method: 8260C Date Collected: 02/27/2018 09:15

Sample wt/vol: 5(mL) Date Analyzed: 03/09/2018 14:10

Soil Aliquot Vol: Dilution Factor: 1

Soil Extract Vol.: GC Column: Rtx-624 ID: 0.25(mm)

% Moisture: Level: (low/med) Low

Analysis Batch No.: 502418 Units: ug/L

Number TICs Found: 0 TIC Result Total: 0

CAS NO.	COMPOUND NAME	RT	RESULT	Q	MATCH QUALITY
	Tentatively Identified Compound		None		

TestAmerica Edison
Target Compound Quantitation Report

Data File: \\ChromNA\Edison\ChromData\CVOAMS6\20180309-68556.b\F60595.D
Lims ID: 460-151079-A-20
Client ID: MW-508D
Sample Type: Client
Inject. Date: 09-Mar-2018 14:10:30 ALS Bottle#: 12 Worklist Smp#: 13
Purge Vol: 5.000 mL Dil. Factor: 1.0000
Sample Info: 460-151079-A-20
Misc. Info.: 460-0068556-013
Operator ID: Instrument ID: CVOAMS6

Method: \\ChromNA\Edison\ChromData\CVOAMS6\20180309-68556.b\8260624W6.m
Limit Group: VOA - 8260C DKQP Water and Solid
Last Update: 12-Mar-2018 17:42:56 Calib Date: 09-Mar-2018 04:49:30
Integrator: RTE ID Type: Deconvolution ID
Quant Method: Internal Standard Quant By: Initial Calibration
Last ICal File: \\ChromNA\Edison\ChromData\CVOAMS6\20180309-68530.b\F60575.D

Column 1 : Rtx-624 (0.25 mm) Det: MS SCAN
Process Host: XAWRK008

First Level Reviewer: delpolitov Date: 12-Mar-2018 17:42:56

Compound	Sig	RT (min.)	Exp RT (min.)	Dlt RT (min.)	Q	Response	OnCol Amt ug/l	Flags
* 26 TBA-d9 (IS)	65	3.218	3.209	0.009	0	265313	1000.0	
27 Methylene Chloride	84	3.242	3.217	0.025	29	3972	0.9627	
* 38 2-Butanone-d5	46	4.278	4.261	0.017	0	261241	250.0	
40 cis-1,2-Dichloroethene	96	4.319	4.310	0.009	29	2219	0.5389	
$ 51 Dibromofluoromethane (Surr	113	4.754	4.738	0.016	97	169231	53.0	
$ 56 1,2-Dichloroethane-d4 (Sur	65	5.099	5.091	0.008	0	175380	51.6	
* 61 Fluorobenzene	96	5.370	5.362	0.008	98	551732	50.0	
63 Trichloroethene	95	5.724	5.707	0.017	92	4998	1.35	
* 67 1,4-Dioxane-d8	96	6.061	6.052	0.009	0	25202	1000.0	
$ 78 Toluene-d8 (Surr)	98	7.030	7.022	0.008	99	548822	49.7	
* 89 Chlorobenzene-d5	117	8.822	8.813	0.009	85	455577	50.0	
$ 100 4-Bromofluorobenzene	174	10.070	10.070	0.000	96	224242	51.1	
* 116 1,4-Dichlorobenzene-d4	152	10.941	10.941	0.000	94	298952	50.0	

Reagents:

VOA6IS/SURR_00009 Amount Added: 5.00 Units: uL Run Reagent

Report Date: 12-Mar-2018 17:42:58 Chrom Revision: 2.2 08-Feb-2018 13:38:42

TestAmerica Edison

Data File: \\ChromNA\Edison\ChromData\CVOAMS6\20180309-68556.b\F60595.D

Injection Date:	09-Mar-2018 14:10:30	Instrument ID:	CVOAMS6	Operator ID:	
Lims ID:	460-151079-A-20	Lab Sample ID:	460-151079-20	Worklist Smp#:	13
Client ID:	MW-508D				
Purge Vol:	5.000 mL	Dil. Factor:	1.0000	ALS Bottle#:	12
Method:	8260624W6	Limit Group:	VOA - 8260C DKQP Water and Solid		

Column: Rtx-624 (0.25 mm)

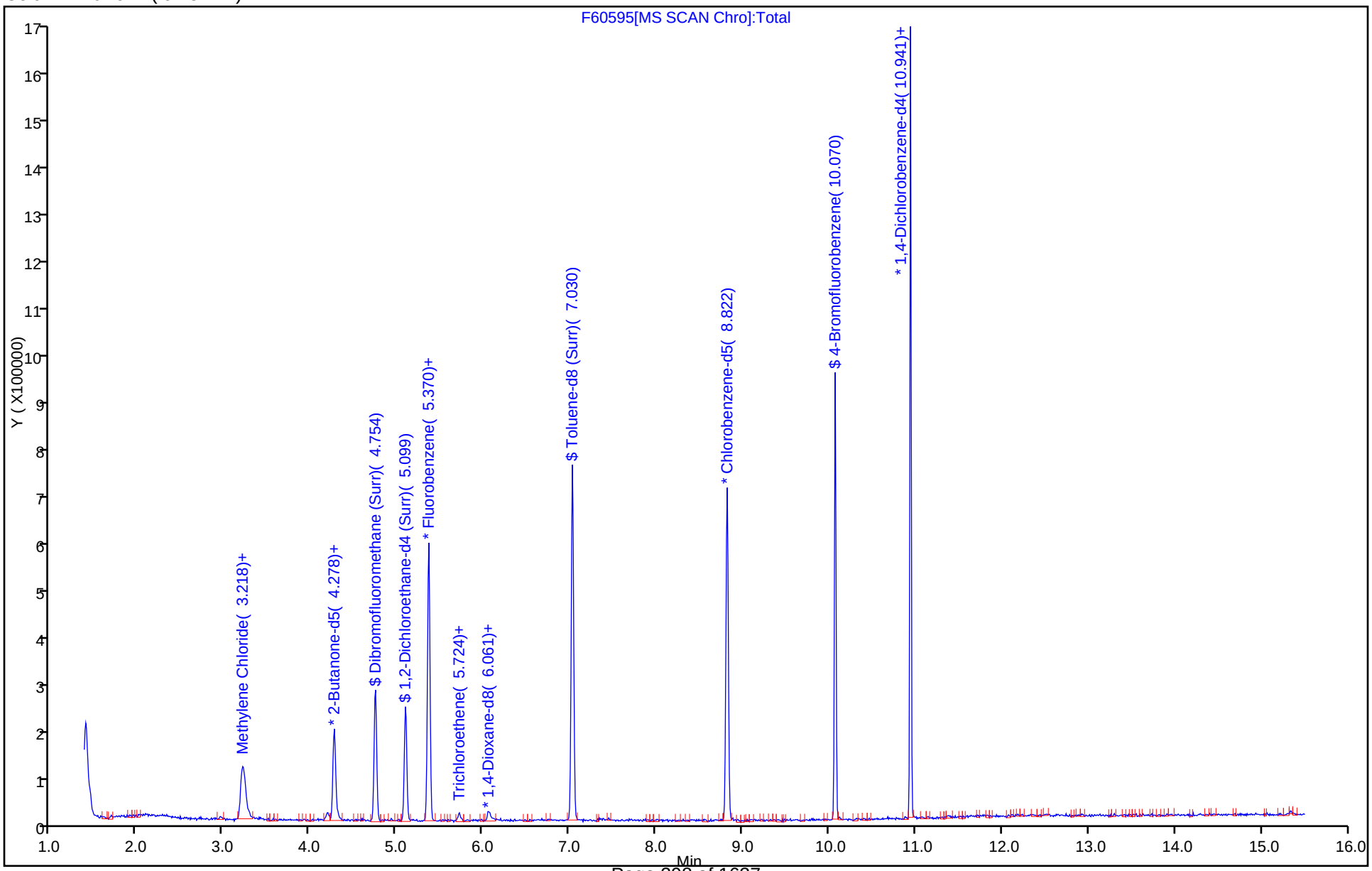

Report Date: 12-Mar-2018 17:42:58 Chrom Revision: 2.2 08-Feb-2018 13:38:42

TestAmerica Edison

Data File: \\ChromNA\Edison\ChromData\CVOAMS6\20180309-68556.b\F60595.D

Injection Date:	09-Mar-2018 14:10:30	Instrument ID:	CVOAMS6		
Lims ID:	460-151079-A-20	Lab Sample ID:	460-151079-20		
Client ID:	MW-508D				
Operator ID:		ALS Bottle#:	12	Worklist Smp#:	13
Purge Vol:	5.000 mL	Dil. Factor:	1.0000		
Method:	8260624W6	Limit Group:	VOA - 8260C DKQP Water and Solid		
Column:	Rtx-624 (0.25 mm)	Detector	MS SCAN		

40 cis-1,2-Dichloroethene, CAS: 156-59-2

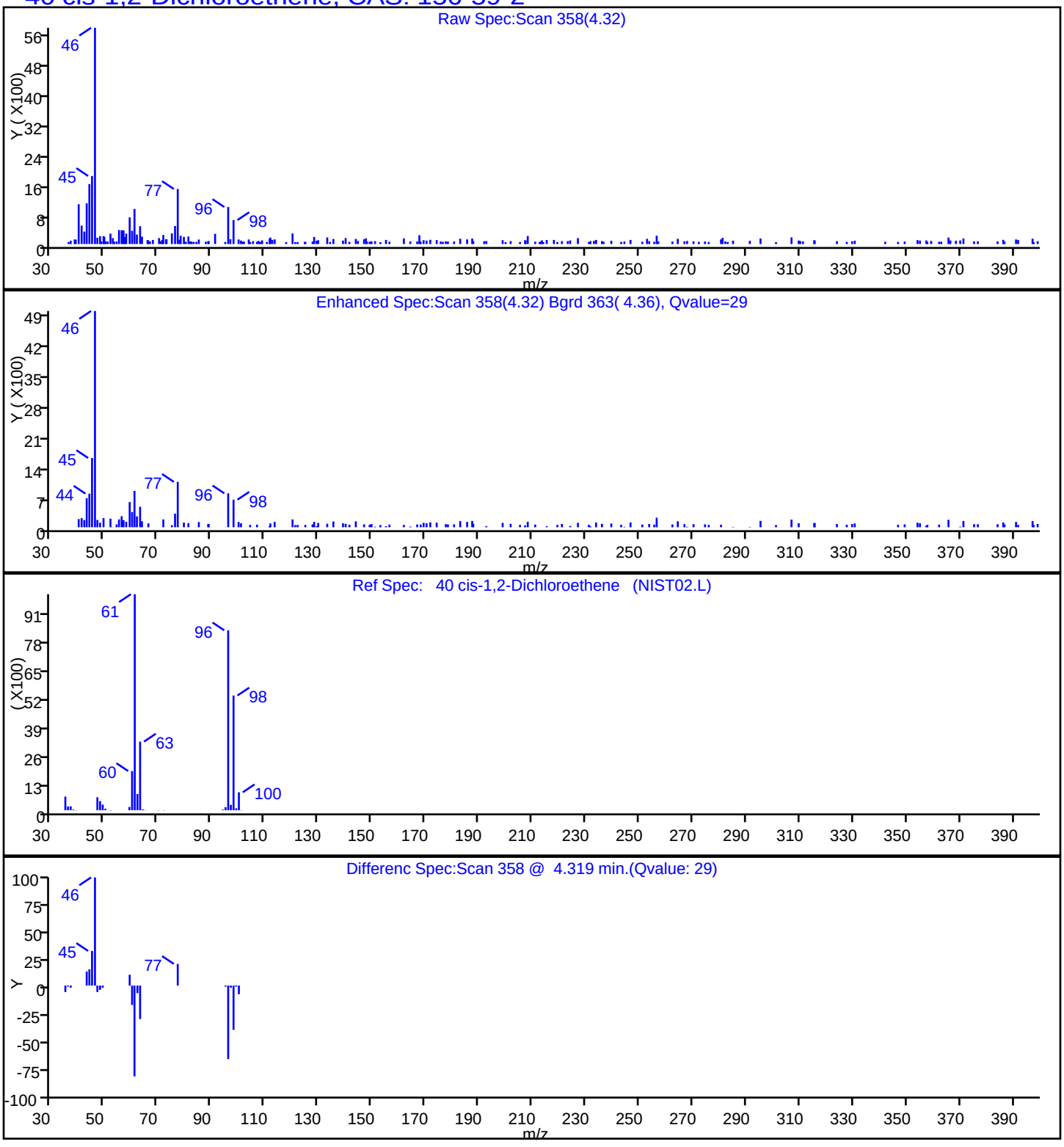

Report Date: 12-Mar-2018 17:42:58 Chrom Revision: 2.2 08-Feb-2018 13:38:42

TestAmerica Edison

Data File: \\ChromNA\Edison\ChromData\CVOAMS6\20180309-68556.b\F60595.D

Injection Date:	09-Mar-2018 14:10:30	Instrument ID:	CVOAMS6		
Lims ID:	460-151079-A-20	Lab Sample ID:	460-151079-20		
Client ID:	MW-508D				
Operator ID:		ALS Bottle#:	12	Worklist Smp#:	13
Purge Vol:	5.000 mL	Dil. Factor:	1.0000		
Method:	8260624W6	Limit Group:	VOA - 8260C DKQP Water and Solid		
Column:	Rtx-624 (0.25 mm)	Detector	MS SCAN		

27 Methylene Chloride, CAS: 75-09-2

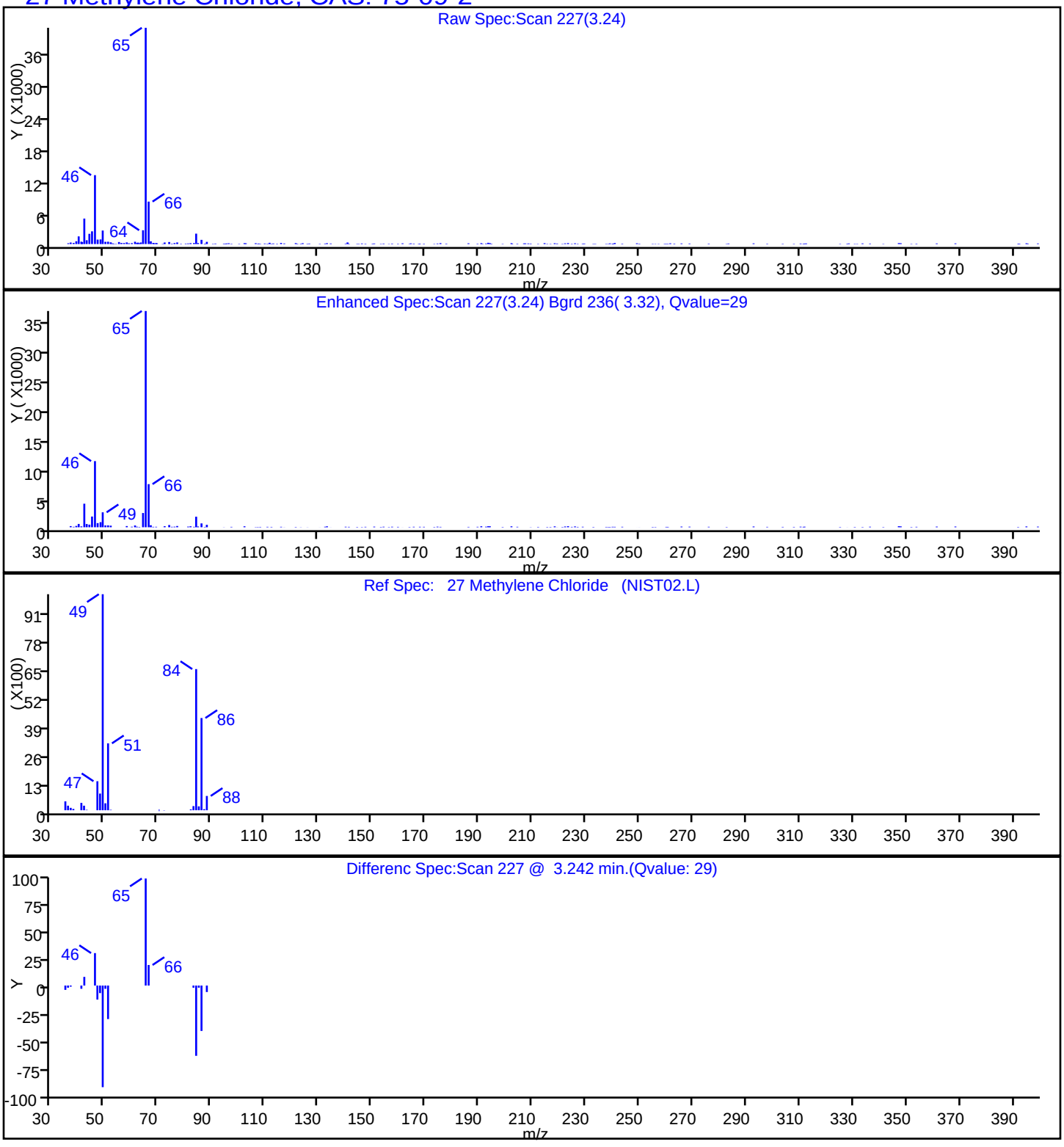

Report Date: 12-Mar-2018 17:42:59 Chrom Revision: 2.2 08-Feb-2018 13:38:42

TestAmerica Edison

Data File: \\ChromNA\Edison\ChromData\CVOAMS6\20180309-68556.b\F60595.D

Injection Date:	09-Mar-2018 14:10:30	Instrument ID:	CVOAMS6
Lims ID:	460-151079-A-20	Lab Sample ID:	460-151079-20
Client ID:	MW-508D		
Operator ID:		ALS Bottle#:	12 Worklist Smp#: 13
Purge Vol:	5.000 mL	Dil. Factor:	1.0000
Method:	8260624W6	Limit Group:	VOA - 8260C DKQP Water and Solid
Column:	Rtx-624 (0.25 mm)	Detector	MS SCAN

63 Trichloroethene, CAS: 79-01-6

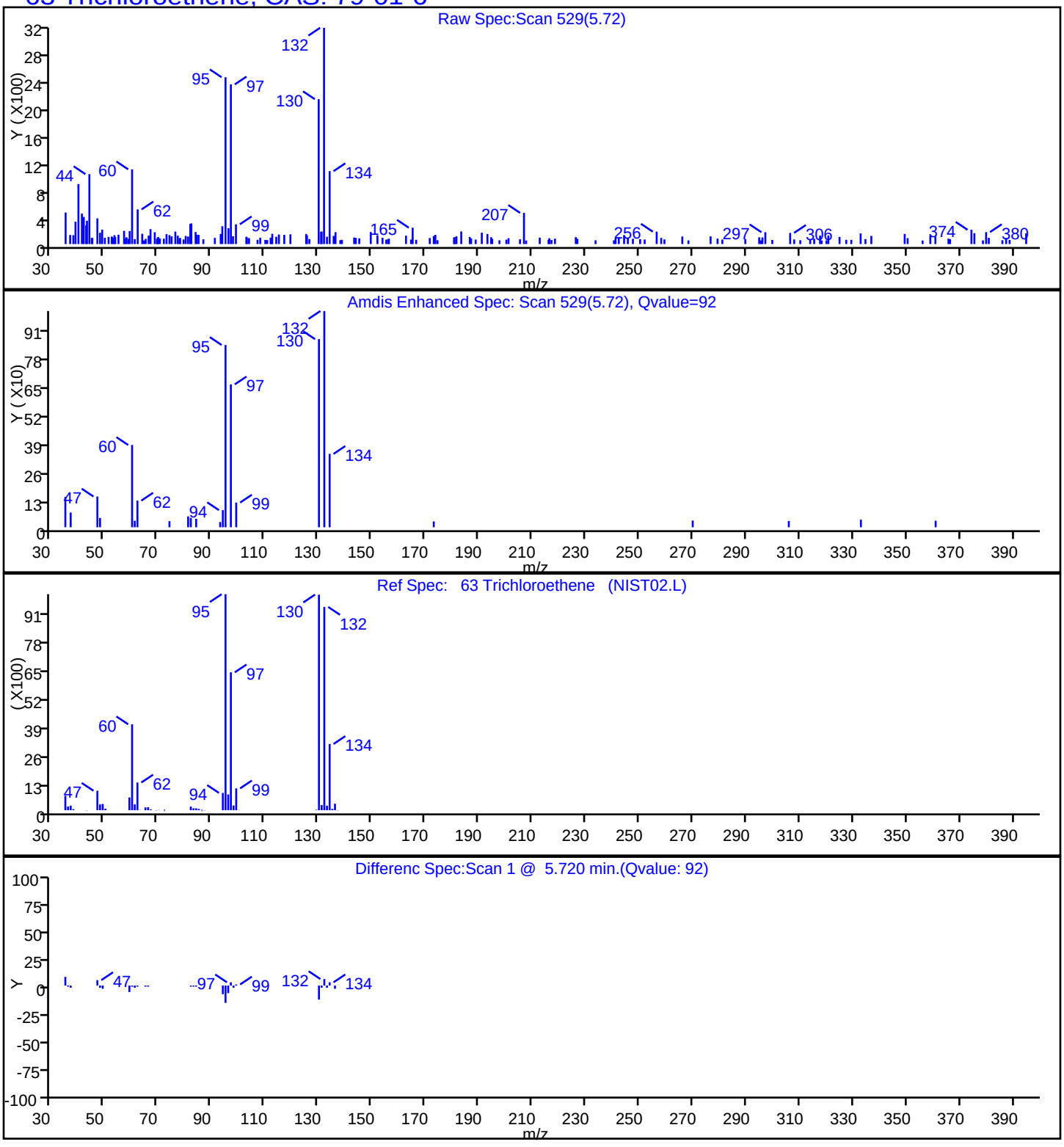

User Disabled Compound Report

TestAmerica Edison

Data File:	\\ChromNA\Edison\ChromData\CVOAMS6\20180309-68556.b\F60595.D		
Injection Date:	09-Mar-2018 14:10:30	Instrument ID:	CVOAMS6
Lims ID:	460-151079-A-20	Lab Sample ID:	460-151079-20
Client ID:	MW-508D		
Operator ID:		ALS Bottle#:	12 Worklist Smp#: 13
Purge Vol:	5.000 mL	Dil. Factor:	1.0000
Method:	8260624W6	Limit Group:	VOA - 8260C DKQP Water and Solid
Column:	Rtx-624 (0.25 mm)	Detector	MS SCAN

82 1,1,2-Trichloroethane, CAS: 79-00-5

Processing Results

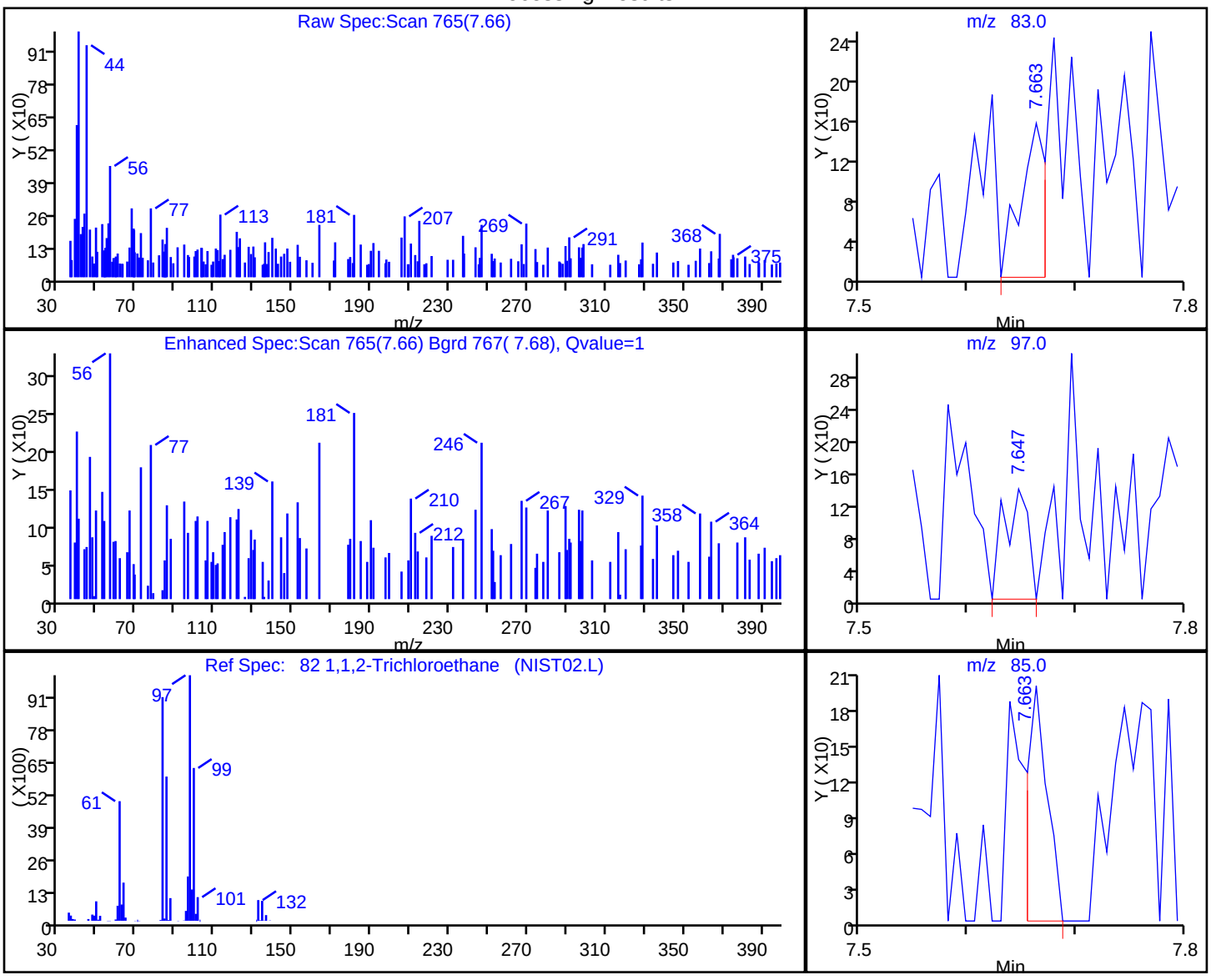

RT	Mass	Response	Amount
7.66	83.00	243	0.093872
7.65	97.00	216	
7.66	85.00	252	

Reviewer: delpolitov, 12-Mar-2018 17:42:56

Audit Action: Marked Compound Undetected Audit Reason: Invalid Compound ID

User Disabled Compound Report

TestAmerica Edison

Data File:	\\ChromNA\Edison\ChromData\CVOAMS6\20180309-68556.b\F60595.D		
Injection Date:	09-Mar-2018 14:10:30	Instrument ID:	CVOAMS6
Lims ID:	460-151079-A-20	Lab Sample ID:	460-151079-20
Client ID:	MW-508D		
Operator ID:		ALS Bottle#:	12 Worklist Smp#: 13
Purge Vol:	5.000 mL	Dil. Factor:	1.0000
Method:	8260624W6	Limit Group:	VOA - 8260C DKQP Water and Solid
Column:	Rtx-624 (0.25 mm)	Detector	MS SCAN

124 1,2-Dibromo-3-Chloropropane, CAS: 96-12-8

Processing Results

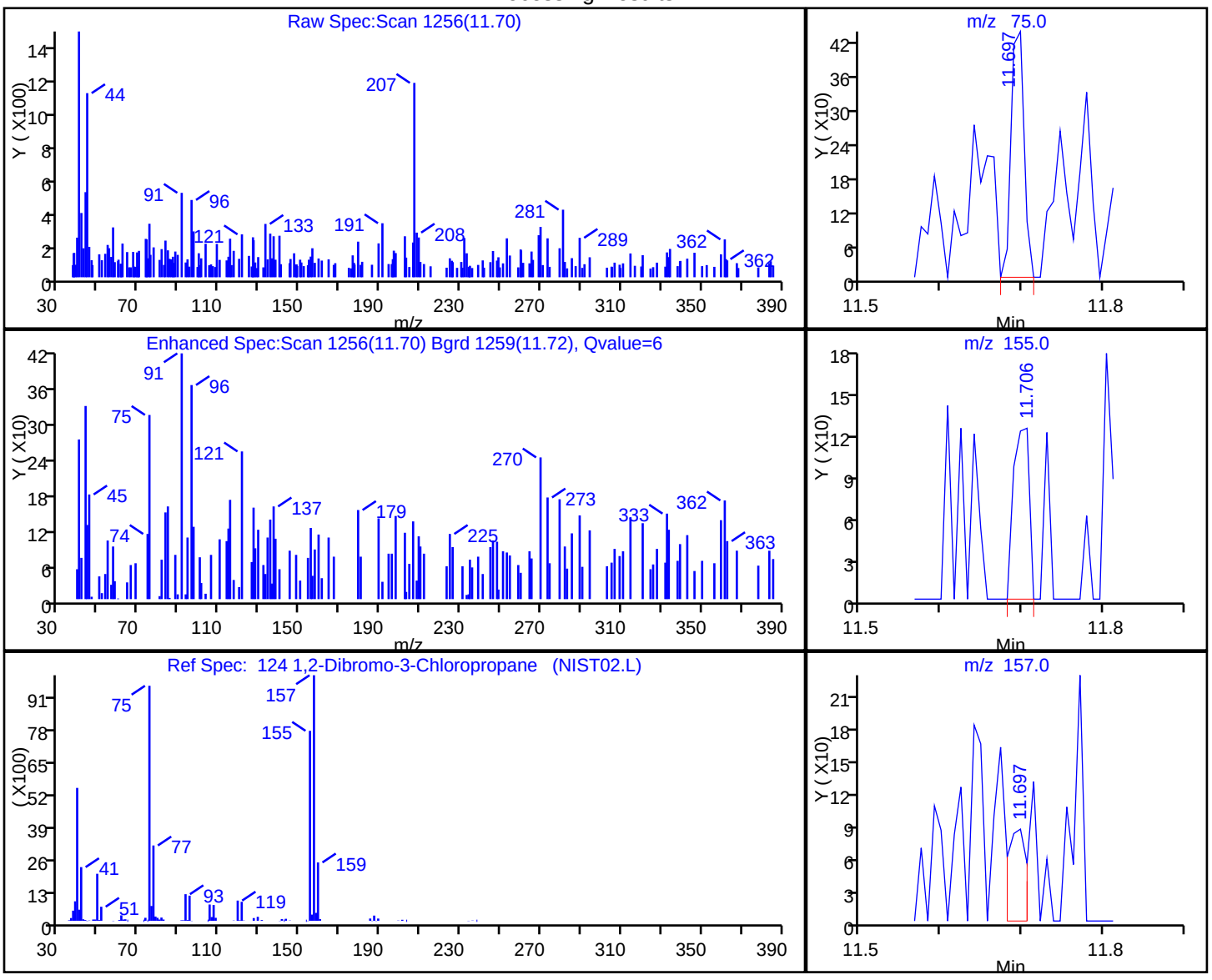

RT	Mass	Response	Amount
11.70	75.00	493	0.510689
11.71	155.00	165	
11.70	157.00	134	

Reviewer: delpolitov, 12-Mar-2018 17:42:56

Audit Action: Marked Compound Undetected Audit Reason: Invalid Compound ID

User Disabled Compound Report

TestAmerica Edison

Data File:	\\ChromNA\Edison\ChromData\CVOAMS6\20180309-68556.b\F60595.D		
Injection Date:	09-Mar-2018 14:10:30	Instrument ID:	CVOAMS6
Lims ID:	460-151079-A-20	Lab Sample ID:	460-151079-20
Client ID:	MW-508D		
Operator ID:		ALS Bottle#:	12 Worklist Smp#: 13
Purge Vol:	5.000 mL	Dil. Factor:	1.0000
Method:	8260624W6	Limit Group:	VOA - 8260C DKQP Water and Solid
Column:	Rtx-624 (0.25 mm)	Detector	MS SCAN

59 1,2-Dichloroethane, CAS: 107-06-2

Processing Results

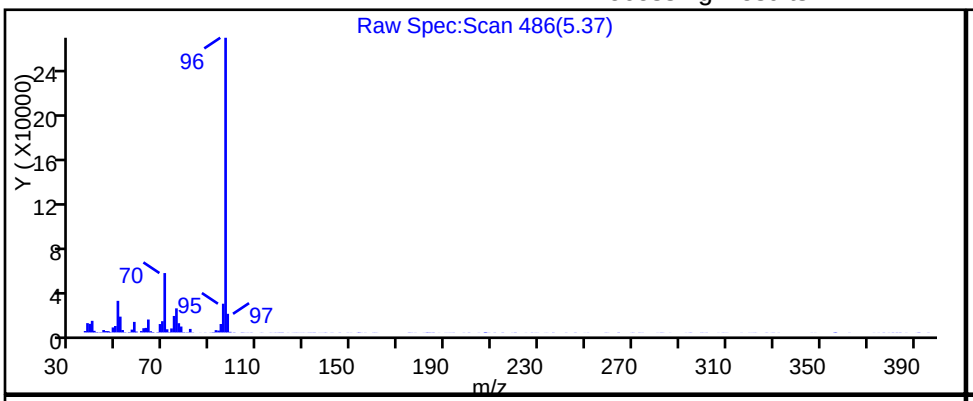

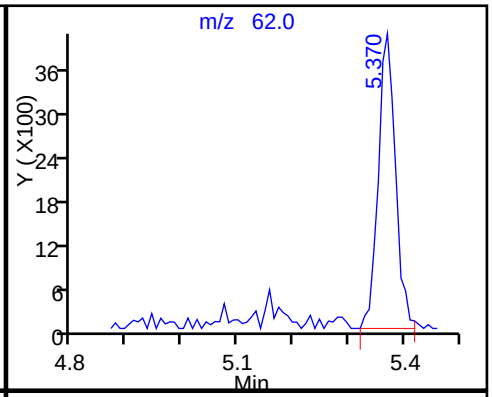

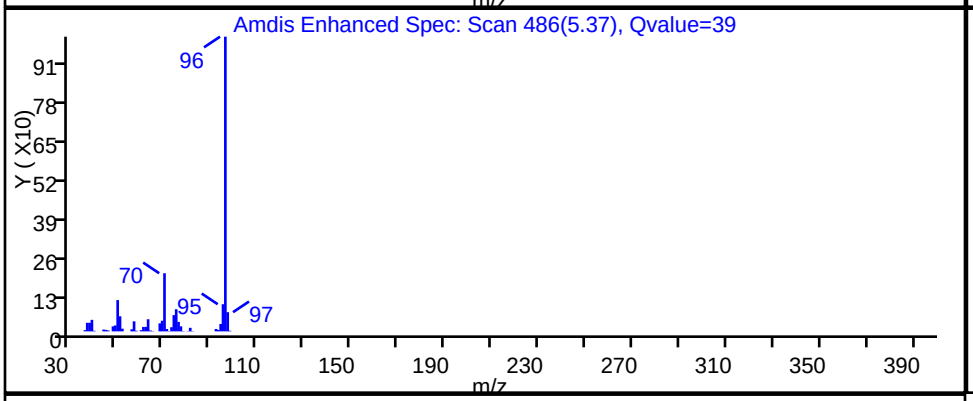

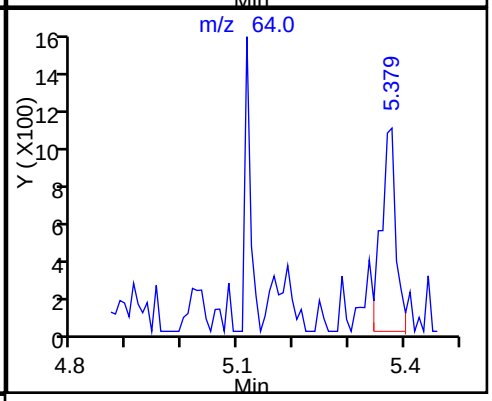

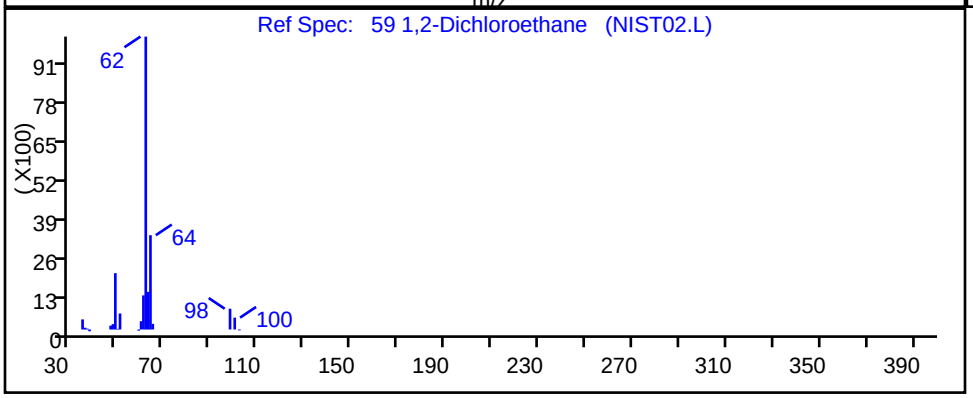

RT	Mass	Response	Amount
5.37	62.00	8816	1.877057
5.38	64.00	1981	

Reviewer: delpolitov, 12-Mar-2018 17:42:56

Audit Action: Marked Compound Undetected Audit Reason: Invalid Compound ID

User Disabled Compound Report

TestAmerica Edison

Data File:	\\ChromNA\Edison\ChromData\CVOAMS6\20180309-68556.b\F60595.D		
Injection Date:	09-Mar-2018 14:10:30	Instrument ID:	CVOAMS6
Lims ID:	460-151079-A-20	Lab Sample ID:	460-151079-20
Client ID:	MW-508D		
Operator ID:		ALS Bottle#:	12 Worklist Smp#: 13
Purge Vol:	5.000 mL	Dil. Factor:	1.0000
Method:	8260624W6	Limit Group:	VOA - 8260C DKQP Water and Solid
Column:	Rtx-624 (0.25 mm)	Detector	MS SCAN

66 1,2-Dichloropropane, CAS: 78-87-5

Processing Results

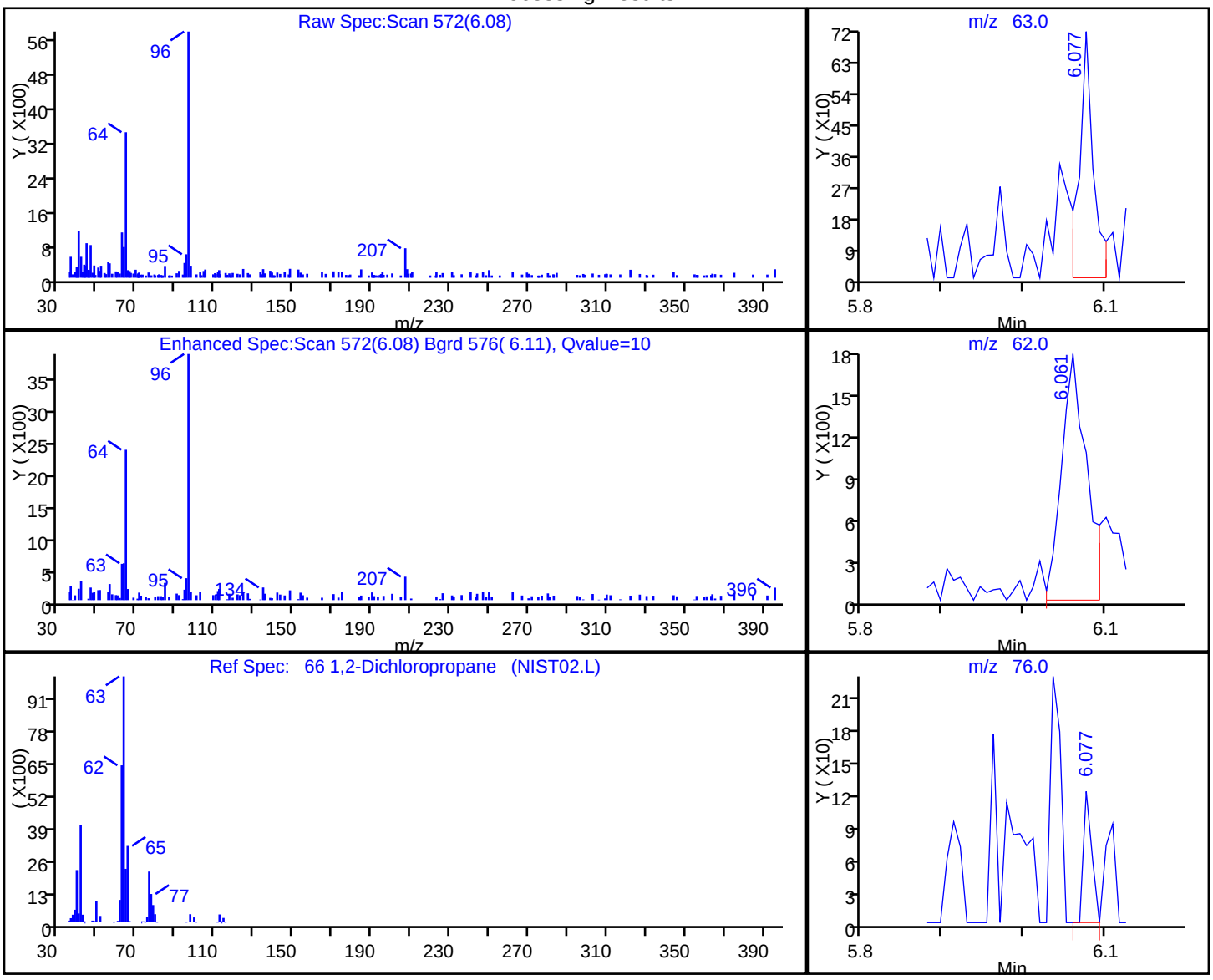

RT	Mass	Response	Amount
6.08	63.00	866	0.268415
6.06	62.00	3796	
6.08	76.00	87	
6.08	112.00	128	

Reviewer: delpolitov, 12-Mar-2018 17:42:56

Audit Action: Marked Compound Undetected Audit Reason: Invalid Compound ID

User Disabled Compound Report

TestAmerica Edison

Data File:	\\ChromNA\Edison\ChromData\CVOAMS6\20180309-68556.b\F60595.D		
Injection Date:	09-Mar-2018 14:10:30	Instrument ID:	CVOAMS6
Lims ID:	460-151079-A-20	Lab Sample ID:	460-151079-20
Client ID:	MW-508D		
Operator ID:		ALS Bottle#:	12 Worklist Smp#: 13
Purge Vol:	5.000 mL	Dil. Factor:	1.0000
Method:	8260624W6	Limit Group:	VOA - 8260C DKQP Water and Solid
Column:	Rtx-624 (0.25 mm)	Detector	MS SCAN

69 1,4-Dioxane, CAS: 123-91-1

Processing Results

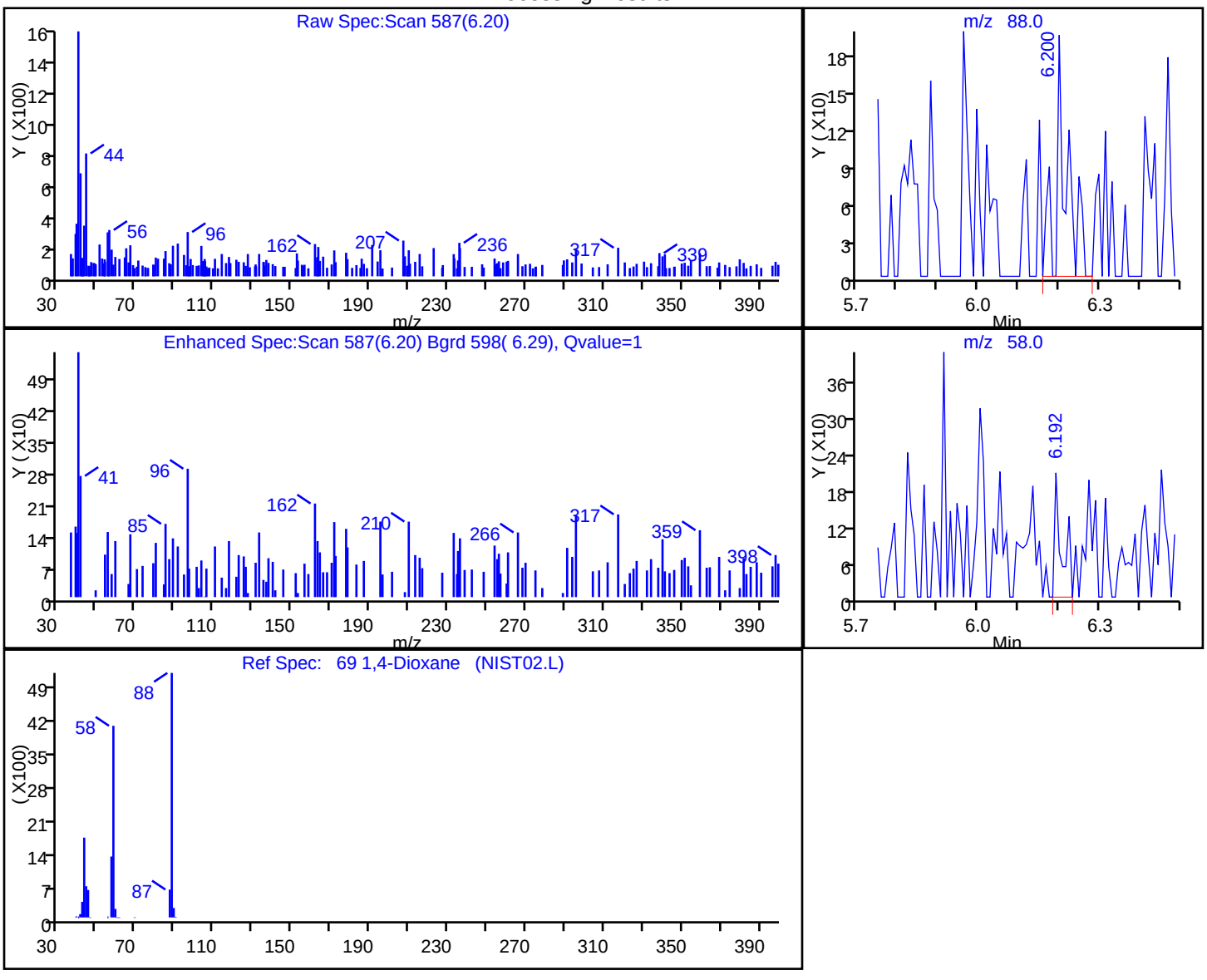

RT	Mass	Response	Amount
6.20	88.00	375	12.233525
6.19	58.00	256	

Reviewer: delpolitov, 12-Mar-2018 17:42:56

Audit Action: Marked Compound Undetected Audit Reason: Invalid Compound ID

User Disabled Compound Report

TestAmerica Edison

Data File:	\\ChromNA\Edison\ChromData\CVOAMS6\20180309-68556.b\F60595.D		
Injection Date:	09-Mar-2018 14:10:30	Instrument ID:	CVOAMS6
Lims ID:	460-151079-A-20	Lab Sample ID:	460-151079-20
Client ID:	MW-508D		
Operator ID:		ALS Bottle#:	12 Worklist Smp#: 13
Purge Vol:	5.000 mL	Dil. Factor:	1.0000
Method:	8260624W6	Limit Group:	VOA - 8260C DKQP Water and Solid
Column:	Rtx-624 (0.25 mm)	Detector	MS SCAN

41 2-Butanone (MEK), CAS: 78-93-3

Processing Results

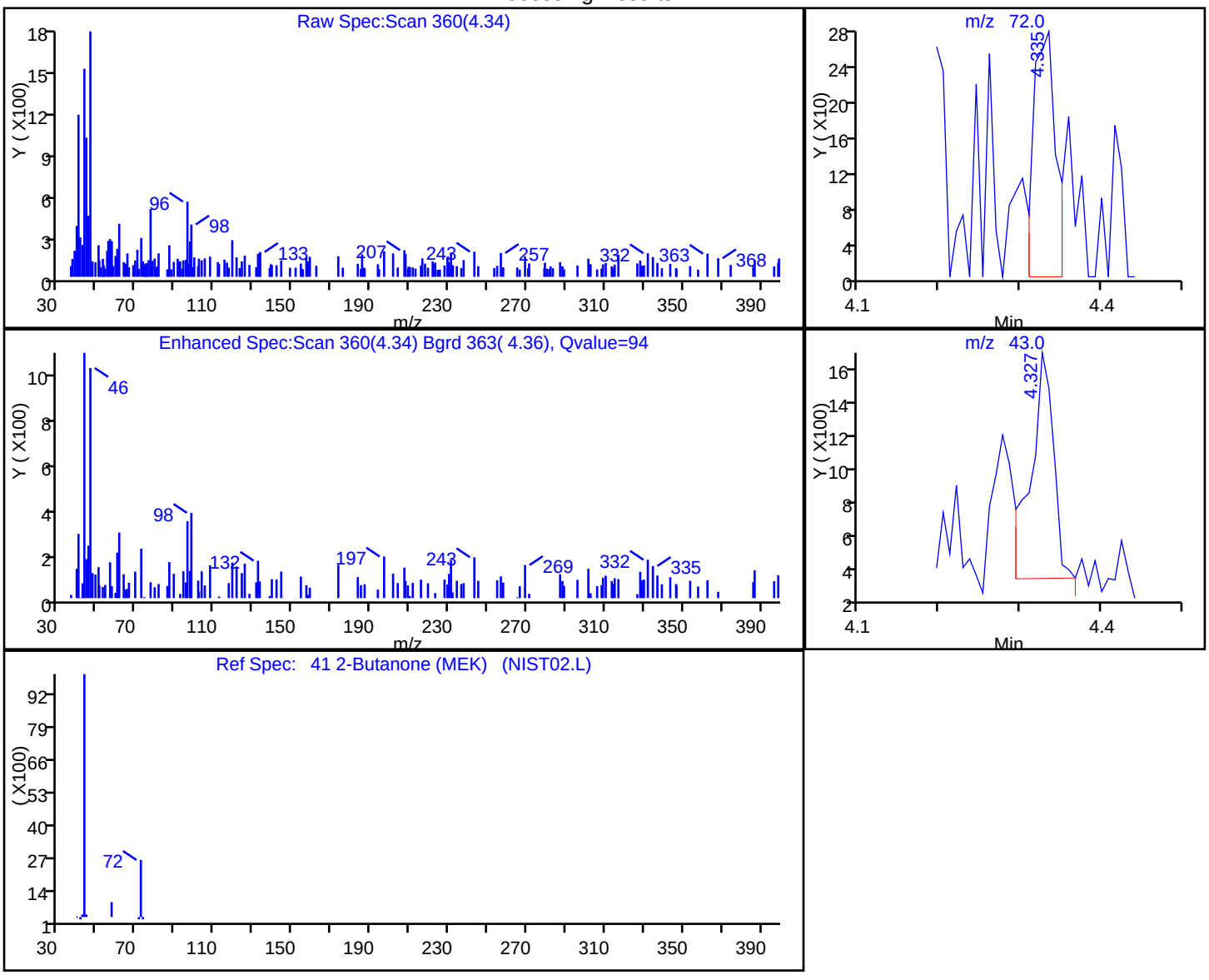

RT	Mass	Response	Amount
4.34	72.00	531	3.301197
4.33	43.00	2613	

Reviewer: delpolitov, 12-Mar-2018 17:42:56

Audit Action: Marked Compound Undetected Audit Reason: Invalid Compound ID

User Disabled Compound Report

TestAmerica Edison

Data File:	\\ChromNA\Edison\ChromData\CVOAMS6\20180309-68556.b\F60595.D		
Injection Date:	09-Mar-2018 14:10:30	Instrument ID:	CVOAMS6
Lims ID:	460-151079-A-20	Lab Sample ID:	460-151079-20
Client ID:	MW-508D		
Operator ID:		ALS Bottle#:	12 Worklist Smp#: 13
Purge Vol:	5.000 mL	Dil. Factor:	1.0000
Method:	8260624W6	Limit Group:	VOA - 8260C DKQP Water and Solid
Column:	Rtx-624 (0.25 mm)	Detector	MS SCAN

77 4-Methyl-2-pentanone (MIBK), CAS: 108-10-1

Processing Results

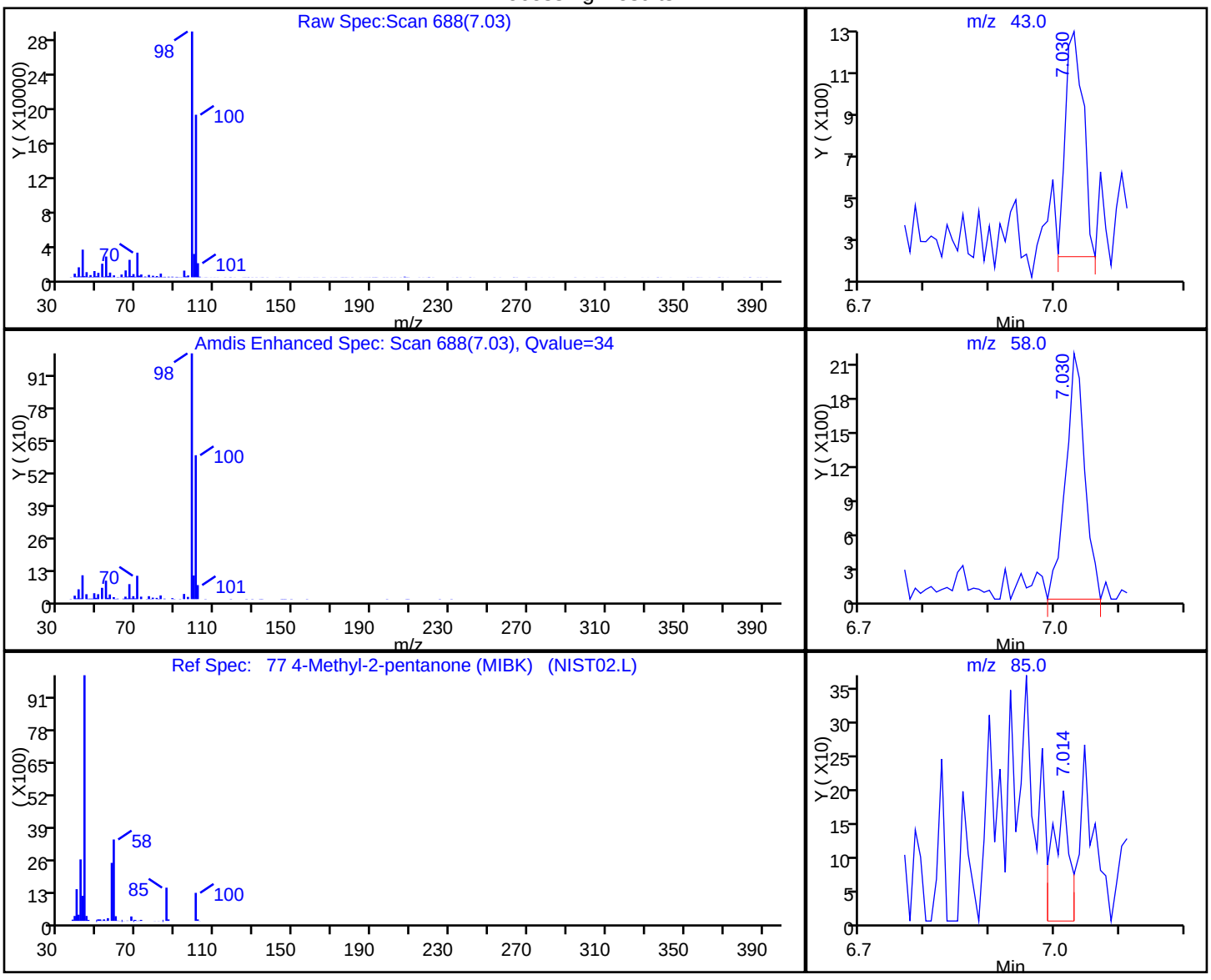

RT	Mass	Response	Amount
7.03	43.00	1922	0.682908
7.03	58.00	4399	
7.01	85.00	338	
7.03	100.00	360103	

Reviewer: delpolitov, 12-Mar-2018 17:42:56

Audit Action: Marked Compound Undetected Audit Reason: Invalid Compound ID

User Disabled Compound Report

TestAmerica Edison

Data File:	\\ChromNA\Edison\ChromData\CVOAMS6\20180309-68556.b\F60595.D		
Injection Date:	09-Mar-2018 14:10:30	Instrument ID:	CVOAMS6
Lims ID:	460-151079-A-20	Lab Sample ID:	460-151079-20
Client ID:	MW-508D		
Operator ID:		ALS Bottle#:	12 Worklist Smp#: 13
Purge Vol:	5.000 mL	Dil. Factor:	1.0000
Method:	8260624W6	Limit Group:	VOA - 8260C DKQP Water and Solid
Column:	Rtx-624 (0.25 mm)	Detector	MS SCAN

24 Methyl acetate, CAS: 79-20-9

Processing Results

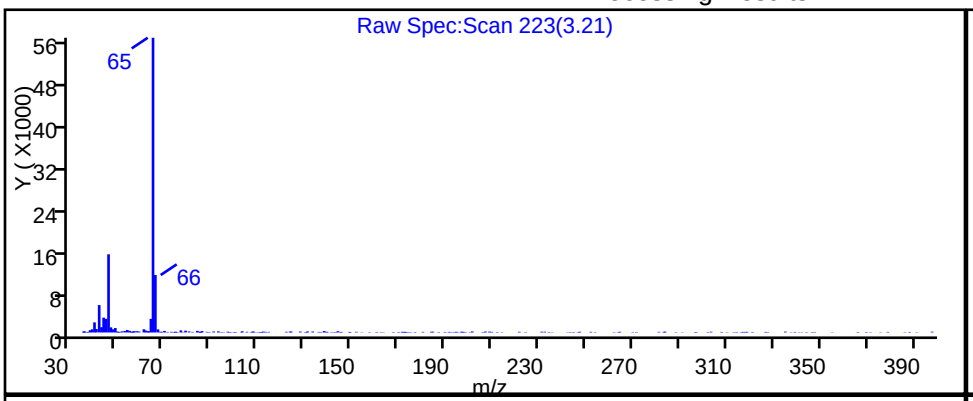

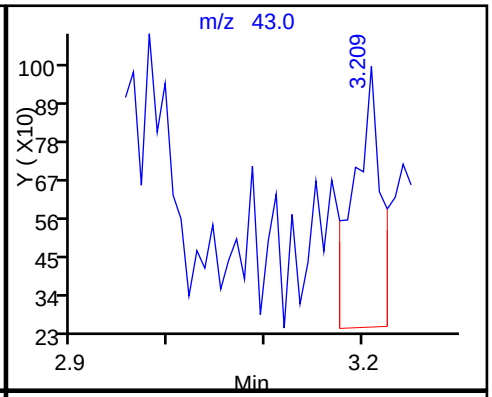

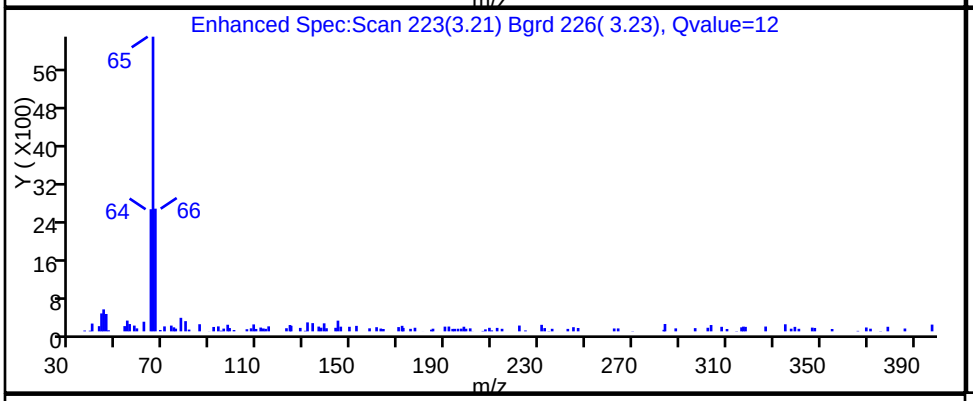

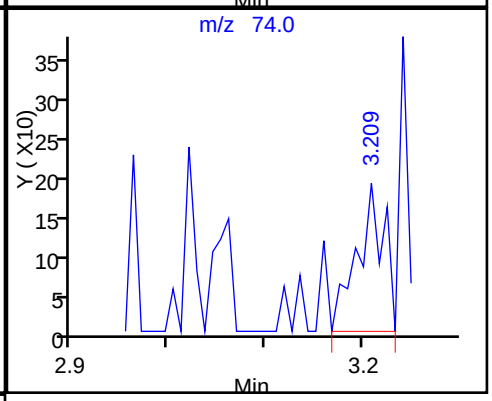

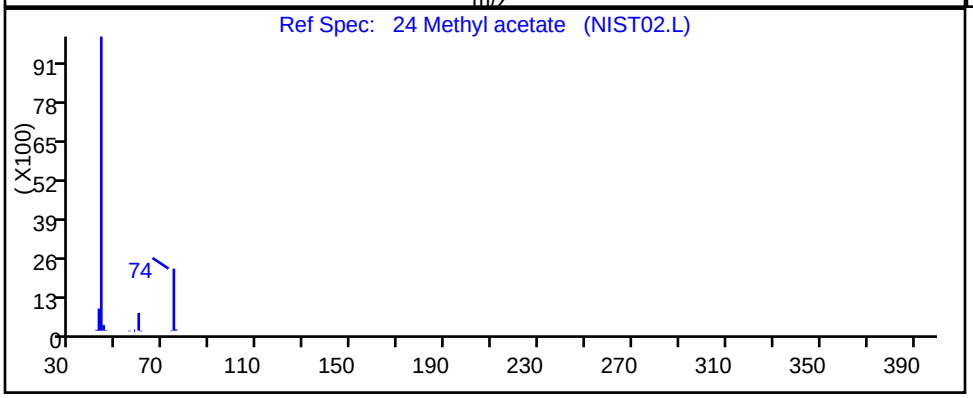

RT	Mass	Response	Amount
3.21	43.00	1496	0.647366
3.21	74.00	362	

Reviewer: delpolitov, 12-Mar-2018 17:42:56

Audit Action: Marked Compound Undetected Audit Reason: Invalid Compound ID

User Disabled Compound Report

TestAmerica Edison

Data File:	\\ChromNA\Edison\ChromData\CVOAMS6\20180309-68556.b\F60595.D		
Injection Date:	09-Mar-2018 14:10:30	Instrument ID:	CVOAMS6
Lims ID:	460-151079-A-20	Lab Sample ID:	460-151079-20
Client ID:	MW-508D		
Operator ID:		ALS Bottle#:	12 Worklist Smp#: 13
Purge Vol:	5.000 mL	Dil. Factor:	1.0000
Method:	8260624W6	Limit Group:	VOA - 8260C DKQP Water and Solid
Column:	Rtx-624 (0.25 mm)	Detector	MS SCAN

4 Vinyl chloride, CAS: 75-01-4

Processing Results

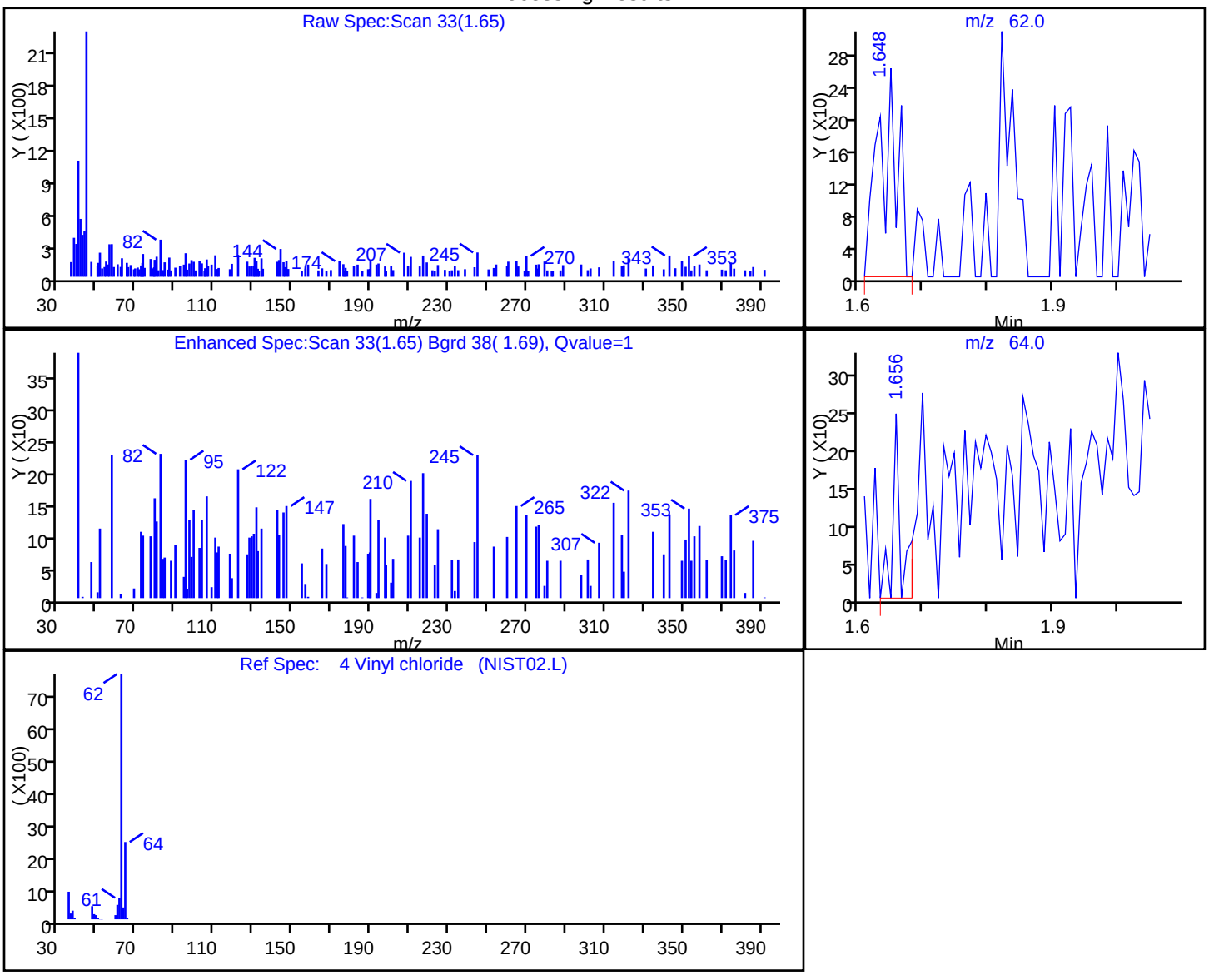

RT	Mass	Response	Amount
1.65	62.00	516	0.122425
1.66	64.00	224	

Reviewer: delpolitov, 12-Mar-2018 17:42:56

Audit Action: Marked Compound Undetected Audit Reason: Invalid Compound ID

FORM I
GC/MS VOA ORGANICS ANALYSIS DATA SHEET

Lab Name: TestAmerica Edison | Job No.: 460-151079-1

SDG No.:

Client Sample ID: MW-532S | Lab Sample ID: 460-151079-21

Matrix: Water | Lab File ID: F60596.D

Analysis Method: 8260C | Date Collected: 02/27/2018 07:45

Sample wt/vol: 5(mL) | Date Analyzed: 03/09/2018 14:34

Soil Aliquot Vol: | Dilution Factor: 1

Soil Extract Vol.: | GC Column: Rtx-624 ID: 0.25(mm)

% Moisture: | Level: (low/med) Low

Analysis Batch No.: 502418 | Units: ug/L

CAS NO.	COMPOUND NAME	RESULT	Q	RL	MDL
71-55-6	1,1,1-Trichloroethane	0.28	U	1.0	0.28
79-34-5	1,1,2,2-Tetrachloroethane	0.19	U	1.0	0.19
79-00-5	1,1,2-Trichloroethane	0.080	U	1.0	0.080
75-34-3	1,1-Dichloroethane	0.24	U	1.0	0.24
75-35-4	1,1-Dichloroethene	0.34	U	1.0	0.34
87-61-6	1,2,3-Trichlorobenzene	0.35	U	1.0	0.35
120-82-1	1,2,4-Trichlorobenzene	0.27	U	1.0	0.27
96-12-8	1,2-Dibromo-3-Chloropropane	0.23	U	1.0	0.23
106-93-4	1,2-Dibromoethane	0.19	U	1.0	0.19
95-50-1	1,2-Dichlorobenzene	0.22	U	1.0	0.22
107-06-2	1,2-Dichloroethane	0.25	U	1.0	0.25
78-87-5	1,2-Dichloropropane	0.18	U	1.0	0.18
541-73-1	1,3-Dichlorobenzene	0.33	U	1.0	0.33
106-46-7	1,4-Dichlorobenzene	0.33	U	1.0	0.33
123-91-1	1,4-Dioxane	8.7	U	50	8.7
78-93-3	2-Butanone	2.2	U	5.0	2.2
591-78-6	2-Hexanone	0.72	U	5.0	0.72
108-10-1	4-Methyl-2-pentanone	0.63	U	5.0	0.63
67-64-1	Acetone	1.1	U	5.0	1.1
71-43-2	Benzene	0.090	U	1.0	0.090
74-97-5	Bromochloromethane	0.30	U	1.0	0.30
75-27-4	Bromodichloromethane	0.15	U	1.0	0.15
75-25-2	Bromoform	0.18	U	1.0	0.18
74-83-9	Bromomethane	0.18	U	1.0	0.18
75-15-0	Carbon disulfide	0.22	U	1.0	0.22
56-23-5	Carbon tetrachloride	0.33	U	1.0	0.33
108-90-7	Chlorobenzene	0.24	U	1.0	0.24
75-00-3	Chloroethane	0.37	U	1.0	0.37
67-66-3	Chloroform	0.39	J	1.0	0.22
74-87-3	Chloromethane	0.22	U	1.0	0.22
156-59-2	cis-1,2-Dichloroethene	0.26	U	1.0	0.26
10061-01-5	cis-1,3-Dichloropropene	0.16	U	1.0	0.16
110-82-7	Cyclohexane	0.26	U	1.0	0.26
124-48-1	Dibromochloromethane	0.22	U	1.0	0.22
75-71-8	Dichlorodifluoromethane	0.14	U	1.0	0.14
100-41-4	Ethylbenzene	0.30	U	1.0	0.30

FORM I
GC/MS VOA ORGANICS ANALYSIS DATA SHEET

Lab Name: TestAmerica Edison | Job No.: 460-151079-1

SDG No.:

Client Sample ID: MW-532S | Lab Sample ID: 460-151079-21

Matrix: Water | Lab File ID: F60596.D

Analysis Method: 8260C | Date Collected: 02/27/2018 07:45

Sample wt/vol: 5(mL) | Date Analyzed: 03/09/2018 14:34

Soil Aliquot Vol: | Dilution Factor: 1

Soil Extract Vol.: | GC Column: Rtx-624 ID: 0.25(mm)

% Moisture: | Level: (low/med) Low

Analysis Batch No.: 502418 | Units: ug/L

CAS NO.	COMPOUND NAME	RESULT	Q	RL	MDL
76-13-1	Freon TF	0.94	J	1.0	0.34
98-82-8	Isopropylbenzene	0.32	U	1.0	0.32
179601-23-1	m&p-Xylene	0.28	U	1.0	0.28
79-20-9	Methyl acetate	0.58	U	5.0	0.58
108-87-2	Methylcyclohexane	0.22	U	1.0	0.22
75-09-2	Methylene Chloride	0.80	J	1.0	0.21
1634-04-4	MTBE	0.13	U	1.0	0.13
95-47-6	o-Xylene	0.32	U	1.0	0.32
100-42-5	Styrene	0.17	U	1.0	0.17
127-18-4	Tetrachloroethene	0.31	J	1.0	0.12
108-88-3	Toluene	0.25	U	1.0	0.25
156-60-5	trans-1,2-Dichloroethene	0.18	U	1.0	0.18
10061-02-6	trans-1,3-Dichloropropene	0.19	U	1.0	0.19
79-01-6	Trichloroethene	0.80	J	1.0	0.22
75-69-4	Trichlorofluoromethane	0.15	U	1.0	0.15
75-01-4	Vinyl chloride	0.060	U	1.0	0.060

CAS NO.	SURROGATE	%REC	Q	LIMITS
17060-07-0	1,2-Dichloroethane-d4 (Surr)	102		70-130
460-00-4	Bromofluorobenzene	100		70-130
1868-53-7	Dibromofluoromethane (Surr)	108		70-130
2037-26-5	Toluene-d8 (Surr)	96		70-130

FORM I
GC/MS VOA ORGANICS ANALYSIS DATA SHEET
TENTATIVELY IDENTIFIED COMPOUNDS

Lab Name: TestAmerica Edison Job No.: 460-151079-1

SDG No.:

Client Sample ID: MW-532S Lab Sample ID: 460-151079-21

Matrix: Water Lab File ID: F60596.D

Analysis Method: 8260C Date Collected: 02/27/2018 07:45

Sample wt/vol: 5(mL) Date Analyzed: 03/09/2018 14:34

Soil Aliquot Vol: Dilution Factor: 1

Soil Extract Vol.: GC Column: Rtx-624 ID: 0.25(mm)

% Moisture: Level: (low/med) Low

Analysis Batch No.: 502418 Units: ug/L

Number TICs Found: 0 TIC Result Total: 0

CAS NO.	COMPOUND NAME	RT	RESULT	Q	MATCH QUALITY
	Tentatively Identified Compound		None		

TestAmerica Edison
Target Compound Quantitation Report

Data File: \\ChromNA\Edison\ChromData\CVOAMS6\20180309-68556.b\F60596.D
Lims ID: 460-151079-A-21
Client ID: MW-532S
Sample Type: Client
Inject. Date: 09-Mar-2018 14:34:30 ALS Bottle#: 13 Worklist Smp#: 14
Purge Vol: 5.000 mL Dil. Factor: 1.0000
Sample Info: 460-151079-A-21
Misc. Info.: 460-0068556-014
Operator ID: Instrument ID: CVOAMS6

Method: \\ChromNA\Edison\ChromData\CVOAMS6\20180309-68556.b\8260624W6.m
Limit Group: VOA - 8260C DKQP Water and Solid
Last Update: 12-Mar-2018 17:43:48 Calib Date: 09-Mar-2018 04:49:30
Integrator: RTE ID Type: Deconvolution ID
Quant Method: Internal Standard Quant By: Initial Calibration
Last ICal File: \\ChromNA\Edison\ChromData\CVOAMS6\20180309-68530.b\F60575.D

Column 1 : Rtx-624 (0.25 mm) Det: MS SCAN
Process Host: XAWRK008

First Level Reviewer: delpolitov Date: 12-Mar-2018 17:43:48

Compound	Sig	RT (min.)	Exp RT (min.)	Dlt RT (min.)	Q	Response	OnCol Amt ug/l	Flags
16 1,1,2-Trichloro-1,2,2-trif	101	2.765	2.765	0.000	74	3836	0.9433	
* 26 TBA-d9 (IS)	65	3.217	3.209	0.008	0	260539	1000.0	
27 Methylene Chloride	84	3.226	3.217	0.009	31	3032	0.7957	
* 38 2-Butanone-d5	46	4.269	4.261	0.008	0	245310	250.0	
48 Chloroform	83	4.590	4.581	0.009	67	2294	0.3876	
$ 51 Dibromofluoromethane (Surr	113	4.746	4.738	0.008	97	160023	54.2	
$ 56 1,2-Dichloroethane-d4 (Sur	65	5.091	5.091	0.000	0	160879	51.2	
* 61 Fluorobenzene	96	5.362	5.362	0.000	98	509558	50.0	
63 Trichloroethene	95	5.715	5.707	0.008	92	2737	0.7980	M
* 67 1,4-Dioxane-d8	96	6.060	6.052	0.008	0	23502	1000.0	
$ 78 Toluene-d8 (Surr)	98	7.030	7.022	0.008	99	510613	48.2	
83 Tetrachloroethene	166	7.712	7.712	0.000	32	1337	0.3115	
* 89 Chlorobenzene-d5	117	8.821	8.813	0.008	85	436897	50.0	
$ 100 4-Bromofluorobenzene	174	10.070	10.070	0.000	95	209470	49.8	
* 116 1,4-Dichlorobenzene-d4	152	10.941	10.941	0.000	94	295108	50.0	

QC Flag Legend

Review Flags
M - Manually Integrated

Reagents:

VOA6IS/SURR_00009 Amount Added: 5.00 Units: uL Run Reagent

Report Date: 12-Mar-2018 17:43:49 Chrom Revision: 2.2 08-Feb-2018 13:38:42

TestAmerica Edison

Data File: \\ChromNA\Edison\ChromData\CVOAMS6\20180309-68556.b\F60596.D

Injection Date:	09-Mar-2018 14:34:30	Instrument ID:	CVOAMS6	Operator ID:	
Lims ID:	460-151079-A-21	Lab Sample ID:	460-151079-21	Worklist Smp#:	14
Client ID:	MW-532S				
Purge Vol:	5.000 mL	Dil. Factor:	1.0000	ALS Bottle#:	13
Method:	8260624W6	Limit Group:	VOA - 8260C DKQP Water and Solid		

Column: Rtx-624 (0.25 mm)

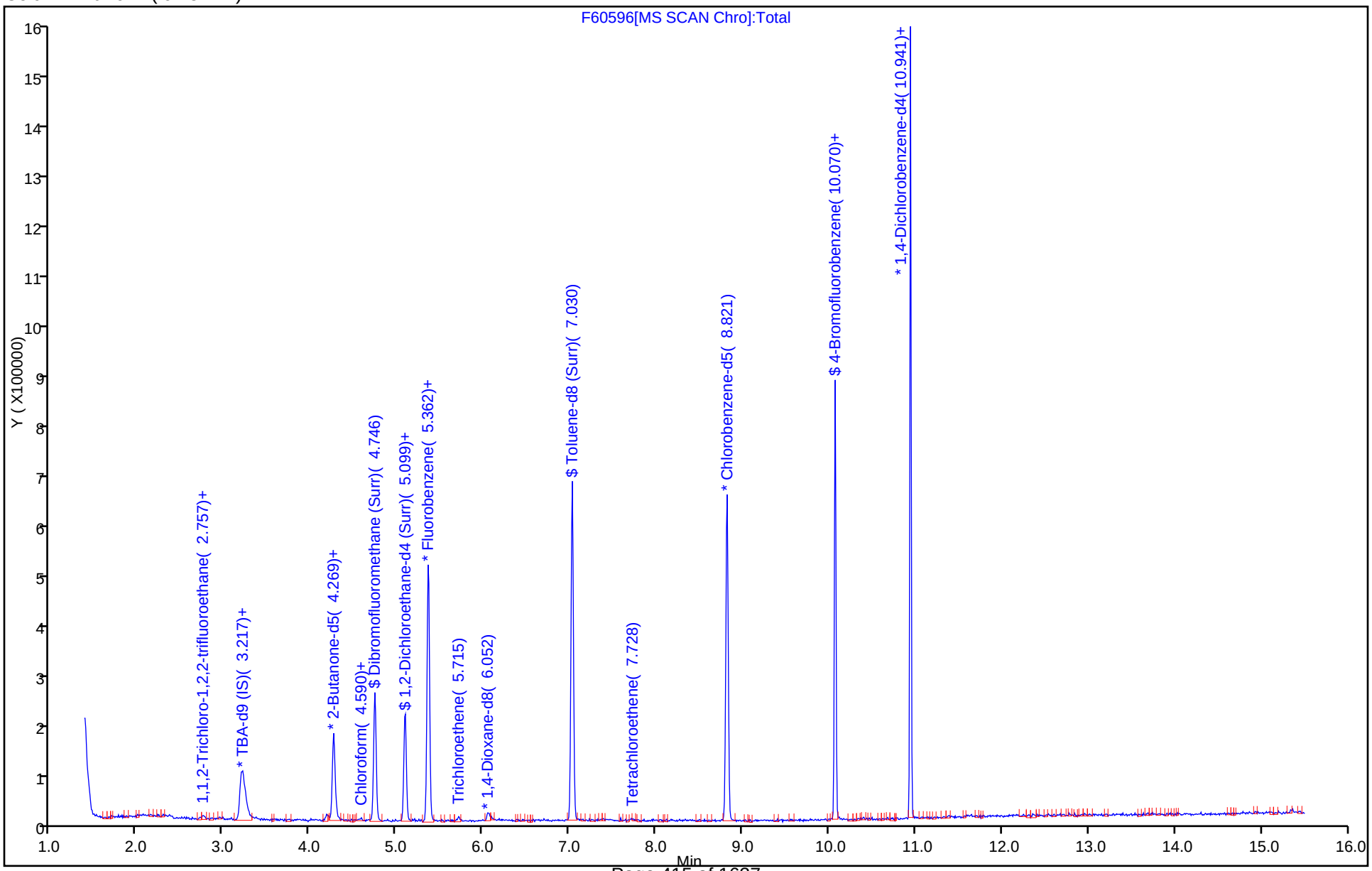

Report Date: 12-Mar-2018 17:43:50 Chrom Revision: 2.2 08-Feb-2018 13:38:42

TestAmerica Edison

Data File: \\ChromNA\Edison\ChromData\CVOAMS6\20180309-68556.b\F60596.D

Injection Date:	09-Mar-2018 14:34:30	Instrument ID:	CVOAMS6		
Lims ID:	460-151079-A-21	Lab Sample ID:	460-151079-21		
Client ID:	MW-532S				
Operator ID:		ALS Bottle#:	13	Worklist Smp#:	14
Purge Vol:	5.000 mL	Dil. Factor:	1.0000		
Method:	8260624W6	Limit Group:	VOA - 8260C DKQP Water and Solid		
Column:	Rtx-624 (0.25 mm)	Detector	MS SCAN		

48 Chloroform, CAS: 67-66-3

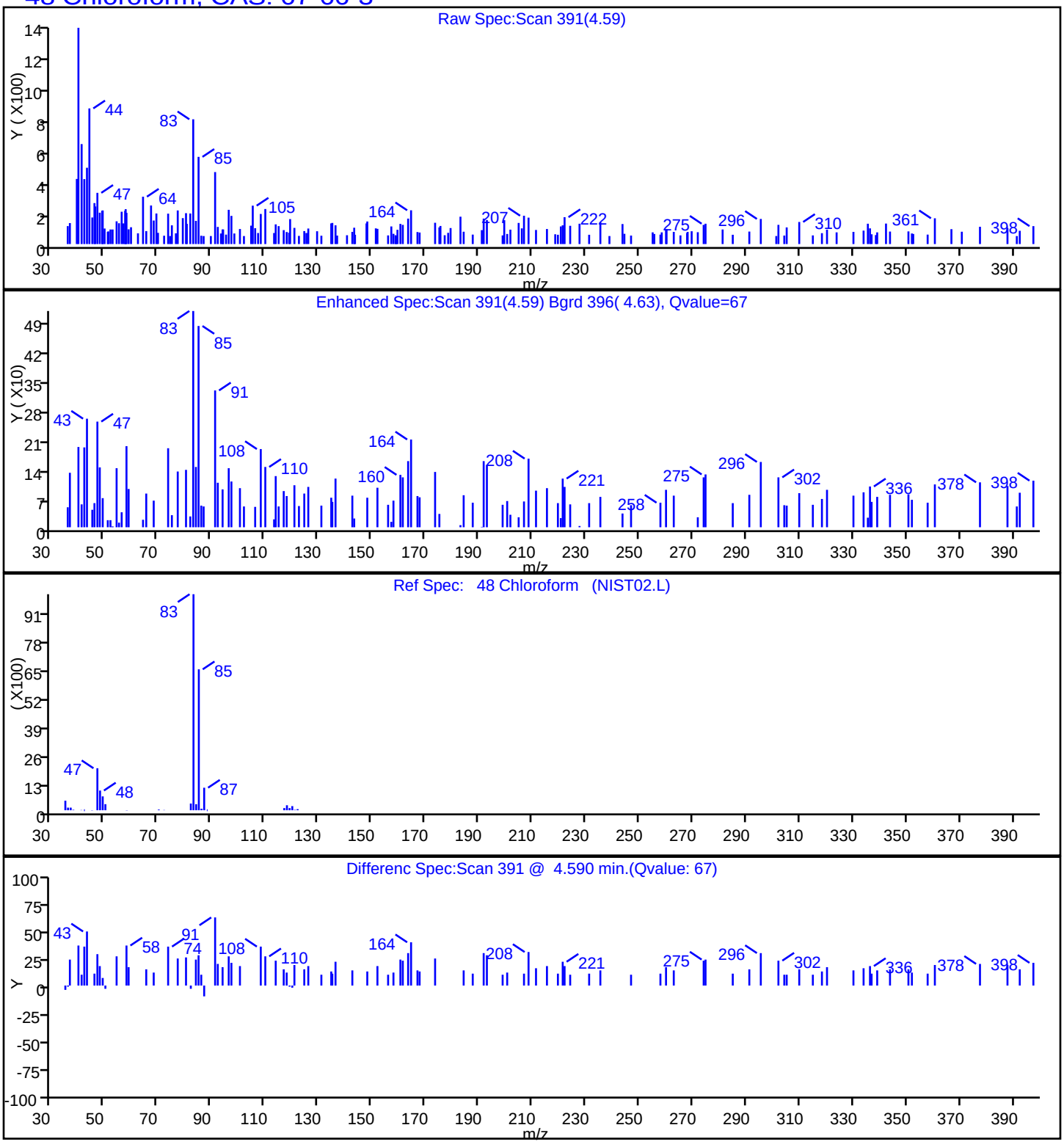

Report Date: 12-Mar-2018 17:43:50 Chrom Revision: 2.2 08-Feb-2018 13:38:42

TestAmerica Edison

Data File: \\ChromNA\Edison\ChromData\CVOAMS6\20180309-68556.b\F60596.D

Injection Date:	09-Mar-2018 14:34:30	Instrument ID:	CVOAMS6		
Lims ID:	460-151079-A-21	Lab Sample ID:	460-151079-21		
Client ID:	MW-532S				
Operator ID:		ALS Bottle#:	13	Worklist Smp#:	14
Purge Vol:	5.000 mL	Dil. Factor:	1.0000		
Method:	8260624W6	Limit Group:	VOA - 8260C DKQP Water and Solid		
Column:	Rtx-624 (0.25 mm)	Detector	MS SCAN		

16 1,1,2-Trichloro-1,2,2-trifluoroethane, CAS: 76-13-1

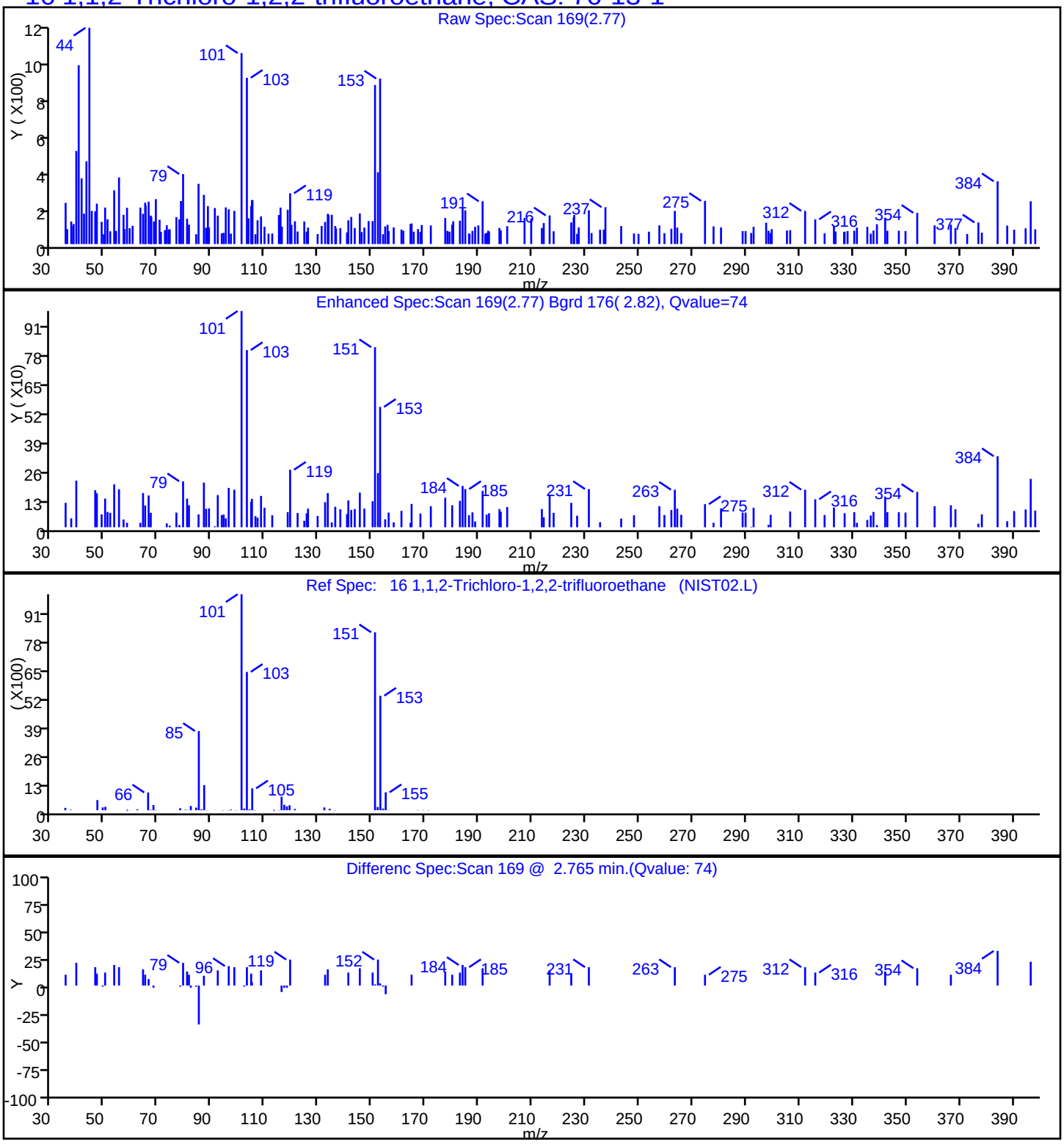

Report Date: 12-Mar-2018 17:43:50 Chrom Revision: 2.2 08-Feb-2018 13:38:42

TestAmerica Edison

Data File:	\\ChromNA\Edison\ChromData\CVOAMS6\20180309-68556.b\F60596.D		
Injection Date:	09-Mar-2018 14:34:30	Instrument ID:	CVOAMS6
Lims ID:	460-151079-A-21	Lab Sample ID:	460-151079-21
Client ID:	MW-532S		
Operator ID:		ALS Bottle#:	13 Worklist Smp#: 14
Purge Vol:	5.000 mL	Dil. Factor:	1.0000
Method:	8260624W6	Limit Group:	VOA - 8260C DKQP Water and Solid
Column:	Rtx-624 (0.25 mm)	Detector	MS SCAN

27 Methylene Chloride, CAS: 75-09-2

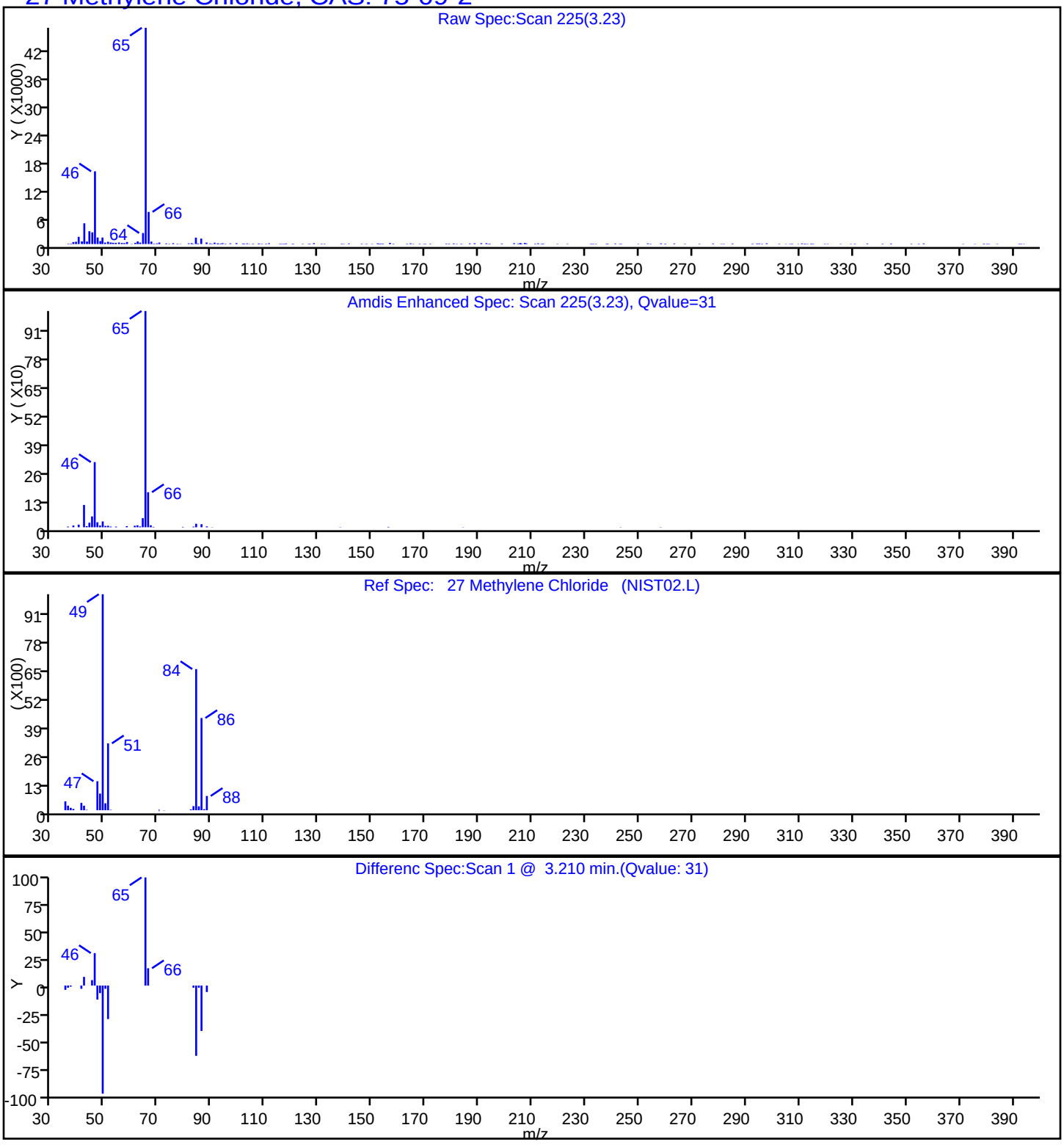

Report Date: 12-Mar-2018 17:43:50 Chrom Revision: 2.2 08-Feb-2018 13:38:42

TestAmerica Edison

Data File: \\ChromNA\Edison\ChromData\CVOAMS6\20180309-68556.b\F60596.D

Injection Date:	09-Mar-2018 14:34:30	Instrument ID:	CVOAMS6		
Lims ID:	460-151079-A-21	Lab Sample ID:	460-151079-21		
Client ID:	MW-532S				
Operator ID:		ALS Bottle#:	13	Worklist Smp#:	14
Purge Vol:	5.000 mL	Dil. Factor:	1.0000		
Method:	8260624W6	Limit Group:	VOA - 8260C DKQP Water and Solid		
Column:	Rtx-624 (0.25 mm)	Detector	MS SCAN		

83 Tetrachloroethene, CAS: 127-18-4

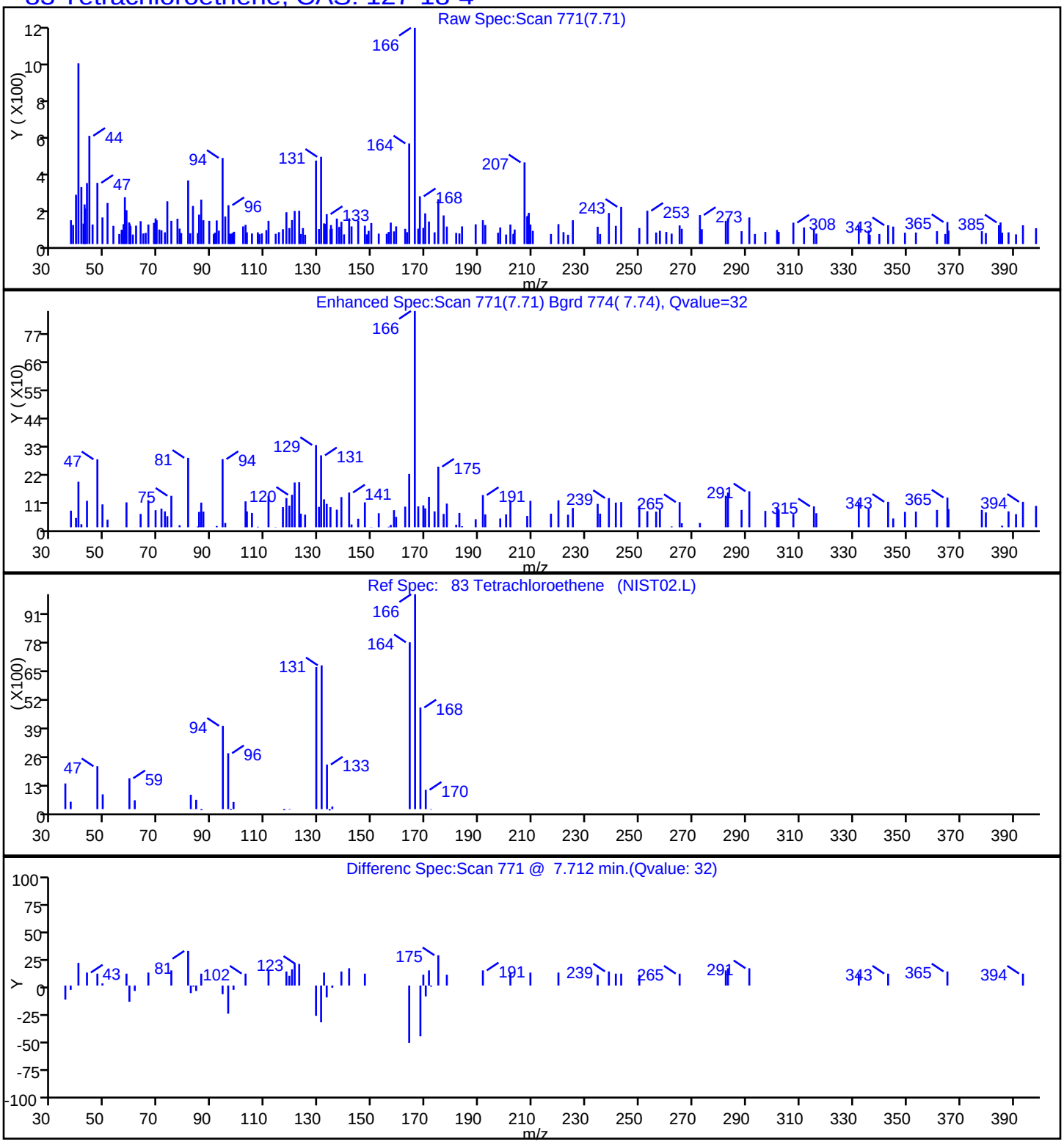

Report Date: 12-Mar-2018 17:43:50 Chrom Revision: 2.2 08-Feb-2018 13:38:42

TestAmerica Edison

Data File: \\ChromNA\Edison\ChromData\CVOAMS6\20180309-68556.b\F60596.D

Injection Date:	09-Mar-2018 14:34:30	Instrument ID:	CVOAMS6		
Lims ID:	460-151079-A-21	Lab Sample ID:	460-151079-21		
Client ID:	MW-532S				
Operator ID:		ALS Bottle#:	13	Worklist Smp#:	14
Purge Vol:	5.000 mL	Dil. Factor:	1.0000		
Method:	8260624W6	Limit Group:	VOA - 8260C DKQP Water and Solid		
Column:	Rtx-624 (0.25 mm)	Detector	MS SCAN		

63 Trichloroethene, CAS: 79-01-6

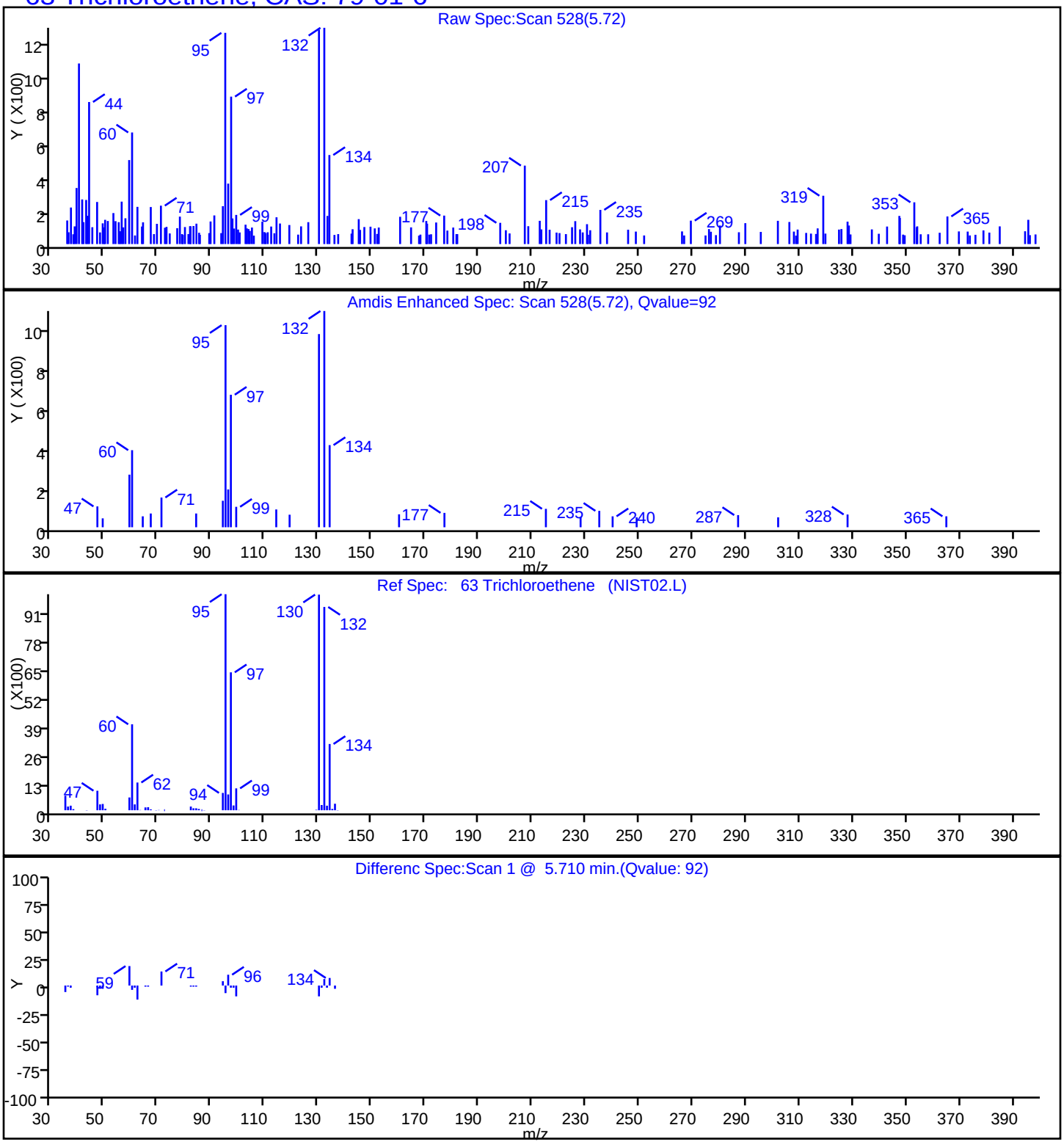

User Disabled Compound Report

TestAmerica Edison

Data File:	\\ChromNA\Edison\ChromData\CVOAMS6\20180309-68556.b\F60596.D		
Injection Date:	09-Mar-2018 14:34:30	Instrument ID:	CVOAMS6
Lims ID:	460-151079-A-21	Lab Sample ID:	460-151079-21
Client ID:	MW-532S		
Operator ID:		ALS Bottle#:	13 Worklist Smp#: 14
Purge Vol:	5.000 mL	Dil. Factor:	1.0000
Method:	8260624W6	Limit Group:	VOA - 8260C DKQP Water and Solid
Column:	Rtx-624 (0.25 mm)	Detector	MS SCAN

82 1,1,2-Trichloroethane, CAS: 79-00-5

Processing Results

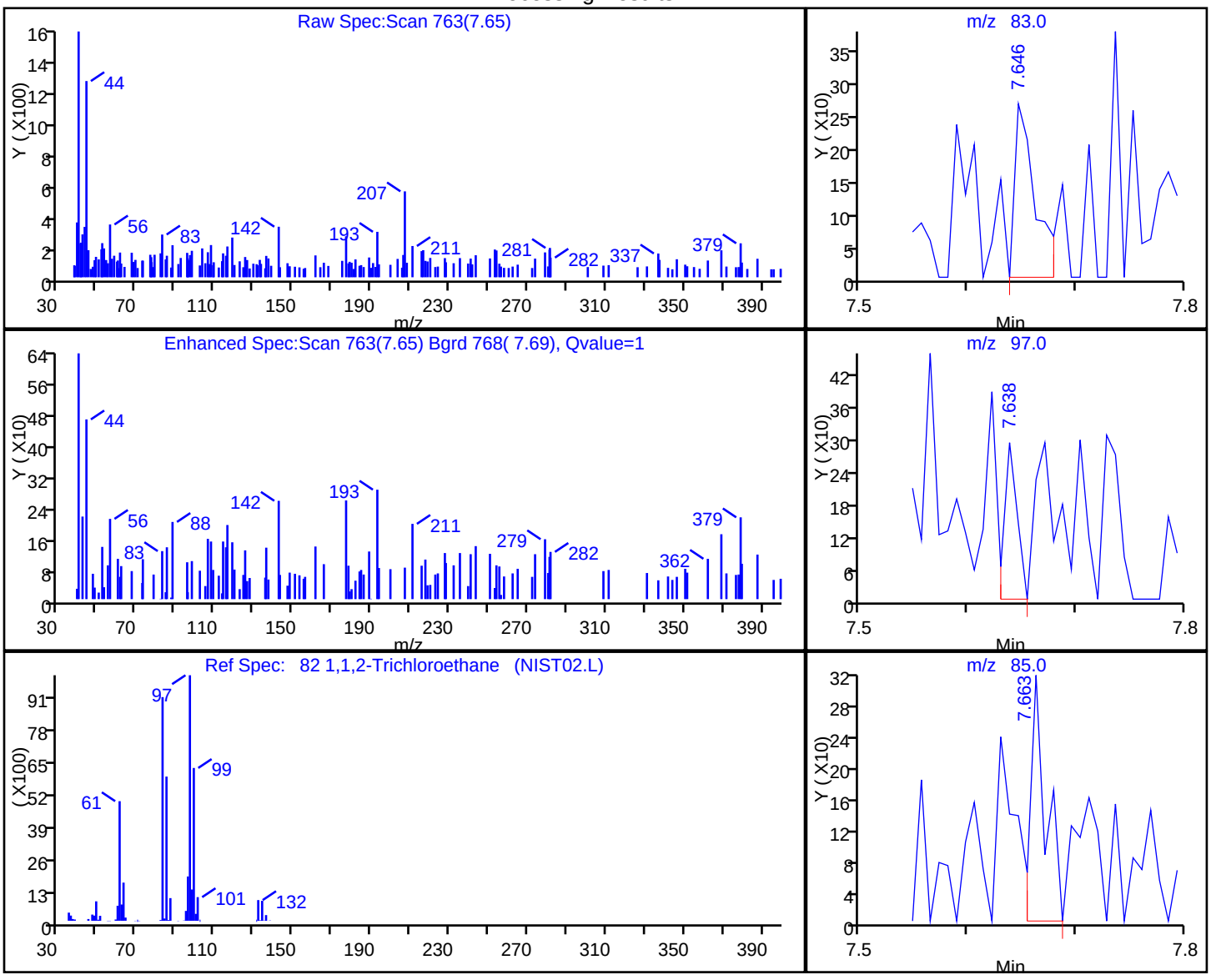

RT	Mass	Response	Amount
7.65	83.00	354	0.142599
7.64	97.00	241	
7.66	85.00	311	

Reviewer: delpolitov, 12-Mar-2018 17:43:48

Audit Action: Marked Compound Undetected Audit Reason: Invalid Compound ID

User Disabled Compound Report

TestAmerica Edison

Data File:	\\ChromNA\Edison\ChromData\CVOAMS6\20180309-68556.b\F60596.D		
Injection Date:	09-Mar-2018 14:34:30	Instrument ID:	CVOAMS6
Lims ID:	460-151079-A-21	Lab Sample ID:	460-151079-21
Client ID:	MW-532S		
Operator ID:		ALS Bottle#:	13 Worklist Smp#: 14
Purge Vol:	5.000 mL	Dil. Factor:	1.0000
Method:	8260624W6	Limit Group:	VOA - 8260C DKQP Water and Solid
Column:	Rtx-624 (0.25 mm)	Detector	MS SCAN

59 1,2-Dichloroethane, CAS: 107-06-2

Processing Results

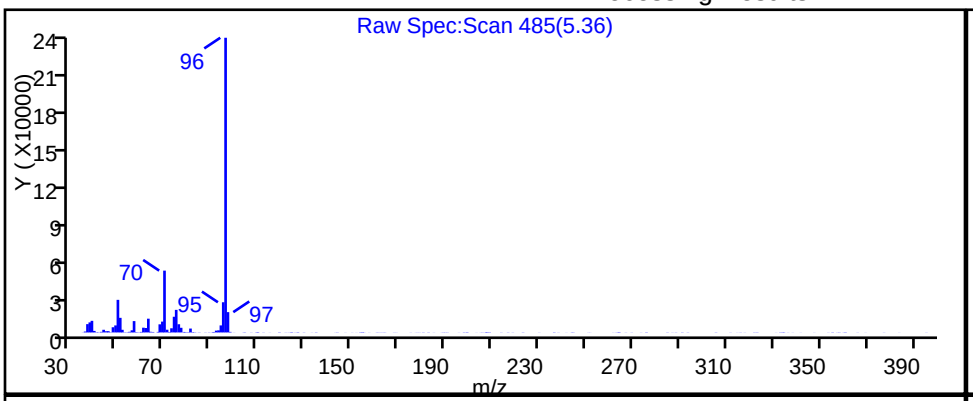

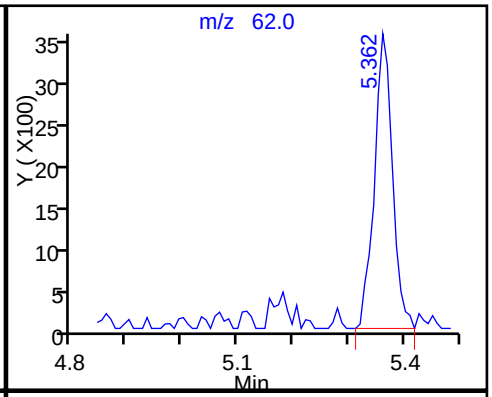

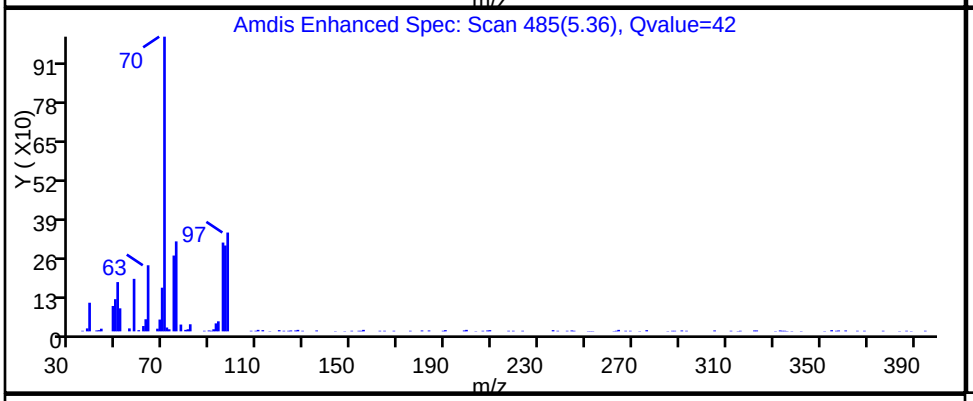

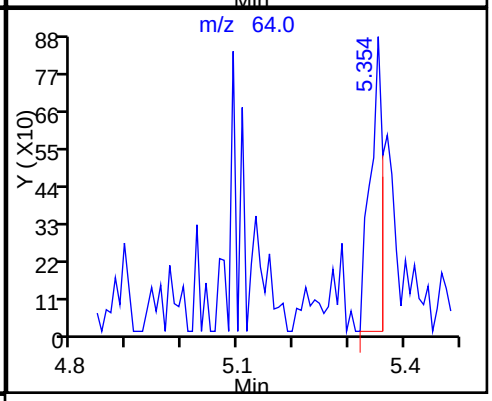

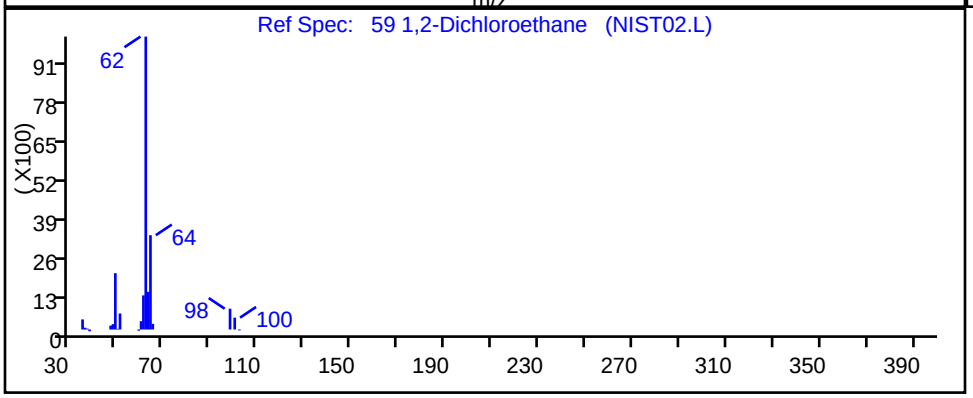

RT	Mass	Response	Amount
5.36	62.00	8045	1.854670
5.35	64.00	1316	

Reviewer: delpolitov, 12-Mar-2018 17:43:48

Audit Action: Marked Compound Undetected Audit Reason: Invalid Compound ID

User Disabled Compound Report

TestAmerica Edison

Data File:	\\ChromNA\Edison\ChromData\CVOAMS6\20180309-68556.b\F60596.D		
Injection Date:	09-Mar-2018 14:34:30	Instrument ID:	CVOAMS6
Lims ID:	460-151079-A-21	Lab Sample ID:	460-151079-21
Client ID:	MW-532S		
Operator ID:		ALS Bottle#:	13 Worklist Smp#: 14
Purge Vol:	5.000 mL	Dil. Factor:	1.0000
Method:	8260624W6	Limit Group:	VOA - 8260C DKQP Water and Solid
Column:	Rtx-624 (0.25 mm)	Detector	MS SCAN

69 1,4-Dioxane, CAS: 123-91-1

Processing Results

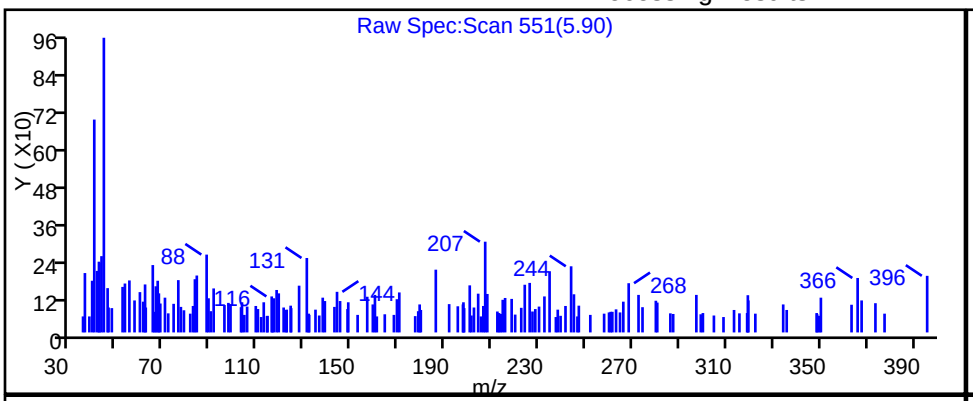

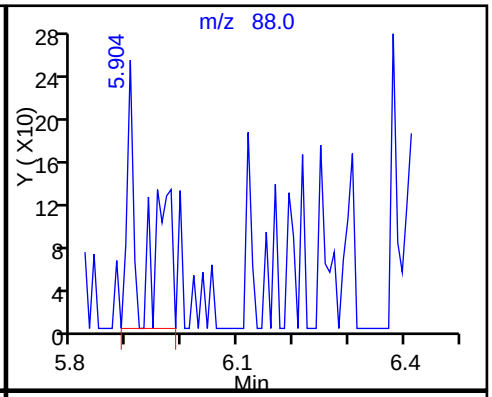

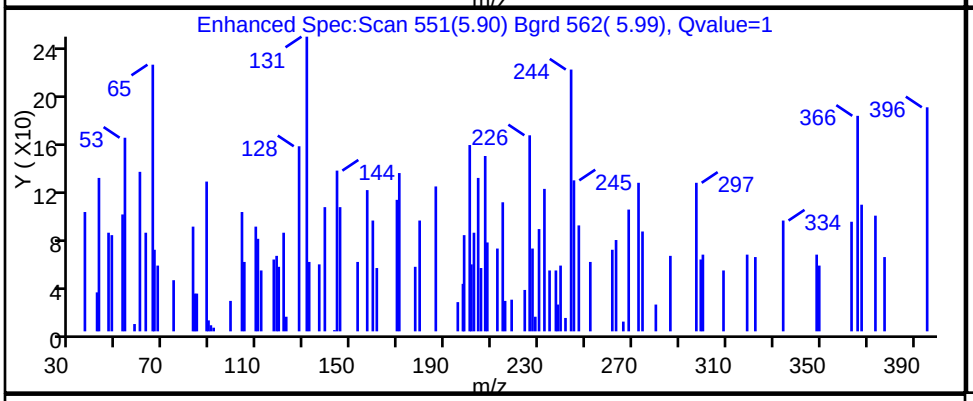

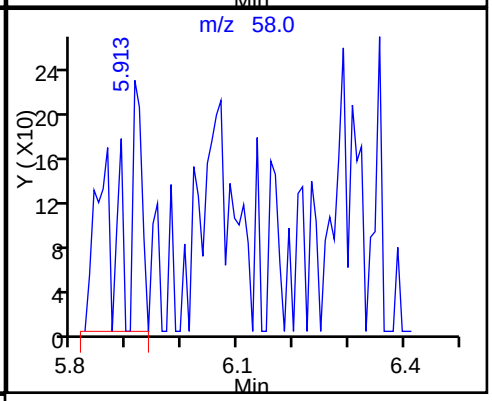

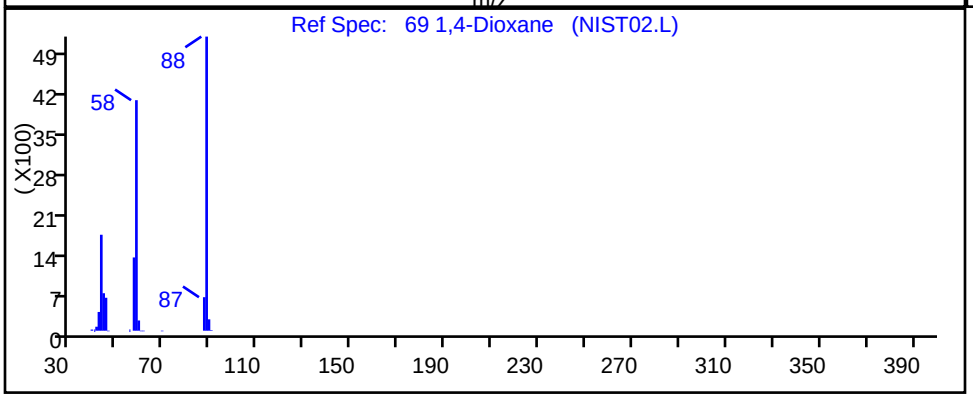

RT	Mass	Response	Amount
5.90	88.00	496	17.351308
5.91	58.00	667	

Reviewer: delpolitov, 12-Mar-2018 17:43:48

Audit Action: Marked Compound Undetected Audit Reason: Invalid Compound ID

User Disabled Compound Report

TestAmerica Edison

Data File:	\\ChromNA\Edison\ChromData\CVOAMS6\20180309-68556.b\F60596.D		
Injection Date:	09-Mar-2018 14:34:30	Instrument ID:	CVOAMS6
Lims ID:	460-151079-A-21	Lab Sample ID:	460-151079-21
Client ID:	MW-532S		
Operator ID:		ALS Bottle#:	13 Worklist Smp#: 14
Purge Vol:	5.000 mL	Dil. Factor:	1.0000
Method:	8260624W6	Limit Group:	VOA - 8260C DKQP Water and Solid
Column:	Rtx-624 (0.25 mm)	Detector	MS SCAN

41 2-Butanone (MEK), CAS: 78-93-3

Processing Results

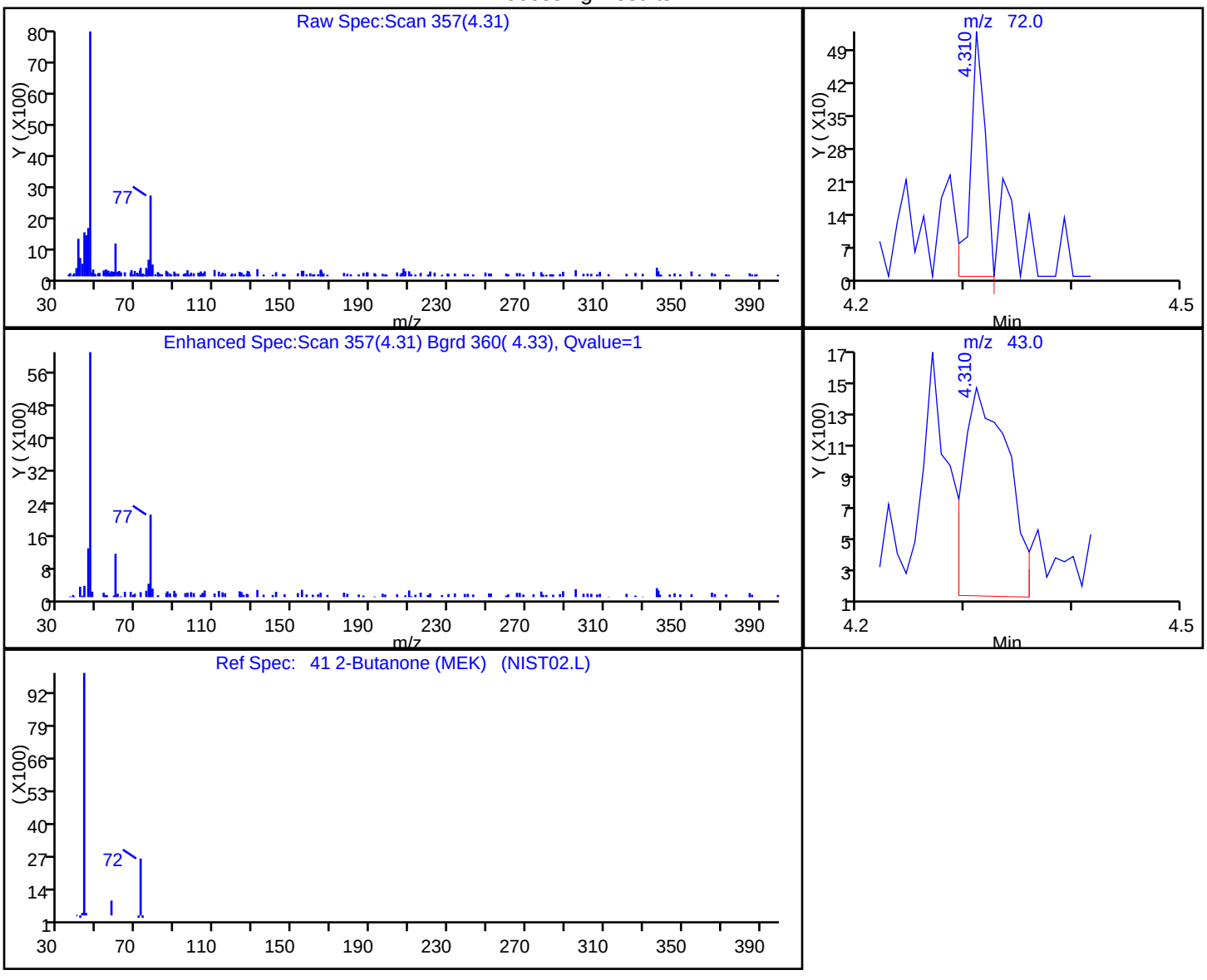

RT	Mass	Response	Amount
4.31	72.00	490	3.274483
4.31	43.00	3662	

Reviewer: delpolitov, 12-Mar-2018 17:43:48

Audit Action: Marked Compound Undetected Audit Reason: Invalid Compound ID

User Disabled Compound Report

TestAmerica Edison

Data File:	\\ChromNA\Edison\ChromData\CVOAMS6\20180309-68556.b\F60596.D		
Injection Date:	09-Mar-2018 14:34:30	Instrument ID:	CVOAMS6
Lims ID:	460-151079-A-21	Lab Sample ID:	460-151079-21
Client ID:	MW-532S		
Operator ID:		ALS Bottle#:	13 Worklist Smp#: 14
Purge Vol:	5.000 mL	Dil. Factor:	1.0000
Method:	8260624W6	Limit Group:	VOA - 8260C DKQP Water and Solid
Column:	Rtx-624 (0.25 mm)	Detector	MS SCAN

77 4-Methyl-2-pentanone (MIBK), CAS: 108-10-1

Processing Results

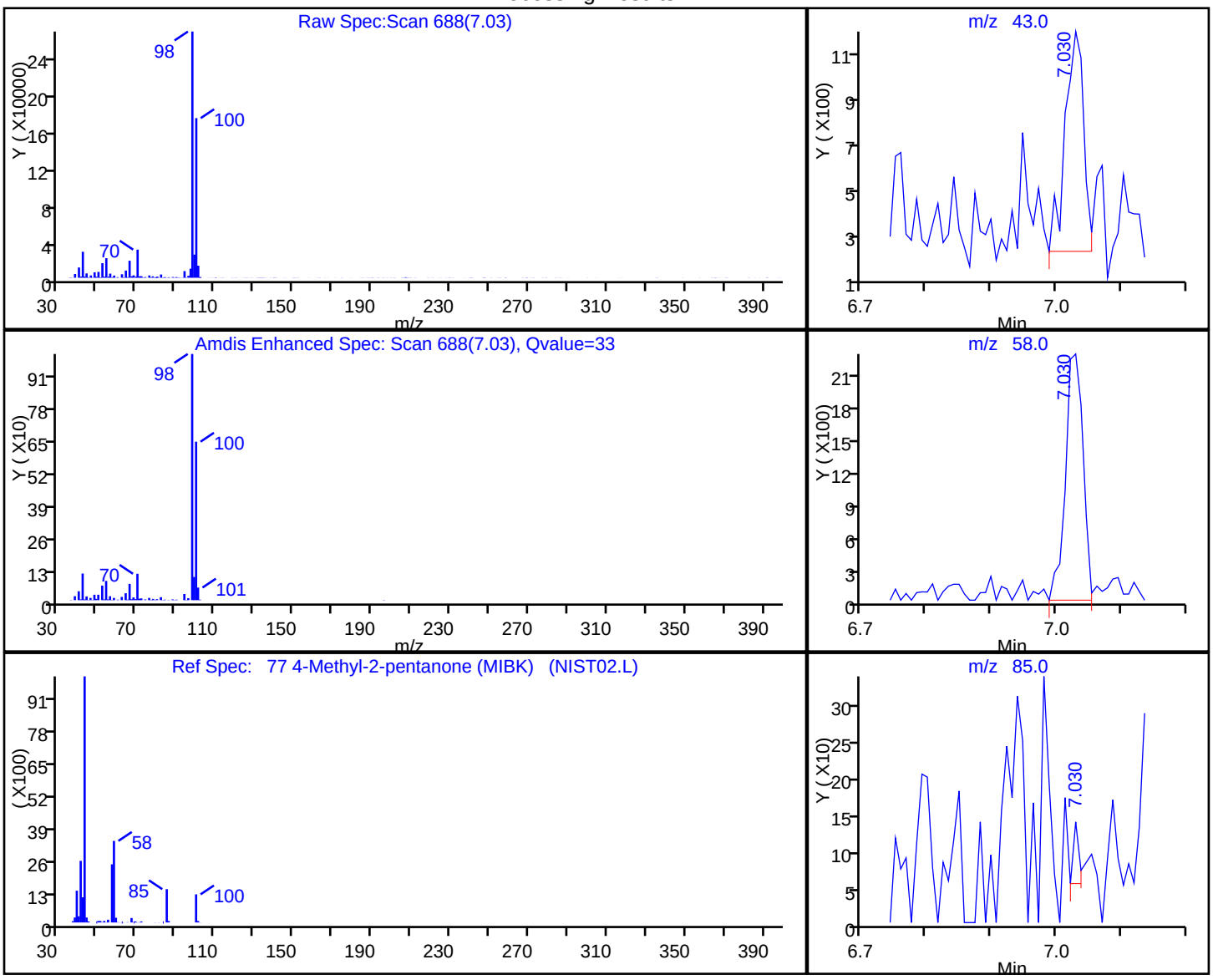

RT	Mass	Response	Amount
7.03	43.00	1891	0.715528
7.03	58.00	4332	
7.03	85.00	50	
7.03	100.00	338221	

Reviewer: delpolitov, 12-Mar-2018 17:43:48

Audit Action: Marked Compound Undetected Audit Reason: Invalid Compound ID

User Disabled Compound Report

TestAmerica Edison

Data File:	\\ChromNA\Edison\ChromData\CVOAMS6\20180309-68556.b\F60596.D		
Injection Date:	09-Mar-2018 14:34:30	Instrument ID:	CVOAMS6
Lims ID:	460-151079-A-21	Lab Sample ID:	460-151079-21
Client ID:	MW-532S		
Operator ID:		ALS Bottle#:	13 Worklist Smp#: 14
Purge Vol:	5.000 mL	Dil. Factor:	1.0000
Method:	8260624W6	Limit Group:	VOA - 8260C DKQP Water and Solid
Column:	Rtx-624 (0.25 mm)	Detector	MS SCAN

6 Bromomethane, CAS: 74-83-9

Processing Results

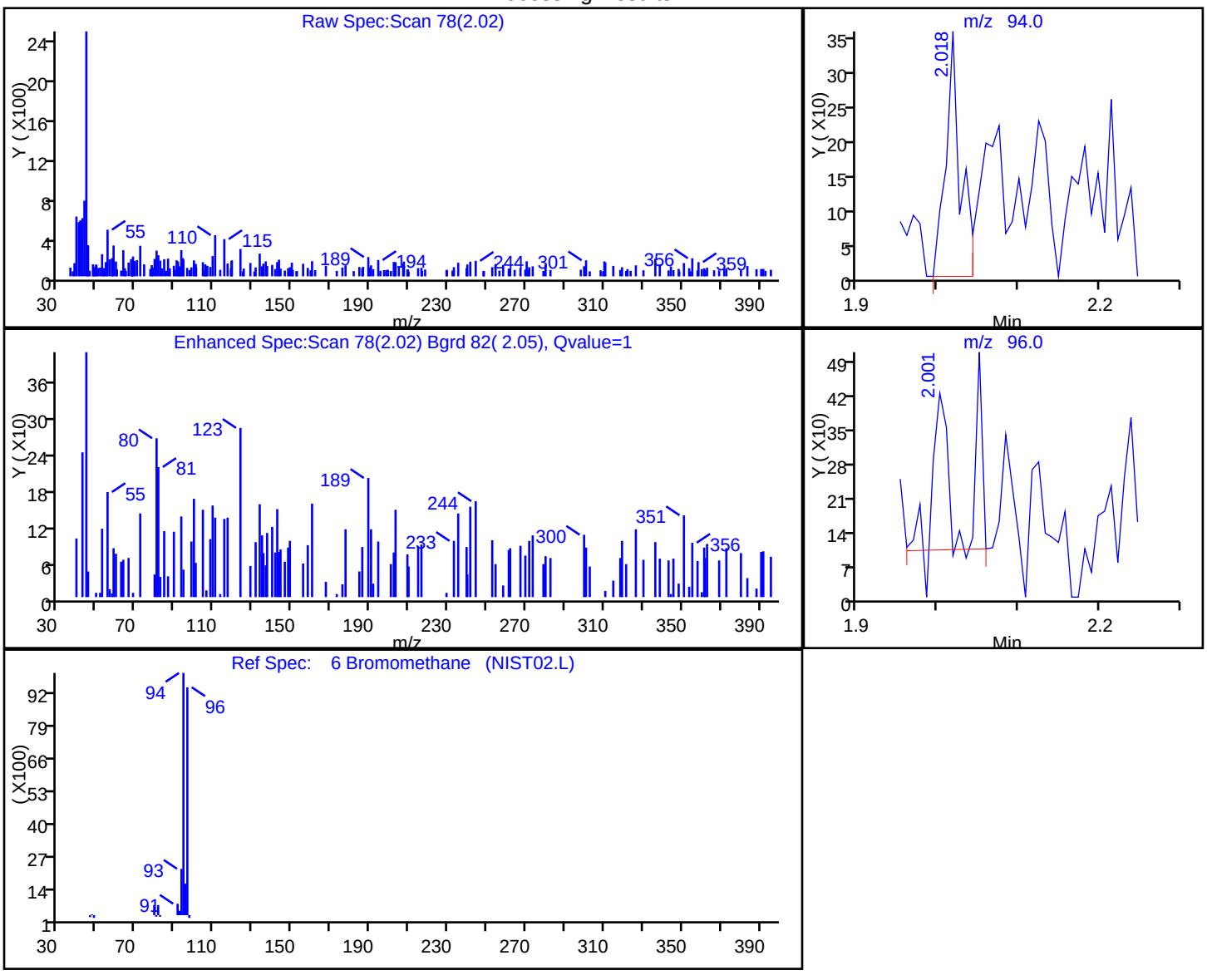

RT	Mass	Response	Amount
2.02	94.00	449	0.181700
2.00	96.00	600	

Reviewer: delpolitov, 12-Mar-2018 17:43:48

Audit Action: Marked Compound Undetected Audit Reason: Invalid Compound ID

Manual Integration/User Assign Peak Report

TestAmerica Edison

Data File:	\\ChromNA\Edison\ChromData\CVOAMS6\20180309-68556.b\F60596.D		
Injection Date:	09-Mar-2018 14:34:30	Instrument ID:	CVOAMS6
Lims ID:	460-151079-A-21	Lab Sample ID:	460-151079-21
Client ID:	MW-532S		
Operator ID:		ALS Bottle#:	13 Worklist Smp#: 14
Purge Vol:	5.000 mL	Dil. Factor:	1.0000
Method:	8260624W6	Limit Group:	VOA - 8260C DKQP Water and Solid
Column:	Rtx-624 (0.25 mm)	Detector	MS SCAN

63 Trichloroethene, CAS: 79-01-6

Signal: 1

Processing Integration Results

RT: 5.72
Area: 2231
Amount: 0.650442
Amount Units: ug/l

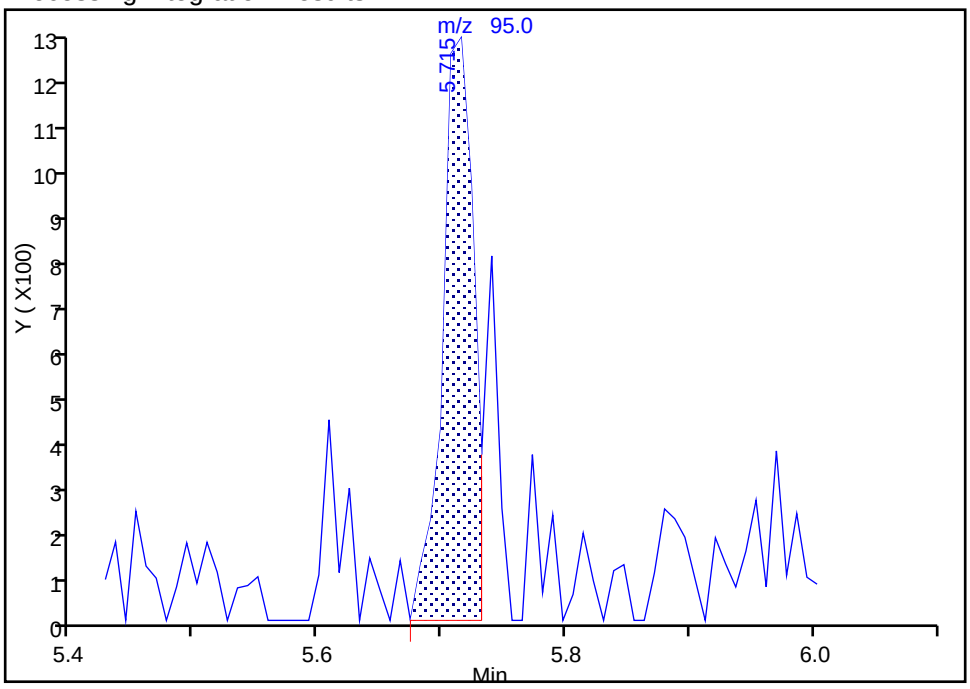

Manual Integration Results

RT: 5.72
Area: 2737
Amount: 0.797965
Amount Units: ug/l

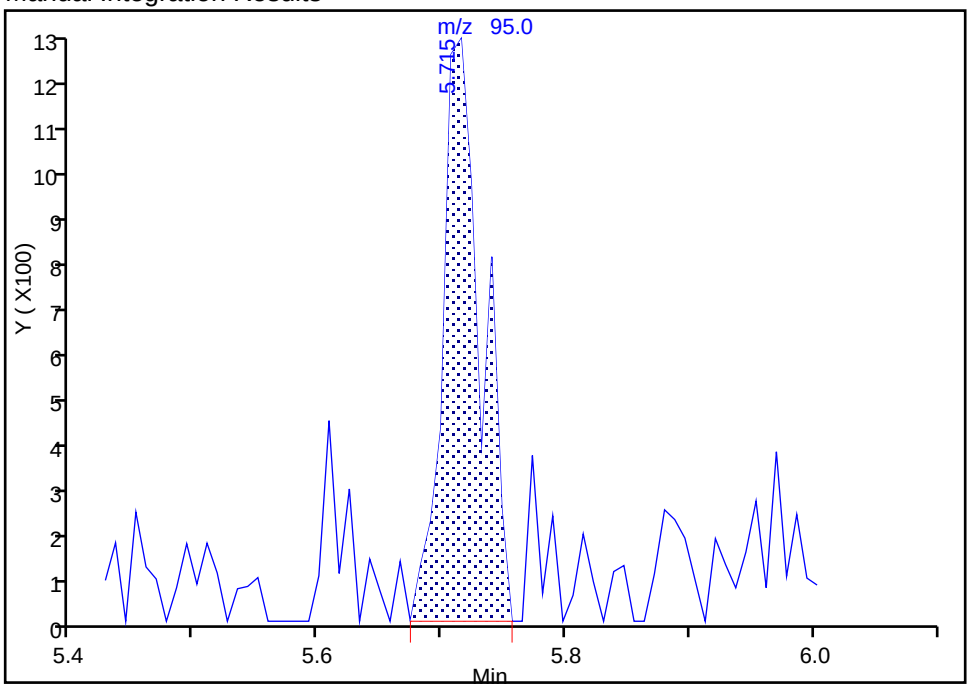

Reviewer: delpolitov, 12-Mar-2018 17:43:37

Audit Action: Manually Integrated Audit Reason: Incomplete Integration

User Disabled Compound Report

TestAmerica Edison

Data File:	\\ChromNA\Edison\ChromData\CVOAMS6\20180309-68556.b\F60596.D		
Injection Date:	09-Mar-2018 14:34:30	Instrument ID:	CVOAMS6
Lims ID:	460-151079-A-21	Lab Sample ID:	460-151079-21
Client ID:	MW-532S		
Operator ID:		ALS Bottle#:	13 Worklist Smp#: 14
Purge Vol:	5.000 mL	Dil. Factor:	1.0000
Method:	8260624W6	Limit Group:	VOA - 8260C DKQP Water and Solid
Column:	Rtx-624 (0.25 mm)	Detector	MS SCAN

4 Vinyl chloride, CAS: 75-01-4

Processing Results

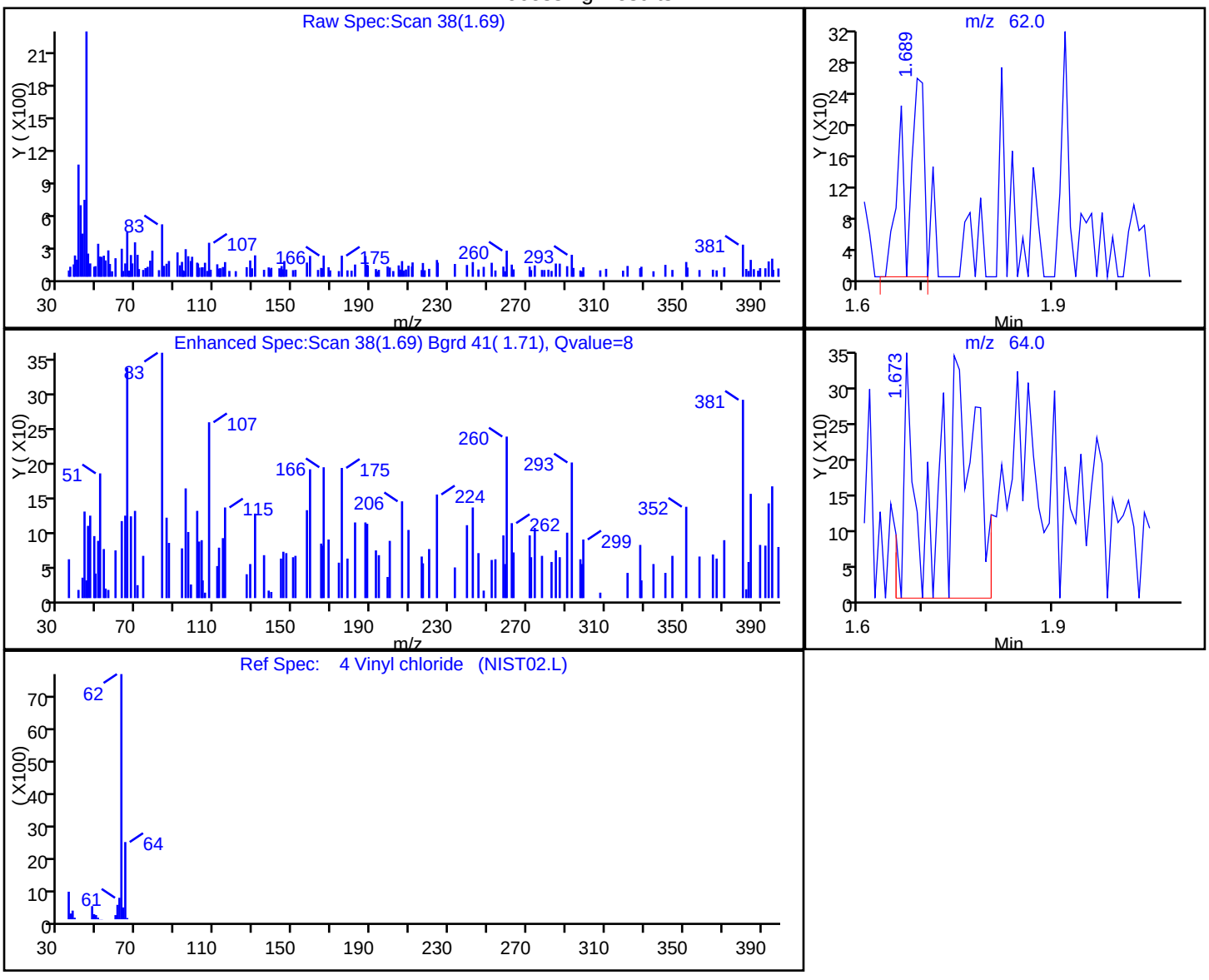

RT	Mass	Response	Amount
1.69	62.00	500	0.128447
1.67	64.00	1509	

Reviewer: delpolitov, 12-Mar-2018 17:43:48

Audit Action: Marked Compound Undetected Audit Reason: Invalid Compound ID

FORM I
GC/MS VOA ORGANICS ANALYSIS DATA SHEET

Lab Name: TestAmerica Edison | Job No.: 460-151079-1

SDG No.:

Client Sample ID: MW-532D | Lab Sample ID: 460-151079-22

Matrix: Water | Lab File ID: F60597.D

Analysis Method: 8260C | Date Collected: 02/27/2018 07:40

Sample wt/vol: 5(mL) | Date Analyzed: 03/09/2018 14:57

Soil Aliquot Vol: | Dilution Factor: 1

Soil Extract Vol.: | GC Column: Rtx-624 ID: 0.25(mm)

% Moisture: | Level: (low/med) Low

Analysis Batch No.: 502418 | Units: ug/L

CAS NO.	COMPOUND NAME	RESULT	Q	RL	MDL
71-55-6	1,1,1-Trichloroethane	0.28	U	1.0	0.28
79-34-5	1,1,2,2-Tetrachloroethane	0.19	U	1.0	0.19
79-00-5	1,1,2-Trichloroethane	0.080	U	1.0	0.080
75-34-3	1,1-Dichloroethane	0.24	U	1.0	0.24
75-35-4	1,1-Dichloroethene	0.34	U	1.0	0.34
87-61-6	1,2,3-Trichlorobenzene	0.35	U	1.0	0.35
120-82-1	1,2,4-Trichlorobenzene	0.27	U	1.0	0.27
96-12-8	1,2-Dibromo-3-Chloropropane	0.23	U	1.0	0.23
106-93-4	1,2-Dibromoethane	0.19	U	1.0	0.19
95-50-1	1,2-Dichlorobenzene	0.22	U	1.0	0.22
107-06-2	1,2-Dichloroethane	0.25	U	1.0	0.25
78-87-5	1,2-Dichloropropane	0.18	U	1.0	0.18
541-73-1	1,3-Dichlorobenzene	0.33	U	1.0	0.33
106-46-7	1,4-Dichlorobenzene	0.33	U	1.0	0.33
123-91-1	1,4-Dioxane	8.7	U	50	8.7
78-93-3	2-Butanone	2.2	U	5.0	2.2
591-78-6	2-Hexanone	0.72	U	5.0	0.72
108-10-1	4-Methyl-2-pentanone	0.63	U	5.0	0.63
67-64-1	Acetone	1.1	U	5.0	1.1
71-43-2	Benzene	0.090	U	1.0	0.090
74-97-5	Bromochloromethane	0.30	U	1.0	0.30
75-27-4	Bromodichloromethane	0.15	U	1.0	0.15
75-25-2	Bromoform	0.18	U	1.0	0.18
74-83-9	Bromomethane	0.18	U	1.0	0.18
75-15-0	Carbon disulfide	0.22	U	1.0	0.22
56-23-5	Carbon tetrachloride	0.33	U	1.0	0.33
108-90-7	Chlorobenzene	0.24	U	1.0	0.24
75-00-3	Chloroethane	0.37	U	1.0	0.37
67-66-3	Chloroform	0.22	U	1.0	0.22
74-87-3	Chloromethane	0.22	U	1.0	0.22
156-59-2	cis-1,2-Dichloroethene	0.26	U	1.0	0.26
10061-01-5	cis-1,3-Dichloropropene	0.16	U	1.0	0.16
110-82-7	Cyclohexane	0.26	U	1.0	0.26
124-48-1	Dibromochloromethane	0.22	U	1.0	0.22
75-71-8	Dichlorodifluoromethane	0.14	U	1.0	0.14
100-41-4	Ethylbenzene	0.30	U	1.0	0.30

FORM I
GC/MS VOA ORGANICS ANALYSIS DATA SHEET

Lab Name: TestAmerica Edison | Job No.: 460-151079-1

SDG No.:

Client Sample ID: MW-532D | Lab Sample ID: 460-151079-22

Matrix: Water | Lab File ID: F60597.D

Analysis Method: 8260C | Date Collected: 02/27/2018 07:40

Sample wt/vol: 5(mL) | Date Analyzed: 03/09/2018 14:57

Soil Aliquot Vol: | Dilution Factor: 1

Soil Extract Vol.: | GC Column: Rtx-624 ID: 0.25(mm)

% Moisture: | Level: (low/med) Low

Analysis Batch No.: 502418 | Units: ug/L

CAS NO.	COMPOUND NAME	RESULT	Q	RL	MDL
76-13-1	Freon TF	0.73	J	1.0	0.34
98-82-8	Isopropylbenzene	0.32	U	1.0	0.32
179601-23-1	m&p-Xylene	0.28	U	1.0	0.28
79-20-9	Methyl acetate	0.58	U	5.0	0.58
108-87-2	Methylcyclohexane	0.22	U	1.0	0.22
75-09-2	Methylene Chloride	0.94	J	1.0	0.21
1634-04-4	MTBE	0.13	U	1.0	0.13
95-47-6	o-Xylene	0.32	U	1.0	0.32
100-42-5	Styrene	0.17	U	1.0	0.17
127-18-4	Tetrachloroethene	0.51	J	1.0	0.12
108-88-3	Toluene	0.25	U	1.0	0.25
156-60-5	trans-1,2-Dichloroethene	0.18	U	1.0	0.18
10061-02-6	trans-1,3-Dichloropropene	0.19	U	1.0	0.19
79-01-6	Trichloroethene	0.57	J	1.0	0.22
75-69-4	Trichlorofluoromethane	0.15	U	1.0	0.15
75-01-4	Vinyl chloride	0.060	U	1.0	0.060

CAS NO.	SURROGATE	%REC	Q	LIMITS
17060-07-0	1,2-Dichloroethane-d4 (Surr)	99		70-130
460-00-4	Bromofluorobenzene	103		70-130
1868-53-7	Dibromofluoromethane (Surr)	105		70-130
2037-26-5	Toluene-d8 (Surr)	99		70-130

FORM I
GC/MS VOA ORGANICS ANALYSIS DATA SHEET
TENTATIVELY IDENTIFIED COMPOUNDS

Lab Name: TestAmerica Edison Job No.: 460-151079-1

SDG No.:

Client Sample ID: MW-532D Lab Sample ID: 460-151079-22

Matrix: Water Lab File ID: F60597.D

Analysis Method: 8260C Date Collected: 02/27/2018 07:40

Sample wt/vol: 5(mL) Date Analyzed: 03/09/2018 14:57

Soil Aliquot Vol: Dilution Factor: 1

Soil Extract Vol.: GC Column: Rtx-624 ID: 0.25(mm)

% Moisture: Level: (low/med) Low

Analysis Batch No.: 502418 Units: ug/L

Number TICs Found: 0 TIC Result Total: 0

CAS NO.	COMPOUND NAME	RT	RESULT	Q	MATCH QUALITY
	Tentatively Identified Compound		None		

TestAmerica Edison
Target Compound Quantitation Report

Data File: \\ChromNA\Edison\ChromData\CVOAMS6\20180309-68556.b\F60597.D
Lims ID: 460-151079-A-22
Client ID: MW-532D
Sample Type: Client
Inject. Date: 09-Mar-2018 14:57:30 ALS Bottle#: 14 Worklist Smp#: 15
Purge Vol: 5.000 mL Dil. Factor: 1.0000
Sample Info: 460-151079-A-22
Misc. Info.: 460-0068556-015
Operator ID: Instrument ID: CVOAMS6

Method: \\ChromNA\Edison\ChromData\CVOAMS6\20180309-68556.b\8260624W6.m
Limit Group: VOA - 8260C DKQP Water and Solid
Last Update: 12-Mar-2018 17:44:31 Calib Date: 09-Mar-2018 04:49:30
Integrator: RTE ID Type: Deconvolution ID
Quant Method: Internal Standard Quant By: Initial Calibration
Last ICal File: \\ChromNA\Edison\ChromData\CVOAMS6\20180309-68530.b\F60575.D

Column 1 : Rtx-624 (0.25 mm) Det: MS SCAN
Process Host: XAWRK008

First Level Reviewer: delpolitov Date: 12-Mar-2018 17:44:31

Compound	Sig	RT (min.)	Exp RT (min.)	Dlt RT (min.)	Q	Response	OnCol Amt ug/l	Flags
16 1,1,2-Trichloro-1,2,2-trif	101	2.790	2.765	0.025	59	3308	0.7267	
* 26 TBA-d9 (IS)	65	3.217	3.209	0.008	0	275238	1000.0	
27 Methylene Chloride	84	3.234	3.217	0.017	20	4010	0.9401	
* 38 2-Butanone-d5	46	4.277	4.261	0.016	0	263740	250.0	
$ 51 Dibromofluoromethane (Surr	113	4.754	4.738	0.016	97	173213	52.4	
$ 56 1,2-Dichloroethane-d4 (Sur	65	5.099	5.091	0.008	0	174214	49.5	
* 61 Fluorobenzene	96	5.370	5.362	0.008	99	570432	50.0	
63 Trichloroethene	95	5.715	5.707	0.008	84	2192	0.5709	
* 67 1,4-Dioxane-d8	96	6.061	6.052	0.009	0	27866	1000.0	
$ 78 Toluene-d8 (Surr)	98	7.030	7.022	0.008	99	558883	49.3	
83 Tetrachloroethene	166	7.720	7.712	0.008	83	2351	0.5120	
* 89 Chlorobenzene-d5	117	8.821	8.813	0.008	85	467419	50.0	
$ 100 4-Bromofluorobenzene	174	10.070	10.070	0.000	97	232688	51.7	
* 116 1,4-Dichlorobenzene-d4	152	10.941	10.941	0.000	94	313278	50.0	

Reagents:

VOA6IS/SURR_00009 Amount Added: 5.00 Units: uL Run Reagent

Report Date: 12-Mar-2018 17:44:33 Chrom Revision: 2.2 08-Feb-2018 13:38:42

TestAmerica Edison

Data File: \\ChromNA\Edison\ChromData\CVOAMS6\20180309-68556.b\F60597.D

Injection Date:	09-Mar-2018 14:57:30	Instrument ID:	CVOAMS6	Operator ID:	
Lims ID:	460-151079-A-22	Lab Sample ID:	460-151079-22	Worklist Smp#:	15
Client ID:	MW-532D				
Purge Vol:	5.000 mL	Dil. Factor:	1.0000	ALS Bottle#:	14
Method:	8260624W6	Limit Group:	VOA - 8260C DKQP Water and Solid		

Column: Rtx-624 (0.25 mm)

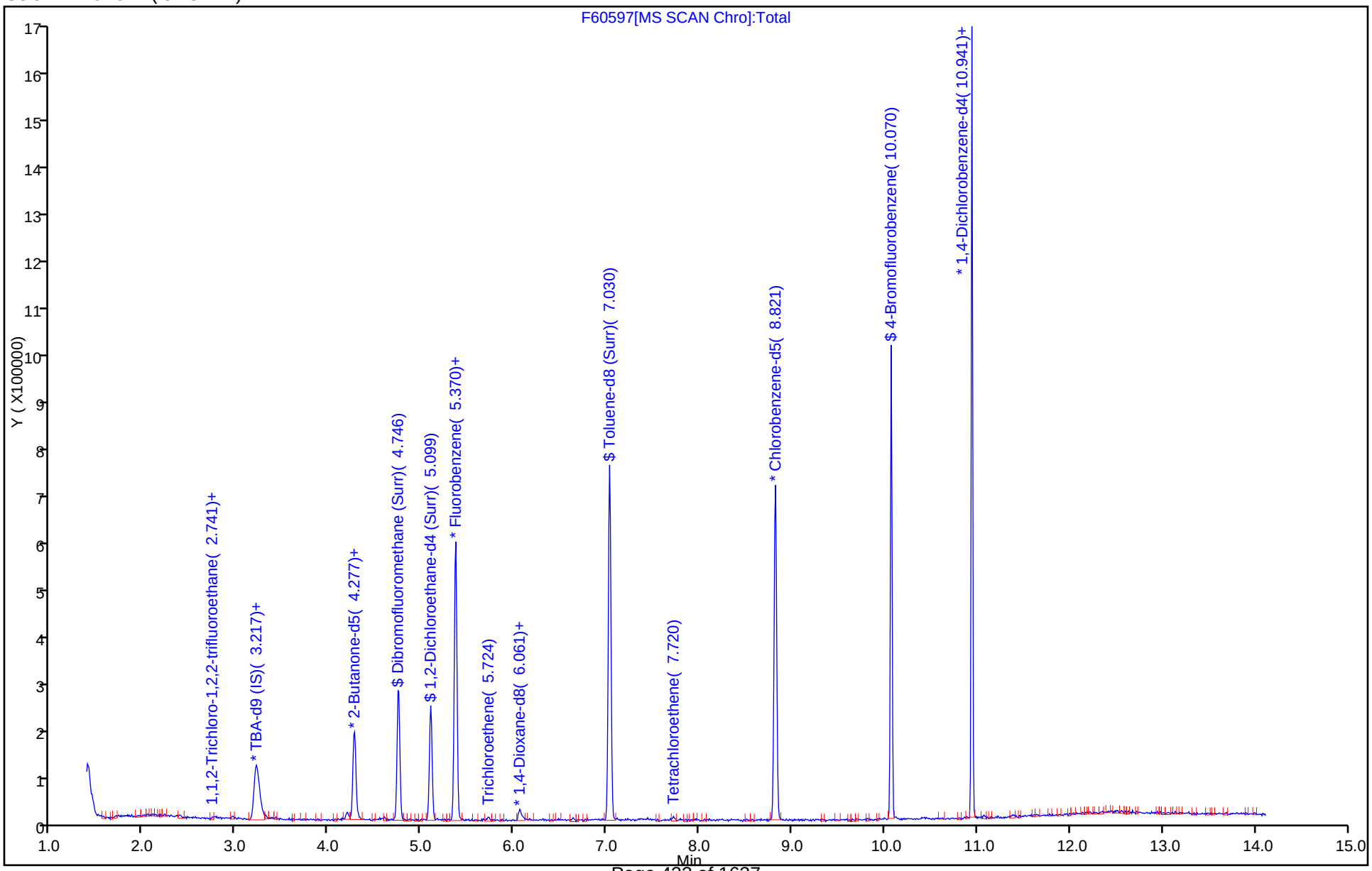

Report Date: 12-Mar-2018 17:44:33 Chrom Revision: 2.2 08-Feb-2018 13:38:42

TestAmerica Edison

Data File: \\ChromNA\Edison\ChromData\CVOAMS6\20180309-68556.b\F60597.D

Injection Date:	09-Mar-2018 14:57:30	Instrument ID:	CVOAMS6		
Lims ID:	460-151079-A-22	Lab Sample ID:	460-151079-22		
Client ID:	MW-532D				
Operator ID:		ALS Bottle#:	14	Worklist Smp#:	15
Purge Vol:	5.000 mL	Dil. Factor:	1.0000		
Method:	8260624W6	Limit Group:	VOA - 8260C DKQP Water and Solid		
Column:	Rtx-624 (0.25 mm)	Detector	MS SCAN		

16 1,1,2-Trichloro-1,2,2-trifluoroethane, CAS: 76-13-1

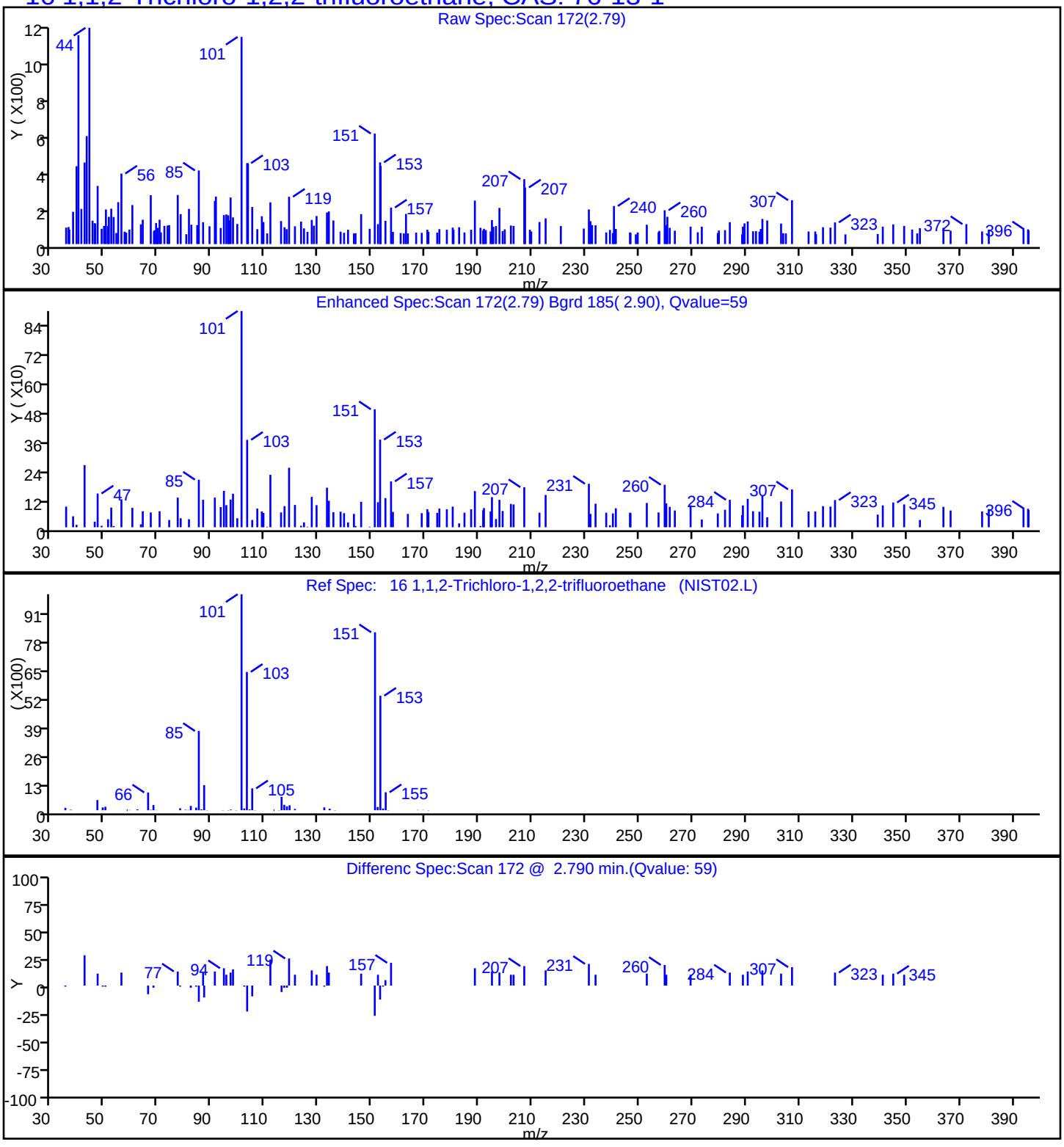

Report Date: 12-Mar-2018 17:44:33 Chrom Revision: 2.2 08-Feb-2018 13:38:42

TestAmerica Edison

Data File: \\ChromNA\Edison\ChromData\CVOAMS6\20180309-68556.b\F60597.D

Injection Date:	09-Mar-2018 14:57:30	Instrument ID:	CVOAMS6		
Lims ID:	460-151079-A-22	Lab Sample ID:	460-151079-22		
Client ID:	MW-532D				
Operator ID:		ALS Bottle#:	14	Worklist Smp#:	15
Purge Vol:	5.000 mL	Dil. Factor:	1.0000		
Method:	8260624W6	Limit Group:	VOA - 8260C DKQP Water and Solid		
Column:	Rtx-624 (0.25 mm)	Detector	MS SCAN		

27 Methylene Chloride, CAS: 75-09-2

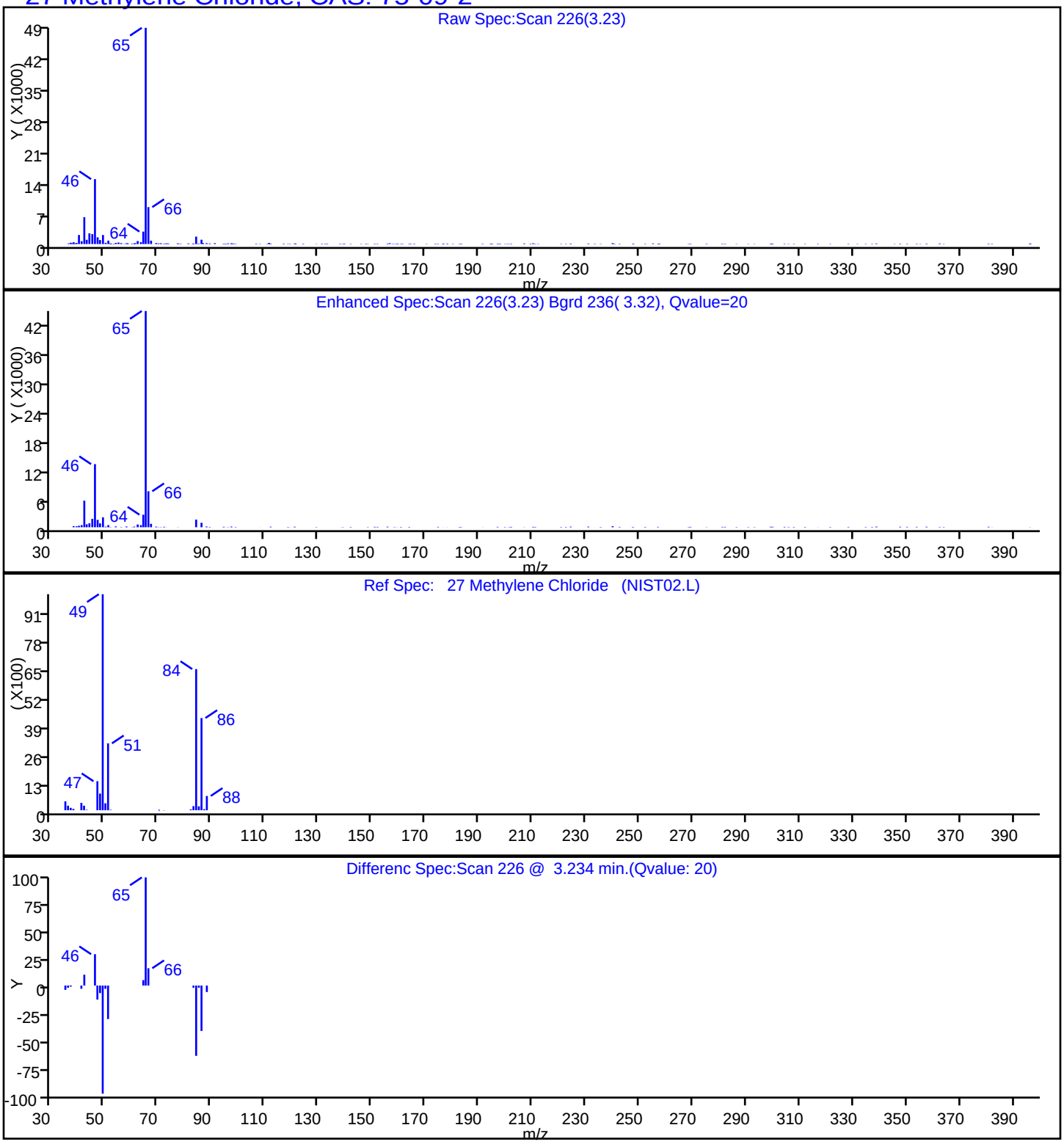

Report Date: 12-Mar-2018 17:44:33 Chrom Revision: 2.2 08-Feb-2018 13:38:42

TestAmerica Edison

Data File: \\ChromNA\Edison\ChromData\CVOAMS6\20180309-68556.b\F60597.D

Injection Date:	09-Mar-2018 14:57:30	Instrument ID:	CVOAMS6
Lims ID:	460-151079-A-22	Lab Sample ID:	460-151079-22
Client ID:	MW-532D		
Operator ID:		ALS Bottle#:	14 Worklist Smp#: 15
Purge Vol:	5.000 mL	Dil. Factor:	1.0000
Method:	8260624W6	Limit Group:	VOA - 8260C DKQP Water and Solid
Column:	Rtx-624 (0.25 mm)	Detector	MS SCAN

83 Tetrachloroethene, CAS: 127-18-4

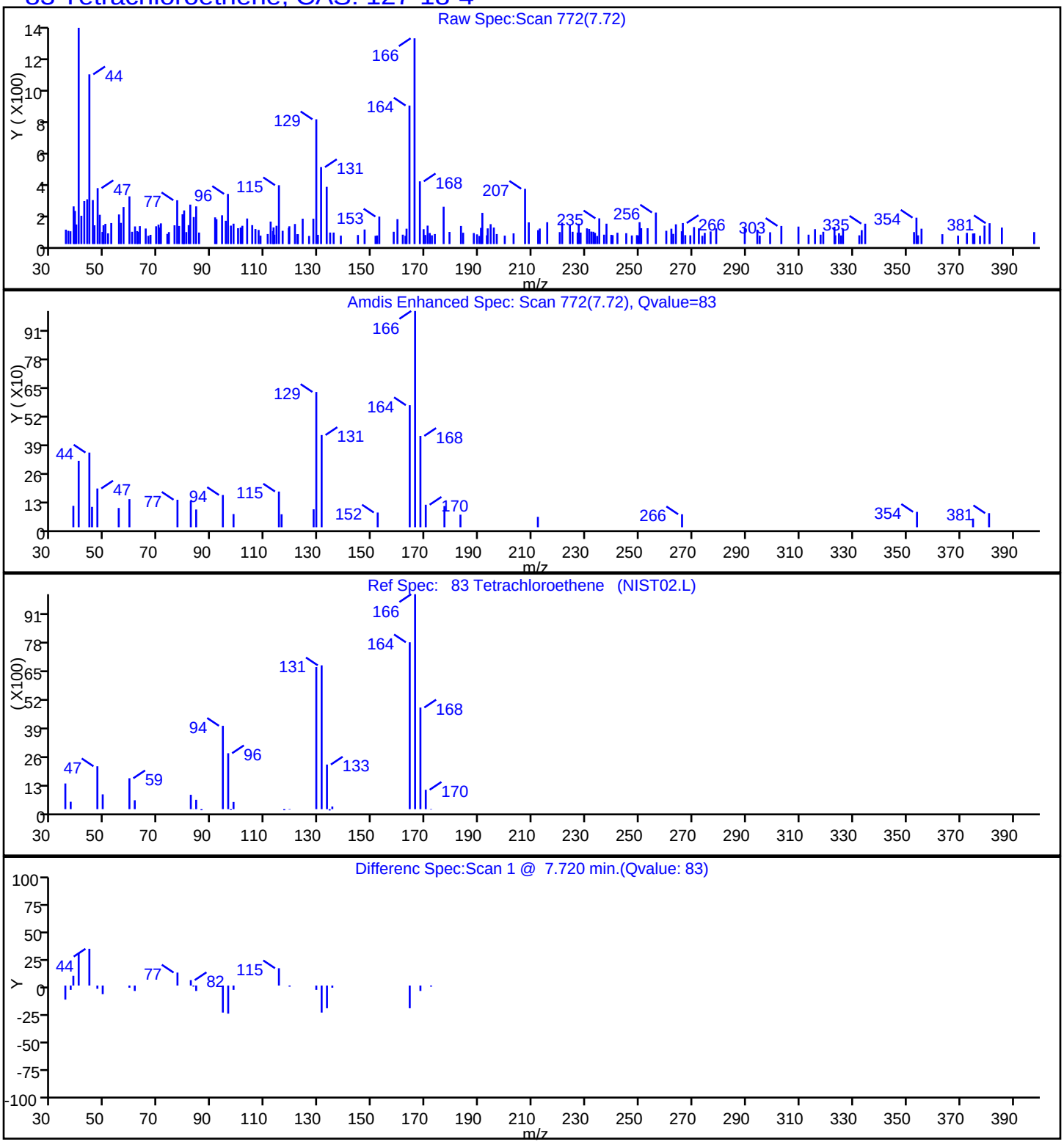

Report Date: 12-Mar-2018 17:44:33 Chrom Revision: 2.2 08-Feb-2018 13:38:42

TestAmerica Edison

Data File: \\ChromNA\Edison\ChromData\CVOAMS6\20180309-68556.b\F60597.D

Injection Date:	09-Mar-2018 14:57:30	Instrument ID:	CVOAMS6
Lims ID:	460-151079-A-22	Lab Sample ID:	460-151079-22
Client ID:	MW-532D		
Operator ID:		ALS Bottle#:	14 Worklist Smp#: 15
Purge Vol:	5.000 mL	Dil. Factor:	1.0000
Method:	8260624W6	Limit Group:	VOA - 8260C DKQP Water and Solid
Column:	Rtx-624 (0.25 mm)	Detector	MS SCAN

63 Trichloroethene, CAS: 79-01-6

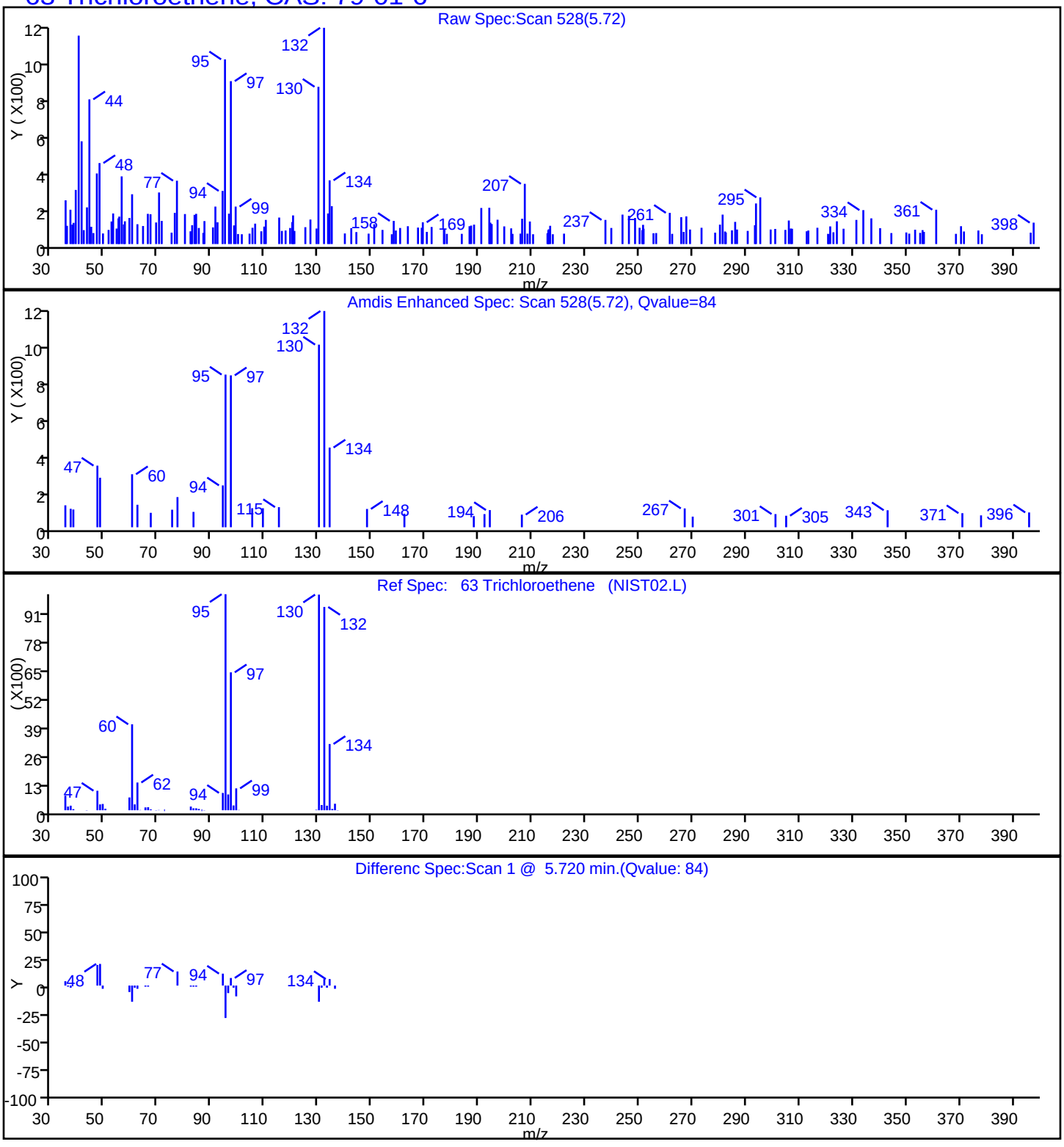

User Disabled Compound Report

TestAmerica Edison

Data File:	\\ChromNA\Edison\ChromData\CVOAMS6\20180309-68556.b\F60597.D		
Injection Date:	09-Mar-2018 14:57:30	Instrument ID:	CVOAMS6
Lims ID:	460-151079-A-22	Lab Sample ID:	460-151079-22
Client ID:	MW-532D		
Operator ID:		ALS Bottle#:	14 Worklist Smp#: 15
Purge Vol:	5.000 mL	Dil. Factor:	1.0000
Method:	8260624W6	Limit Group:	VOA - 8260C DKQP Water and Solid
Column:	Rtx-624 (0.25 mm)	Detector	MS SCAN

82 1,1,2-Trichloroethane, CAS: 79-00-5

Processing Results

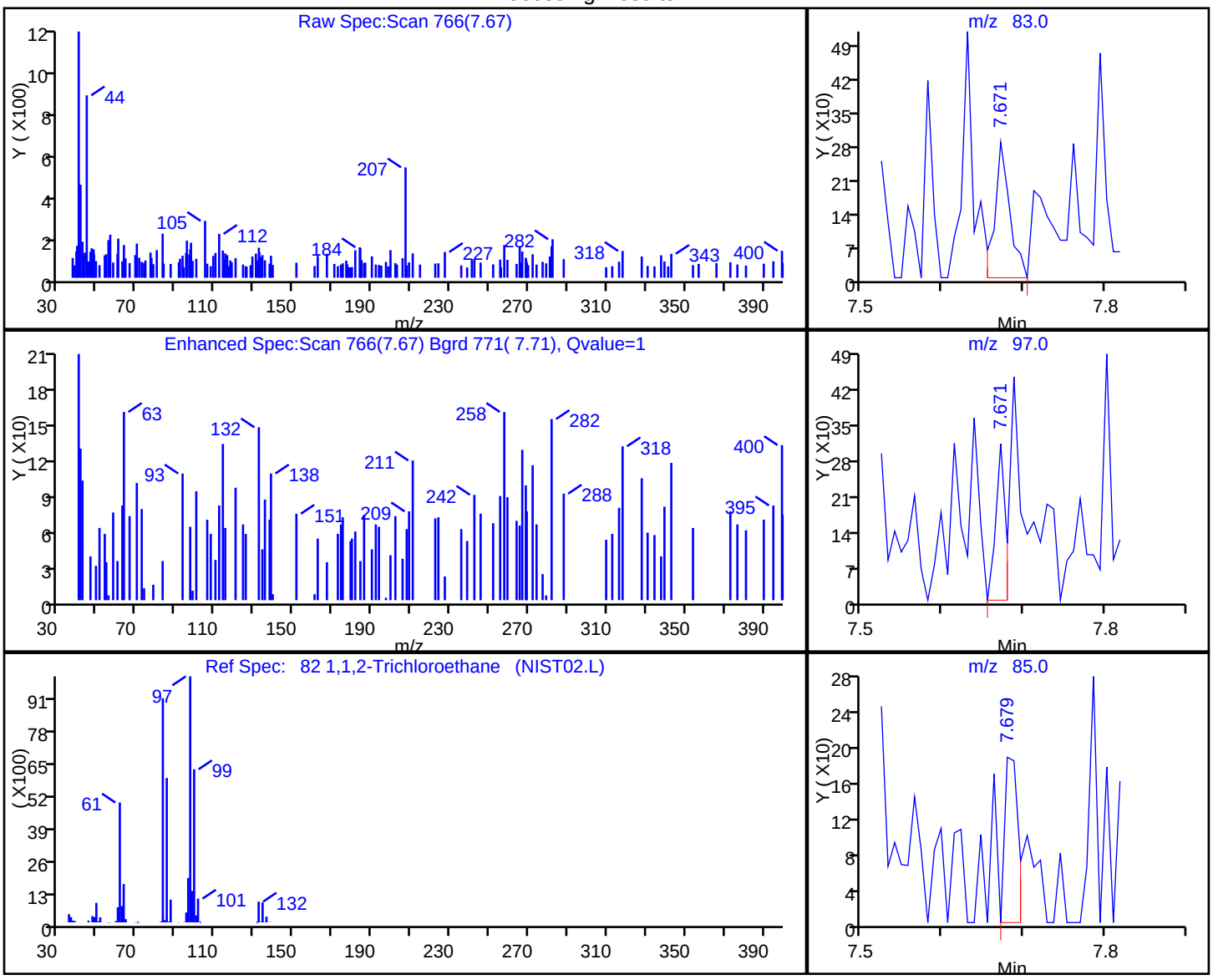

RT	Mass	Response	Amount
7.67	83.00	363	0.136676
7.67	97.00	260	
7.68	85.00	218	

Reviewer: delpolitov, 12-Mar-2018 17:44:31

Audit Action: Marked Compound Undetected Audit Reason: Invalid Compound ID

User Disabled Compound Report

TestAmerica Edison

Data File:	\\ChromNA\Edison\ChromData\CVOAMS6\20180309-68556.b\F60597.D		
Injection Date:	09-Mar-2018 14:57:30	Instrument ID:	CVOAMS6
Lims ID:	460-151079-A-22	Lab Sample ID:	460-151079-22
Client ID:	MW-532D		
Operator ID:		ALS Bottle#:	14 Worklist Smp#: 15
Purge Vol:	5.000 mL	Dil. Factor:	1.0000
Method:	8260624W6	Limit Group:	VOA - 8260C DKQP Water and Solid
Column:	Rtx-624 (0.25 mm)	Detector	MS SCAN

124 1,2-Dibromo-3-Chloropropane, CAS: 96-12-8

Processing Results

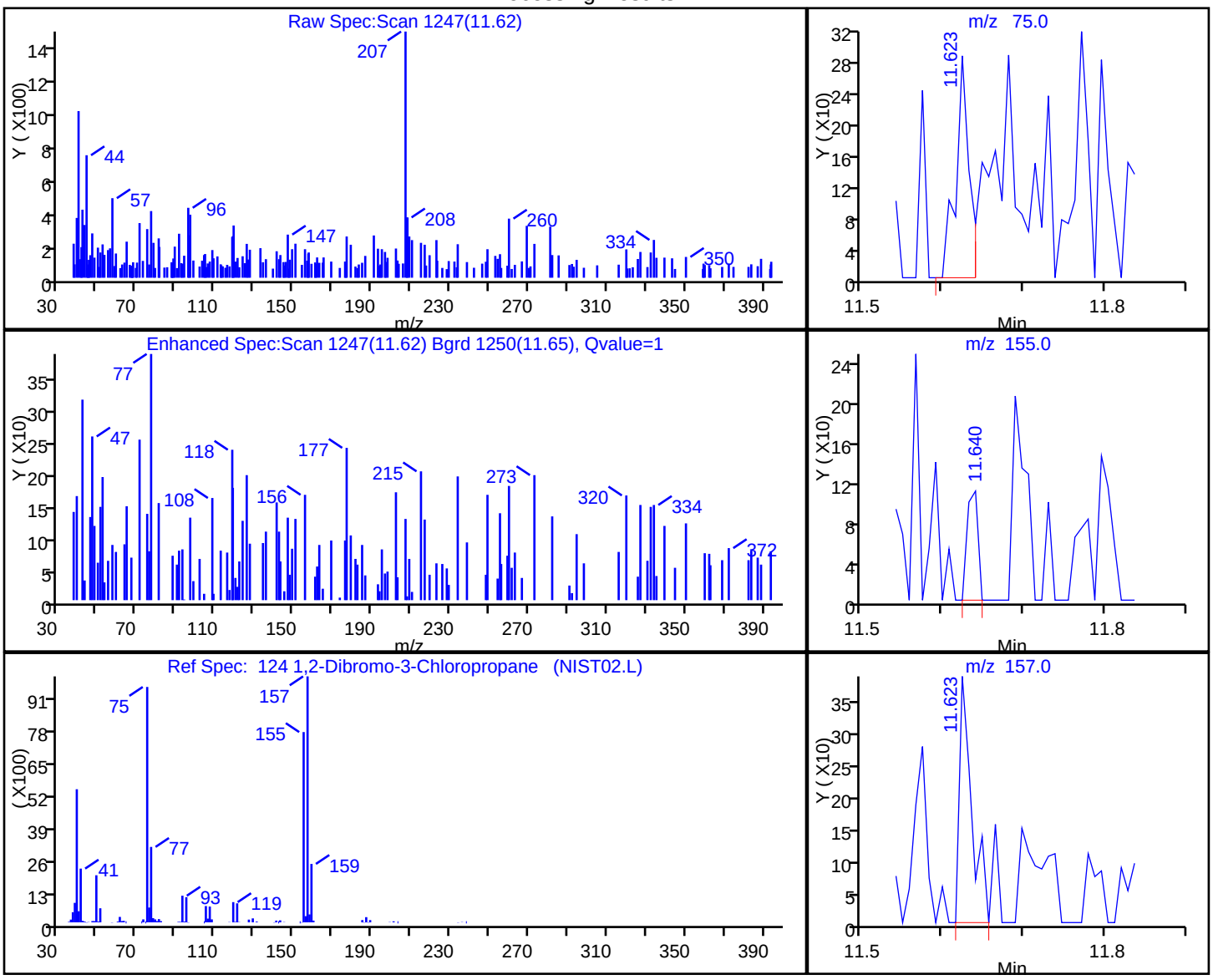

RT	Mass	Response	Amount
11.62	75.00	328	0.324230
11.64	155.00	102	
11.62	157.00	410	

Reviewer: delpolitov, 12-Mar-2018 17:44:31

Audit Action: Marked Compound Undetected Audit Reason: Invalid Compound ID

User Disabled Compound Report

TestAmerica Edison

Data File:	\\ChromNA\Edison\ChromData\CVOAMS6\20180309-68556.b\F60597.D		
Injection Date:	09-Mar-2018 14:57:30	Instrument ID:	CVOAMS6
Lims ID:	460-151079-A-22	Lab Sample ID:	460-151079-22
Client ID:	MW-532D		
Operator ID:		ALS Bottle#:	14 Worklist Smp#: 15
Purge Vol:	5.000 mL	Dil. Factor:	1.0000
Method:	8260624W6	Limit Group:	VOA - 8260C DKQP Water and Solid
Column:	Rtx-624 (0.25 mm)	Detector	MS SCAN

59 1,2-Dichloroethane, CAS: 107-06-2

Processing Results

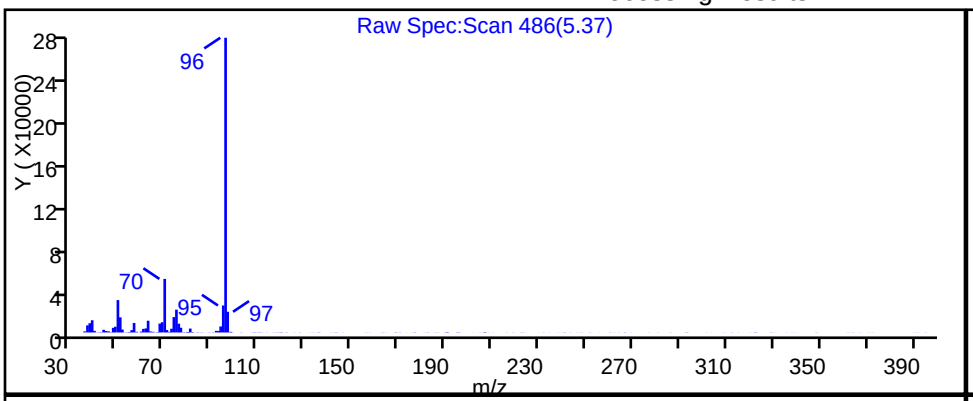

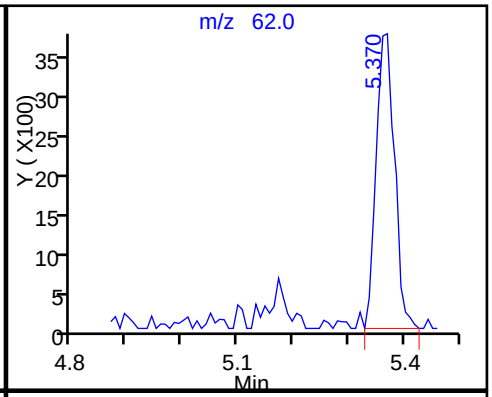

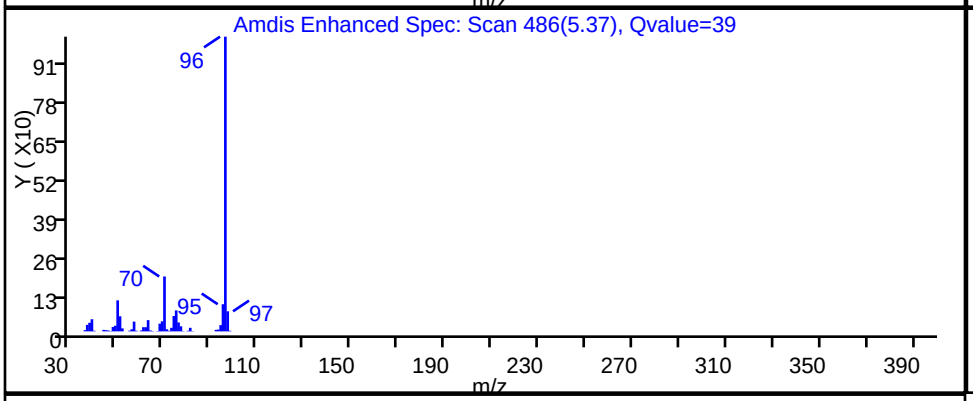

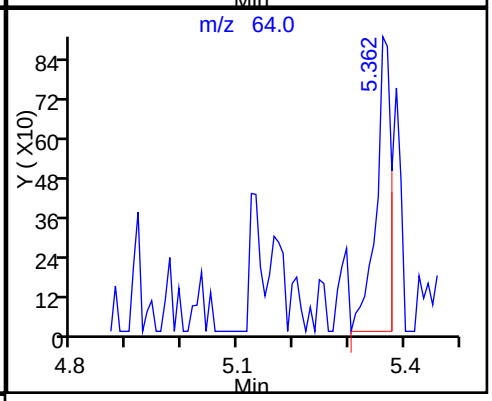

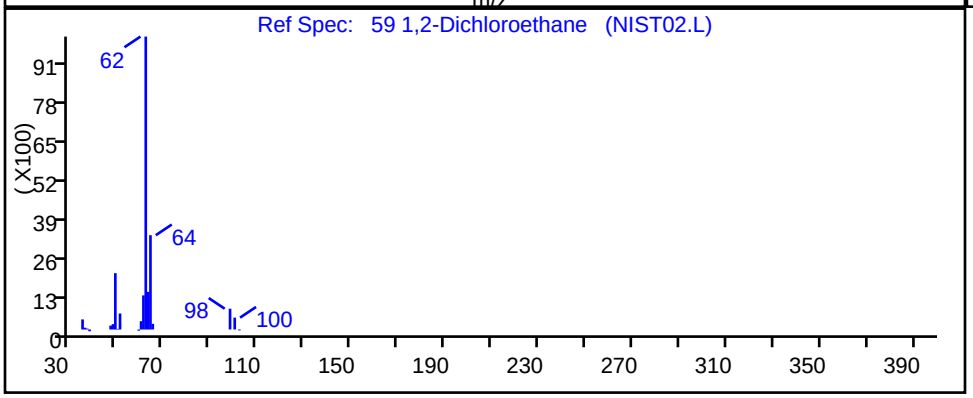

RT	Mass	Response	Amount
5.37	62.00	8625	1.776190
5.36	64.00	1667	

Reviewer: delpolitov, 12-Mar-2018 17:44:31

Audit Action: Marked Compound Undetected Audit Reason: Invalid Compound ID

User Disabled Compound Report

TestAmerica Edison

Data File:	\\ChromNA\Edison\ChromData\CVOAMS6\20180309-68556.b\F60597.D		
Injection Date:	09-Mar-2018 14:57:30	Instrument ID:	CVOAMS6
Lims ID:	460-151079-A-22	Lab Sample ID:	460-151079-22
Client ID:	MW-532D		
Operator ID:		ALS Bottle#:	14 Worklist Smp#: 15
Purge Vol:	5.000 mL	Dil. Factor:	1.0000
Method:	8260624W6	Limit Group:	VOA - 8260C DKQP Water and Solid
Column:	Rtx-624 (0.25 mm)	Detector	MS SCAN

69 1,4-Dioxane, CAS: 123-91-1

Processing Results

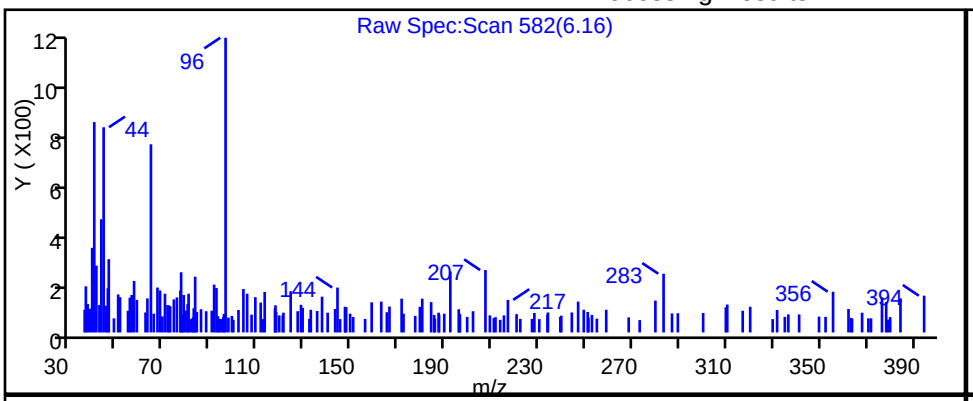

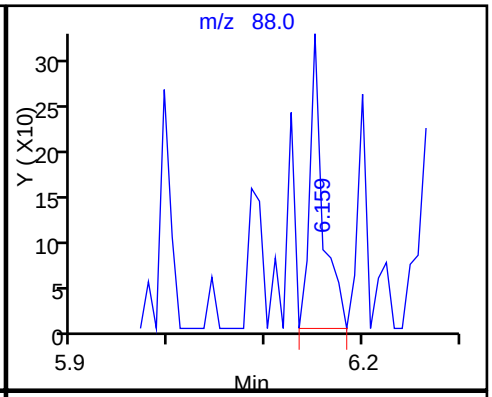

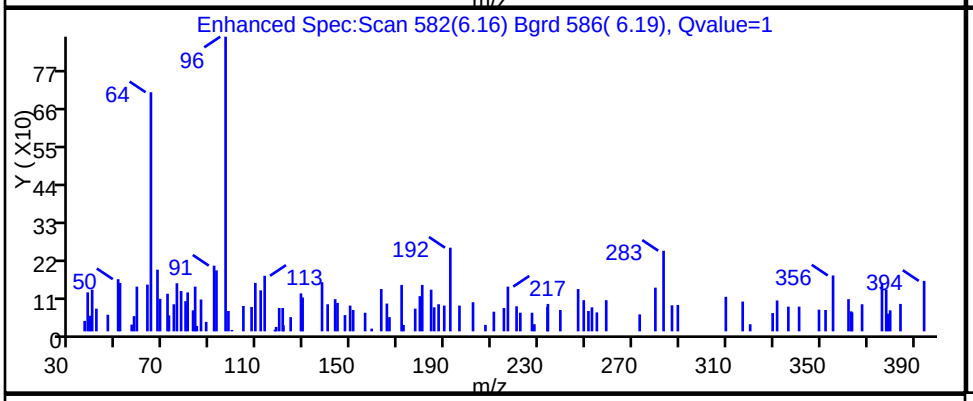

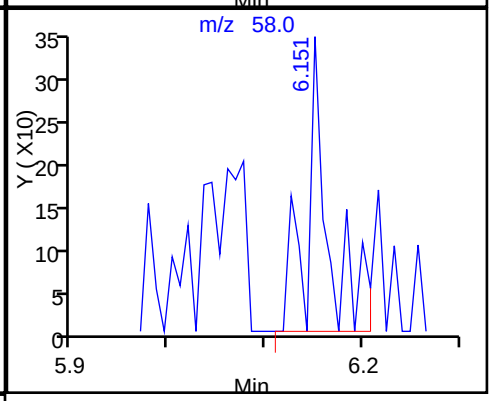

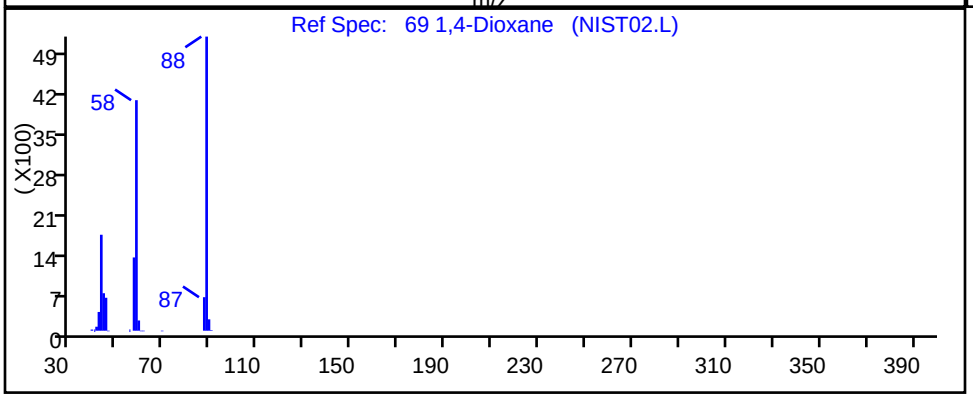

RT	Mass	Response	Amount
6.16	88.00	300	8.851197
6.15	58.00	553	

Reviewer: delpolitov, 12-Mar-2018 17:44:31

Audit Action: Marked Compound Undetected Audit Reason: Invalid Compound ID

User Disabled Compound Report

TestAmerica Edison

Data File:	\\ChromNA\Edison\ChromData\CVOAMS6\20180309-68556.b\F60597.D		
Injection Date:	09-Mar-2018 14:57:30	Instrument ID:	CVOAMS6
Lims ID:	460-151079-A-22	Lab Sample ID:	460-151079-22
Client ID:	MW-532D		
Operator ID:		ALS Bottle#:	14 Worklist Smp#: 15
Purge Vol:	5.000 mL	Dil. Factor:	1.0000
Method:	8260624W6	Limit Group:	VOA - 8260C DKQP Water and Solid
Column:	Rtx-624 (0.25 mm)	Detector	MS SCAN

41 2-Butanone (MEK), CAS: 78-93-3

Processing Results

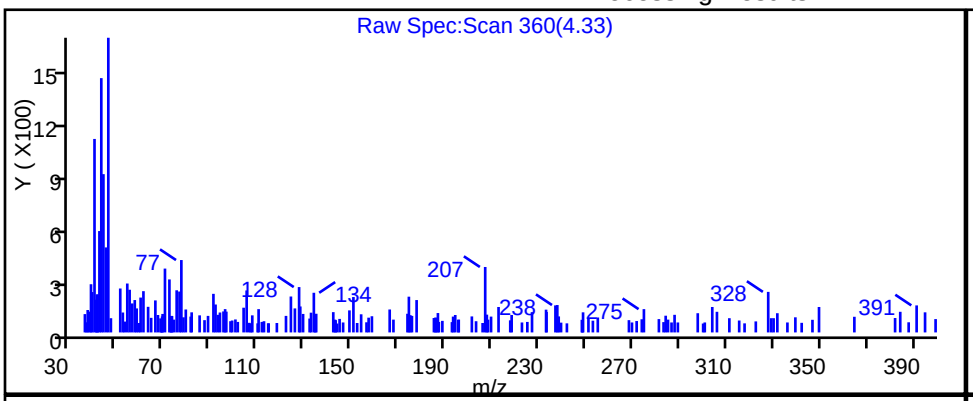

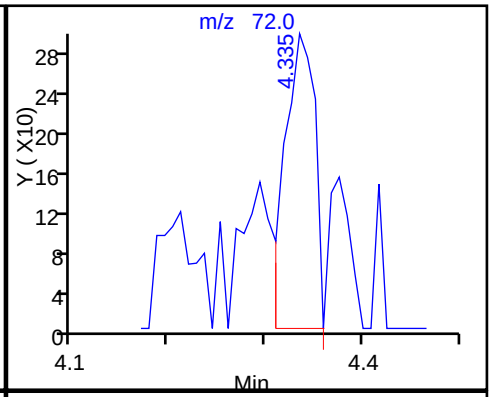

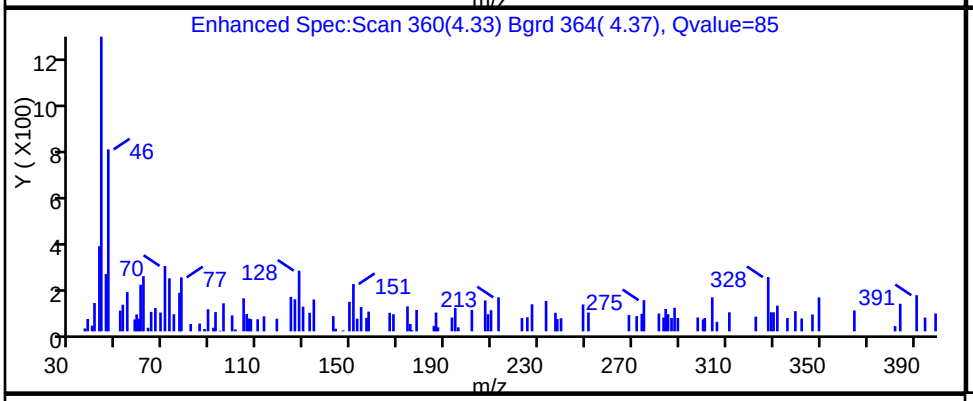

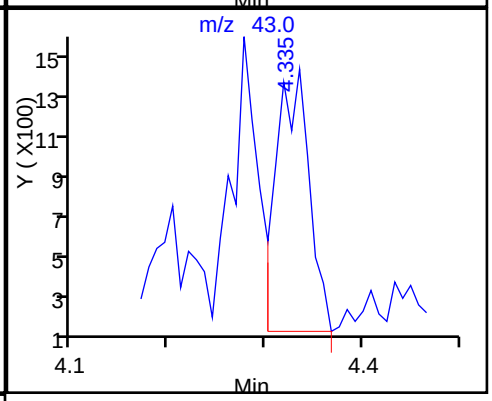

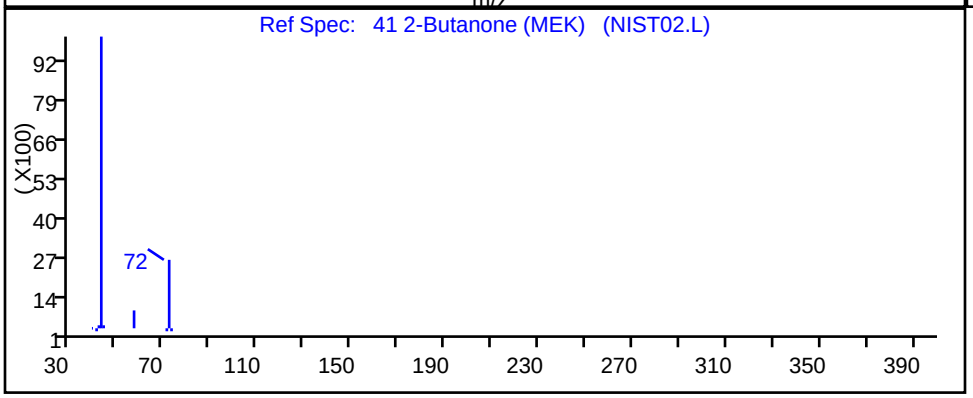

RT	Mass	Response	Amount
4.33	72.00	644	3.612338
4.33	43.00	2954	

Reviewer: delpolitov, 12-Mar-2018 17:44:31

Audit Action: Marked Compound Undetected Audit Reason: Invalid Compound ID

User Disabled Compound Report

TestAmerica Edison

Data File:	\\ChromNA\Edison\ChromData\CVOAMS6\20180309-68556.b\F60597.D		
Injection Date:	09-Mar-2018 14:57:30	Instrument ID:	CVOAMS6
Lims ID:	460-151079-A-22	Lab Sample ID:	460-151079-22
Client ID:	MW-532D		
Operator ID:		ALS Bottle#:	14 Worklist Smp#: 15
Purge Vol:	5.000 mL	Dil. Factor:	1.0000
Method:	8260624W6	Limit Group:	VOA - 8260C DKQP Water and Solid
Column:	Rtx-624 (0.25 mm)	Detector	MS SCAN

77 4-Methyl-2-pentanone (MIBK), CAS: 108-10-1

Processing Results

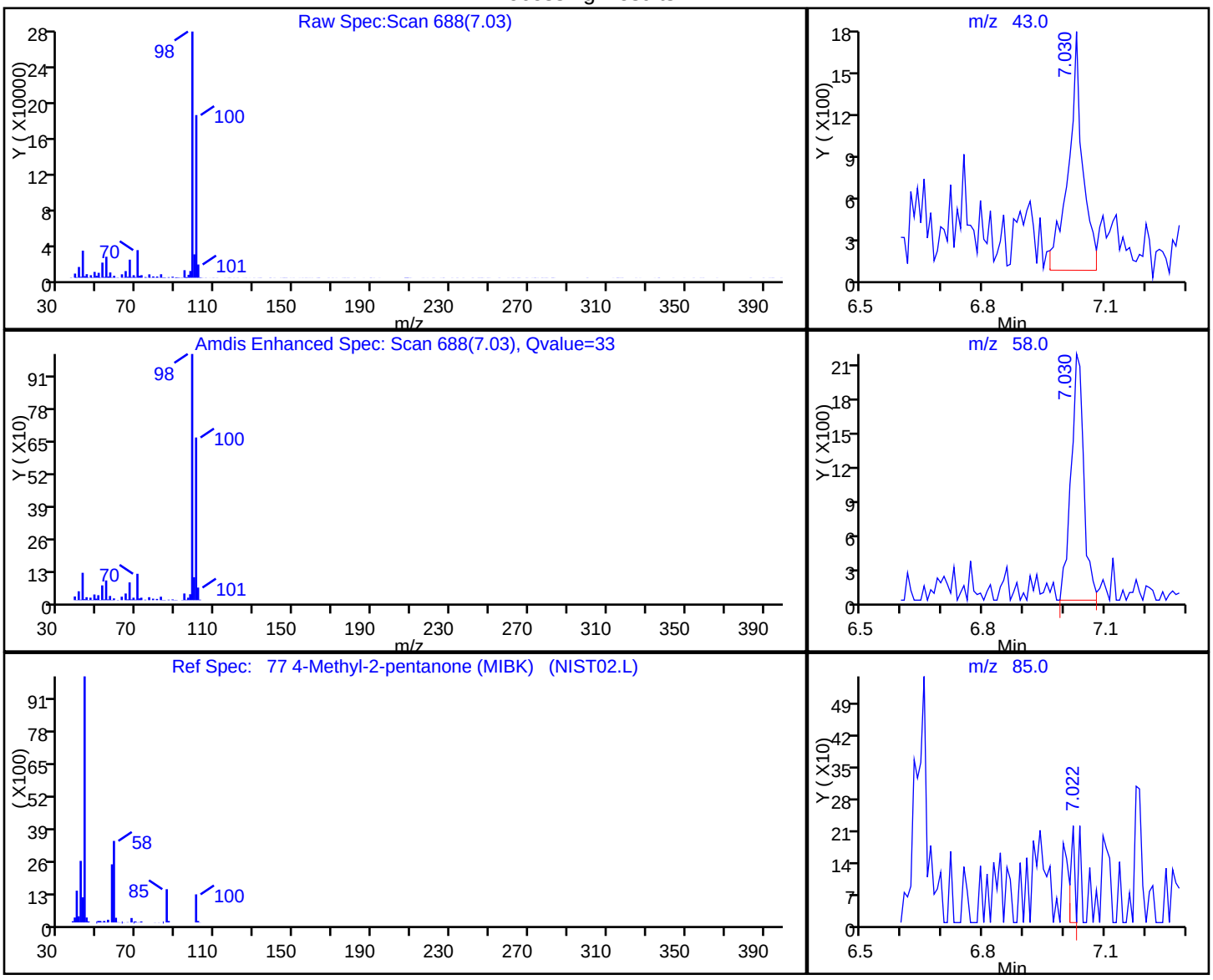

RT	Mass	Response	Amount
7.03	43.00	4002	1.408483
7.03	58.00	4774	
7.02	85.00	147	
7.03	100.00	369391	

Reviewer: delpolitov, 12-Mar-2018 17:44:31

Audit Action: Marked Compound Undetected Audit Reason: Invalid Compound ID

User Disabled Compound Report

TestAmerica Edison

Data File:	\\ChromNA\Edison\ChromData\CVOAMS6\20180309-68556.b\F60597.D		
Injection Date:	09-Mar-2018 14:57:30	Instrument ID:	CVOAMS6
Lims ID:	460-151079-A-22	Lab Sample ID:	460-151079-22
Client ID:	MW-532D		
Operator ID:		ALS Bottle#:	14 Worklist Smp#: 15
Purge Vol:	5.000 mL	Dil. Factor:	1.0000
Method:	8260624W6	Limit Group:	VOA - 8260C DKQP Water and Solid
Column:	Rtx-624 (0.25 mm)	Detector	MS SCAN

6 Bromomethane, CAS: 74-83-9

Processing Results

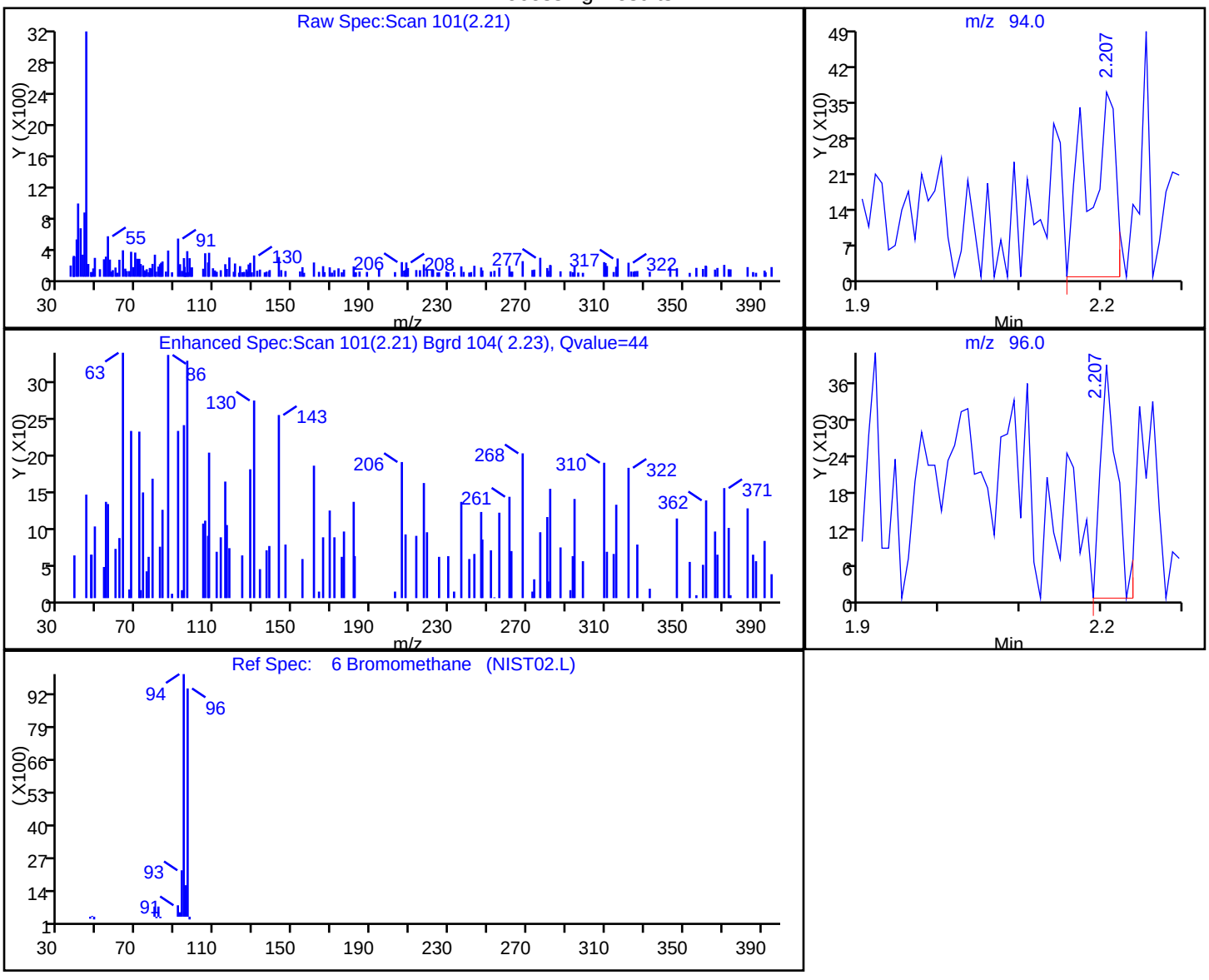

RT	Mass	Response	Amount
2.21	94.00	859	0.310521
2.21	96.00	544	

Reviewer: delpolitov, 12-Mar-2018 17:44:31

Audit Action: Marked Compound Undetected Audit Reason: Invalid Compound ID

FORM I
GC/MS VOA ORGANICS ANALYSIS DATA SHEET

Lab Name: TestAmerica Edison | Job No.: 460-151079-1

SDG No.:

Client Sample ID: MW-544S | Lab Sample ID: 460-151079-23

Matrix: Water | Lab File ID: F60622.D

Analysis Method: 8260C | Date Collected: 02/27/2018 11:25

Sample wt/vol: 5(mL) | Date Analyzed: 03/10/2018 01:30

Soil Aliquot Vol: | Dilution Factor: 1

Soil Extract Vol.: | GC Column: Rtx-624 ID: 0.25(mm)

% Moisture: | Level: (low/med) Low

Analysis Batch No.: 502566 | Units: ug/L

CAS NO.	COMPOUND NAME	RESULT	Q	RL	MDL
71-55-6	1,1,1-Trichloroethane	0.28	U	1.0	0.28
79-34-5	1,1,2,2-Tetrachloroethane	0.19	U	1.0	0.19
79-00-5	1,1,2-Trichloroethane	0.080	U	1.0	0.080
75-34-3	1,1-Dichloroethane	0.24	U	1.0	0.24
75-35-4	1,1-Dichloroethene	0.34	U	1.0	0.34
87-61-6	1,2,3-Trichlorobenzene	0.35	U	1.0	0.35
120-82-1	1,2,4-Trichlorobenzene	0.27	U	1.0	0.27
96-12-8	1,2-Dibromo-3-Chloropropane	0.23	U	1.0	0.23
106-93-4	1,2-Dibromoethane	0.19	U	1.0	0.19
95-50-1	1,2-Dichlorobenzene	0.22	U	1.0	0.22
107-06-2	1,2-Dichloroethane	0.25	U	1.0	0.25
78-87-5	1,2-Dichloropropane	0.18	U	1.0	0.18
541-73-1	1,3-Dichlorobenzene	0.33	U	1.0	0.33
106-46-7	1,4-Dichlorobenzene	0.33	U	1.0	0.33
123-91-1	1,4-Dioxane	8.7	U *	50	8.7
78-93-3	2-Butanone	2.2	U	5.0	2.2
591-78-6	2-Hexanone	0.72	U	5.0	0.72
108-10-1	4-Methyl-2-pentanone	0.63	U	5.0	0.63
67-64-1	Acetone	1.1	U	5.0	1.1
71-43-2	Benzene	0.090	U	1.0	0.090
74-97-5	Bromochloromethane	0.30	U	1.0	0.30
75-27-4	Bromodichloromethane	0.15	U	1.0	0.15
75-25-2	Bromoform	0.18	U	1.0	0.18
74-83-9	Bromomethane	0.18	U	1.0	0.18
75-15-0	Carbon disulfide	0.22	U	1.0	0.22
56-23-5	Carbon tetrachloride	0.33	U	1.0	0.33
108-90-7	Chlorobenzene	0.24	U	1.0	0.24
75-00-3	Chloroethane	0.37	U	1.0	0.37
67-66-3	Chloroform	0.22	U	1.0	0.22
74-87-3	Chloromethane	0.22	U	1.0	0.22
156-59-2	cis-1,2-Dichloroethene	0.26	U	1.0	0.26
10061-01-5	cis-1,3-Dichloropropene	0.16	U	1.0	0.16
110-82-7	Cyclohexane	0.26	U	1.0	0.26
124-48-1	Dibromochloromethane	0.22	U	1.0	0.22
75-71-8	Dichlorodifluoromethane	0.14	U	1.0	0.14
100-41-4	Ethylbenzene	0.30	U	1.0	0.30

FORM I
GC/MS VOA ORGANICS ANALYSIS DATA SHEET

Lab Name: TestAmerica Edison | Job No.: 460-151079-1

SDG No.:

Client Sample ID: MW-544S | Lab Sample ID: 460-151079-23

Matrix: Water | Lab File ID: F60622.D

Analysis Method: 8260C | Date Collected: 02/27/2018 11:25

Sample wt/vol: 5(mL) | Date Analyzed: 03/10/2018 01:30

Soil Aliquot Vol: | Dilution Factor: 1

Soil Extract Vol.: | GC Column: Rtx-624 ID: 0.25(mm)

% Moisture: | Level: (low/med) Low

Analysis Batch No.: 502566 | Units: ug/L

CAS NO.	COMPOUND NAME	RESULT	Q	RL	MDL
76-13-1	Freon TF	0.34	U	1.0	0.34
98-82-8	Isopropylbenzene	0.32	U	1.0	0.32
179601-23-1	m&p-Xylene	0.28	U	1.0	0.28
79-20-9	Methyl acetate	0.58	U	5.0	0.58
108-87-2	Methylcyclohexane	0.22	U	1.0	0.22
75-09-2	Methylene Chloride	0.51	J	1.0	0.21
1634-04-4	MTBE	0.13	U	1.0	0.13
95-47-6	o-Xylene	0.32	U	1.0	0.32
100-42-5	Styrene	0.17	U	1.0	0.17
127-18-4	Tetrachloroethene	0.12	U	1.0	0.12
108-88-3	Toluene	0.25	U	1.0	0.25
156-60-5	trans-1,2-Dichloroethene	0.18	U	1.0	0.18
10061-02-6	trans-1,3-Dichloropropene	0.19	U	1.0	0.19
79-01-6	Trichloroethene	0.22	U	1.0	0.22
75-69-4	Trichlorofluoromethane	0.15	U	1.0	0.15
75-01-4	Vinyl chloride	0.060	U	1.0	0.060

CAS NO.	SURROGATE	%REC	Q	LIMITS
17060-07-0	1,2-Dichloroethane-d4 (Surr)	100		70-130
460-00-4	Bromofluorobenzene	105		70-130
1868-53-7	Dibromofluoromethane (Surr)	105		70-130
2037-26-5	Toluene-d8 (Surr)	96		70-130

FORM I
GC/MS VOA ORGANICS ANALYSIS DATA SHEET
TENTATIVELY IDENTIFIED COMPOUNDS

Lab Name: TestAmerica Edison Job No.: 460-151079-1

SDG No.:

Client Sample ID: MW-544S Lab Sample ID: 460-151079-23

Matrix: Water Lab File ID: F60622.D

Analysis Method: 8260C Date Collected: 02/27/2018 11:25

Sample wt/vol: 5(mL) Date Analyzed: 03/10/2018 01:30

Soil Aliquot Vol: Dilution Factor: 1

Soil Extract Vol.: GC Column: Rtx-624 ID: 0.25(mm)

% Moisture: Level: (low/med) Low

Analysis Batch No.: 502566 Units: ug/L

Number TICs Found: 0 TIC Result Total: 0

CAS NO.	COMPOUND NAME	RT	RESULT	Q	MATCH QUALITY
	Tentatively Identified Compound		None		

TestAmerica Edison
Target Compound Quantitation Report

Data File: \\ChromNA\Edison\ChromData\CVOAMS6\20180309-68582.b\F60622.D
Lims ID: 460-151079-B-23
Client ID: MW-544S
Sample Type: Client
Inject. Date: 10-Mar-2018 01:30:30 ALS Bottle#: 8 Worklist Smp#: 9
Purge Vol: 5.000 mL Dil. Factor: 1.0000
Sample Info: 460-151079-B-23
Misc. Info.: .460-0068582-009
Operator ID: Instrument ID: CVOAMS6

Method: \\ChromNA\Edison\ChromData\CVOAMS6\20180309-68582.b\8260624W6.m
Limit Group: VOA - 8260C DKQP Water and Solid
Last Update: 12-Mar-2018 18:02:06 Calib Date: 09-Mar-2018 04:49:30
Integrator: RTE ID Type: Deconvolution ID
Quant Method: Internal Standard Quant By: Initial Calibration
Last ICal File: \\ChromNA\Edison\ChromData\CVOAMS6\20180309-68530.b\F60575.D

Column 1 : Rtx-624 (0.25 mm) Det: MS SCAN
Process Host: XAWRK008

First Level Reviewer: moroneyc Date: 12-Mar-2018 06:44:35

Compound	Sig	RT (min.)	Exp RT (min.)	Dlt RT (min.)	Q	Response	OnCol Amt ug/l	Flags
* 26 TBA-d9 (IS)	65	3.217	3.217	0.000	0	227866	1000.0	
27 Methylene Chloride	84	3.234	3.234	0.000	30	1897	0.5121	
* 38 2-Butanone-d5	46	4.269	4.277	-0.008	0	212978	250.0	
$ 51 Dibromofluoromethane (Surr	113	4.746	4.754	-0.008	97	150200	52.4	
$ 56 1,2-Dichloroethane-d4 (Sur	65	5.091	5.099	-0.008	0	152301	49.9	
* 61 Fluorobenzene	96	5.362	5.370	-0.008	99	495350	50.0	
* 67 1,4-Dioxane-d8	96	6.060	6.060	0.000	0	24311	1000.0	
$ 78 Toluene-d8 (Surr)	98	7.030	7.030	0.000	99	483051	48.0	
* 89 Chlorobenzene-d5	117	8.821	8.821	0.000	84	414806	50.0	
$ 100 4-Bromofluorobenzene	174	10.070	10.070	0.000	96	209138	52.3	
* 116 1,4-Dichlorobenzene-d4	152	10.941	10.941	0.000	94	287523	50.0	

Reagents:

VOA6IS/SURR_00009 Amount Added: 5.00 Units: uL Run Reagent

Report Date: 12-Mar-2018 18:02:07 Chrom Revision: 2.2 08-Feb-2018 13:38:42

TestAmerica Edison

Data File: \\ChromNA\Edison\ChromData\CVOAMS6\20180309-68582.b\F60622.D

Injection Date:	10-Mar-2018 01:30:30	Instrument ID:	CVOAMS6	Operator ID:	
Lims ID:	460-151079-B-23	Lab Sample ID:	460-151079-23	Worklist Smp#:	9
Client ID:	MW-544S				
Purge Vol:	5.000 mL	Dil. Factor:	1.0000	ALS Bottle#:	8
Method:	8260624W6	Limit Group:	VOA - 8260C DKQP Water and Solid		

Column: Rtx-624 (0.25 mm)

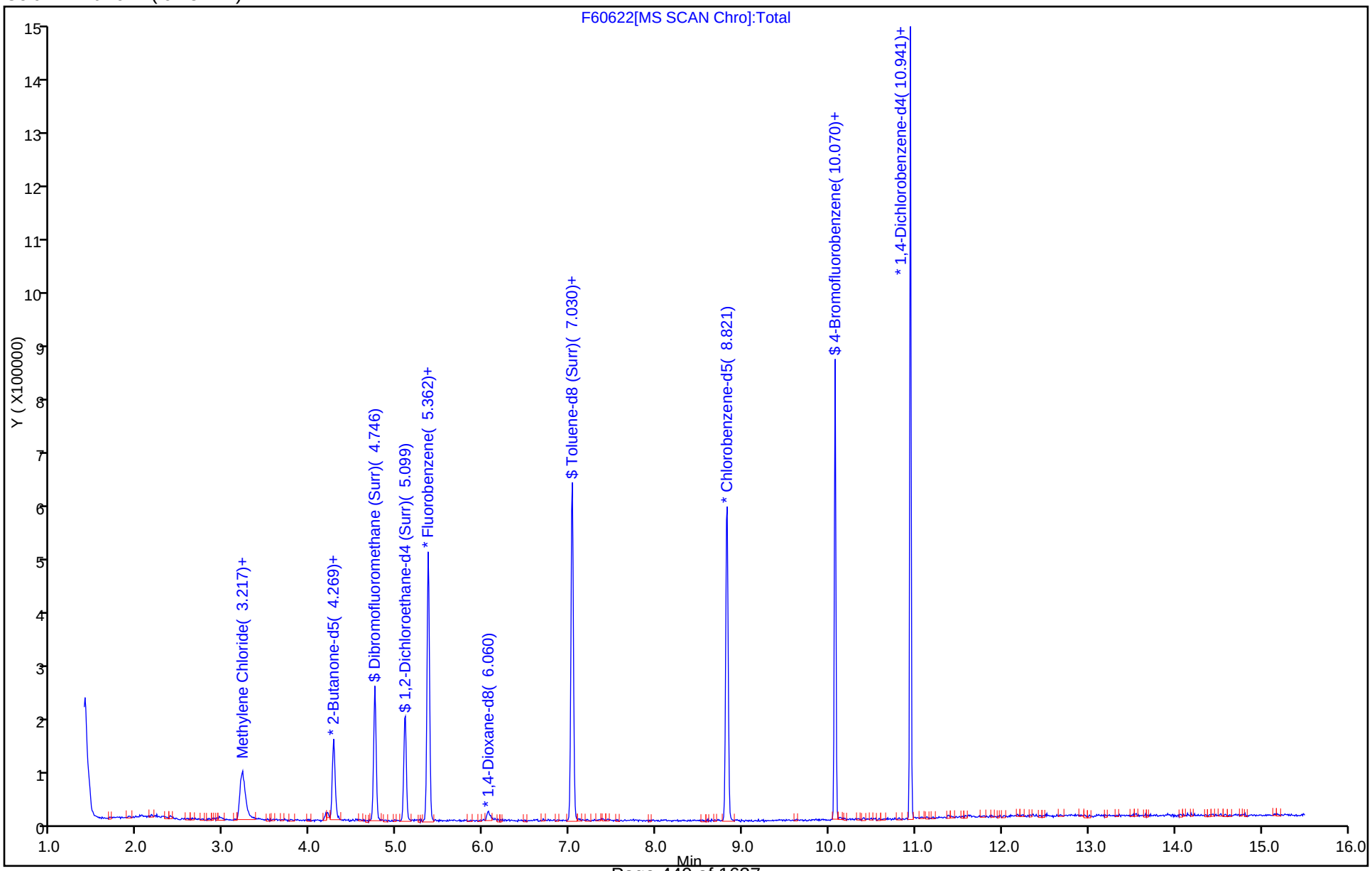

Report Date: 12-Mar-2018 18:02:07 Chrom Revision: 2.2 08-Feb-2018 13:38:42

TestAmerica Edison

Data File: \\ChromNA\Edison\ChromData\CVOAMS6\20180309-68582.b\F60622.D

Injection Date:	10-Mar-2018 01:30:30	Instrument ID:	CVOAMS6
Lims ID:	460-151079-B-23	Lab Sample ID:	460-151079-23
Client ID:	MW-544S		
Operator ID:		ALS Bottle#:	8 Worklist Smp#: 9
Purge Vol:	5.000 mL	Dil. Factor:	1.0000
Method:	8260624W6	Limit Group:	VOA - 8260C DKQP Water and Solid
Column:	Rtx-624 (0.25 mm)	Detector	MS SCAN

27 Methylene Chloride, CAS: 75-09-2

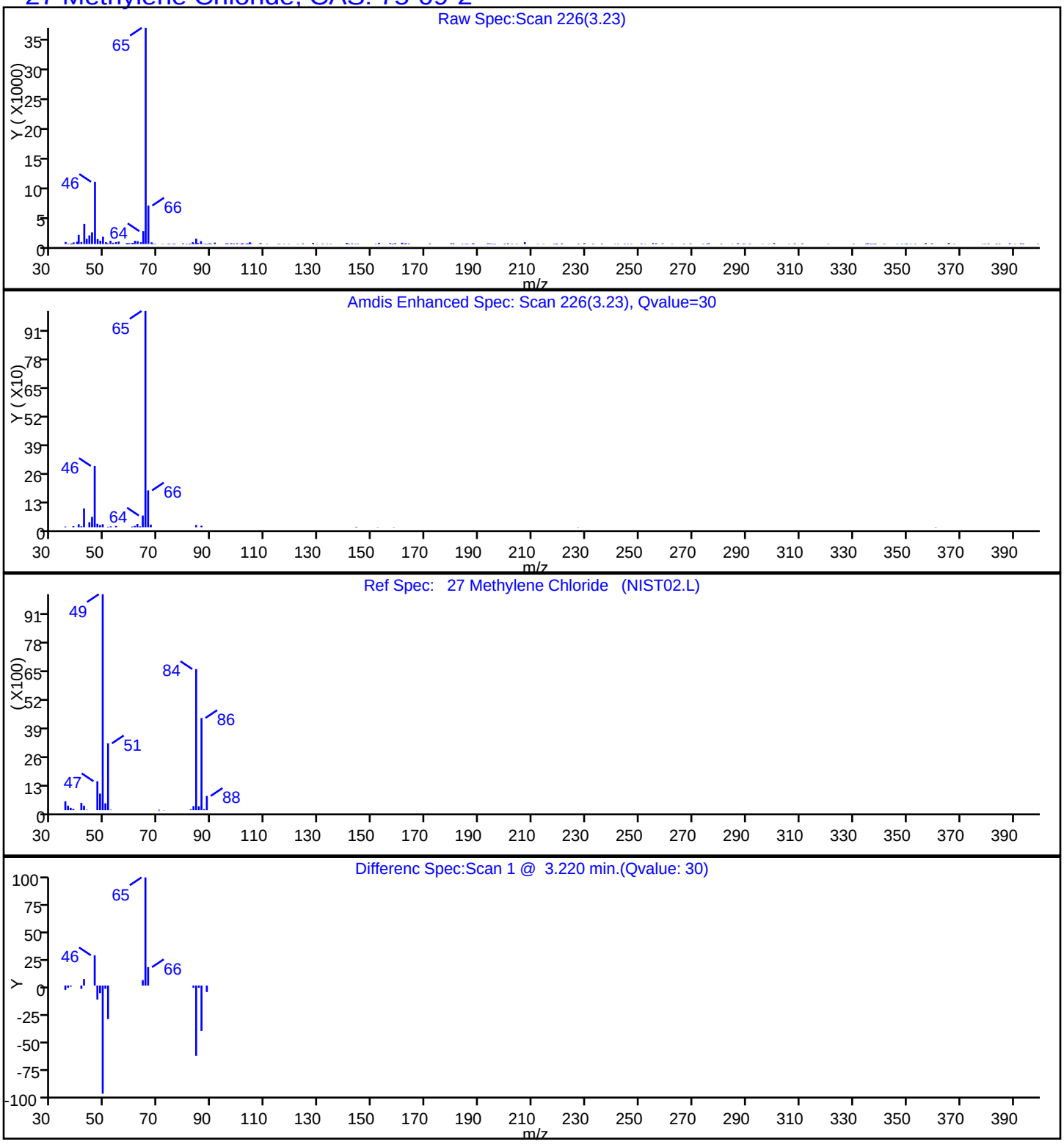

User Disabled Compound Report

TestAmerica Edison

Data File:	\\ChromNA\Edison\ChromData\CVOAMS6\20180309-68582.b\F60622.D		
Injection Date:	10-Mar-2018 01:30:30	Instrument ID:	CVOAMS6
Lims ID:	460-151079-B-23	Lab Sample ID:	460-151079-23
Client ID:	MW-544S		
Operator ID:		ALS Bottle#:	8 Worklist Smp#: 9
Purge Vol:	5.000 mL	Dil. Factor:	1.0000
Method:	8260624W6	Limit Group:	VOA - 8260C DKQP Water and Solid
Column:	Rtx-624 (0.25 mm)	Detector	MS SCAN

82 1,1,2-Trichloroethane, CAS: 79-00-5

Processing Results

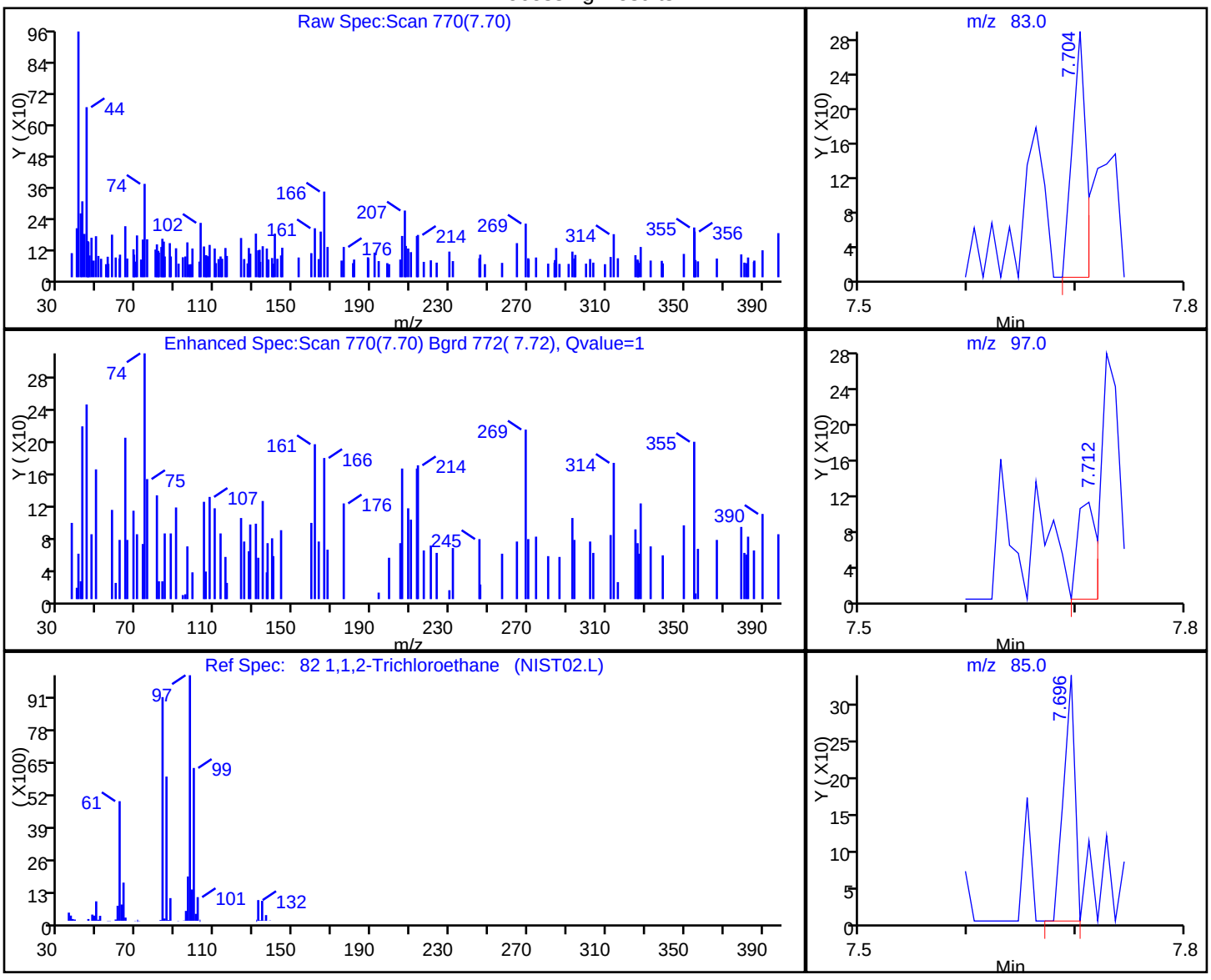

RT	Mass	Response	Amount
7.70	83.00	258	0.109463
7.71	97.00	135	
7.70	85.00	240	

Reviewer: delpolitov, 12-Mar-2018 18:02:06

Audit Action: Marked Compound Undetected Audit Reason: Invalid Compound ID

User Disabled Compound Report

TestAmerica Edison

Data File:	\\ChromNA\Edison\ChromData\CVOAMS6\20180309-68582.b\F60622.D		
Injection Date:	10-Mar-2018 01:30:30	Instrument ID:	CVOAMS6
Lims ID:	460-151079-B-23	Lab Sample ID:	460-151079-23
Client ID:	MW-544S		
Operator ID:		ALS Bottle#:	8 Worklist Smp#: 9
Purge Vol:	5.000 mL	Dil. Factor:	1.0000
Method:	8260624W6	Limit Group:	VOA - 8260C DKQP Water and Solid
Column:	Rtx-624 (0.25 mm)	Detector	MS SCAN

124 1,2-Dibromo-3-Chloropropane, CAS: 96-12-8

Processing Results

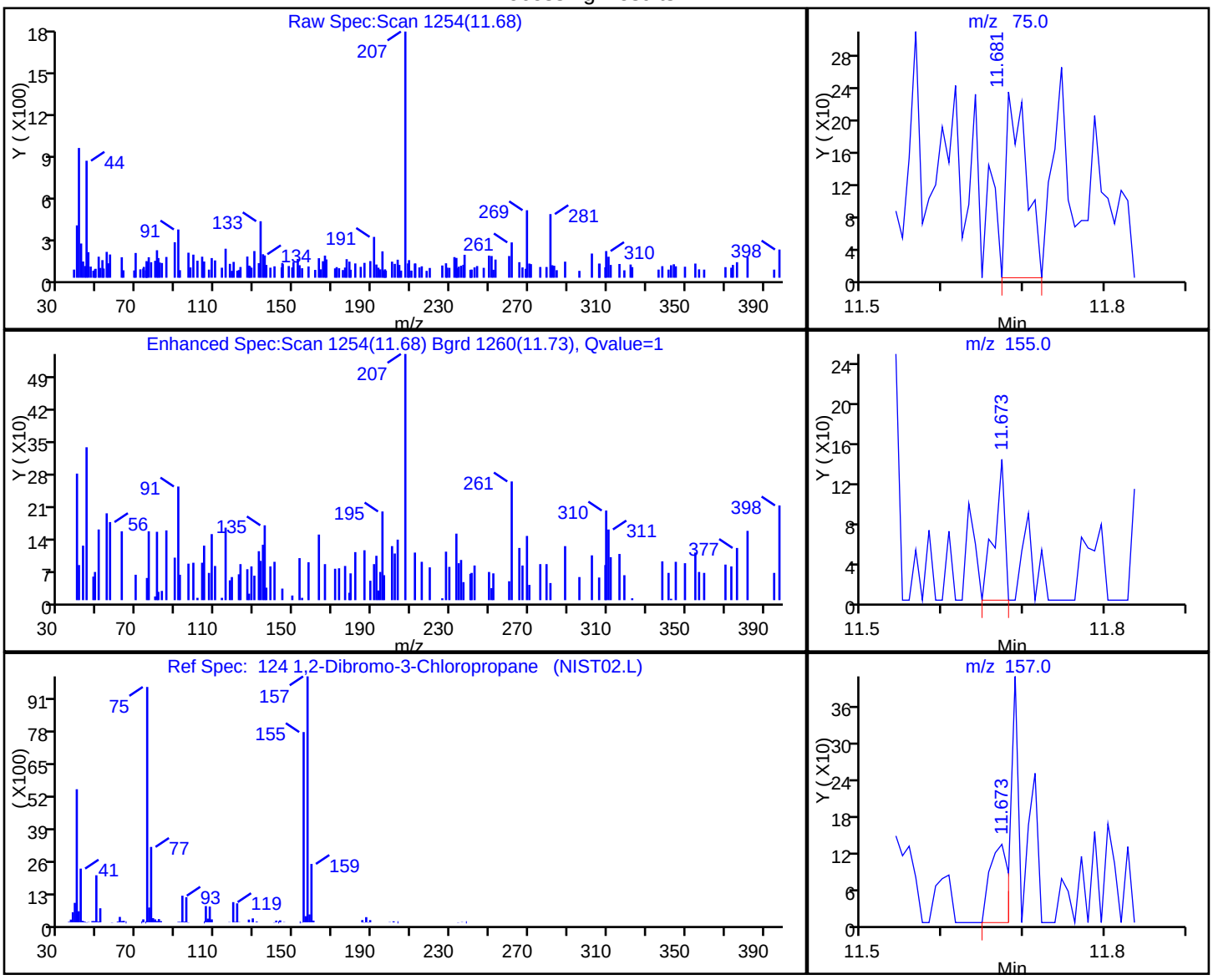

RT	Mass	Response	Amount
11.68	75.00	397	0.427591
11.67	155.00	127	
11.67	157.00	203	

Reviewer: delpolitov, 12-Mar-2018 18:02:06

Audit Action: Marked Compound Undetected Audit Reason: Invalid Compound ID

User Disabled Compound Report

TestAmerica Edison

Data File:	\\ChromNA\Edison\ChromData\CVOAMS6\20180309-68582.b\F60622.D		
Injection Date:	10-Mar-2018 01:30:30	Instrument ID:	CVOAMS6
Lims ID:	460-151079-B-23	Lab Sample ID:	460-151079-23
Client ID:	MW-544S		
Operator ID:		ALS Bottle#:	8 Worklist Smp#: 9
Purge Vol:	5.000 mL	Dil. Factor:	1.0000
Method:	8260624W6	Limit Group:	VOA - 8260C DKQP Water and Solid
Column:	Rtx-624 (0.25 mm)	Detector	MS SCAN

59 1,2-Dichloroethane, CAS: 107-06-2

Processing Results

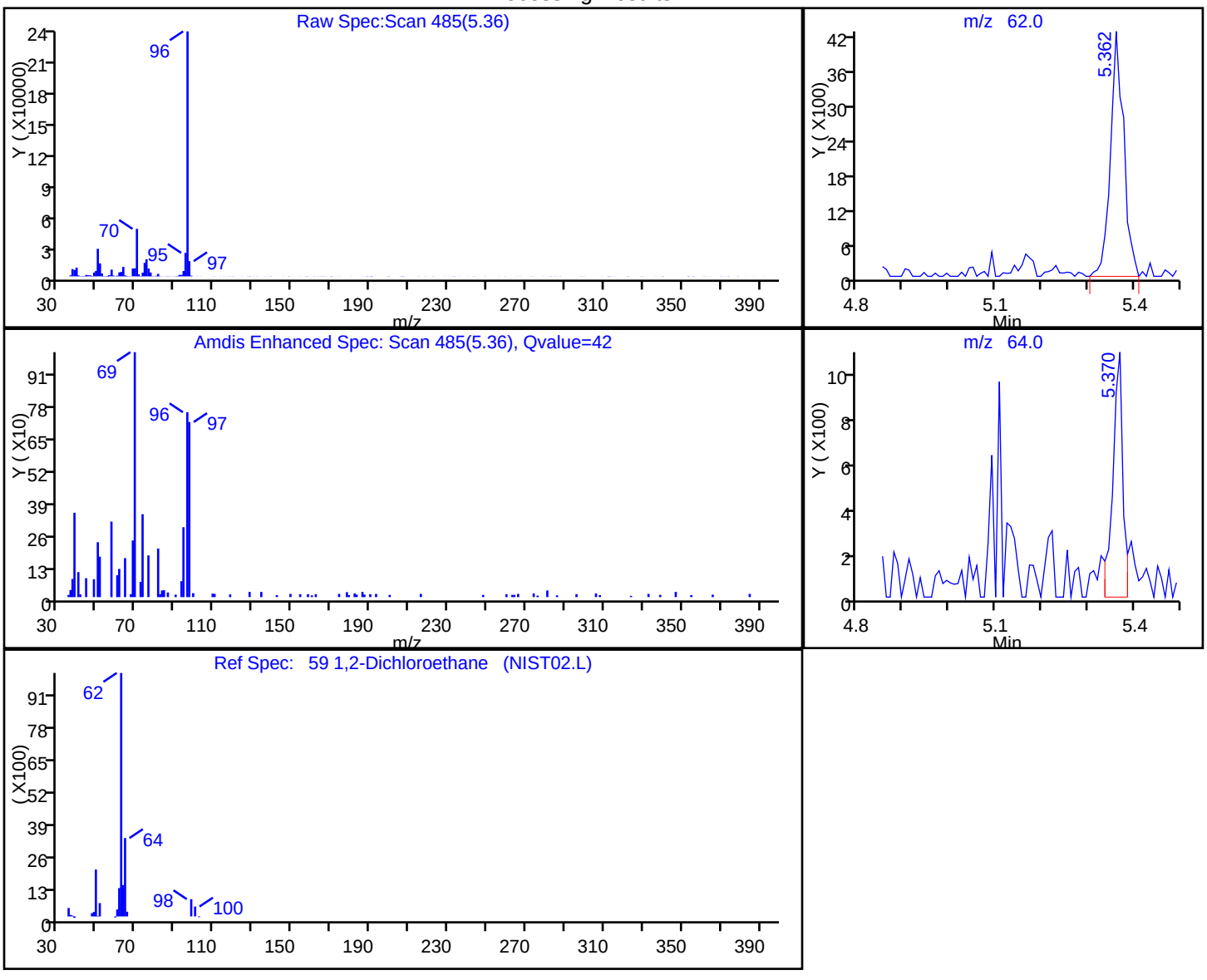

RT	Mass	Response	Amount
5.36	62.00	8643	2.049682
5.37	64.00	1630	

Reviewer: delpolitov, 12-Mar-2018 18:02:06

Audit Action: Marked Compound Undetected Audit Reason: Invalid Compound ID

User Disabled Compound Report

TestAmerica Edison

Data File:	\\ChromNA\Edison\ChromData\CVOAMS6\20180309-68582.b\F60622.D		
Injection Date:	10-Mar-2018 01:30:30	Instrument ID:	CVOAMS6
Lims ID:	460-151079-B-23	Lab Sample ID:	460-151079-23
Client ID:	MW-544S		
Operator ID:		ALS Bottle#:	8 Worklist Smp#: 9
Purge Vol:	5.000 mL	Dil. Factor:	1.0000
Method:	8260624W6	Limit Group:	VOA - 8260C DKQP Water and Solid
Column:	Rtx-624 (0.25 mm)	Detector	MS SCAN

66 1,2-Dichloropropane, CAS: 78-87-5

Processing Results

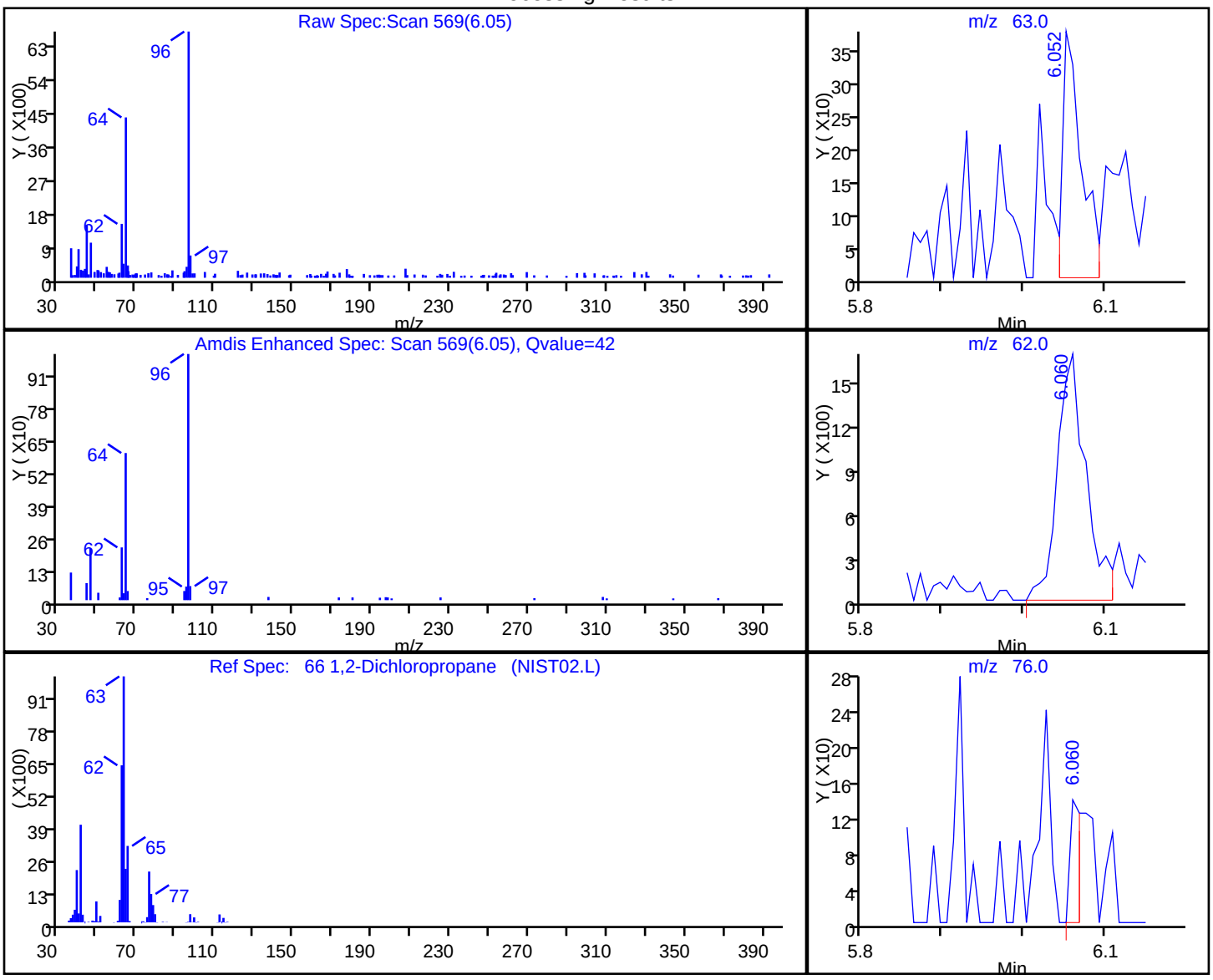

RT	Mass	Response	Amount
6.05	63.00	618	0.213351
6.06	62.00	4005	
6.06	76.00	130	
6.00	112.00	0	

Reviewer: delpolitov, 12-Mar-2018 18:02:06

Audit Action: Marked Compound Undetected Audit Reason: Invalid Compound ID

User Disabled Compound Report

TestAmerica Edison

Data File:	\\ChromNA\Edison\ChromData\CVOAMS6\20180309-68582.b\F60622.D		
Injection Date:	10-Mar-2018 01:30:30	Instrument ID:	CVOAMS6
Lims ID:	460-151079-B-23	Lab Sample ID:	460-151079-23
Client ID:	MW-544S		
Operator ID:		ALS Bottle#:	8 Worklist Smp#: 9
Purge Vol:	5.000 mL	Dil. Factor:	1.0000
Method:	8260624W6	Limit Group:	VOA - 8260C DKQP Water and Solid
Column:	Rtx-624 (0.25 mm)	Detector	MS SCAN

41 2-Butanone (MEK), CAS: 78-93-3

Processing Results

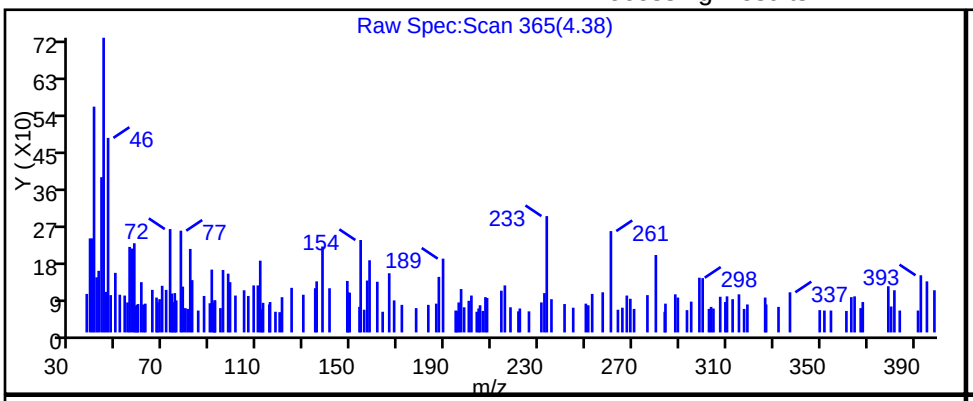

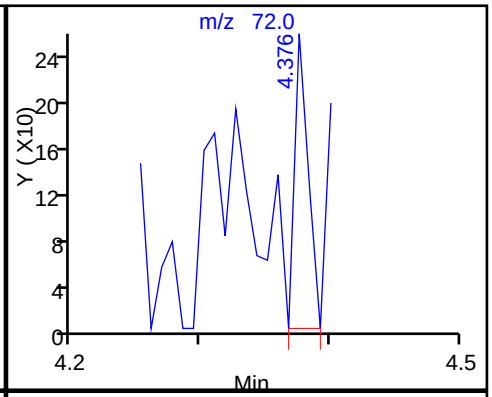

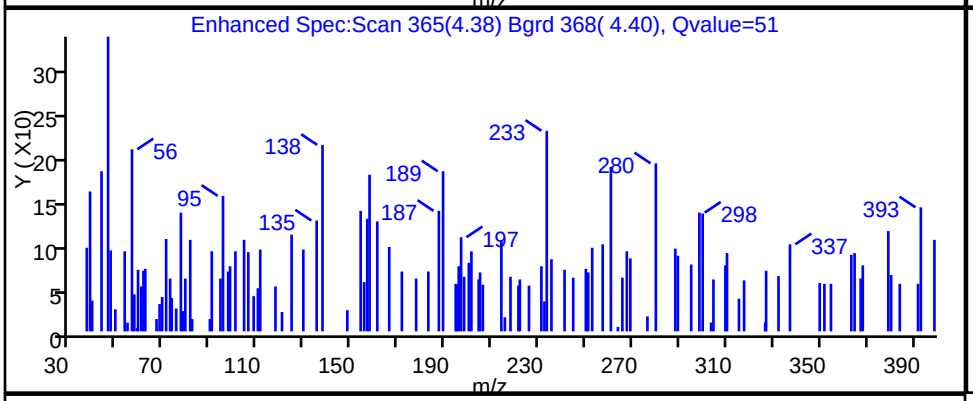

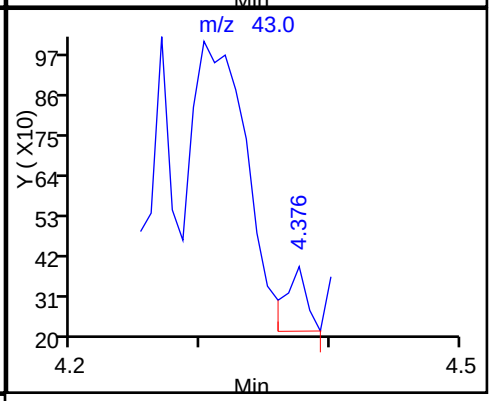

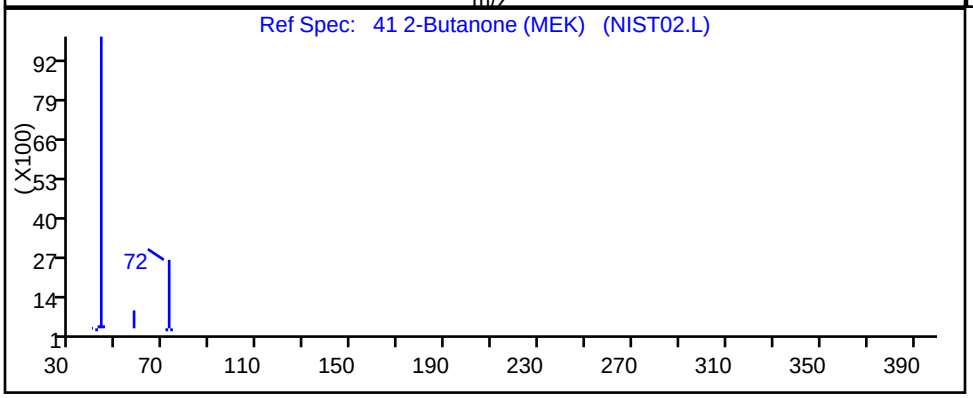

RT	Mass	Response	Amount
4.38	72.00	184	2.412571
4.38	43.00	211	

Reviewer: delpolitov, 12-Mar-2018 18:02:06

Audit Action: Marked Compound Undetected Audit Reason: Invalid Compound ID

User Disabled Compound Report

TestAmerica Edison

Data File:	\\ChromNA\Edison\ChromData\CVOAMS6\20180309-68582.b\F60622.D		
Injection Date:	10-Mar-2018 01:30:30	Instrument ID:	CVOAMS6
Lims ID:	460-151079-B-23	Lab Sample ID:	460-151079-23
Client ID:	MW-544S		
Operator ID:		ALS Bottle#:	8 Worklist Smp#: 9
Purge Vol:	5.000 mL	Dil. Factor:	1.0000
Method:	8260624W6	Limit Group:	VOA - 8260C DKQP Water and Solid
Column:	Rtx-624 (0.25 mm)	Detector	MS SCAN

77 4-Methyl-2-pentanone (MIBK), CAS: 108-10-1

Processing Results

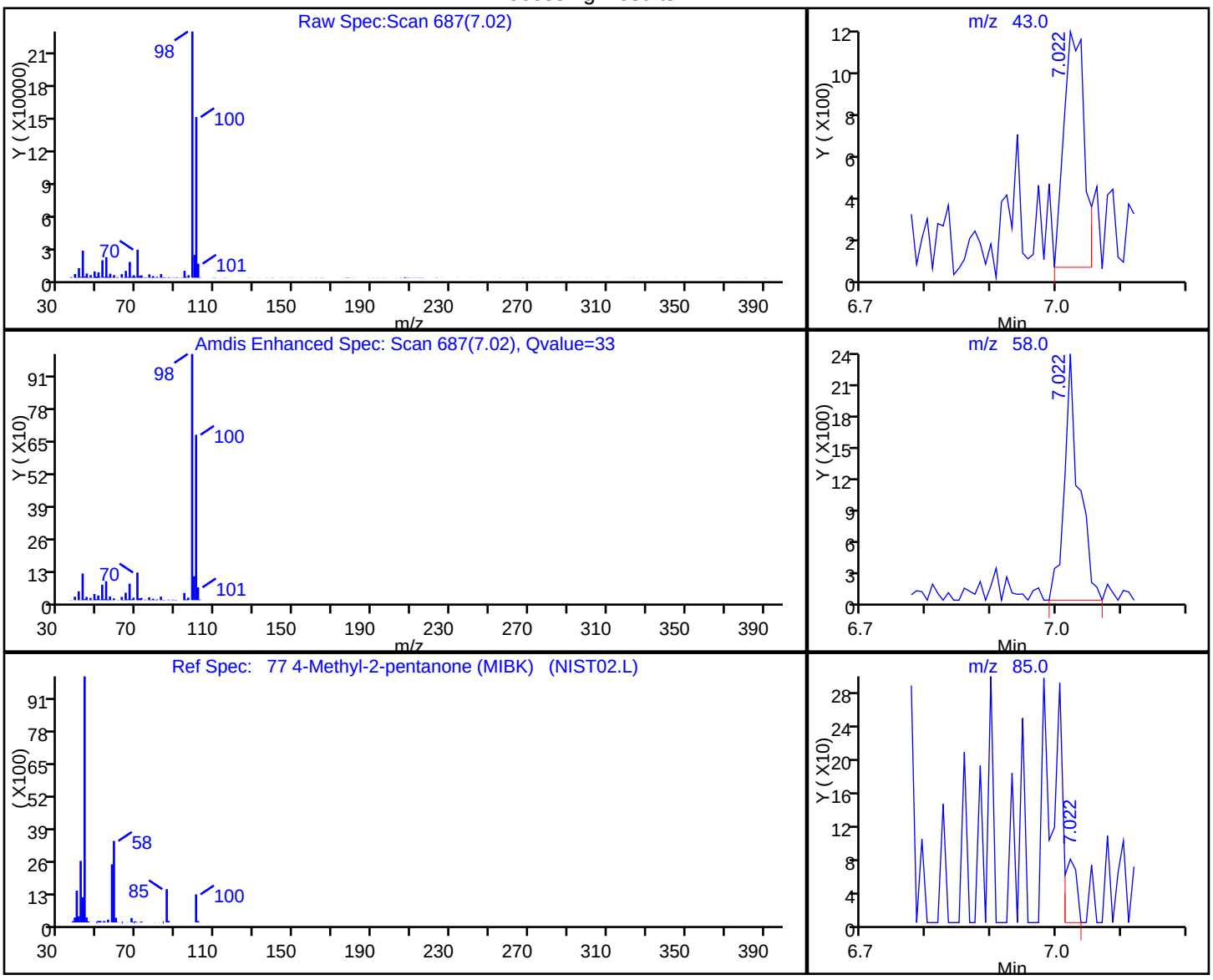

RT	Mass	Response	Amount
7.02	43.00	2335	1.017660
7.02	58.00	3714	
7.02	85.00	97	
7.03	100.00	324223	

Reviewer: delpolitov, 12-Mar-2018 18:02:06

Audit Action: Marked Compound Undetected Audit Reason: Invalid Compound ID

User Disabled Compound Report

TestAmerica Edison

Data File:	\\ChromNA\Edison\ChromData\CVOAMS6\20180309-68582.b\F60622.D		
Injection Date:	10-Mar-2018 01:30:30	Instrument ID:	CVOAMS6
Lims ID:	460-151079-B-23	Lab Sample ID:	460-151079-23
Client ID:	MW-544S		
Operator ID:		ALS Bottle#:	8 Worklist Smp#: 9
Purge Vol:	5.000 mL	Dil. Factor:	1.0000
Method:	8260624W6	Limit Group:	VOA - 8260C DKQP Water and Solid
Column:	Rtx-624 (0.25 mm)	Detector	MS SCAN

6 Bromomethane, CAS: 74-83-9

Processing Results

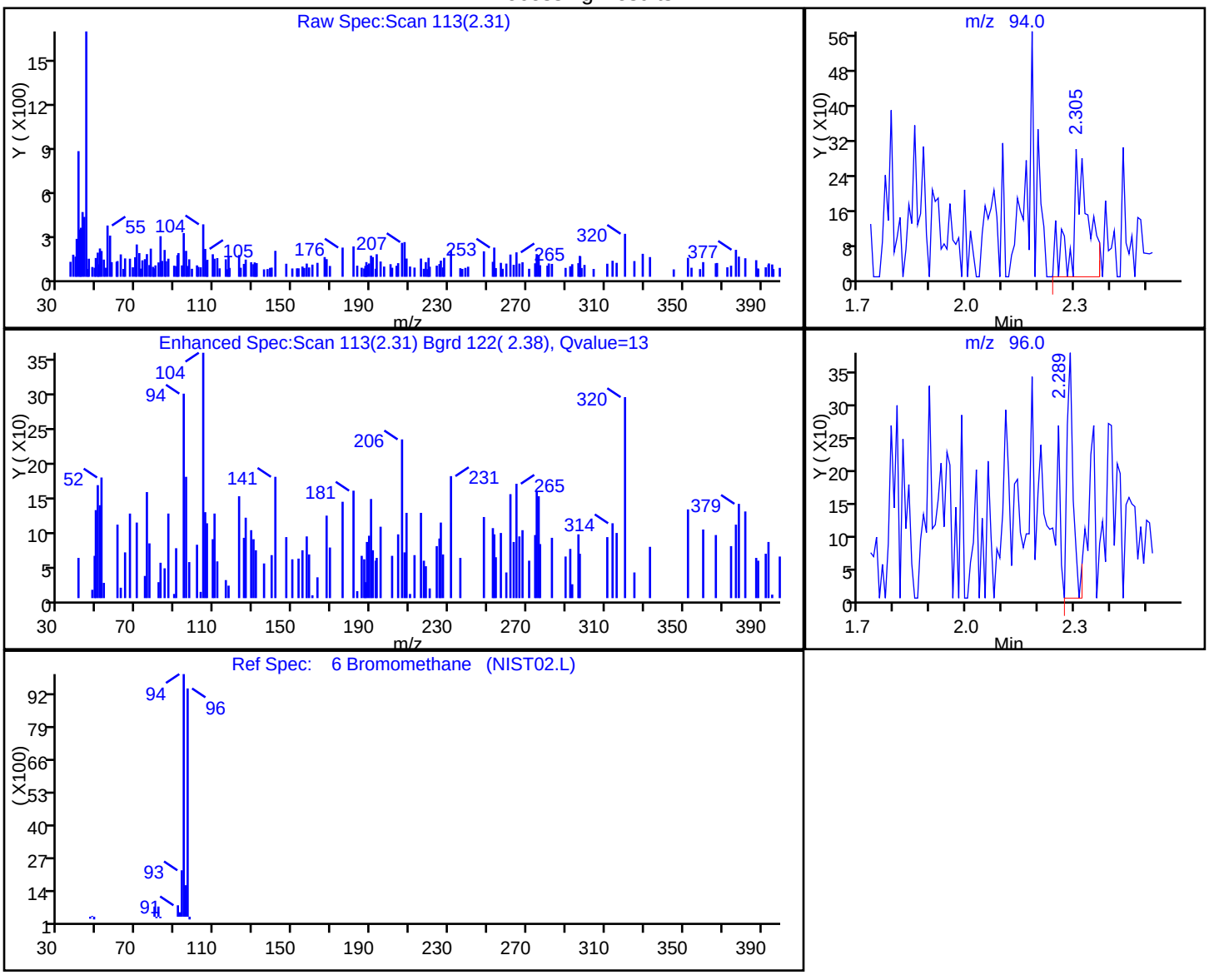

RT	Mass	Response	Amount
2.31	94.00	888	0.369660
2.29	96.00	455	

Reviewer: delpolitov, 12-Mar-2018 18:02:06

Audit Action: Marked Compound Undetected Audit Reason: Invalid Compound ID

FORM I
GC/MS VOA ORGANICS ANALYSIS DATA SHEET

Lab Name: TestAmerica Edison | Job No.: 460-151079-1

SDG No.:

Client Sample ID: MW-544I | Lab Sample ID: 460-151079-24

Matrix: Water | Lab File ID: F60623.D

Analysis Method: 8260C | Date Collected: 02/27/2018 11:30

Sample wt/vol: 5(mL) | Date Analyzed: 03/10/2018 01:54

Soil Aliquot Vol: | Dilution Factor: 1

Soil Extract Vol.: | GC Column: Rtx-624 ID: 0.25(mm)

% Moisture: | Level: (low/med) Low

Analysis Batch No.: 502566 | Units: ug/L

CAS NO.	COMPOUND NAME	RESULT	Q	RL	MDL
71-55-6	1,1,1-Trichloroethane	0.28	U	1.0	0.28
79-34-5	1,1,2,2-Tetrachloroethane	0.19	U	1.0	0.19
79-00-5	1,1,2-Trichloroethane	0.080	U	1.0	0.080
75-34-3	1,1-Dichloroethane	0.24	U	1.0	0.24
75-35-4	1,1-Dichloroethene	0.34	U	1.0	0.34
87-61-6	1,2,3-Trichlorobenzene	0.35	U	1.0	0.35
120-82-1	1,2,4-Trichlorobenzene	0.27	U	1.0	0.27
96-12-8	1,2-Dibromo-3-Chloropropane	0.23	U	1.0	0.23
106-93-4	1,2-Dibromoethane	0.19	U	1.0	0.19
95-50-1	1,2-Dichlorobenzene	0.22	U	1.0	0.22
107-06-2	1,2-Dichloroethane	0.25	U	1.0	0.25
78-87-5	1,2-Dichloropropane	0.18	U	1.0	0.18
541-73-1	1,3-Dichlorobenzene	0.33	U	1.0	0.33
106-46-7	1,4-Dichlorobenzene	0.33	U	1.0	0.33
123-91-1	1,4-Dioxane	8.7	U *	50	8.7
78-93-3	2-Butanone	2.2	U	5.0	2.2
591-78-6	2-Hexanone	0.72	U	5.0	0.72
108-10-1	4-Methyl-2-pentanone	0.63	U	5.0	0.63
67-64-1	Acetone	1.1	U	5.0	1.1
71-43-2	Benzene	0.090	U	1.0	0.090
74-97-5	Bromochloromethane	0.30	U	1.0	0.30
75-27-4	Bromodichloromethane	0.15	U	1.0	0.15
75-25-2	Bromoform	0.18	U	1.0	0.18
74-83-9	Bromomethane	0.18	U	1.0	0.18
75-15-0	Carbon disulfide	0.22	U	1.0	0.22
56-23-5	Carbon tetrachloride	0.33	U	1.0	0.33
108-90-7	Chlorobenzene	0.24	U	1.0	0.24
75-00-3	Chloroethane	0.37	U	1.0	0.37
67-66-3	Chloroform	0.22	U	1.0	0.22
74-87-3	Chloromethane	0.22	U	1.0	0.22
156-59-2	cis-1,2-Dichloroethene	0.26	U	1.0	0.26
10061-01-5	cis-1,3-Dichloropropene	0.16	U	1.0	0.16
110-82-7	Cyclohexane	0.26	U	1.0	0.26
124-48-1	Dibromochloromethane	0.22	U	1.0	0.22
75-71-8	Dichlorodifluoromethane	0.14	U	1.0	0.14
100-41-4	Ethylbenzene	0.30	U	1.0	0.30

FORM I
GC/MS VOA ORGANICS ANALYSIS DATA SHEET

Lab Name: TestAmerica Edison | Job No.: 460-151079-1

SDG No.:

Client Sample ID: MW-544I | Lab Sample ID: 460-151079-24

Matrix: Water | Lab File ID: F60623.D

Analysis Method: 8260C | Date Collected: 02/27/2018 11:30

Sample wt/vol: 5(mL) | Date Analyzed: 03/10/2018 01:54

Soil Aliquot Vol: | Dilution Factor: 1

Soil Extract Vol.: | GC Column: Rtx-624 ID: 0.25(mm)

% Moisture: | Level: (low/med) Low

Analysis Batch No.: 502566 | Units: ug/L

CAS NO.	COMPOUND NAME	RESULT	Q	RL	MDL
76-13-1	Freon TF	0.34	U	1.0	0.34
98-82-8	Isopropylbenzene	0.32	U	1.0	0.32
179601-23-1	m&p-Xylene	0.28	U	1.0	0.28
79-20-9	Methyl acetate	0.58	U	5.0	0.58
108-87-2	Methylcyclohexane	0.22	U	1.0	0.22
75-09-2	Methylene Chloride	0.90	J	1.0	0.21
1634-04-4	MTBE	0.13	U	1.0	0.13
95-47-6	o-Xylene	0.32	U	1.0	0.32
100-42-5	Styrene	0.17	U	1.0	0.17
127-18-4	Tetrachloroethene	0.14	J	1.0	0.12
108-88-3	Toluene	0.25	U	1.0	0.25
156-60-5	trans-1,2-Dichloroethene	0.18	U	1.0	0.18
10061-02-6	trans-1,3-Dichloropropene	0.19	U	1.0	0.19
79-01-6	Trichloroethene	0.77	J	1.0	0.22
75-69-4	Trichlorofluoromethane	0.15	U	1.0	0.15
75-01-4	Vinyl chloride	0.060	U	1.0	0.060

CAS NO.	SURROGATE	%REC	Q	LIMITS
17060-07-0	1,2-Dichloroethane-d4 (Surr)	99		70-130
460-00-4	Bromofluorobenzene	103		70-130
1868-53-7	Dibromofluoromethane (Surr)	107		70-130
2037-26-5	Toluene-d8 (Surr)	95		70-130

FORM I
GC/MS VOA ORGANICS ANALYSIS DATA SHEET
TENTATIVELY IDENTIFIED COMPOUNDS

Lab Name: TestAmerica Edison Job No.: 460-151079-1

SDG No.:

Client Sample ID: MW-544I Lab Sample ID: 460-151079-24

Matrix: Water Lab File ID: F60623.D

Analysis Method: 8260C Date Collected: 02/27/2018 11:30

Sample wt/vol: 5(mL) Date Analyzed: 03/10/2018 01:54

Soil Aliquot Vol: Dilution Factor: 1

Soil Extract Vol.: GC Column: Rtx-624 ID: 0.25(mm)

% Moisture: Level: (low/med) Low

Analysis Batch No.: 502566 Units: ug/L

Number TICs Found: 0 TIC Result Total: 0

CAS NO.	COMPOUND NAME	RT	RESULT	Q	MATCH QUALITY
	Tentatively Identified Compound		None		

TestAmerica Edison
Target Compound Quantitation Report

Data File: \\ChromNA\Edison\ChromData\CVOAMS6\20180309-68582.b\F60623.D
Lims ID: 460-151079-B-24
Client ID: MW-544I
Sample Type: Client
Inject. Date: 10-Mar-2018 01:54:30 ALS Bottle#: 9 Worklist Smp#: 10
Purge Vol: 5.000 mL Dil. Factor: 1.0000
Sample Info: 460-151079-B-24
Misc. Info.: 460-0068582-010
Operator ID: Instrument ID: CVOAMS6

Method: \\ChromNA\Edison\ChromData\CVOAMS6\20180309-68582.b\8260624W6.m
Limit Group: VOA - 8260C DKQP Water and Solid
Last Update: 12-Mar-2018 18:02:44 Calib Date: 09-Mar-2018 04:49:30
Integrator: RTE ID Type: Deconvolution ID
Quant Method: Internal Standard Quant By: Initial Calibration
Last ICal File: \\ChromNA\Edison\ChromData\CVOAMS6\20180309-68530.b\F60575.D

Column 1 : Rtx-624 (0.25 mm) Det: MS SCAN
Process Host: XAWRK008

First Level Reviewer: moroneyc Date: 12-Mar-2018 06:45:13

Compound	Sig	RT (min.)	Exp RT (min.)	Dlt RT (min.)	Q	Response	OnCol Amt ug/l	Flags
* 26 TBA-d9 (IS)	65	3.209	3.217	-0.008	0	232475	1000.0	
27 Methylene Chloride	84	3.226	3.234	-0.008	31	3439	0.8992	
* 38 2-Butanone-d5	46	4.269	4.277	-0.008	0	224800	250.0	
$ 51 Dibromofluoromethane (Surr	113	4.746	4.754	-0.008	97	157787	53.3	
$ 56 1,2-Dichloroethane-d4 (Sur	65	5.099	5.099	0.000	0	156752	49.7	
* 61 Fluorobenzene	96	5.370	5.370	0.000	99	511415	50.0	
63 Trichloroethene	95	5.715	5.724	-0.009	88	2637	0.7660	
* 67 1,4-Dioxane-d8	96	6.061	6.060	0.001	0	25780	1000.0	
$ 78 Toluene-d8 (Surr)	98	7.030	7.030	0.000	99	501525	47.6	
83 Tetrachloroethene	166	7.720	7.720	0.000	21	589	0.1382	
* 89 Chlorobenzene-d5	117	8.821	8.821	0.000	85	433884	50.0	
$ 100 4-Bromofluorobenzene	174	10.070	10.070	0.000	97	216275	51.7	
* 116 1,4-Dichlorobenzene-d4	152	10.941	10.941	0.000	94	292786	50.0	

Reagents:

VOA6IS/SURR_00009 Amount Added: 5.00 Units: uL Run Reagent

Report Date: 12-Mar-2018 18:02:47 Chrom Revision: 2.2 08-Feb-2018 13:38:42

TestAmerica Edison

Data File: \\ChromNA\Edison\ChromData\CVOAMS6\20180309-68582.b\F60623.D

Injection Date:	10-Mar-2018 01:54:30	Instrument ID:	CVOAMS6	Operator ID:	
Lims ID:	460-151079-B-24	Lab Sample ID:	460-151079-24	Worklist Smp#:	10
Client ID:	MW-544I				
Purge Vol:	5.000 mL	Dil. Factor:	1.0000	ALS Bottle#:	9
Method:	8260624W6	Limit Group:	VOA - 8260C DKQP Water and Solid		

Column: Rtx-624 (0.25 mm)

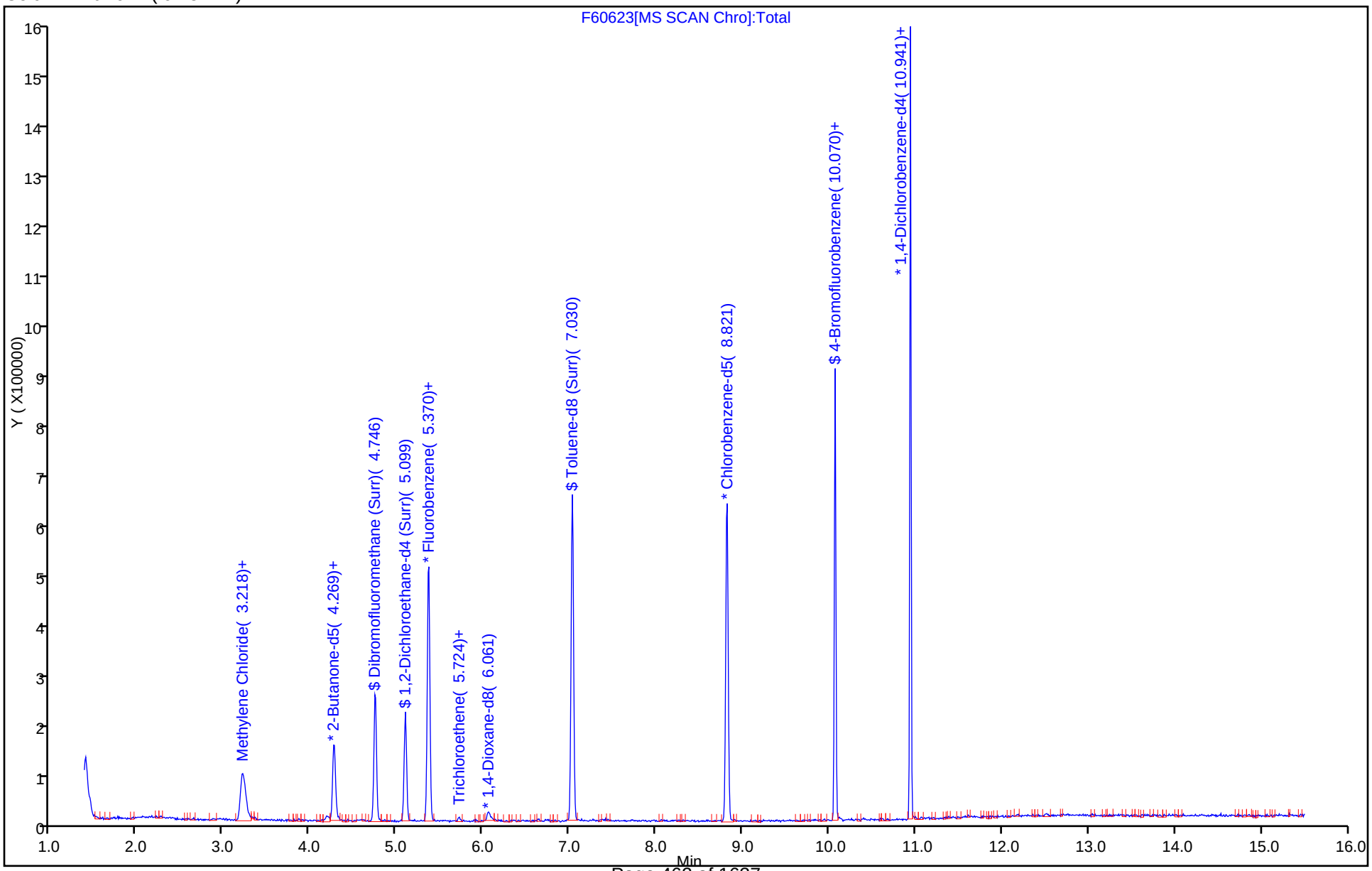

Report Date: 12-Mar-2018 18:02:47 Chrom Revision: 2.2 08-Feb-2018 13:38:42

TestAmerica Edison

Data File: \\ChromNA\Edison\ChromData\CVOAMS6\20180309-68582.b\F60623.D

Injection Date:	10-Mar-2018 01:54:30	Instrument ID:	CVOAMS6		
Lims ID:	460-151079-B-24	Lab Sample ID:	460-151079-24		
Client ID:	MW-544I				
Operator ID:		ALS Bottle#:	9	Worklist Smp#:	10
Purge Vol:	5.000 mL	Dil. Factor:	1.0000		
Method:	8260624W6	Limit Group:	VOA - 8260C DKQP Water and Solid		
Column:	Rtx-624 (0.25 mm)	Detector	MS SCAN		

27 Methylene Chloride, CAS: 75-09-2

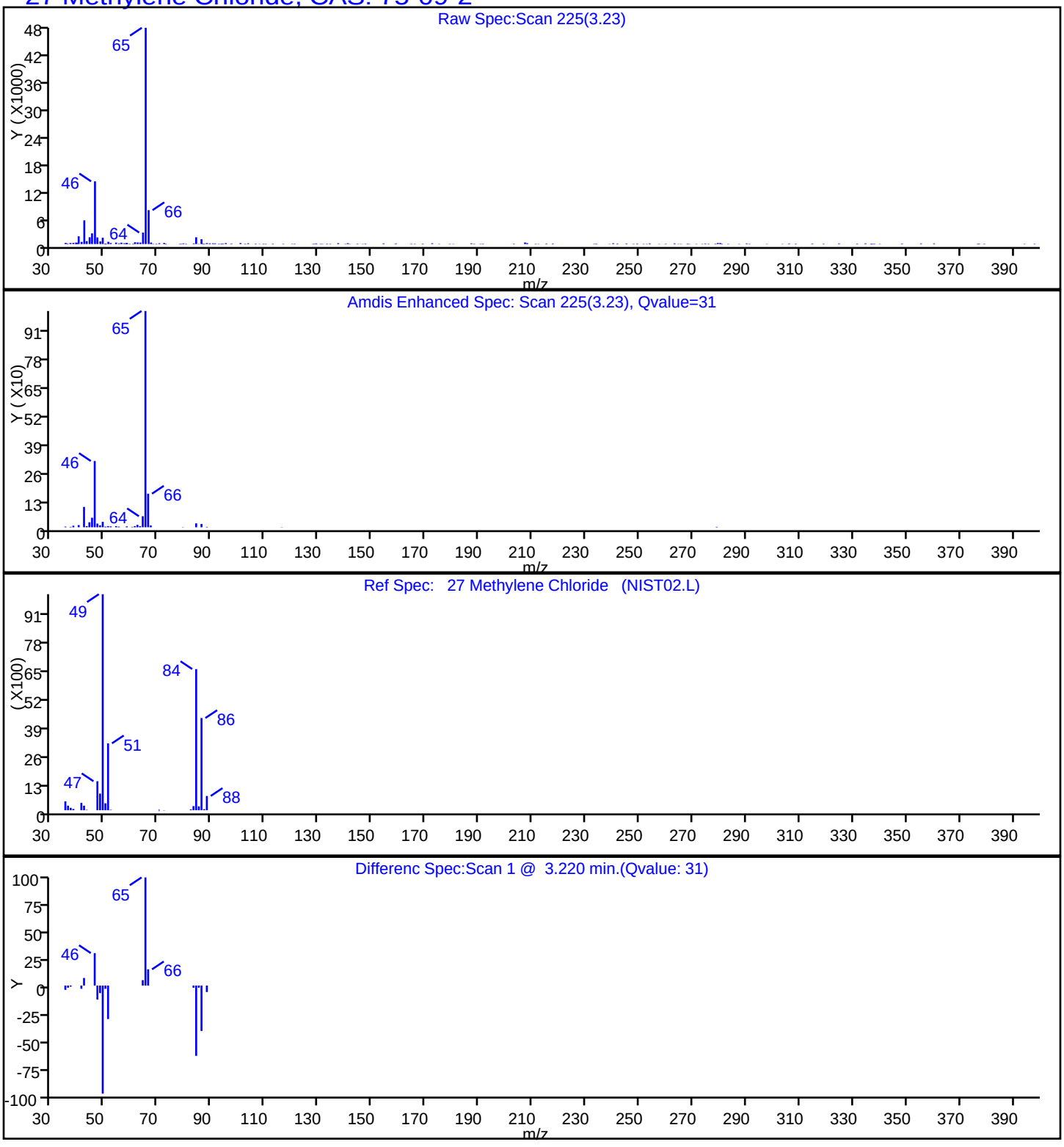

Report Date: 12-Mar-2018 18:02:47 Chrom Revision: 2.2 08-Feb-2018 13:38:42

TestAmerica Edison

Data File: \\ChromNA\Edison\ChromData\CVOAMS6\20180309-68582.b\F60623.D

Injection Date:	10-Mar-2018 01:54:30	Instrument ID:	CVOAMS6		
Lims ID:	460-151079-B-24	Lab Sample ID:	460-151079-24		
Client ID:	MW-544I				
Operator ID:		ALS Bottle#:	9	Worklist Smp#:	10
Purge Vol:	5.000 mL	Dil. Factor:	1.0000		
Method:	8260624W6	Limit Group:	VOA - 8260C DKQP Water and Solid		
Column:	Rtx-624 (0.25 mm)	Detector	MS SCAN		

83 Tetrachloroethene, CAS: 127-18-4

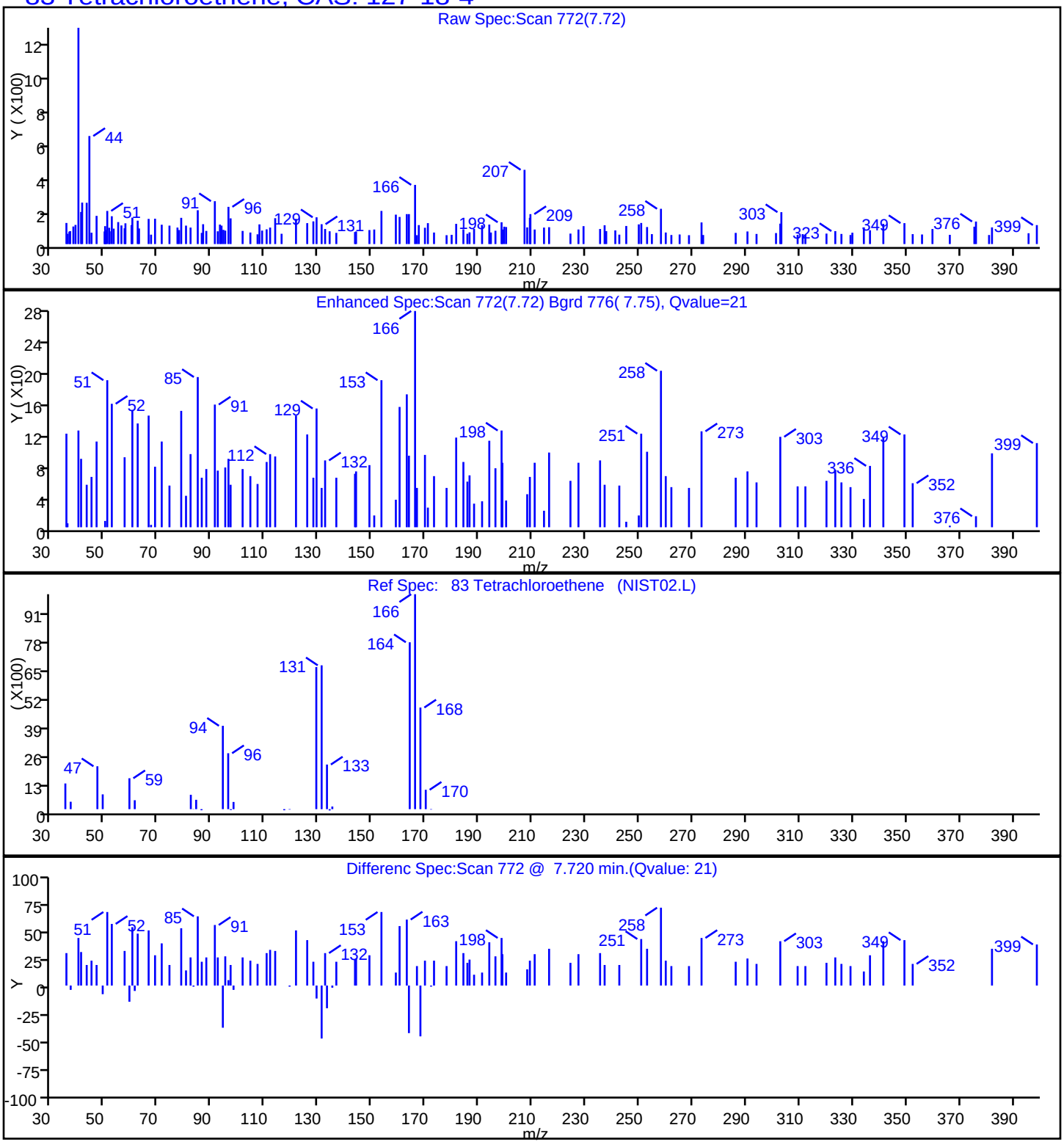

Report Date: 12-Mar-2018 18:02:47 Chrom Revision: 2.2 08-Feb-2018 13:38:42

TestAmerica Edison

Data File: \\ChromNA\Edison\ChromData\CVOAMS6\20180309-68582.b\F60623.D

Injection Date:	10-Mar-2018 01:54:30	Instrument ID:	CVOAMS6
Lims ID:	460-151079-B-24	Lab Sample ID:	460-151079-24
Client ID:	MW-544I		
Operator ID:		ALS Bottle#:	9 Worklist Smp#: 10
Purge Vol:	5.000 mL	Dil. Factor:	1.0000
Method:	8260624W6	Limit Group:	VOA - 8260C DKQP Water and Solid
Column:	Rtx-624 (0.25 mm)	Detector	MS SCAN

63 Trichloroethene, CAS: 79-01-6

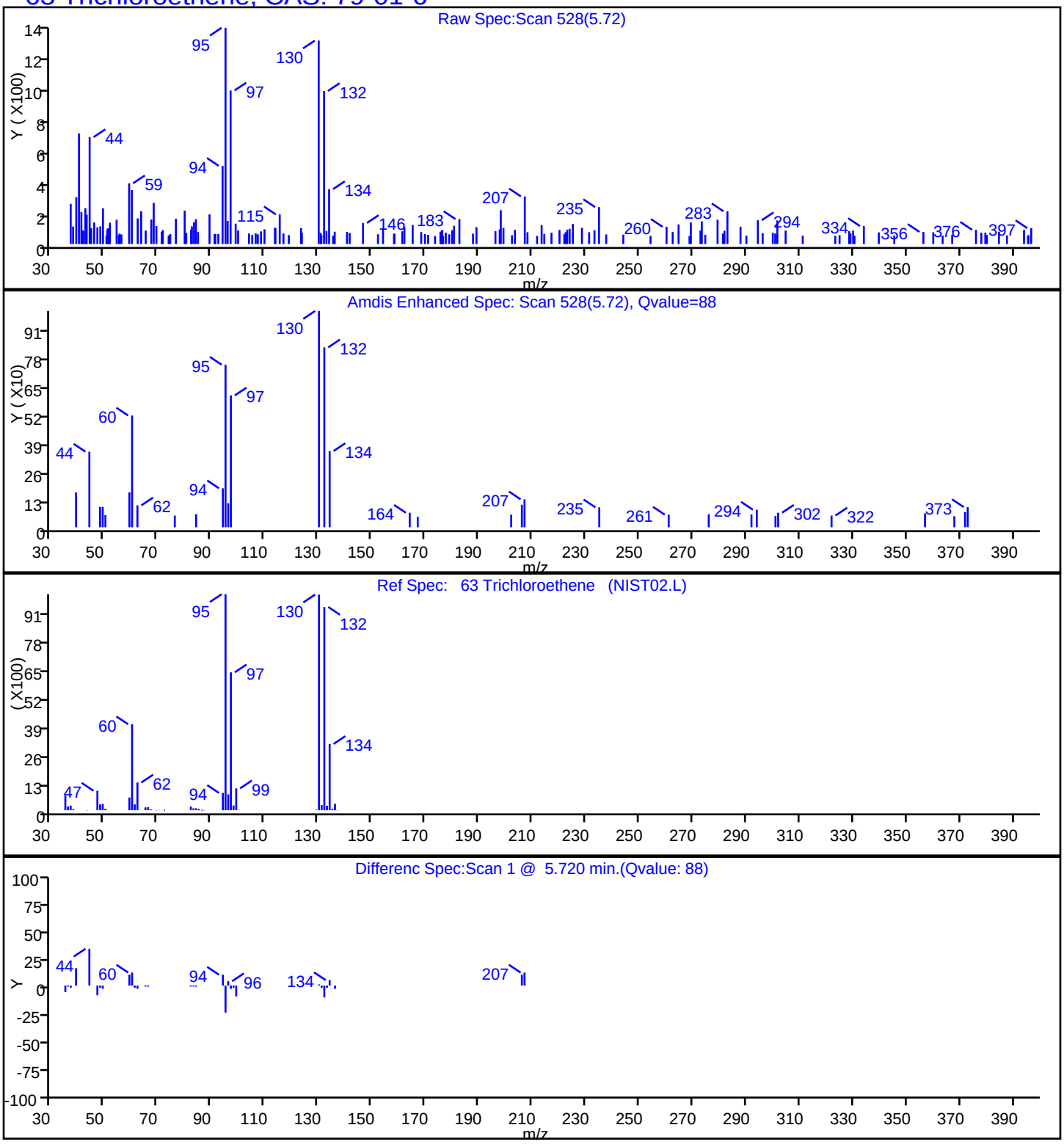

User Disabled Compound Report

TestAmerica Edison

Data File:	\\ChromNA\Edison\ChromData\CVOAMS6\20180309-68582.b\F60623.D		
Injection Date:	10-Mar-2018 01:54:30	Instrument ID:	CVOAMS6
Lims ID:	460-151079-B-24	Lab Sample ID:	460-151079-24
Client ID:	MW-544I		
Operator ID:		ALS Bottle#:	9 Worklist Smp#: 10
Purge Vol:	5.000 mL	Dil. Factor:	1.0000
Method:	8260624W6	Limit Group:	VOA - 8260C DKQP Water and Solid
Column:	Rtx-624 (0.25 mm)	Detector	MS SCAN

82 1,1,2-Trichloroethane, CAS: 79-00-5

Processing Results

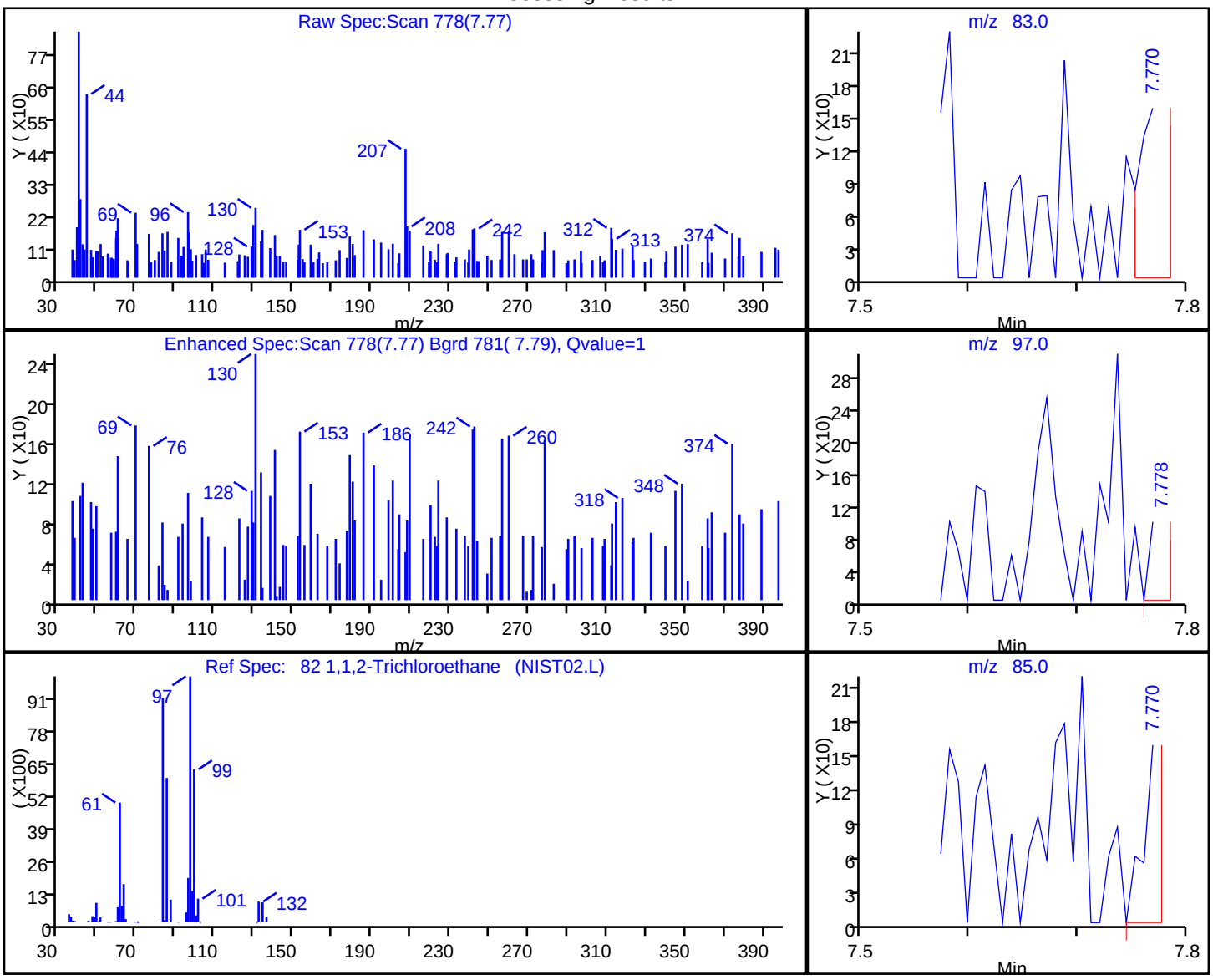

RT	Mass	Response	Amount
7.77	83.00	219	0.088830
7.78	97.00	105	
7.77	85.00	133	

Reviewer: delpolitov, 12-Mar-2018 18:02:44

Audit Action: Marked Compound Undetected Audit Reason: Invalid Compound ID

User Disabled Compound Report

TestAmerica Edison

Data File:	\\ChromNA\Edison\ChromData\CVOAMS6\20180309-68582.b\F60623.D		
Injection Date:	10-Mar-2018 01:54:30	Instrument ID:	CVOAMS6
Lims ID:	460-151079-B-24	Lab Sample ID:	460-151079-24
Client ID:	MW-544I		
Operator ID:		ALS Bottle#:	9 Worklist Smp#: 10
Purge Vol:	5.000 mL	Dil. Factor:	1.0000
Method:	8260624W6	Limit Group:	VOA - 8260C DKQP Water and Solid
Column:	Rtx-624 (0.25 mm)	Detector	MS SCAN

124 1,2-Dibromo-3-Chloropropane, CAS: 96-12-8

Processing Results

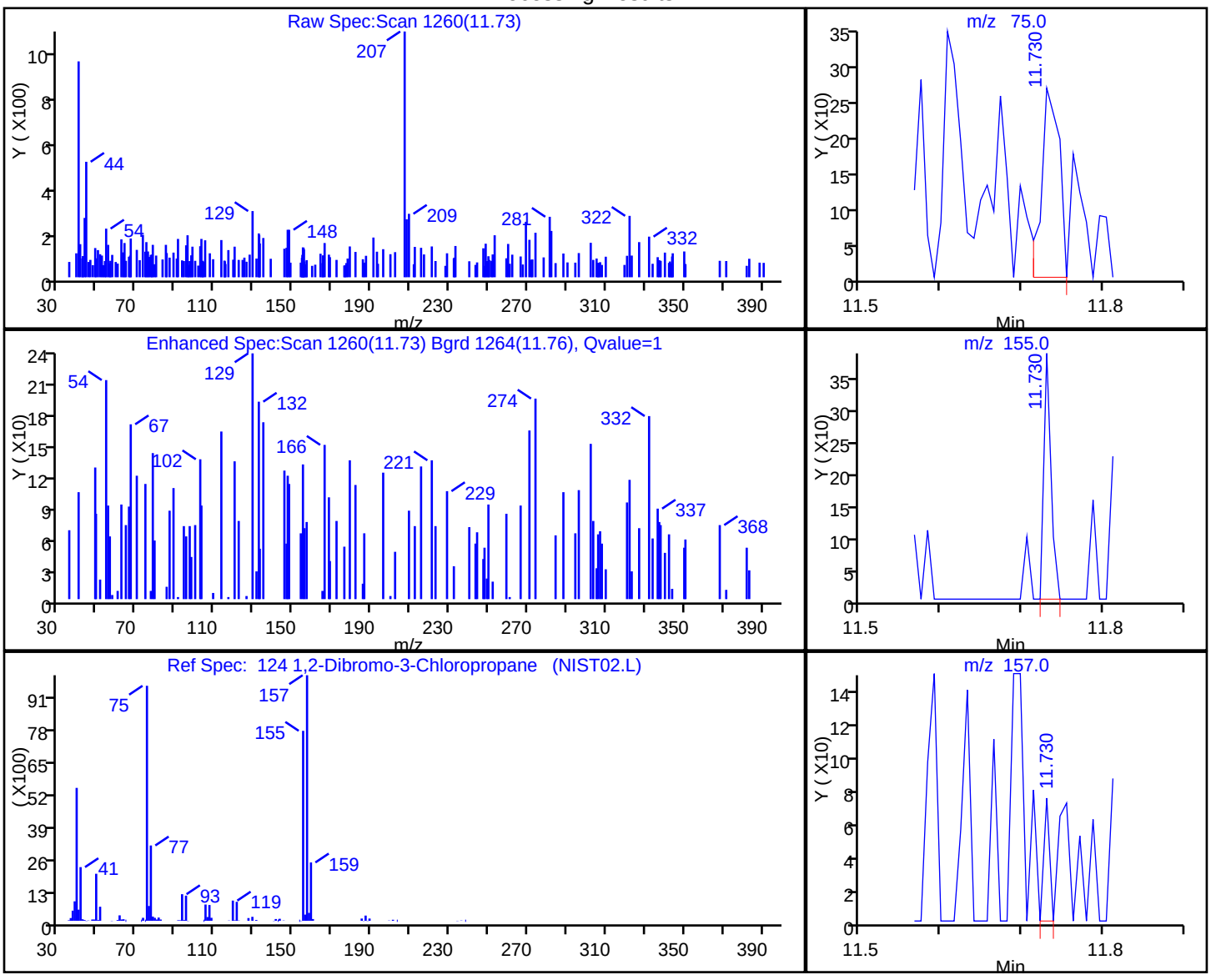

RT	Mass	Response	Amount
11.73	75.00	406	0.429424
11.73	155.00	236	
11.73	157.00	37	

Reviewer: delpolitov, 12-Mar-2018 18:02:44

Audit Action: Marked Compound Undetected Audit Reason: Invalid Compound ID

User Disabled Compound Report

TestAmerica Edison

Data File:	\\ChromNA\Edison\ChromData\CVOAMS6\20180309-68582.b\F60623.D		
Injection Date:	10-Mar-2018 01:54:30	Instrument ID:	CVOAMS6
Lims ID:	460-151079-B-24	Lab Sample ID:	460-151079-24
Client ID:	MW-544I		
Operator ID:		ALS Bottle#:	9 Worklist Smp#: 10
Purge Vol:	5.000 mL	Dil. Factor:	1.0000
Method:	8260624W6	Limit Group:	VOA - 8260C DKQP Water and Solid
Column:	Rtx-624 (0.25 mm)	Detector	MS SCAN

59 1,2-Dichloroethane, CAS: 107-06-2

Processing Results

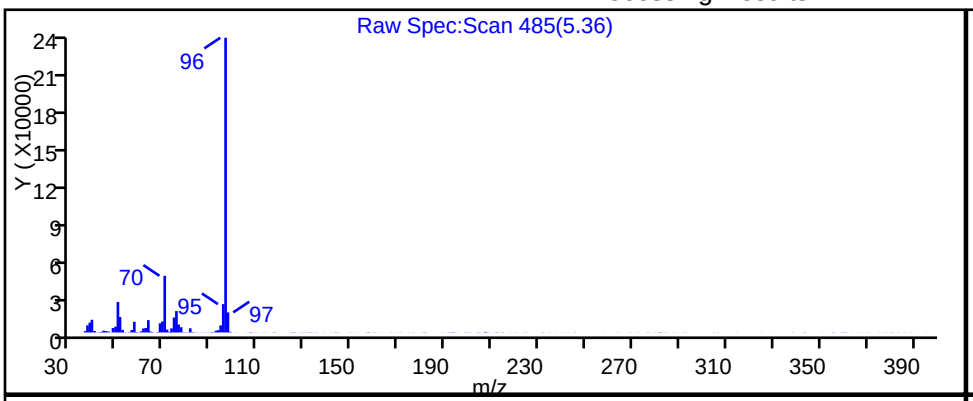

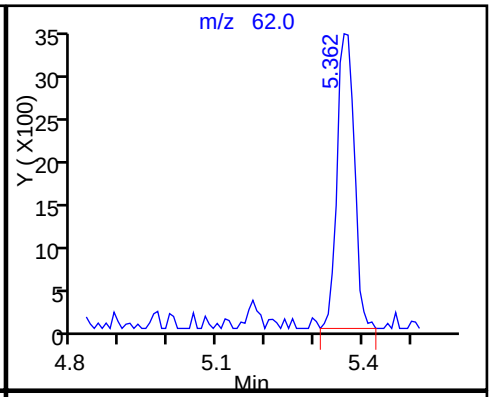

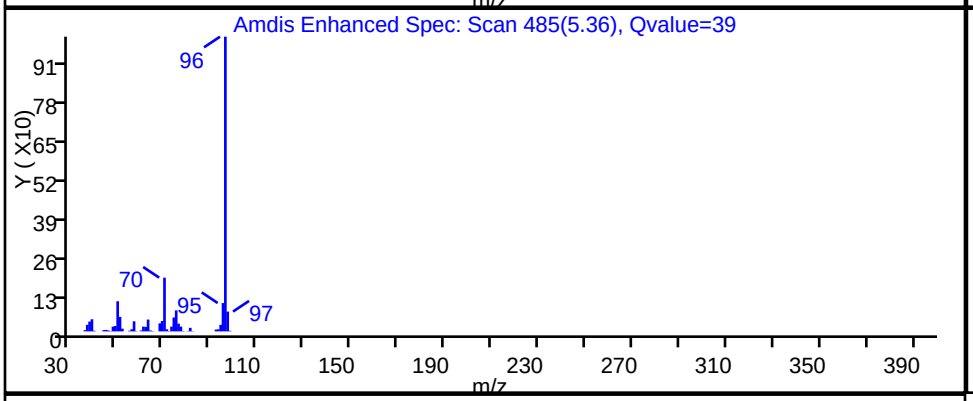

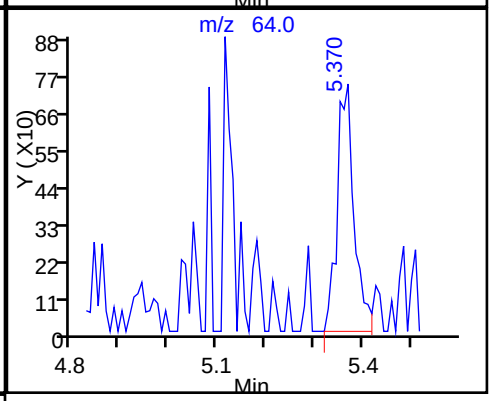

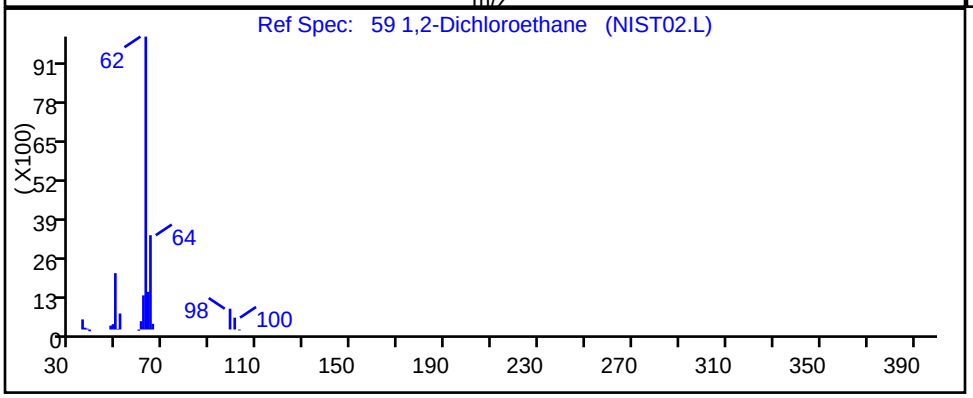

RT	Mass	Response	Amount
5.36	62.00	8678	1.993335
5.37	64.00	1792	

Reviewer: delpolitov, 12-Mar-2018 18:02:44

Audit Action: Marked Compound Undetected Audit Reason: Invalid Compound ID

User Disabled Compound Report

TestAmerica Edison

Data File:	\\ChromNA\Edison\ChromData\CVOAMS6\20180309-68582.b\F60623.D		
Injection Date:	10-Mar-2018 01:54:30	Instrument ID:	CVOAMS6
Lims ID:	460-151079-B-24	Lab Sample ID:	460-151079-24
Client ID:	MW-544I		
Operator ID:		ALS Bottle#:	9 Worklist Smp#: 10
Purge Vol:	5.000 mL	Dil. Factor:	1.0000
Method:	8260624W6	Limit Group:	VOA - 8260C DKQP Water and Solid
Column:	Rtx-624 (0.25 mm)	Detector	MS SCAN

41 2-Butanone (MEK), CAS: 78-93-3

Processing Results

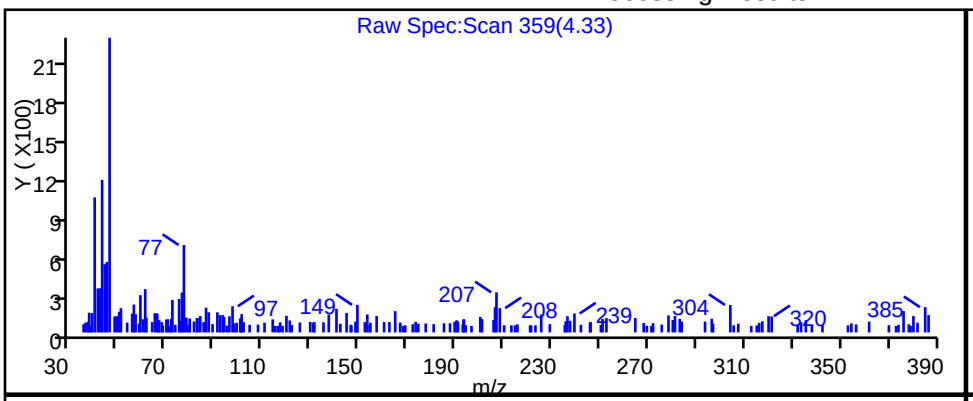

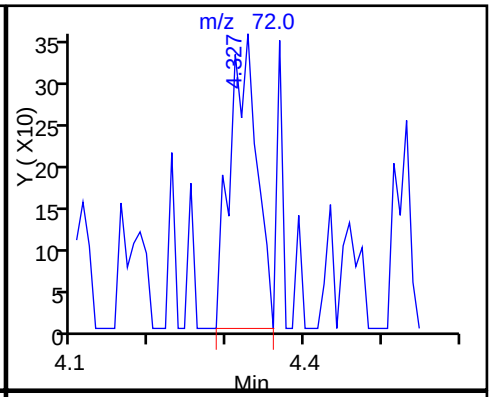

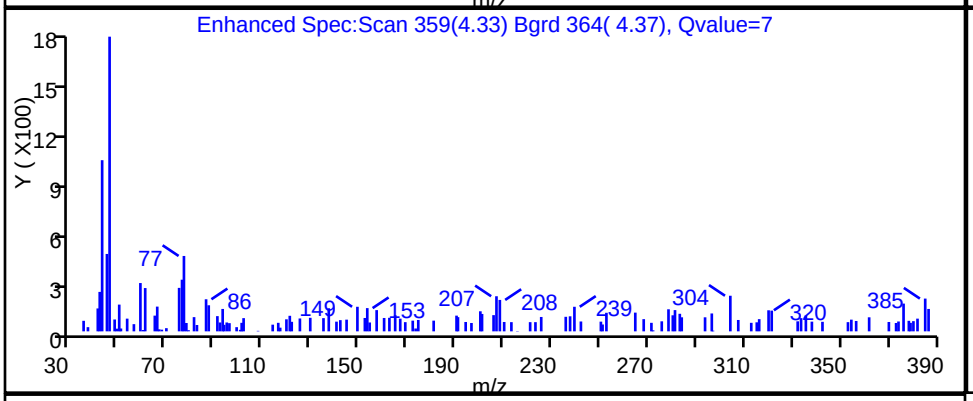

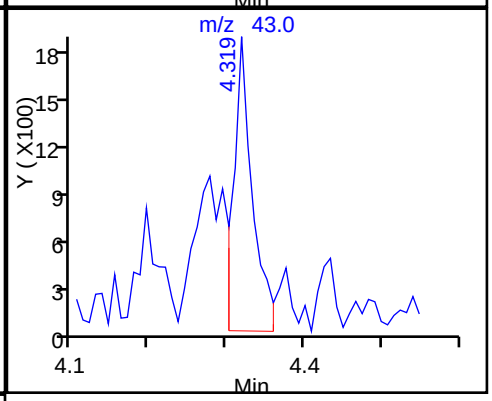

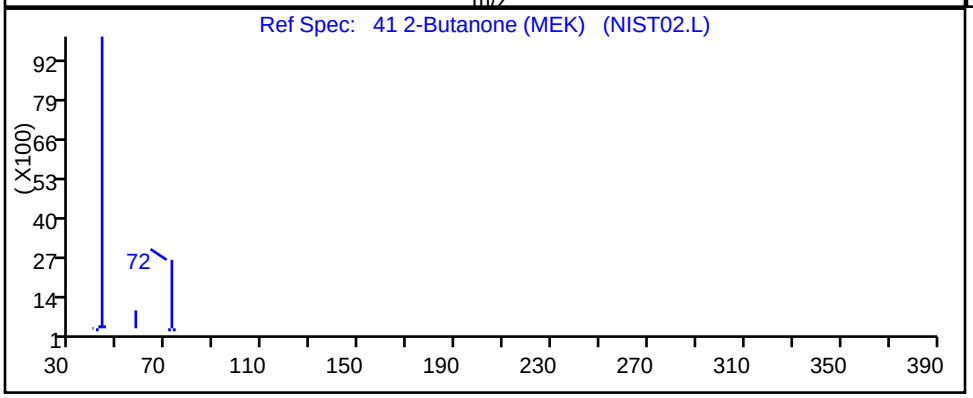

RT	Mass	Response	Amount
4.33	72.00	865	4.681477
4.32	43.00	2959	

Reviewer: delpolitov, 12-Mar-2018 18:02:44

Audit Action: Marked Compound Undetected Audit Reason: Invalid Compound ID

User Disabled Compound Report

TestAmerica Edison

Data File:	\\ChromNA\Edison\ChromData\CVOAMS6\20180309-68582.b\F60623.D		
Injection Date:	10-Mar-2018 01:54:30	Instrument ID:	CVOAMS6
Lims ID:	460-151079-B-24	Lab Sample ID:	460-151079-24
Client ID:	MW-544I		
Operator ID:		ALS Bottle#:	9 Worklist Smp#: 10
Purge Vol:	5.000 mL	Dil. Factor:	1.0000
Method:	8260624W6	Limit Group:	VOA - 8260C DKQP Water and Solid
Column:	Rtx-624 (0.25 mm)	Detector	MS SCAN

77 4-Methyl-2-pentanone (MIBK), CAS: 108-10-1

Processing Results

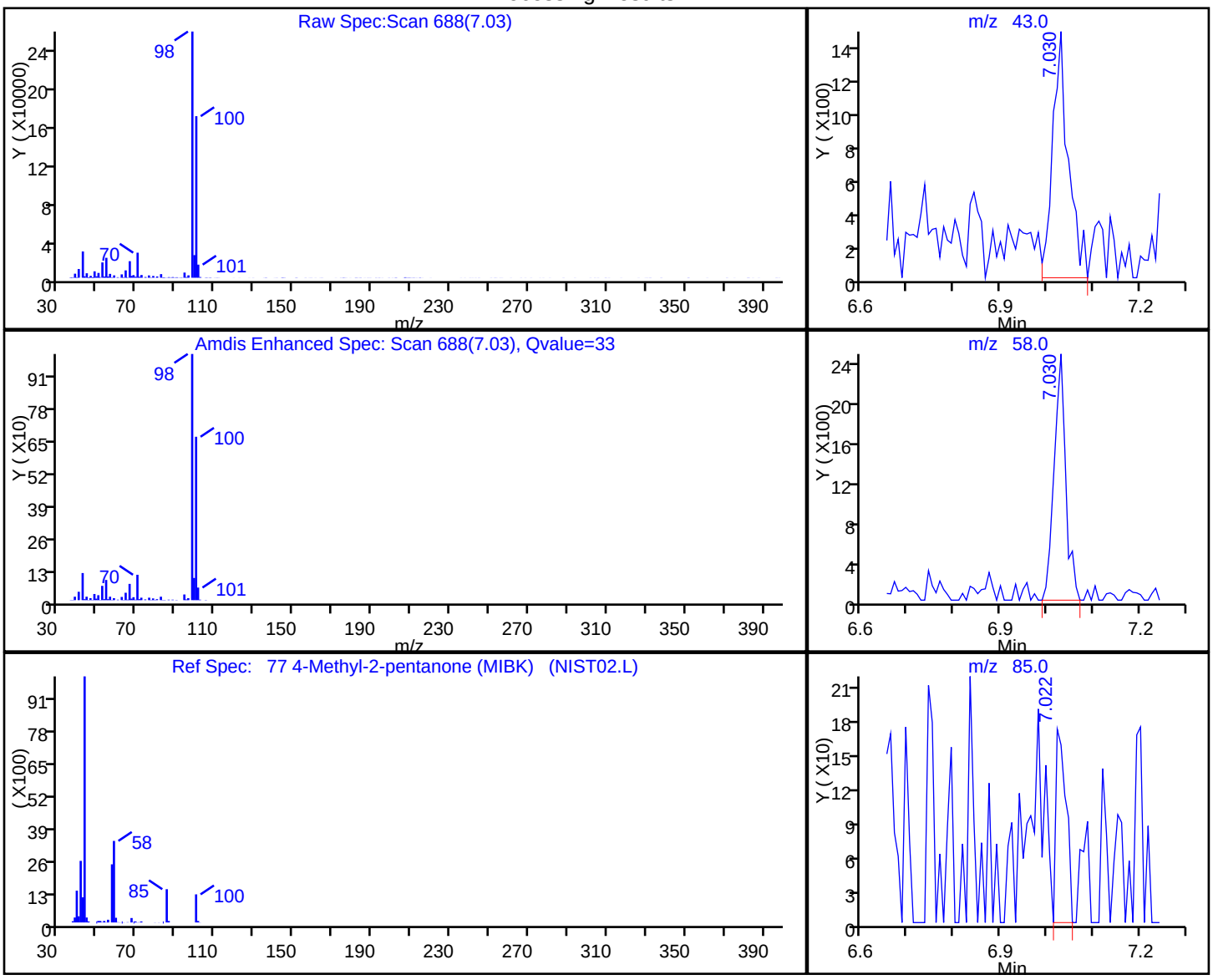

RT	Mass	Response	Amount
7.03	43.00	3407	1.406780
7.03	58.00	4221	
7.02	85.00	264	
7.03	100.00	331896	

Reviewer: delpolitov, 12-Mar-2018 18:02:44

Audit Action: Marked Compound Undetected Audit Reason: Invalid Compound ID

User Disabled Compound Report

TestAmerica Edison

Data File:	\\ChromNA\Edison\ChromData\CVOAMS6\20180309-68582.b\F60623.D		
Injection Date:	10-Mar-2018 01:54:30	Instrument ID:	CVOAMS6
Lims ID:	460-151079-B-24	Lab Sample ID:	460-151079-24
Client ID:	MW-544I		
Operator ID:		ALS Bottle#:	9 Worklist Smp#: 10
Purge Vol:	5.000 mL	Dil. Factor:	1.0000
Method:	8260624W6	Limit Group:	VOA - 8260C DKQP Water and Solid
Column:	Rtx-624 (0.25 mm)	Detector	MS SCAN

4 Vinyl chloride, CAS: 75-01-4

Processing Results

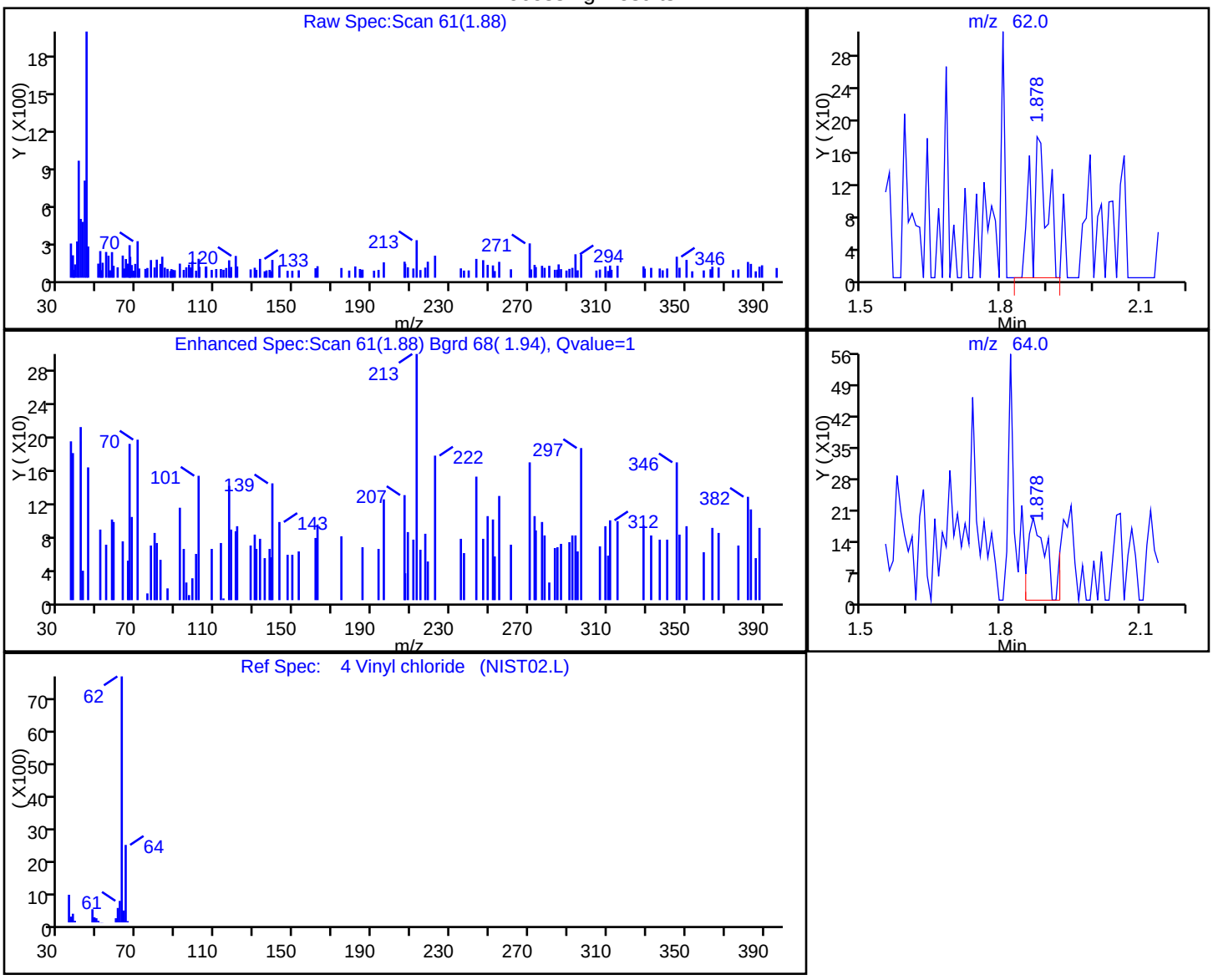

RT	Mass	Response	Amount
1.88	62.00	399	0.102129
1.88	64.00	507	

Reviewer: delpolitov, 12-Mar-2018 18:02:44

Audit Action: Marked Compound Undetected Audit Reason: Invalid Compound ID

FORM I
GC/MS VOA ORGANICS ANALYSIS DATA SHEET

Lab Name: TestAmerica Edison | Job No.: 460-151079-1

SDG No.:

Client Sample ID: MW-544D | Lab Sample ID: 460-151079-25

Matrix: Water | Lab File ID: F60624.D

Analysis Method: 8260C | Date Collected: 02/27/2018 11:35

Sample wt/vol: 5(mL) | Date Analyzed: 03/10/2018 02:17

Soil Aliquot Vol: | Dilution Factor: 1

Soil Extract Vol.: | GC Column: Rtx-624 ID: 0.25(mm)

% Moisture: | Level: (low/med) Low

Analysis Batch No.: 502566 | Units: ug/L

CAS NO.	COMPOUND NAME	RESULT	Q	RL	MDL
71-55-6	1,1,1-Trichloroethane	0.28	U	1.0	0.28
79-34-5	1,1,2,2-Tetrachloroethane	0.19	U	1.0	0.19
79-00-5	1,1,2-Trichloroethane	0.080	U	1.0	0.080
75-34-3	1,1-Dichloroethane	0.24	U	1.0	0.24
75-35-4	1,1-Dichloroethene	0.34	U	1.0	0.34
87-61-6	1,2,3-Trichlorobenzene	0.35	U	1.0	0.35
120-82-1	1,2,4-Trichlorobenzene	0.27	U	1.0	0.27
96-12-8	1,2-Dibromo-3-Chloropropane	0.23	U	1.0	0.23
106-93-4	1,2-Dibromoethane	0.19	U	1.0	0.19
95-50-1	1,2-Dichlorobenzene	0.22	U	1.0	0.22
107-06-2	1,2-Dichloroethane	0.25	U	1.0	0.25
78-87-5	1,2-Dichloropropane	0.18	U	1.0	0.18
541-73-1	1,3-Dichlorobenzene	0.33	U	1.0	0.33
106-46-7	1,4-Dichlorobenzene	0.33	U	1.0	0.33
123-91-1	1,4-Dioxane	8.7	U *	50	8.7
78-93-3	2-Butanone	2.2	U	5.0	2.2
591-78-6	2-Hexanone	0.72	U	5.0	0.72
108-10-1	4-Methyl-2-pentanone	0.63	U	5.0	0.63
67-64-1	Acetone	1.1	U	5.0	1.1
71-43-2	Benzene	0.090	U	1.0	0.090
74-97-5	Bromochloromethane	0.30	U	1.0	0.30
75-27-4	Bromodichloromethane	0.15	U	1.0	0.15
75-25-2	Bromoform	0.18	U	1.0	0.18
74-83-9	Bromomethane	0.18	U	1.0	0.18
75-15-0	Carbon disulfide	0.22	U	1.0	0.22
56-23-5	Carbon tetrachloride	0.33	U	1.0	0.33
108-90-7	Chlorobenzene	0.24	U	1.0	0.24
75-00-3	Chloroethane	0.37	U	1.0	0.37
67-66-3	Chloroform	0.22	U	1.0	0.22
74-87-3	Chloromethane	0.22	U	1.0	0.22
156-59-2	cis-1,2-Dichloroethene	0.26	U	1.0	0.26
10061-01-5	cis-1,3-Dichloropropene	0.16	U	1.0	0.16
110-82-7	Cyclohexane	0.26	U	1.0	0.26
124-48-1	Dibromochloromethane	0.22	U	1.0	0.22
75-71-8	Dichlorodifluoromethane	0.14	U	1.0	0.14
100-41-4	Ethylbenzene	0.30	U	1.0	0.30

FORM I
GC/MS VOA ORGANICS ANALYSIS DATA SHEET

Lab Name: TestAmerica Edison | Job No.: 460-151079-1

SDG No.:

Client Sample ID: MW-544D | Lab Sample ID: 460-151079-25

Matrix: Water | Lab File ID: F60624.D

Analysis Method: 8260C | Date Collected: 02/27/2018 11:35

Sample wt/vol: 5(mL) | Date Analyzed: 03/10/2018 02:17

Soil Aliquot Vol: | Dilution Factor: 1

Soil Extract Vol.: | GC Column: Rtx-624 ID: 0.25(mm)

% Moisture: | Level: (low/med) Low

Analysis Batch No.: 502566 | Units: ug/L

CAS NO.	COMPOUND NAME	RESULT	Q	RL	MDL
76-13-1	Freon TF	0.34	U	1.0	0.34
98-82-8	Isopropylbenzene	0.32	U	1.0	0.32
179601-23-1	m&p-Xylene	0.28	U	1.0	0.28
79-20-9	Methyl acetate	0.58	U	5.0	0.58
108-87-2	Methylcyclohexane	0.22	U	1.0	0.22
75-09-2	Methylene Chloride	0.78	J	1.0	0.21
1634-04-4	MTBE	0.13	U	1.0	0.13
95-47-6	o-Xylene	0.32	U	1.0	0.32
100-42-5	Styrene	0.17	U	1.0	0.17
127-18-4	Tetrachloroethene	0.12	U	1.0	0.12
108-88-3	Toluene	0.25	U	1.0	0.25
156-60-5	trans-1,2-Dichloroethene	0.18	U	1.0	0.18
10061-02-6	trans-1,3-Dichloropropene	0.19	U	1.0	0.19
79-01-6	Trichloroethene	0.31	J	1.0	0.22
75-69-4	Trichlorofluoromethane	0.15	U	1.0	0.15
75-01-4	Vinyl chloride	0.060	U	1.0	0.060

CAS NO.	SURROGATE	%REC	Q	LIMITS
17060-07-0	1,2-Dichloroethane-d4 (Surr)	99		70-130
460-00-4	Bromofluorobenzene	103		70-130
1868-53-7	Dibromofluoromethane (Surr)	104		70-130
2037-26-5	Toluene-d8 (Surr)	98		70-130

FORM I
GC/MS VOA ORGANICS ANALYSIS DATA SHEET
TENTATIVELY IDENTIFIED COMPOUNDS

Lab Name: TestAmerica Edison Job No.: 460-151079-1

SDG No.:

Client Sample ID: MW-544D Lab Sample ID: 460-151079-25

Matrix: Water Lab File ID: F60624.D

Analysis Method: 8260C Date Collected: 02/27/2018 11:35

Sample wt/vol: 5(mL) Date Analyzed: 03/10/2018 02:17

Soil Aliquot Vol: Dilution Factor: 1

Soil Extract Vol.: GC Column: Rtx-624 ID: 0.25(mm)

% Moisture: Level: (low/med) Low

Analysis Batch No.: 502566 Units: ug/L

Number TICs Found: 0 TIC Result Total: 0

CAS NO.	COMPOUND NAME	RT	RESULT	Q	MATCH QUALITY
	Tentatively Identified Compound		None		

TestAmerica Edison
Target Compound Quantitation Report

Data File: \\ChromNA\Edison\ChromData\CVOAMS6\20180309-68582.b\F60624.D
Lims ID: 460-151079-B-25
Client ID: MW-544D
Sample Type: Client
Inject. Date: 10-Mar-2018 02:17:30 ALS Bottle#: 10 Worklist Smp#: 11
Purge Vol: 5.000 mL Dil. Factor: 1.0000
Sample Info: 460-151079-B-25
Misc. Info.: 460-0068582-011
Operator ID: Instrument ID: CVOAMS6

Method: \\ChromNA\Edison\ChromData\CVOAMS6\20180309-68582.b\8260624W6.m
Limit Group: VOA - 8260C DKQP Water and Solid
Last Update: 12-Mar-2018 18:03:27 Calib Date: 09-Mar-2018 04:49:30
Integrator: RTE ID Type: Deconvolution ID
Quant Method: Internal Standard Quant By: Initial Calibration
Last ICal File: \\ChromNA\Edison\ChromData\CVOAMS6\20180309-68530.b\F60575.D

Column 1 : Rtx-624 (0.25 mm) Det: MS SCAN
Process Host: XAWRK008

First Level Reviewer: moroneyc Date: 12-Mar-2018 06:45:49

Compound	Sig	RT (min.)	Exp RT (min.)	Dlt RT (min.)	Q	Response	OnCol Amt ug/l	Flags
* 26 TBA-d9 (IS)	65	3.209	3.217	-0.008	0	224824	1000.0	
27 Methylene Chloride	84	3.218	3.234	-0.016	31	2843	0.7794	
* 38 2-Butanone-d5	46	4.269	4.277	-0.008	0	212167	250.0	
$ 51 Dibromofluoromethane (Surr	113	4.746	4.754	-0.008	98	147481	52.2	
$ 56 1,2-Dichloroethane-d4 (Sur	65	5.091	5.099	-0.008	0	149184	49.6	
* 61 Fluorobenzene	96	5.362	5.370	-0.008	99	487803	50.0	
63 Trichloroethene	95	5.715	5.724	-0.009	64	1028	0.3131	
* 67 1,4-Dioxane-d8	96	6.052	6.060	-0.008	0	23783	1000.0	
$ 78 Toluene-d8 (Surr)	98	7.030	7.030	0.000	99	486677	49.2	
* 89 Chlorobenzene-d5	117	8.813	8.821	-0.008	85	407996	50.0	
$ 100 4-Bromofluorobenzene	174	10.070	10.070	0.000	96	203224	51.7	
* 116 1,4-Dichlorobenzene-d4	152	10.941	10.941	0.000	94	283059	50.0	

Reagents:

VOA6IS/SURR_00009 Amount Added: 5.00 Units: uL Run Reagent

Report Date: 12-Mar-2018 18:03:28 Chrom Revision: 2.2 08-Feb-2018 13:38:42

TestAmerica Edison

Data File: \\ChromNA\Edison\ChromData\CVOAMS6\20180309-68582.b\F60624.D

Injection Date:	10-Mar-2018 02:17:30	Instrument ID:	CVOAMS6	Operator ID:	
Lims ID:	460-151079-B-25	Lab Sample ID:	460-151079-25	Worklist Smp#:	11
Client ID:	MW-544D				
Purge Vol:	5.000 mL	Dil. Factor:	1.0000	ALS Bottle#:	10
Method:	8260624W6	Limit Group:	VOA - 8260C DKQP Water and Solid		

Column: Rtx-624 (0.25 mm)

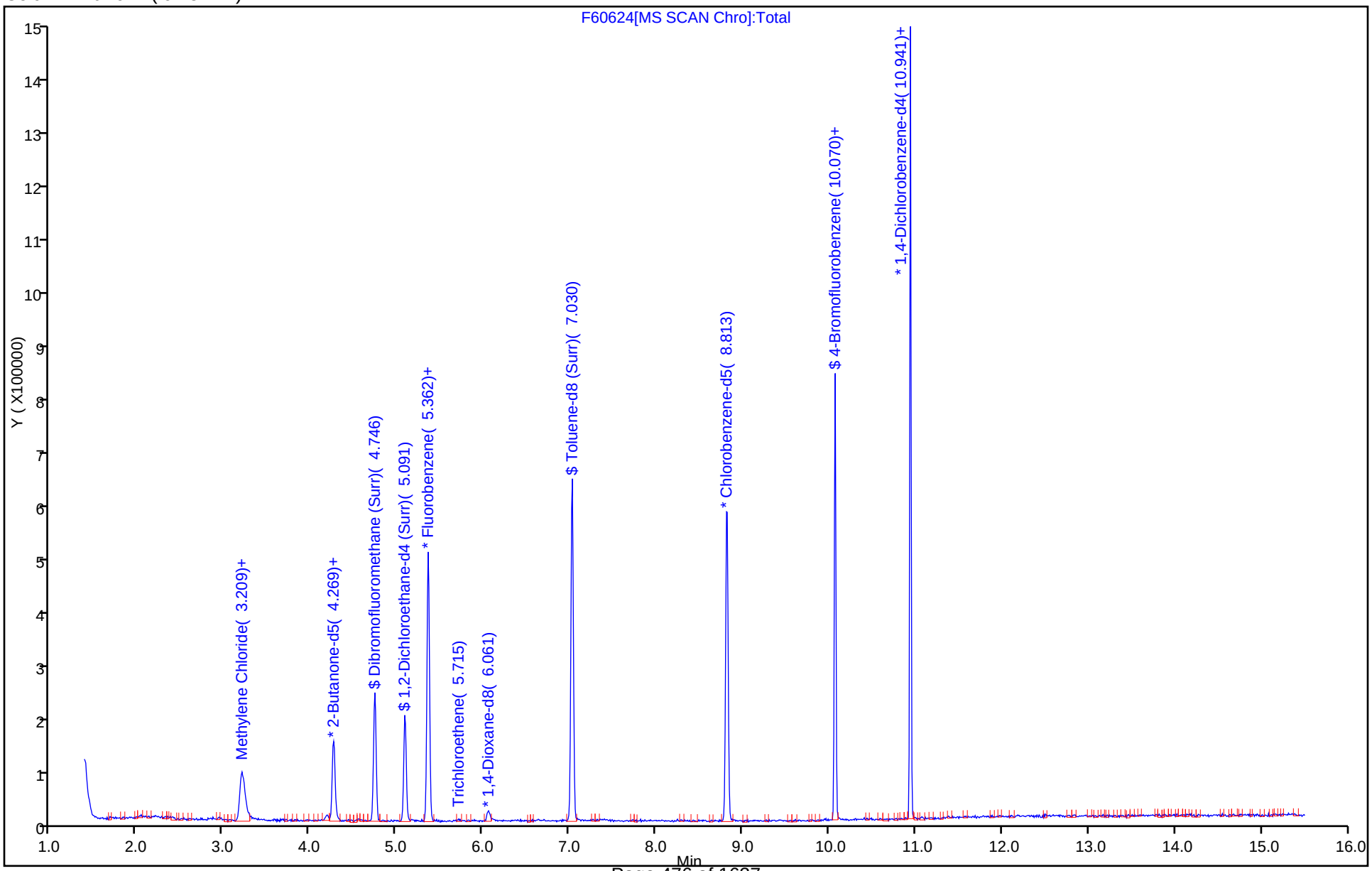

Report Date: 12-Mar-2018 18:03:29 Chrom Revision: 2.2 08-Feb-2018 13:38:42

TestAmerica Edison

Data File: \\ChromNA\Edison\ChromData\CVOAMS6\20180309-68582.b\F60624.D

Injection Date:	10-Mar-2018 02:17:30	Instrument ID:	CVOAMS6
Lims ID:	460-151079-B-25	Lab Sample ID:	460-151079-25
Client ID:	MW-544D		
Operator ID:		ALS Bottle#:	10 Worklist Smp#: 11
Purge Vol:	5.000 mL	Dil. Factor:	1.0000
Method:	8260624W6	Limit Group:	VOA - 8260C DKQP Water and Solid
Column:	Rtx-624 (0.25 mm)	Detector	MS SCAN

27 Methylene Chloride, CAS: 75-09-2

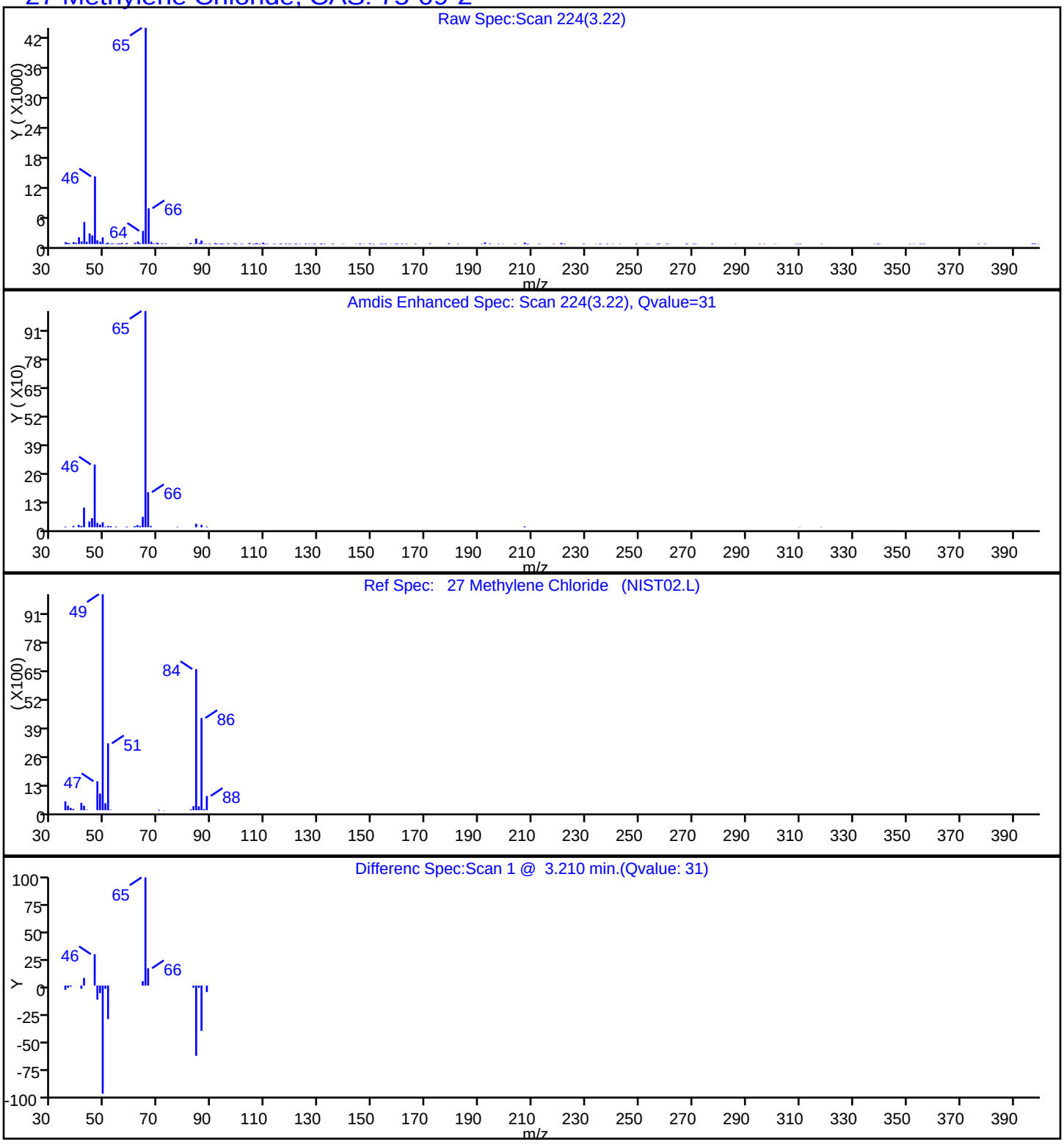

Report Date: 12-Mar-2018 18:03:29 Chrom Revision: 2.2 08-Feb-2018 13:38:42

TestAmerica Edison

Data File: \\ChromNA\Edison\ChromData\CVOAMS6\20180309-68582.b\F60624.D

Injection Date:	10-Mar-2018 02:17:30	Instrument ID:	CVOAMS6
Lims ID:	460-151079-B-25	Lab Sample ID:	460-151079-25
Client ID:	MW-544D		
Operator ID:		ALS Bottle#:	10 Worklist Smp#: 11
Purge Vol:	5.000 mL	Dil. Factor:	1.0000
Method:	8260624W6	Limit Group:	VOA - 8260C DKQP Water and Solid
Column:	Rtx-624 (0.25 mm)	Detector	MS SCAN

63 Trichloroethene, CAS: 79-01-6

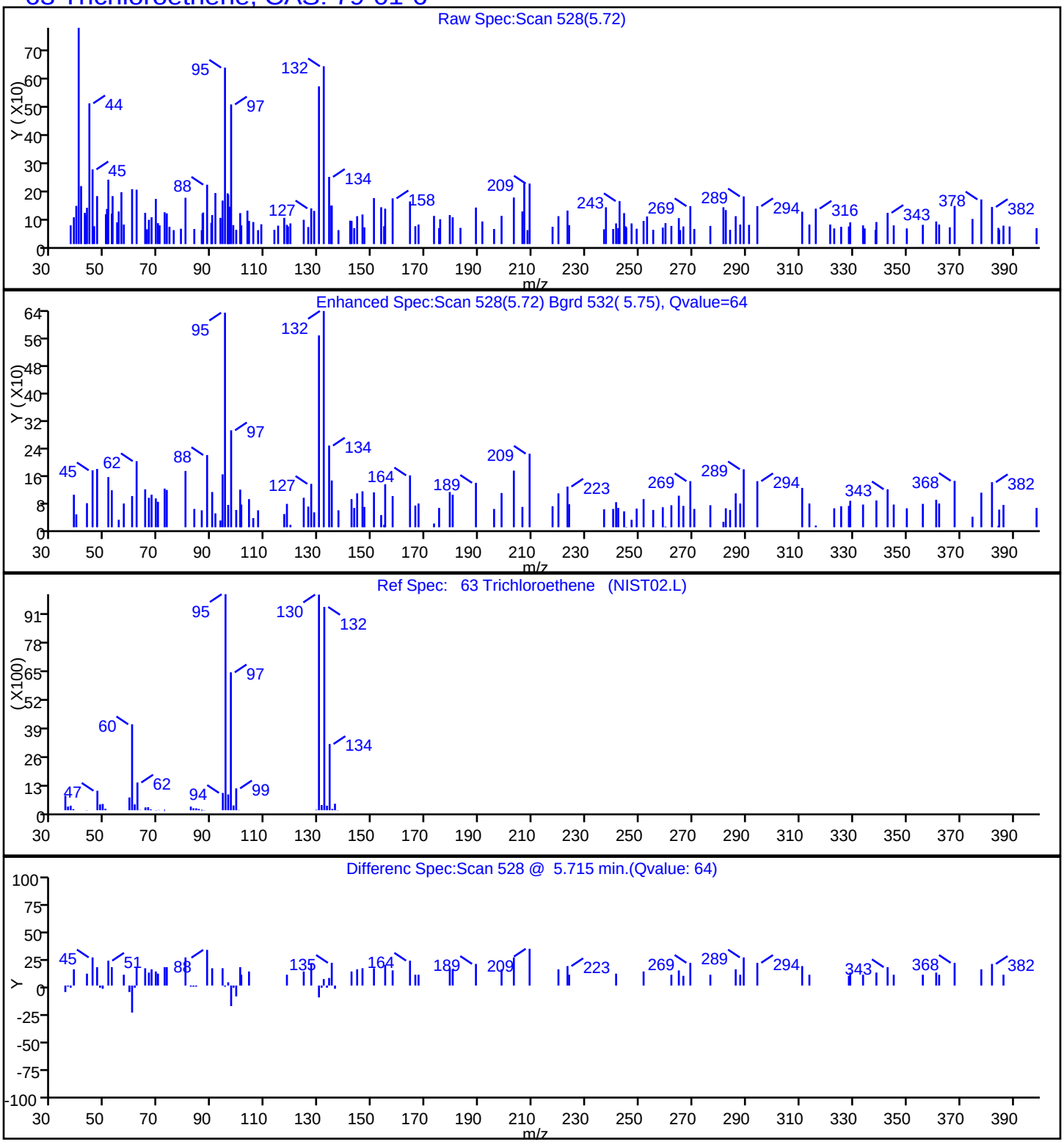

User Disabled Compound Report

TestAmerica Edison

Data File:	\\ChromNA\Edison\ChromData\CVOAMS6\20180309-68582.b\F60624.D		
Injection Date:	10-Mar-2018 02:17:30	Instrument ID:	CVOAMS6
Lims ID:	460-151079-B-25	Lab Sample ID:	460-151079-25
Client ID:	MW-544D		
Operator ID:		ALS Bottle#:	10 Worklist Smp#: 11
Purge Vol:	5.000 mL	Dil. Factor:	1.0000
Method:	8260624W6	Limit Group:	VOA - 8260C DKQP Water and Solid
Column:	Rtx-624 (0.25 mm)	Detector	MS SCAN

82 1,1,2-Trichloroethane, CAS: 79-00-5

Processing Results

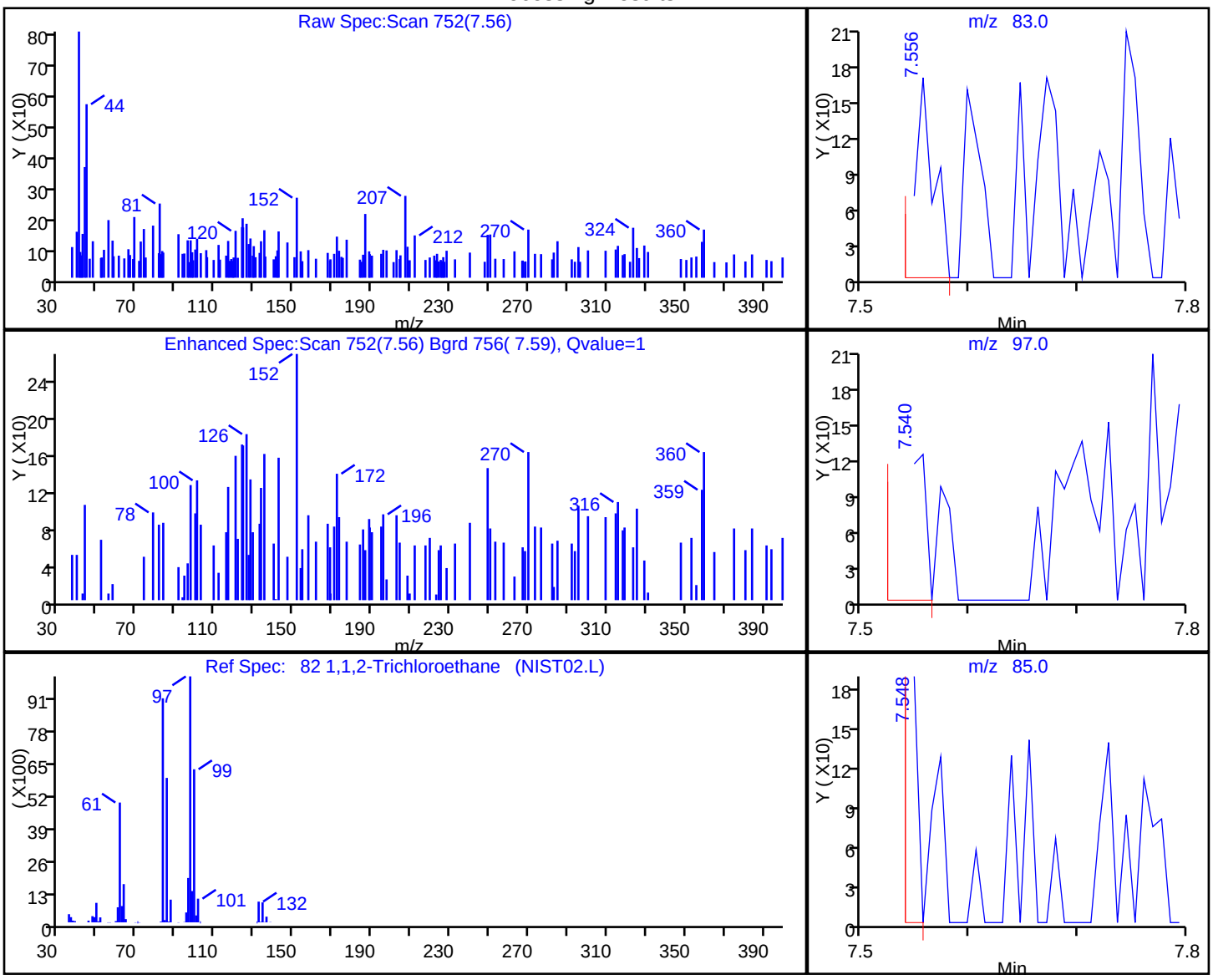

RT	Mass	Response	Amount
7.56	83.00	194	0.083683
7.54	97.00	276	
7.55	85.00	94	

Reviewer: delpolitov, 12-Mar-2018 18:03:27

Audit Action: Marked Compound Undetected Audit Reason: Invalid Compound ID

User Disabled Compound Report

TestAmerica Edison

Data File:	\\ChromNA\Edison\ChromData\CVOAMS6\20180309-68582.b\F60624.D		
Injection Date:	10-Mar-2018 02:17:30	Instrument ID:	CVOAMS6
Lims ID:	460-151079-B-25	Lab Sample ID:	460-151079-25
Client ID:	MW-544D		
Operator ID:		ALS Bottle#:	10 Worklist Smp#: 11
Purge Vol:	5.000 mL	Dil. Factor:	1.0000
Method:	8260624W6	Limit Group:	VOA - 8260C DKQP Water and Solid
Column:	Rtx-624 (0.25 mm)	Detector	MS SCAN

124 1,2-Dibromo-3-Chloropropane, CAS: 96-12-8

Processing Results

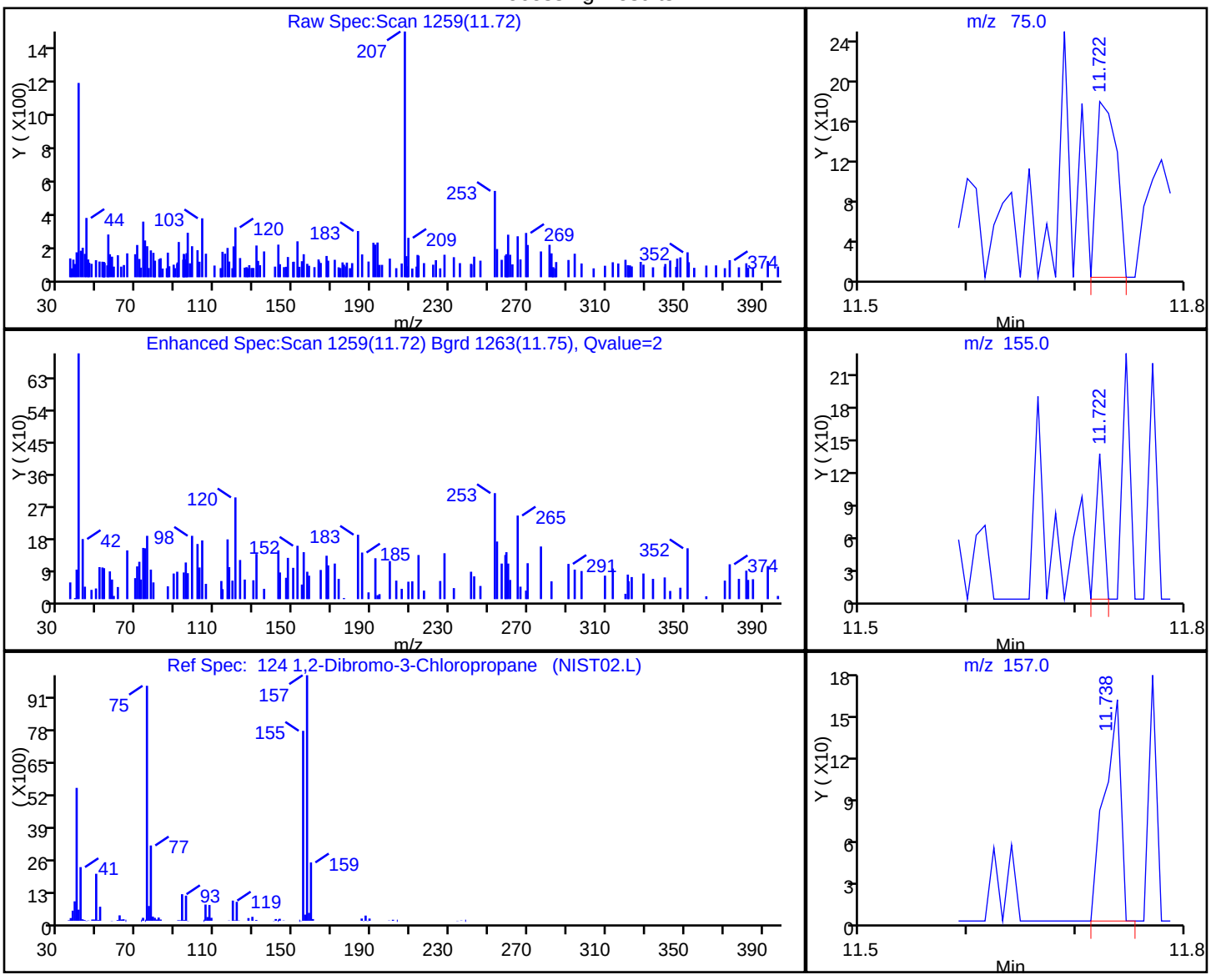

RT	Mass	Response	Amount
11.72	75.00	232	0.253817
11.72	155.00	65	
11.74	157.00	162	

Reviewer: delpolitov, 12-Mar-2018 18:03:27

Audit Action: Marked Compound Undetected Audit Reason: Invalid Compound ID

User Disabled Compound Report

TestAmerica Edison

Data File:	\\ChromNA\Edison\ChromData\CVOAMS6\20180309-68582.b\F60624.D		
Injection Date:	10-Mar-2018 02:17:30	Instrument ID:	CVOAMS6
Lims ID:	460-151079-B-25	Lab Sample ID:	460-151079-25
Client ID:	MW-544D		
Operator ID:		ALS Bottle#:	10 Worklist Smp#: 11
Purge Vol:	5.000 mL	Dil. Factor:	1.0000
Method:	8260624W6	Limit Group:	VOA - 8260C DKQP Water and Solid
Column:	Rtx-624 (0.25 mm)	Detector	MS SCAN

59 1,2-Dichloroethane, CAS: 107-06-2

Processing Results

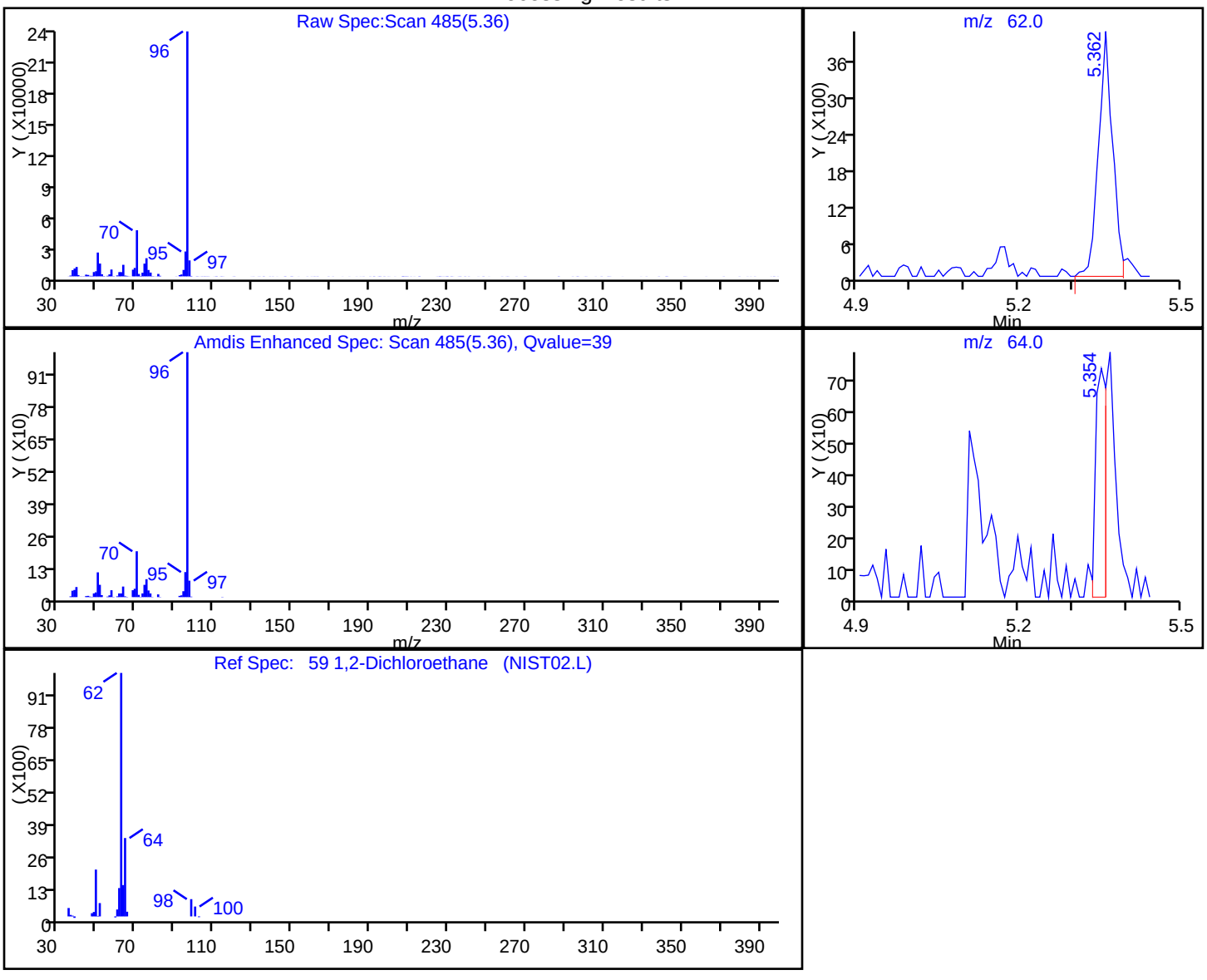

RT	Mass	Response	Amount
5.36	62.00	7431	1.789522
5.35	64.00	1035	

Reviewer: delpolitov, 12-Mar-2018 18:03:27

Audit Action: Marked Compound Undetected Audit Reason: Invalid Compound ID

User Disabled Compound Report

TestAmerica Edison

Data File:	\\ChromNA\Edison\ChromData\CVOAMS6\20180309-68582.b\F60624.D		
Injection Date:	10-Mar-2018 02:17:30	Instrument ID:	CVOAMS6
Lims ID:	460-151079-B-25	Lab Sample ID:	460-151079-25
Client ID:	MW-544D		
Operator ID:		ALS Bottle#:	10 Worklist Smp#: 11
Purge Vol:	5.000 mL	Dil. Factor:	1.0000
Method:	8260624W6	Limit Group:	VOA - 8260C DKQP Water and Solid
Column:	Rtx-624 (0.25 mm)	Detector	MS SCAN

69 1,4-Dioxane, CAS: 123-91-1

Processing Results

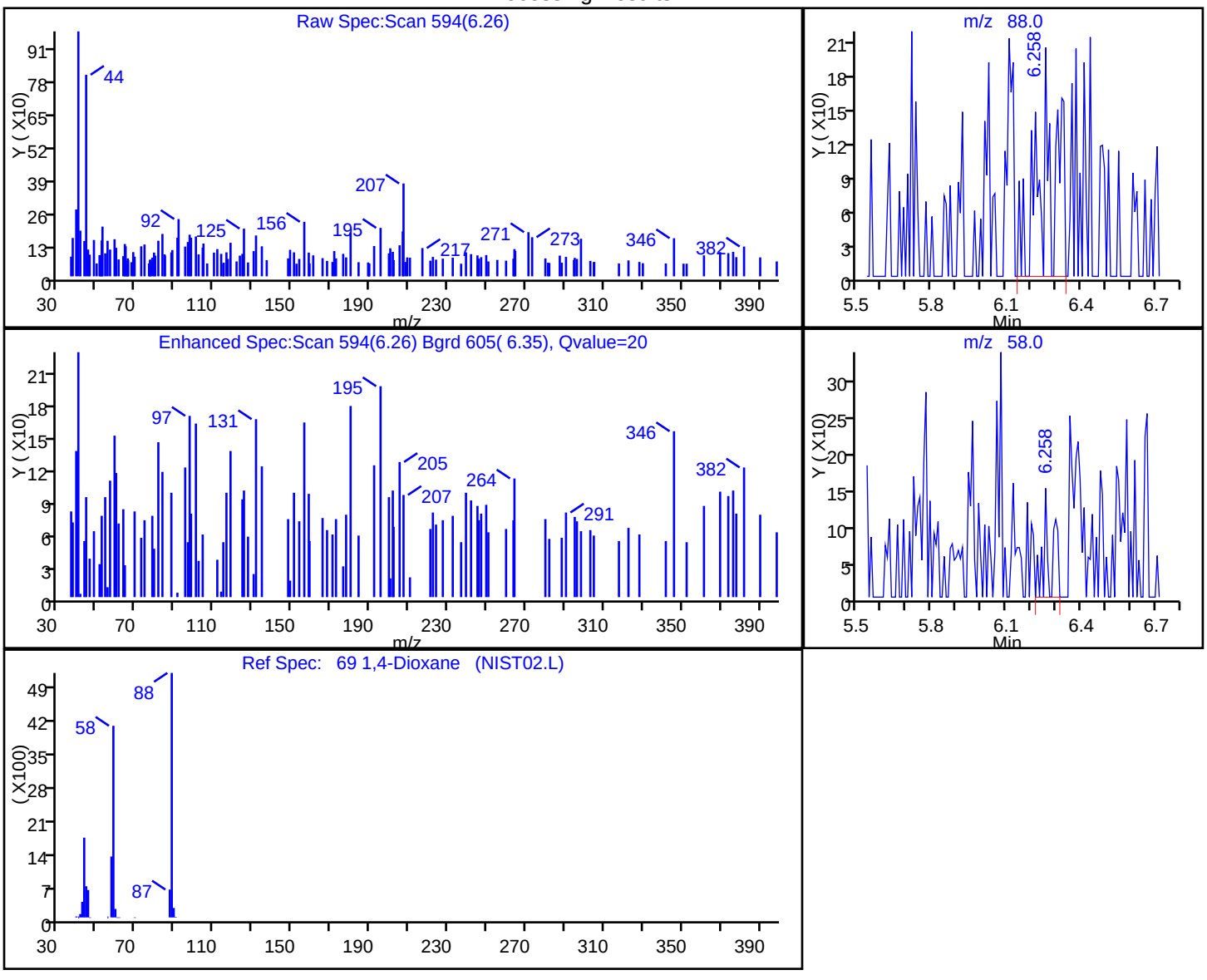

RT	Mass	Response	Amount
6.26	88.00	866	29.936886
6.26	58.00	300	

Reviewer: delpolitov, 12-Mar-2018 18:03:27

Audit Action: Marked Compound Undetected Audit Reason: Invalid Compound ID

User Disabled Compound Report

TestAmerica Edison

Data File:	\\ChromNA\Edison\ChromData\CVOAMS6\20180309-68582.b\F60624.D		
Injection Date:	10-Mar-2018 02:17:30	Instrument ID:	CVOAMS6
Lims ID:	460-151079-B-25	Lab Sample ID:	460-151079-25
Client ID:	MW-544D		
Operator ID:		ALS Bottle#:	10 Worklist Smp#: 11
Purge Vol:	5.000 mL	Dil. Factor:	1.0000
Method:	8260624W6	Limit Group:	VOA - 8260C DKQP Water and Solid
Column:	Rtx-624 (0.25 mm)	Detector	MS SCAN

41 2-Butanone (MEK), CAS: 78-93-3

Processing Results

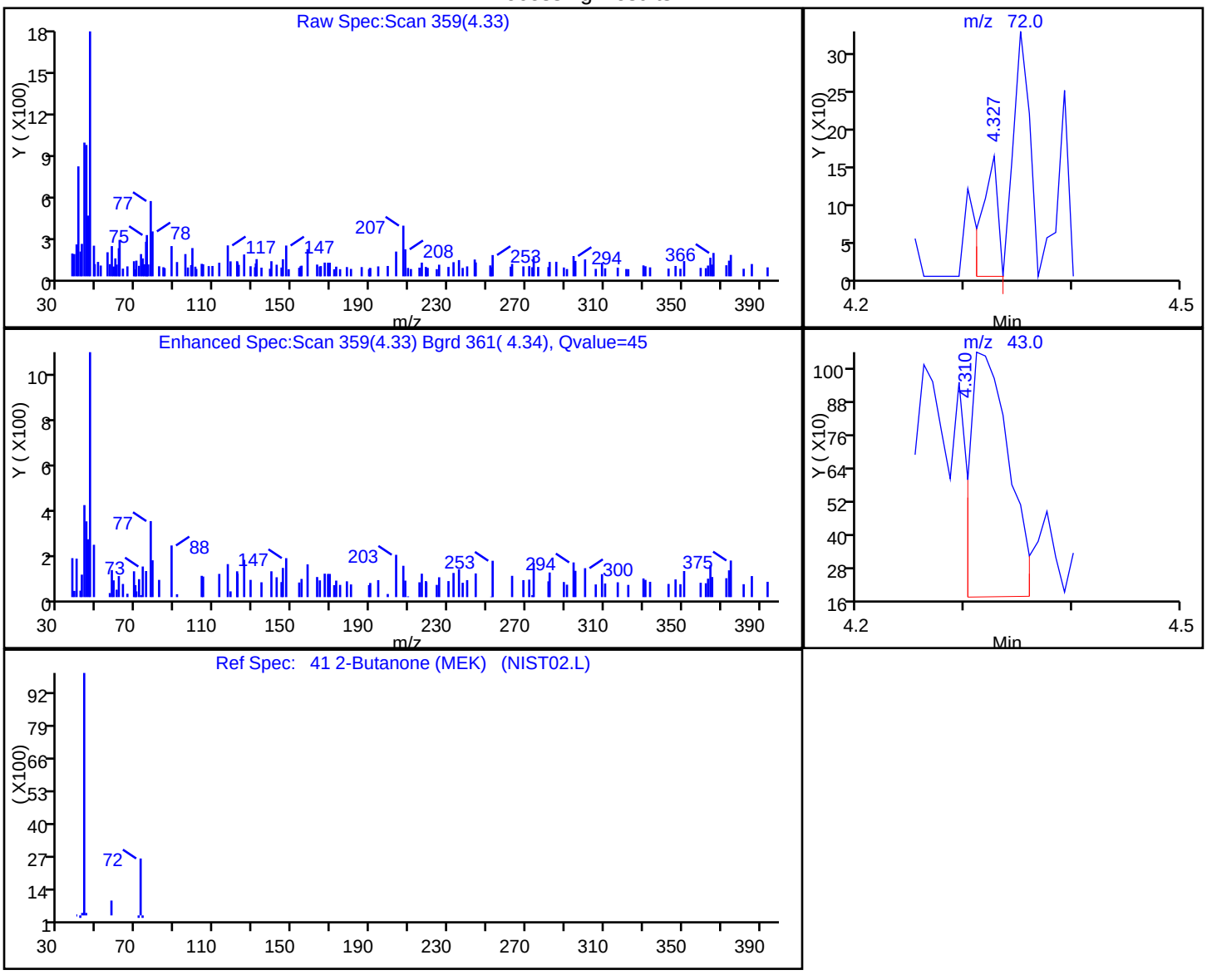

RT	Mass	Response	Amount
4.33	72.00	160	2.329069
4.31	43.00	2228	

Reviewer: delpolitov, 12-Mar-2018 18:03:27

Audit Action: Marked Compound Undetected Audit Reason: Invalid Compound ID

User Disabled Compound Report

TestAmerica Edison

Data File:	\\ChromNA\Edison\ChromData\CVOAMS6\20180309-68582.b\F60624.D		
Injection Date:	10-Mar-2018 02:17:30	Instrument ID:	CVOAMS6
Lims ID:	460-151079-B-25	Lab Sample ID:	460-151079-25
Client ID:	MW-544D		
Operator ID:		ALS Bottle#:	10 Worklist Smp#: 11
Purge Vol:	5.000 mL	Dil. Factor:	1.0000
Method:	8260624W6	Limit Group:	VOA - 8260C DKQP Water and Solid
Column:	Rtx-624 (0.25 mm)	Detector	MS SCAN

77 4-Methyl-2-pentanone (MIBK), CAS: 108-10-1

Processing Results

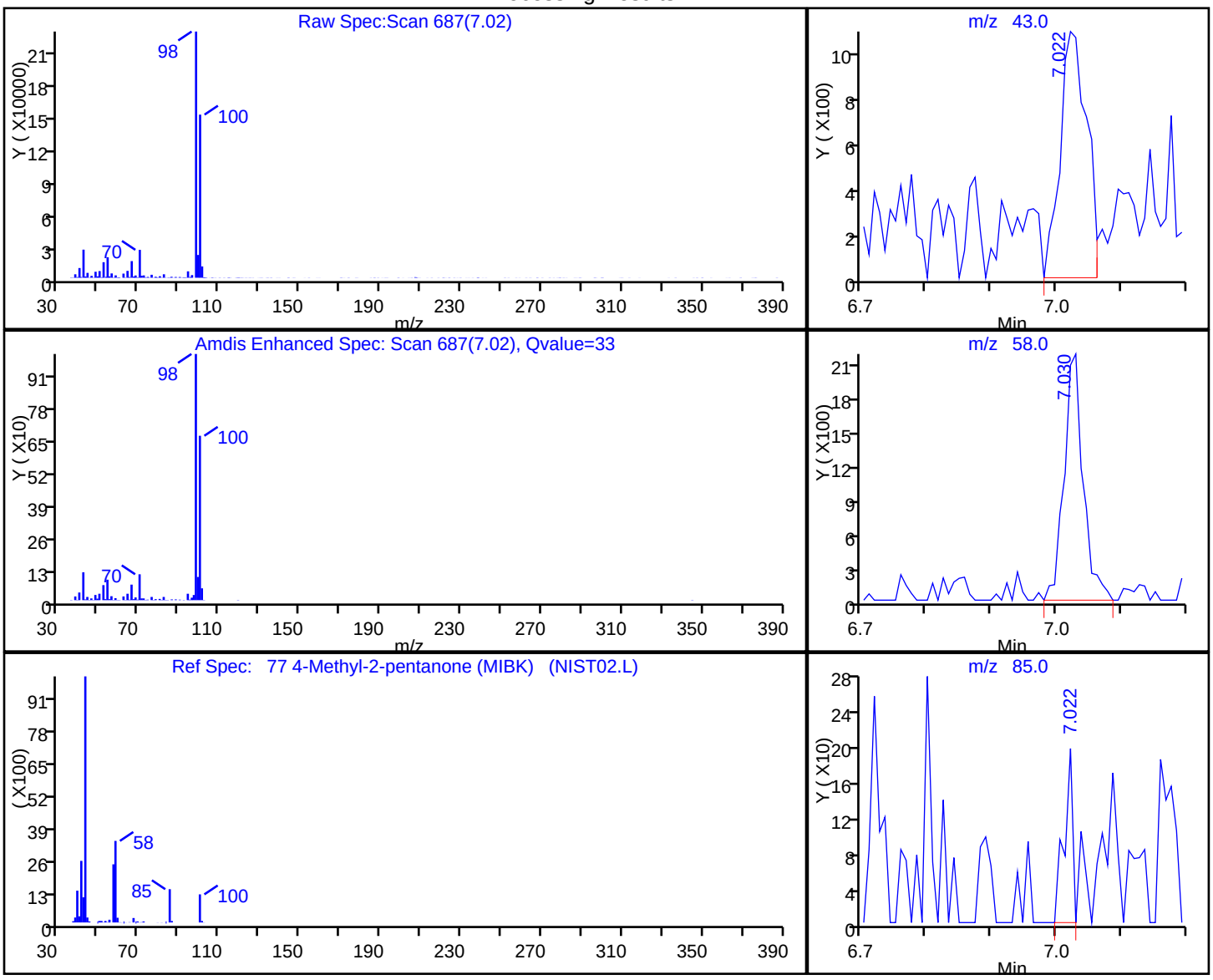

RT	Mass	Response	Amount
7.02	43.00	3038	1.329108
7.03	58.00	4509	
7.02	85.00	177	
7.03	100.00	319961	

Reviewer: delpolitov, 12-Mar-2018 18:03:27

Audit Action: Marked Compound Undetected Audit Reason: Invalid Compound ID

User Disabled Compound Report

TestAmerica Edison

Data File:	\\ChromNA\Edison\ChromData\CVOAMS6\20180309-68582.b\F60624.D		
Injection Date:	10-Mar-2018 02:17:30	Instrument ID:	CVOAMS6
Lims ID:	460-151079-B-25	Lab Sample ID:	460-151079-25
Client ID:	MW-544D		
Operator ID:		ALS Bottle#:	10 Worklist Smp#: 11
Purge Vol:	5.000 mL	Dil. Factor:	1.0000
Method:	8260624W6	Limit Group:	VOA - 8260C DKQP Water and Solid
Column:	Rtx-624 (0.25 mm)	Detector	MS SCAN

6 Bromomethane, CAS: 74-83-9

Processing Results

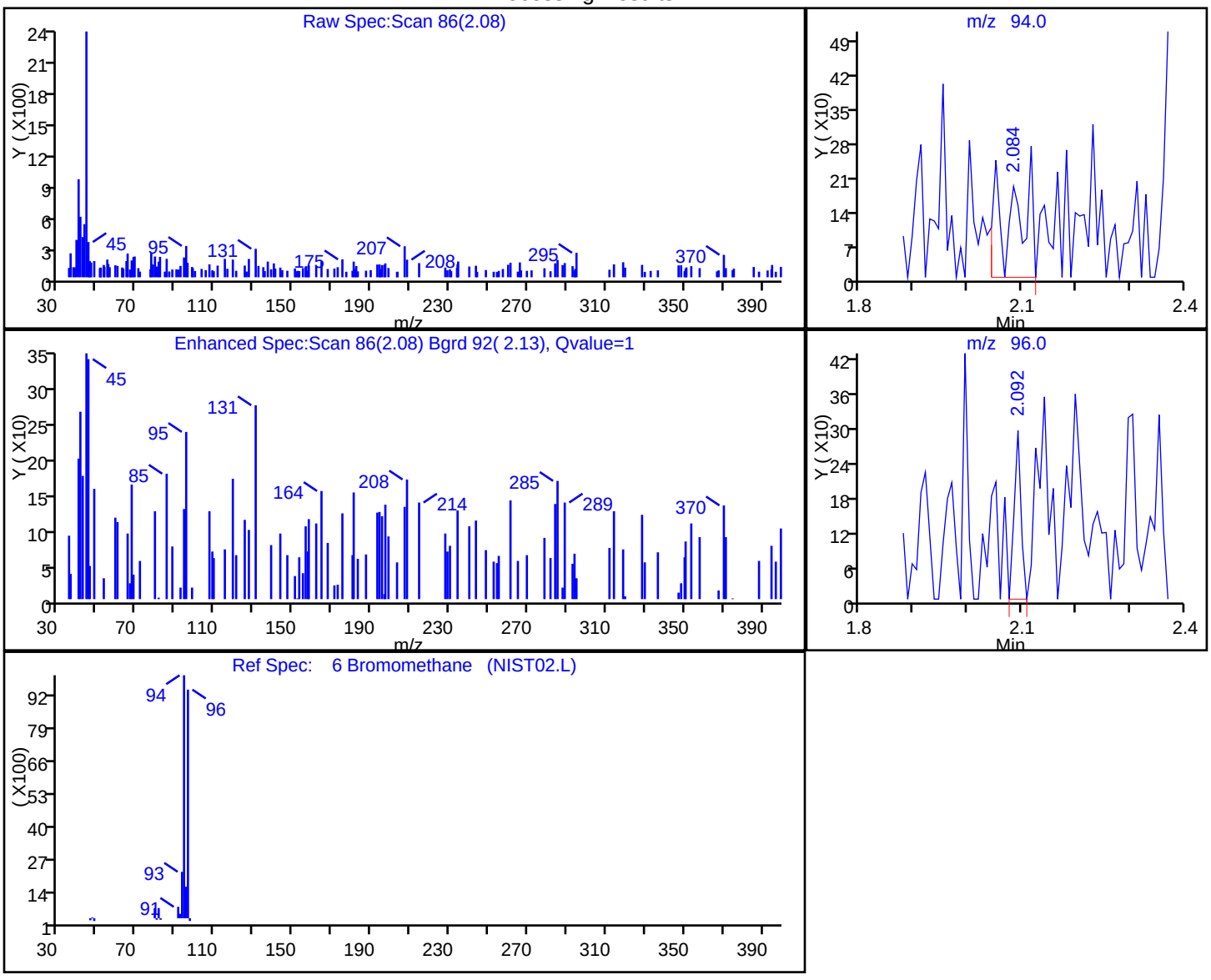

RT	Mass	Response	Amount
2.08	94.00	650	0.274771
2.09	96.00	257	

Reviewer: delpolitov, 12-Mar-2018 18:03:27

Audit Action: Marked Compound Undetected Audit Reason: Invalid Compound ID

User Disabled Compound Report

TestAmerica Edison

Data File:	\\ChromNA\Edison\ChromData\CVOAMS6\20180309-68582.b\F60624.D		
Injection Date:	10-Mar-2018 02:17:30	Instrument ID:	CVOAMS6
Lims ID:	460-151079-B-25	Lab Sample ID:	460-151079-25
Client ID:	MW-544D		
Operator ID:		ALS Bottle#:	10 Worklist Smp#: 11
Purge Vol:	5.000 mL	Dil. Factor:	1.0000
Method:	8260624W6	Limit Group:	VOA - 8260C DKQP Water and Solid
Column:	Rtx-624 (0.25 mm)	Detector	MS SCAN

7 Chloroethane, CAS: 75-00-3

Processing Results

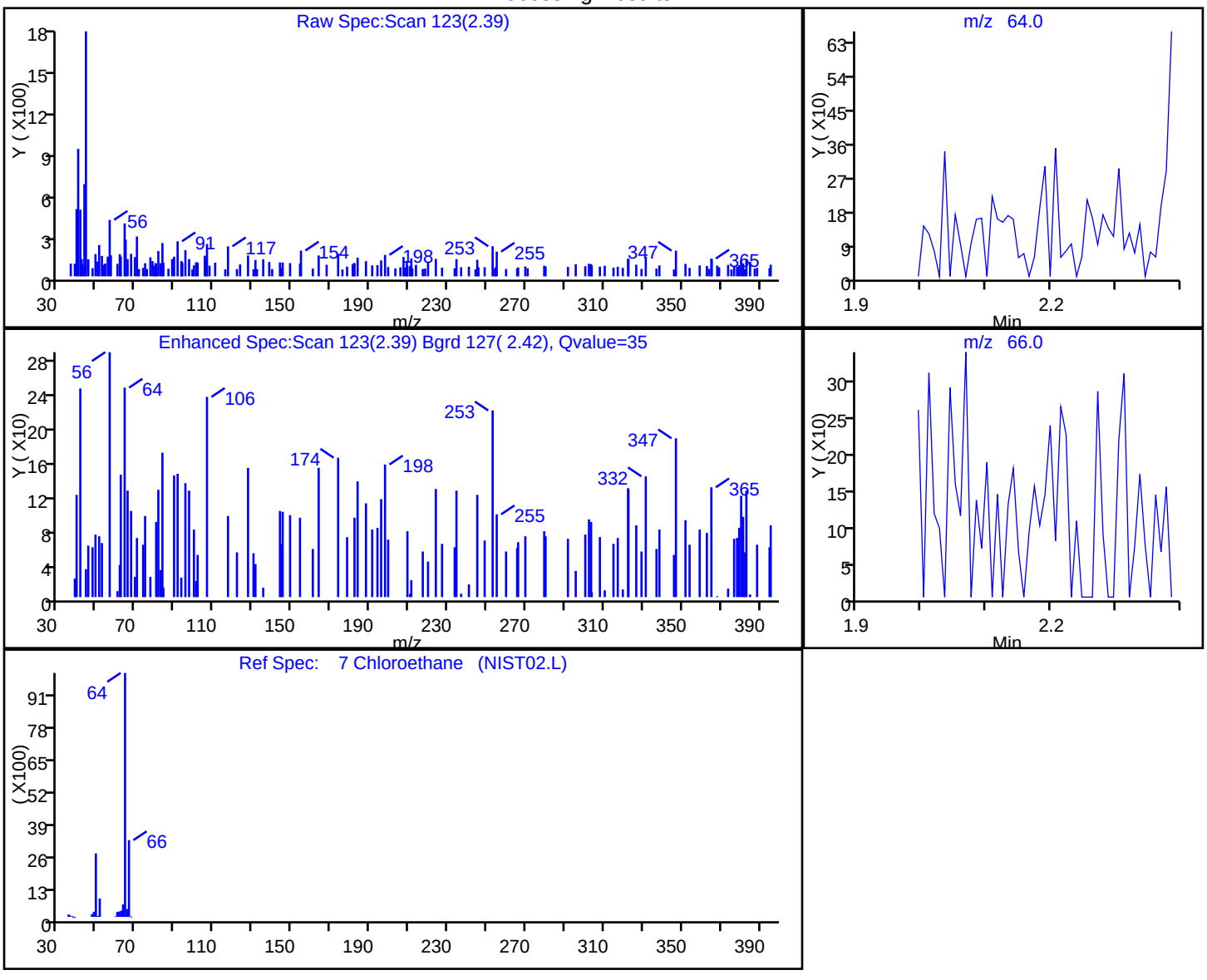

RT	Mass	Response	Amount
2.39	64.00	890	0.474672
2.40	66.00	63	

Reviewer: delpolitov, 12-Mar-2018 18:03:27

Audit Action: Marked Compound Undetected Audit Reason: Invalid Compound ID

User Disabled Compound Report

TestAmerica Edison

Data File:	\\ChromNA\Edison\ChromData\CVOAMS6\20180309-68582.b\F60624.D		
Injection Date:	10-Mar-2018 02:17:30	Instrument ID:	CVOAMS6
Lims ID:	460-151079-B-25	Lab Sample ID:	460-151079-25
Client ID:	MW-544D		
Operator ID:		ALS Bottle#:	10 Worklist Smp#: 11
Purge Vol:	5.000 mL	Dil. Factor:	1.0000
Method:	8260624W6	Limit Group:	VOA - 8260C DKQP Water and Solid
Column:	Rtx-624 (0.25 mm)	Detector	MS SCAN

4 Vinyl chloride, CAS: 75-01-4

Processing Results

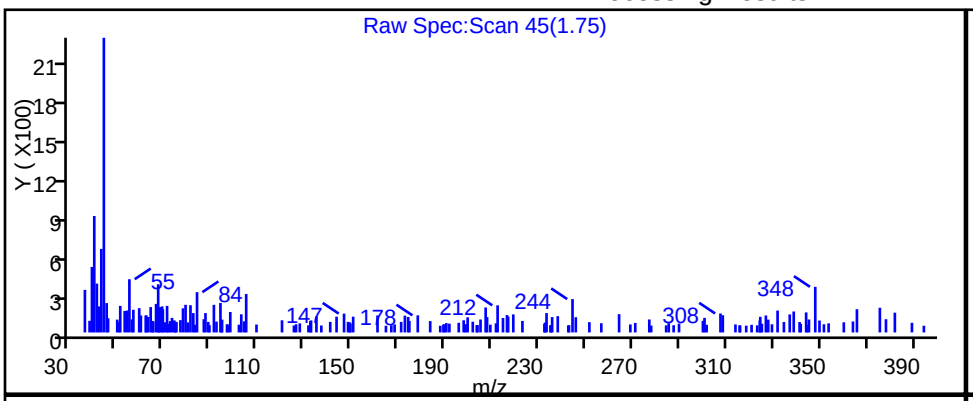

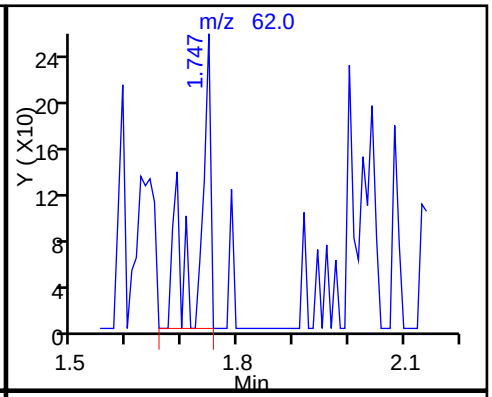

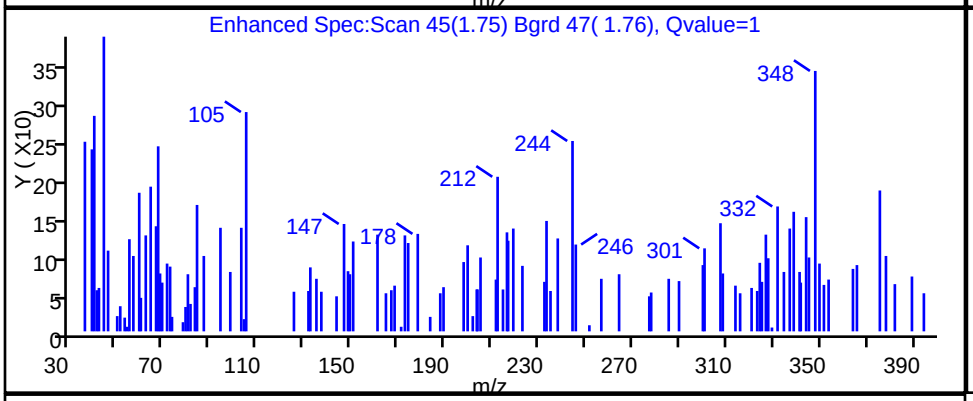

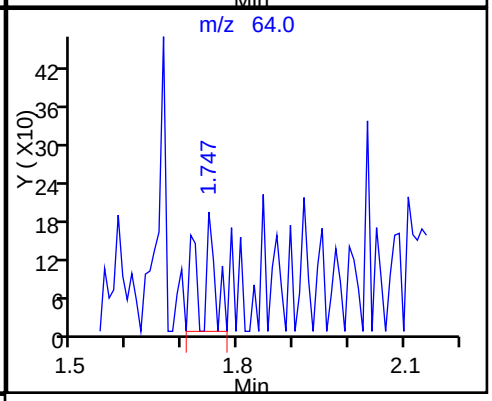

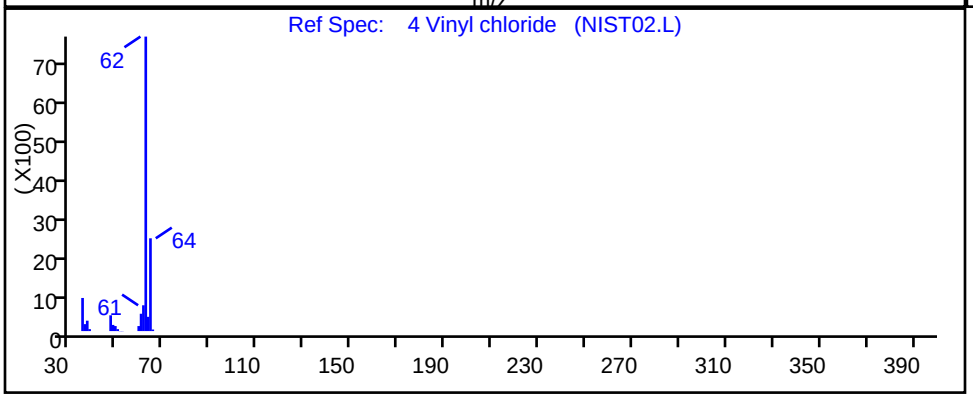

RT	Mass	Response	Amount
1.75	62.00	374	0.100363
1.75	64.00	346	

Reviewer: delpolitov, 12-Mar-2018 18:03:27

Audit Action: Marked Compound Undetected Audit Reason: Invalid Compound ID

FORM I
GC/MS VOA ORGANICS ANALYSIS DATA SHEET

Lab Name: TestAmerica Edison | Job No.: 460-151079-1

SDG No.:

Client Sample ID: MW-545S | Lab Sample ID: 460-151079-26

Matrix: Water | Lab File ID: F60601.D

Analysis Method: 8260C | Date Collected: 02/27/2018 10:45

Sample wt/vol: 5(mL) | Date Analyzed: 03/09/2018 17:07

Soil Aliquot Vol: | Dilution Factor: 1

Soil Extract Vol.: | GC Column: Rtx-624 ID: 0.25(mm)

% Moisture: | Level: (low/med) Low

Analysis Batch No.: 502418 | Units: ug/L

CAS NO.	COMPOUND NAME	RESULT	Q	RL	MDL
71-55-6	1,1,1-Trichloroethane	0.28	U	1.0	0.28
79-34-5	1,1,2,2-Tetrachloroethane	0.19	U	1.0	0.19
79-00-5	1,1,2-Trichloroethane	0.080	U	1.0	0.080
75-34-3	1,1-Dichloroethane	0.24	U	1.0	0.24
75-35-4	1,1-Dichloroethene	0.34	U	1.0	0.34
87-61-6	1,2,3-Trichlorobenzene	0.35	U	1.0	0.35
120-82-1	1,2,4-Trichlorobenzene	0.27	U	1.0	0.27
96-12-8	1,2-Dibromo-3-Chloropropane	0.23	U	1.0	0.23
106-93-4	1,2-Dibromoethane	0.19	U	1.0	0.19
95-50-1	1,2-Dichlorobenzene	0.22	U	1.0	0.22
107-06-2	1,2-Dichloroethane	0.25	U	1.0	0.25
78-87-5	1,2-Dichloropropane	0.18	U	1.0	0.18
541-73-1	1,3-Dichlorobenzene	0.33	U	1.0	0.33
106-46-7	1,4-Dichlorobenzene	0.33	U	1.0	0.33
123-91-1	1,4-Dioxane	8.7	U	50	8.7
78-93-3	2-Butanone	2.2	U	5.0	2.2
591-78-6	2-Hexanone	0.72	U	5.0	0.72
108-10-1	4-Methyl-2-pentanone	0.63	U	5.0	0.63
67-64-1	Acetone	1.1	U	5.0	1.1
71-43-2	Benzene	0.090	U	1.0	0.090
74-97-5	Bromochloromethane	0.30	U	1.0	0.30
75-27-4	Bromodichloromethane	0.15	U	1.0	0.15
75-25-2	Bromoform	0.18	U	1.0	0.18
74-83-9	Bromomethane	0.18	U	1.0	0.18
75-15-0	Carbon disulfide	0.22	U	1.0	0.22
56-23-5	Carbon tetrachloride	0.33	U	1.0	0.33
108-90-7	Chlorobenzene	0.24	U	1.0	0.24
75-00-3	Chloroethane	0.37	U	1.0	0.37
67-66-3	Chloroform	0.35	J	1.0	0.22
74-87-3	Chloromethane	0.22	U	1.0	0.22
156-59-2	cis-1,2-Dichloroethene	0.26	U	1.0	0.26
10061-01-5	cis-1,3-Dichloropropene	0.16	U	1.0	0.16
110-82-7	Cyclohexane	0.26	U	1.0	0.26
124-48-1	Dibromochloromethane	0.22	U	1.0	0.22
75-71-8	Dichlorodifluoromethane	0.14	U	1.0	0.14
100-41-4	Ethylbenzene	0.30	U	1.0	0.30

FORM I
GC/MS VOA ORGANICS ANALYSIS DATA SHEET

Lab Name: TestAmerica Edison | Job No.: 460-151079-1

SDG No.:

Client Sample ID: MW-545S | Lab Sample ID: 460-151079-26

Matrix: Water | Lab File ID: F60601.D

Analysis Method: 8260C | Date Collected: 02/27/2018 10:45

Sample wt/vol: 5(mL) | Date Analyzed: 03/09/2018 17:07

Soil Aliquot Vol: | Dilution Factor: 1

Soil Extract Vol.: | GC Column: Rtx-624 ID: 0.25(mm)

% Moisture: | Level: (low/med) Low

Analysis Batch No.: 502418 | Units: ug/L

CAS NO.	COMPOUND NAME	RESULT	Q	RL	MDL
76-13-1	Freon TF	0.34	U	1.0	0.34
98-82-8	Isopropylbenzene	0.32	U	1.0	0.32
179601-23-1	m&p-Xylene	0.28	U	1.0	0.28
79-20-9	Methyl acetate	0.58	U	5.0	0.58
108-87-2	Methylcyclohexane	0.22	U	1.0	0.22
75-09-2	Methylene Chloride	0.72	J	1.0	0.21
1634-04-4	MTBE	0.13	U	1.0	0.13
95-47-6	o-Xylene	0.32	U	1.0	0.32
100-42-5	Styrene	0.17	U	1.0	0.17
127-18-4	Tetrachloroethene	0.12	U	1.0	0.12
108-88-3	Toluene	0.25	U	1.0	0.25
156-60-5	trans-1,2-Dichloroethene	0.18	U	1.0	0.18
10061-02-6	trans-1,3-Dichloropropene	0.19	U	1.0	0.19
79-01-6	Trichloroethene	0.22	U	1.0	0.22
75-69-4	Trichlorofluoromethane	0.15	U	1.0	0.15
75-01-4	Vinyl chloride	0.060	U	1.0	0.060

CAS NO.	SURROGATE	%REC	Q	LIMITS
17060-07-0	1,2-Dichloroethane-d4 (Surr)	102		70-130
460-00-4	Bromofluorobenzene	99		70-130
1868-53-7	Dibromofluoromethane (Surr)	106		70-130
2037-26-5	Toluene-d8 (Surr)	99		70-130

FORM I
GC/MS VOA ORGANICS ANALYSIS DATA SHEET
TENTATIVELY IDENTIFIED COMPOUNDS

Lab Name: TestAmerica Edison Job No.: 460-151079-1

SDG No.:

Client Sample ID: MW-545S Lab Sample ID: 460-151079-26

Matrix: Water Lab File ID: F60601.D

Analysis Method: 8260C Date Collected: 02/27/2018 10:45

Sample wt/vol: 5(mL) Date Analyzed: 03/09/2018 17:07

Soil Aliquot Vol: Dilution Factor: 1

Soil Extract Vol.: GC Column: Rtx-624 ID: 0.25(mm)

% Moisture: Level: (low/med) Low

Analysis Batch No.: 502418 Units: ug/L

Number TICs Found: 0 TIC Result Total: 0

CAS NO.	COMPOUND NAME	RT	RESULT	Q	MATCH QUALITY
	Tentatively Identified Compound		None		

FORM I-TIC 8260C

TestAmerica Edison
Target Compound Quantitation Report

Data File: \\ChromNA\Edison\ChromData\CVOAMS6\20180309-68556.b\F60601.D
Lims ID: 460-151079-A-26
Client ID: MW-545S
Sample Type: Client
Inject. Date: 09-Mar-2018 17:07:30 ALS Bottle#: 18 Worklist Smp#: 19
Purge Vol: 5.000 mL Dil. Factor: 1.0000
Sample Info: 460-151079-A-26
Misc. Info.: 460-0068556-019
Operator ID: Instrument ID: CVOAMS6

Method: \\ChromNA\Edison\ChromData\CVOAMS6\20180309-68556.b\8260624W6.m
Limit Group: VOA - 8260C DKQP Water and Solid
Last Update: 12-Mar-2018 17:45:25 Calib Date: 09-Mar-2018 04:49:30
Integrator: RTE ID Type: Deconvolution ID
Quant Method: Internal Standard Quant By: Initial Calibration
Last ICal File: \\ChromNA\Edison\ChromData\CVOAMS6\20180309-68530.b\F60575.D

Column 1 : Rtx-624 (0.25 mm) Det: MS SCAN
Process Host: XAWRK008

First Level Reviewer: delpolitov Date: 12-Mar-2018 17:45:25

Compound	Sig	RT (min.)	Exp RT (min.)	Dlt RT (min.)	Q	Response	OnCol Amt ug/l	Flags
* 26 TBA-d9 (IS)	65	3.218	3.209	0.009	0	289492	1000.0	
27 Methylene Chloride	84	3.234	3.217	0.017	30	3029	0.7191	
* 38 2-Butanone-d5	46	4.278	4.261	0.017	0	279394	250.0	
48 Chloroform	83	4.598	4.581	0.017	91	2288	0.3497	
$ 51 Dibromofluoromethane (Surr	113	4.754	4.738	0.016	97	172164	52.8	
$ 56 1,2-Dichloroethane-d4 (Sur	65	5.099	5.091	0.008	0	177352	51.1	
* 61 Fluorobenzene	96	5.370	5.362	0.008	99	563246	50.0	
* 67 1,4-Dioxane-d8	96	6.069	6.052	0.017	0	28325	1000.0	
$ 78 Toluene-d8 (Surr)	98	7.030	7.022	0.008	99	546685	49.5	
* 89 Chlorobenzene-d5	117	8.822	8.813	0.009	85	455321	50.0	
$ 100 4-Bromofluorobenzene	174	10.071	10.070	0.000	94	217176	49.5	
* 116 1,4-Dichlorobenzene-d4	152	10.941	10.941	0.000	94	298547	50.0	

Reagents:

VOA6IS/SURR_00009 Amount Added: 5.00 Units: uL Run Reagent

Report Date: 12-Mar-2018 17:45:28 Chrom Revision: 2.2 08-Feb-2018 13:38:42

TestAmerica Edison

Data File: \\ChromNA\Edison\ChromData\CVOAMS6\20180309-68556.b\F60601.D

Injection Date:	09-Mar-2018 17:07:30	Instrument ID:	CVOAMS6	Operator ID:	
Lims ID:	460-151079-A-26	Lab Sample ID:	460-151079-26	Worklist Smp#:	19
Client ID:	MW-545S				
Purge Vol:	5.000 mL	Dil. Factor:	1.0000	ALS Bottle#:	18
Method:	8260624W6	Limit Group:	VOA - 8260C DKQP Water and Solid		

Column: Rtx-624 (0.25 mm)

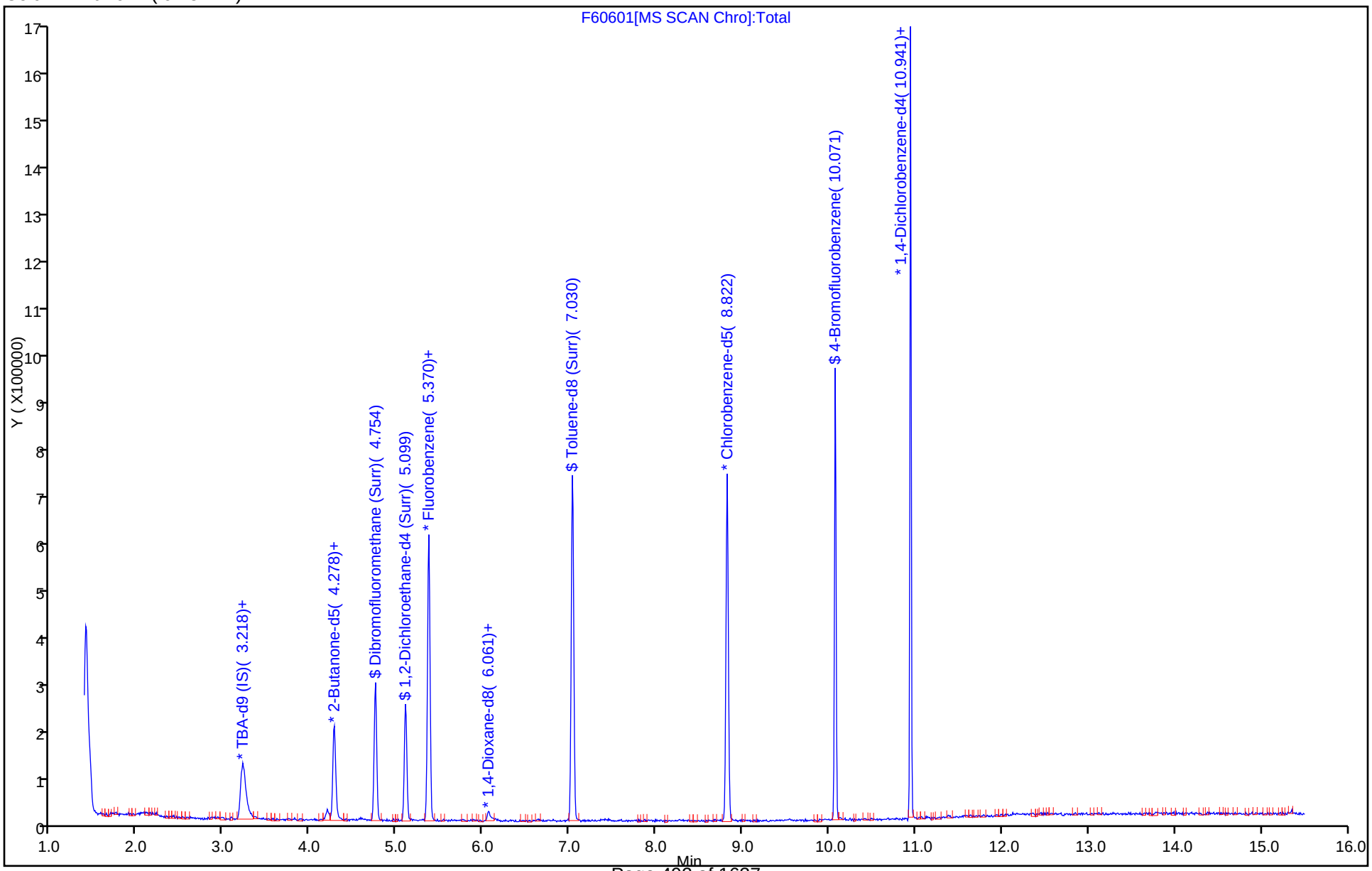

Report Date: 12-Mar-2018 17:45:28 Chrom Revision: 2.2 08-Feb-2018 13:38:42

TestAmerica Edison

Data File: \\ChromNA\Edison\ChromData\CVOAMS6\20180309-68556.b\F60601.D

Injection Date:	09-Mar-2018 17:07:30	Instrument ID:	CVOAMS6
Lims ID:	460-151079-A-26	Lab Sample ID:	460-151079-26
Client ID:	MW-545S		
Operator ID:		ALS Bottle#:	18 Worklist Smp#: 19
Purge Vol:	5.000 mL	Dil. Factor:	1.0000
Method:	8260624W6	Limit Group:	VOA - 8260C DKQP Water and Solid
Column:	Rtx-624 (0.25 mm)	Detector	MS SCAN

48 Chloroform, CAS: 67-66-3

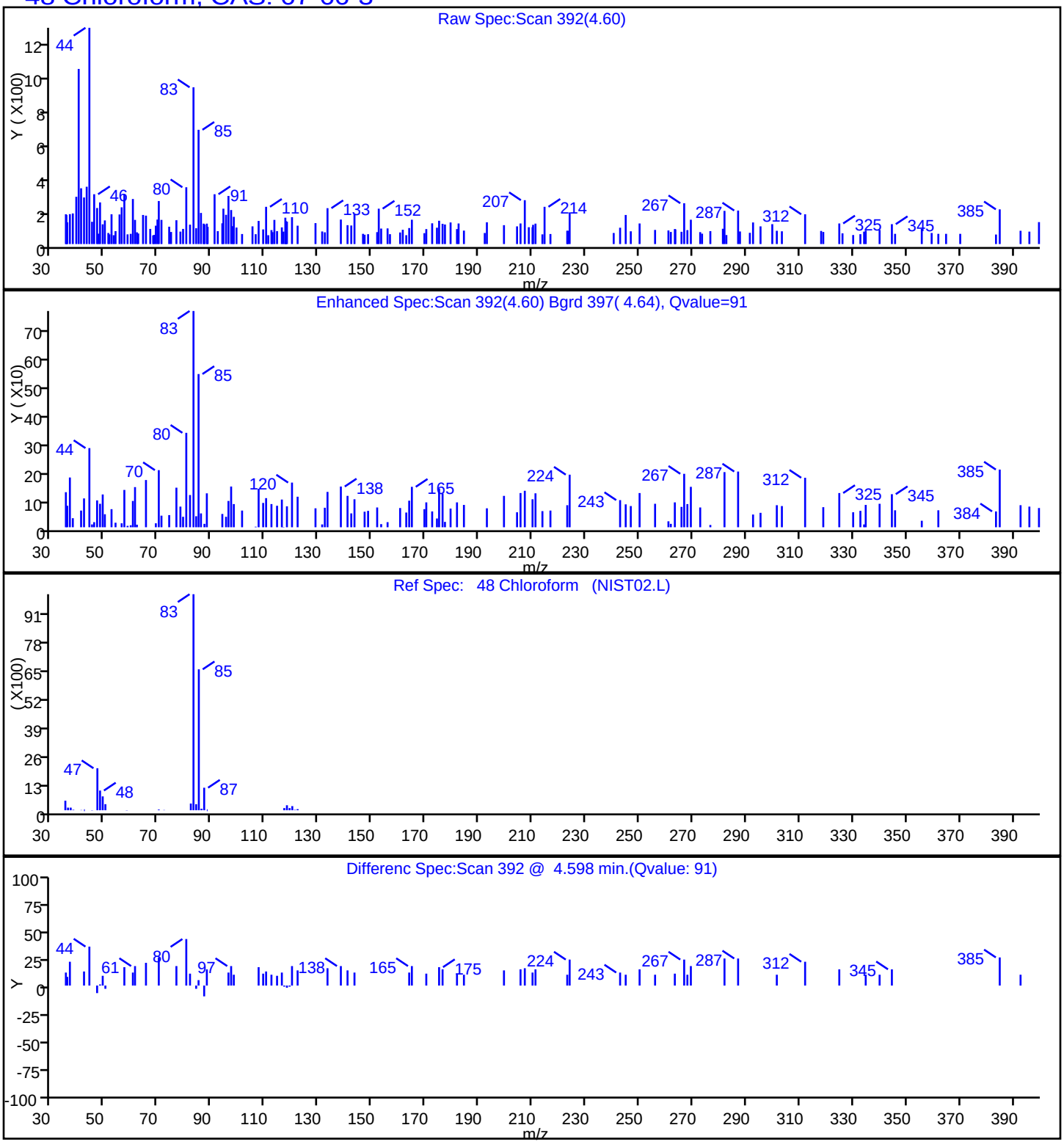

Report Date: 12-Mar-2018 17:45:28 Chrom Revision: 2.2 08-Feb-2018 13:38:42

TestAmerica Edison

Data File: \\ChromNA\Edison\ChromData\CVOAMS6\20180309-68556.b\F60601.D

Injection Date:	09-Mar-2018 17:07:30	Instrument ID:	CVOAMS6
Lims ID:	460-151079-A-26	Lab Sample ID:	460-151079-26
Client ID:	MW-545S		
Operator ID:		ALS Bottle#:	18 Worklist Smp#: 19
Purge Vol:	5.000 mL	Dil. Factor:	1.0000
Method:	8260624W6	Limit Group:	VOA - 8260C DKQP Water and Solid
Column:	Rtx-624 (0.25 mm)	Detector	MS SCAN

27 Methylene Chloride, CAS: 75-09-2

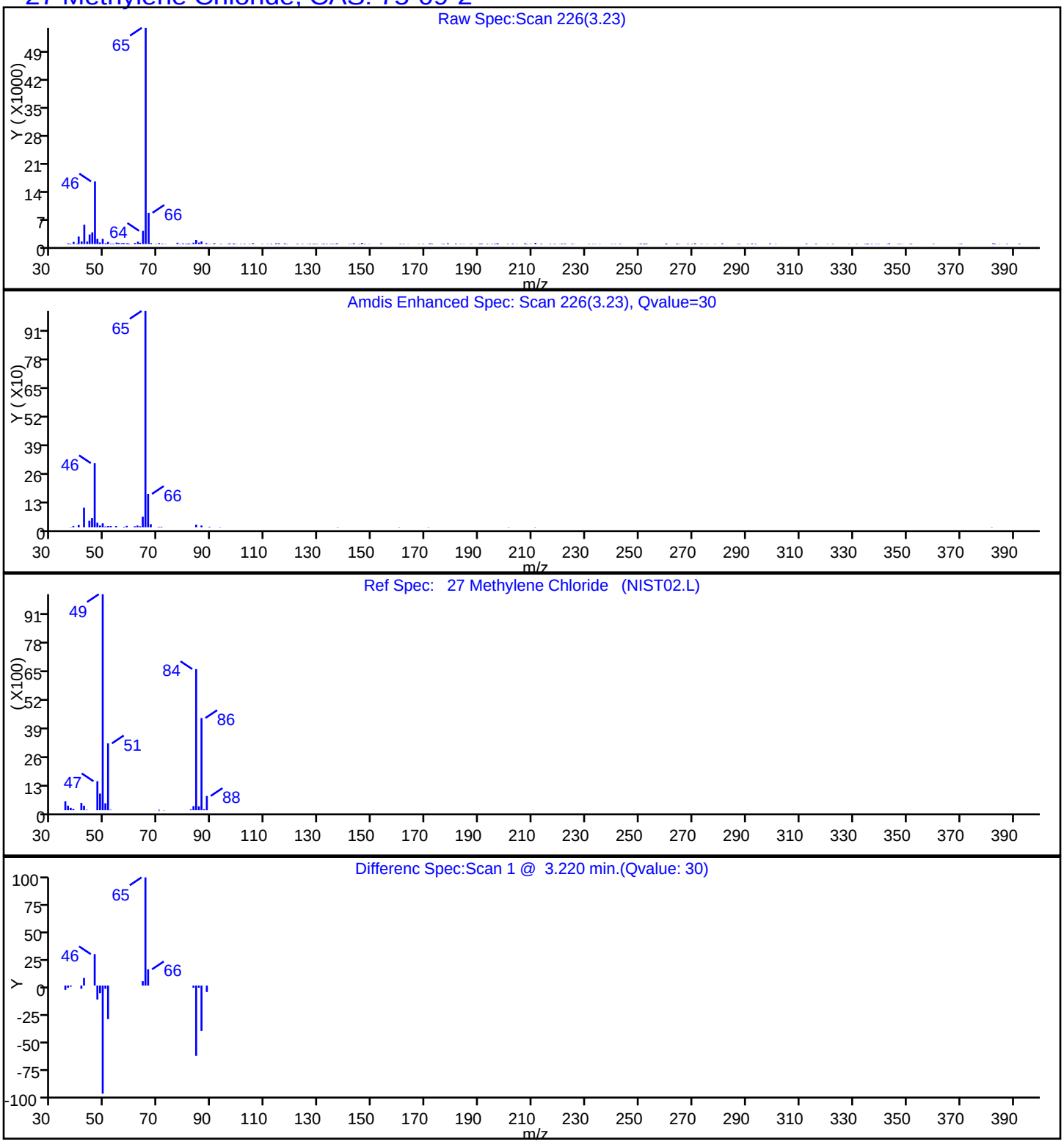

User Disabled Compound Report

TestAmerica Edison

Data File:	\\ChromNA\Edison\ChromData\CVOAMS6\20180309-68556.b\F60601.D		
Injection Date:	09-Mar-2018 17:07:30	Instrument ID:	CVOAMS6
Lims ID:	460-151079-A-26	Lab Sample ID:	460-151079-26
Client ID:	MW-545S		
Operator ID:		ALS Bottle#:	18 Worklist Smp#: 19
Purge Vol:	5.000 mL	Dil. Factor:	1.0000
Method:	8260624W6	Limit Group:	VOA - 8260C DKQP Water and Solid
Column:	Rtx-624 (0.25 mm)	Detector	MS SCAN

82 1,1,2-Trichloroethane, CAS: 79-00-5

Processing Results

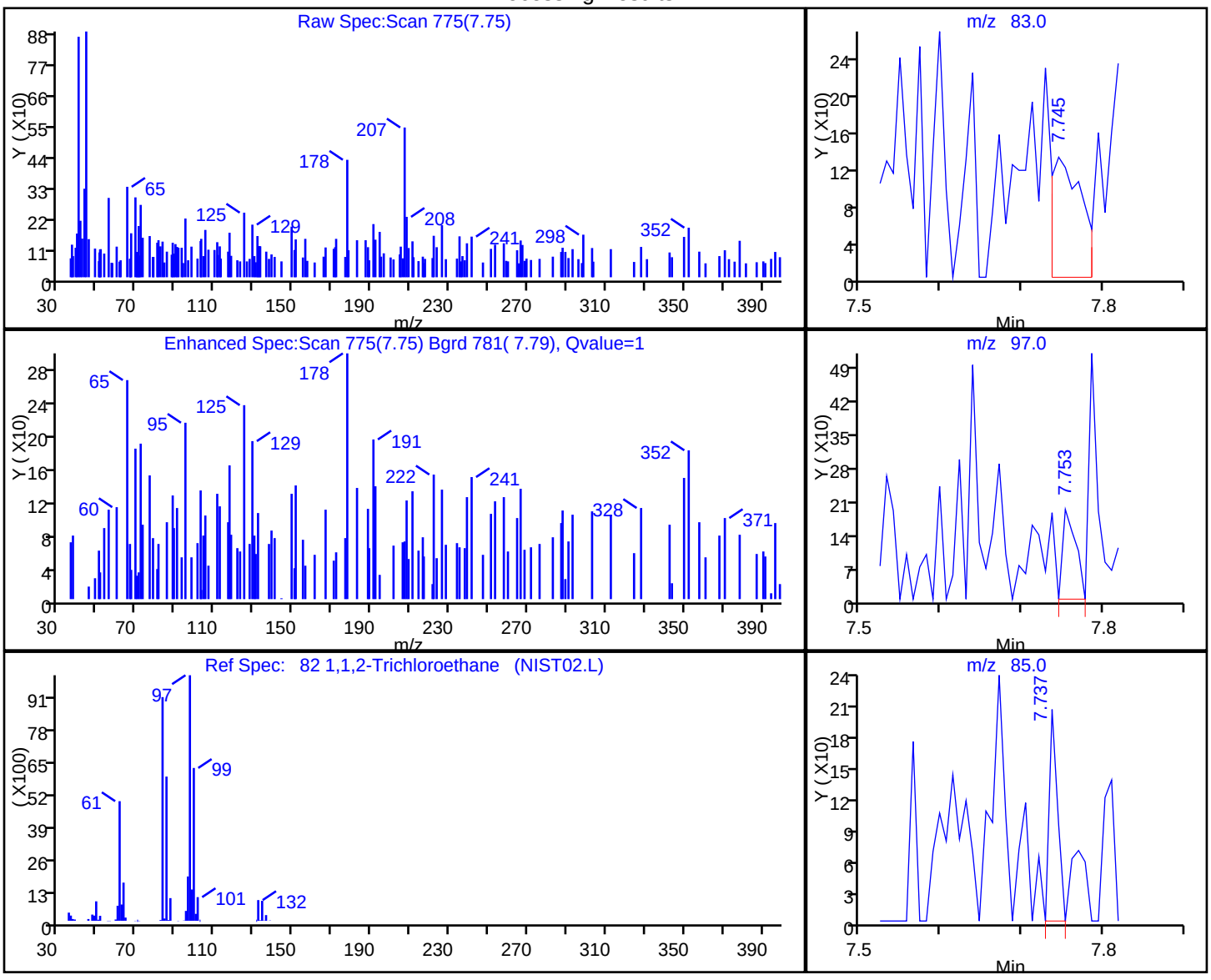

RT	Mass	Response	Amount
7.75	83.00	333	0.128712
7.75	97.00	211	
7.74	85.00	146	

Reviewer: delpolitov, 12-Mar-2018 17:45:25

Audit Action: Marked Compound Undetected Audit Reason: Invalid Compound ID

User Disabled Compound Report

TestAmerica Edison

Data File:	\\ChromNA\Edison\ChromData\CVOAMS6\20180309-68556.b\F60601.D		
Injection Date:	09-Mar-2018 17:07:30	Instrument ID:	CVOAMS6
Lims ID:	460-151079-A-26	Lab Sample ID:	460-151079-26
Client ID:	MW-545S		
Operator ID:		ALS Bottle#:	18 Worklist Smp#: 19
Purge Vol:	5.000 mL	Dil. Factor:	1.0000
Method:	8260624W6	Limit Group:	VOA - 8260C DKQP Water and Solid
Column:	Rtx-624 (0.25 mm)	Detector	MS SCAN

124 1,2-Dibromo-3-Chloropropane, CAS: 96-12-8

Processing Results

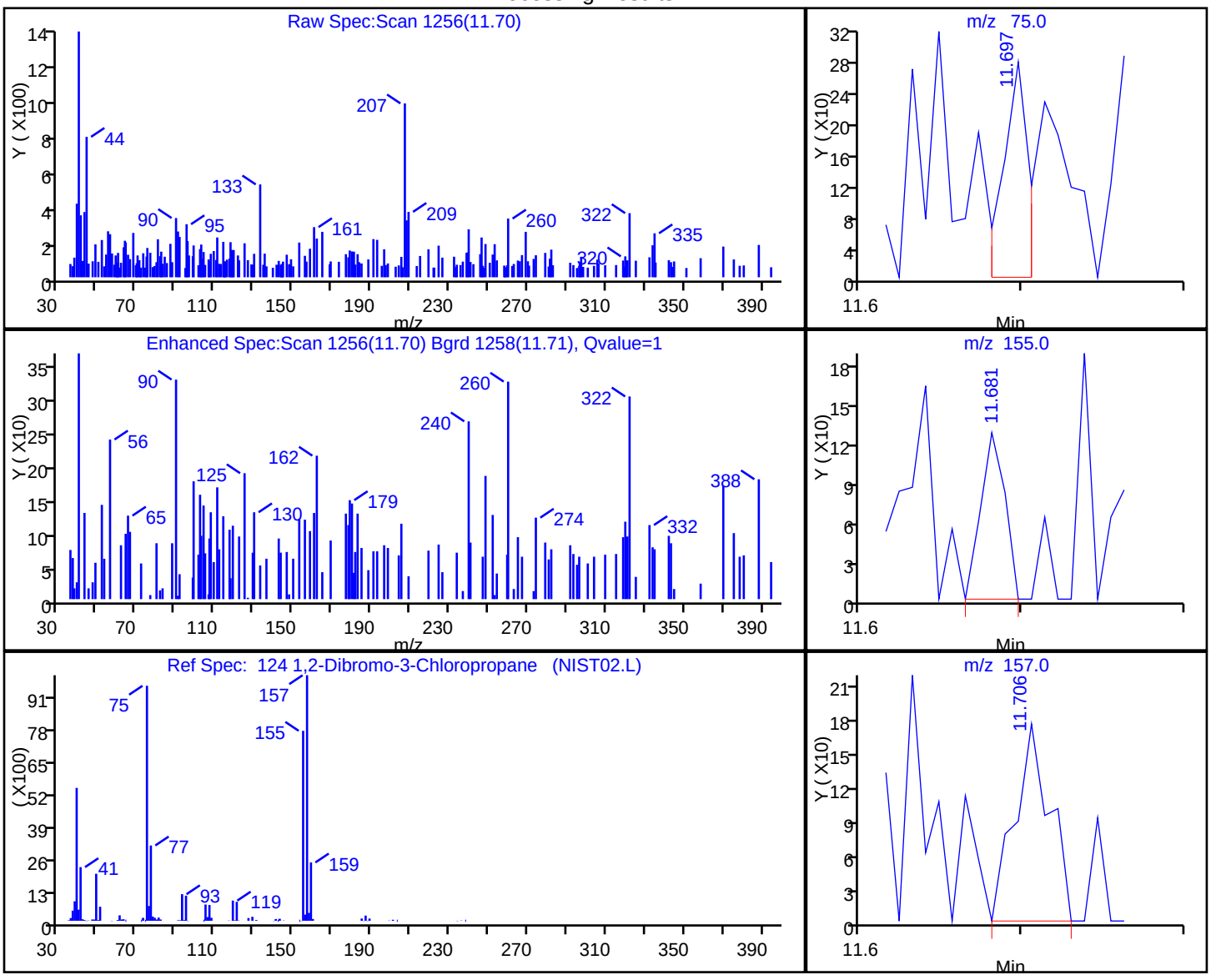

RT	Mass	Response	Amount
11.70	75.00	299	0.310147
11.68	155.00	133	
11.71	157.00	256	

Reviewer: delpolitov, 12-Mar-2018 17:45:25

Audit Action: Marked Compound Undetected Audit Reason: Invalid Compound ID

User Disabled Compound Report

TestAmerica Edison

Data File:	\\ChromNA\Edison\ChromData\CVOAMS6\20180309-68556.b\F60601.D		
Injection Date:	09-Mar-2018 17:07:30	Instrument ID:	CVOAMS6
Lims ID:	460-151079-A-26	Lab Sample ID:	460-151079-26
Client ID:	MW-545S		
Operator ID:		ALS Bottle#:	18 Worklist Smp#: 19
Purge Vol:	5.000 mL	Dil. Factor:	1.0000
Method:	8260624W6	Limit Group:	VOA - 8260C DKQP Water and Solid
Column:	Rtx-624 (0.25 mm)	Detector	MS SCAN

59 1,2-Dichloroethane, CAS: 107-06-2

Processing Results

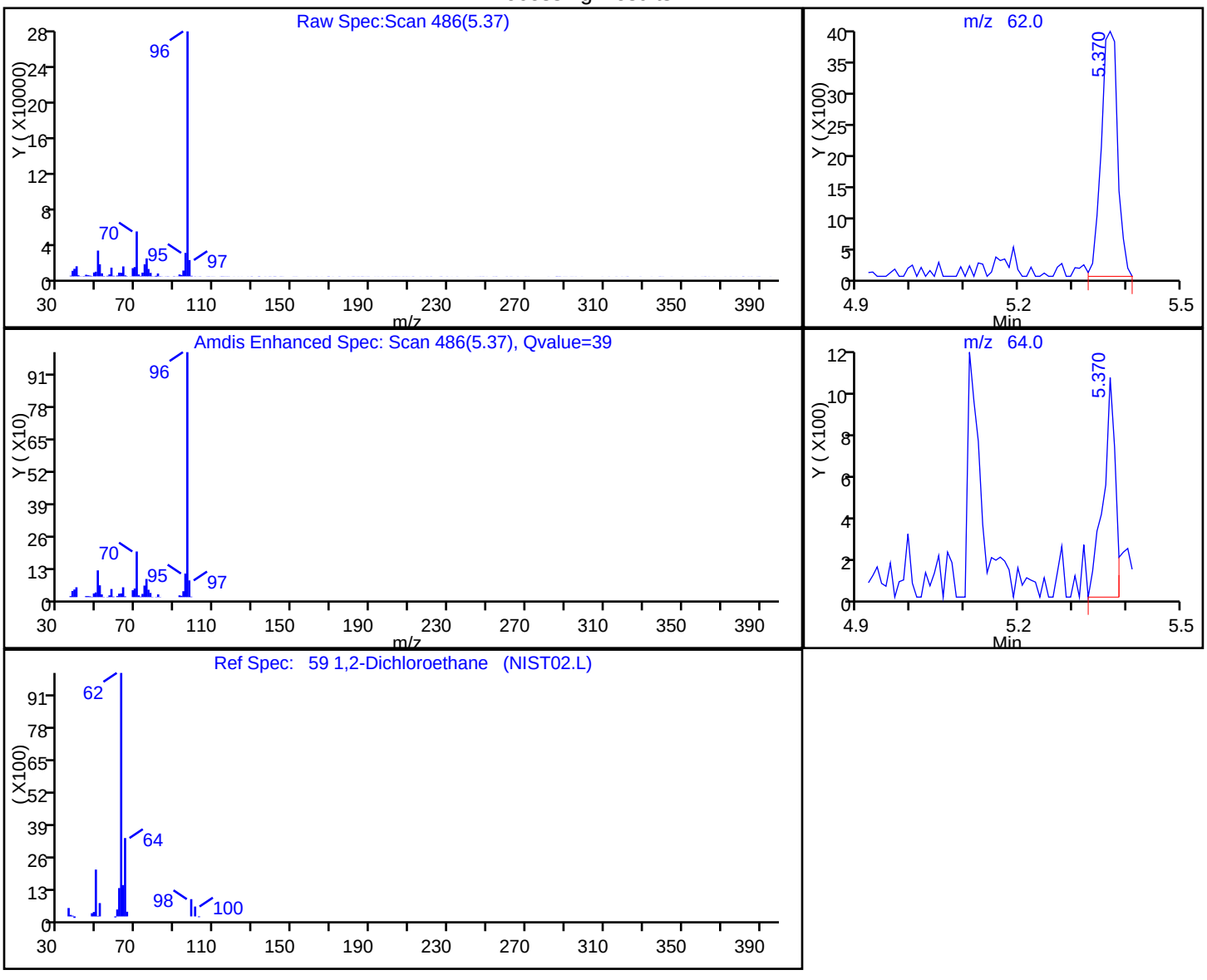

RT	Mass	Response	Amount
5.37	62.00	8403	1.752550
5.37	64.00	1581	

Reviewer: delpolitov, 12-Mar-2018 17:45:25

Audit Action: Marked Compound Undetected Audit Reason: Invalid Compound ID

User Disabled Compound Report

TestAmerica Edison

Data File:	\\ChromNA\Edison\ChromData\CVOAMS6\20180309-68556.b\F60601.D		
Injection Date:	09-Mar-2018 17:07:30	Instrument ID:	CVOAMS6
Lims ID:	460-151079-A-26	Lab Sample ID:	460-151079-26
Client ID:	MW-545S		
Operator ID:		ALS Bottle#:	18 Worklist Smp#: 19
Purge Vol:	5.000 mL	Dil. Factor:	1.0000
Method:	8260624W6	Limit Group:	VOA - 8260C DKQP Water and Solid
Column:	Rtx-624 (0.25 mm)	Detector	MS SCAN

41 2-Butanone (MEK), CAS: 78-93-3

Processing Results

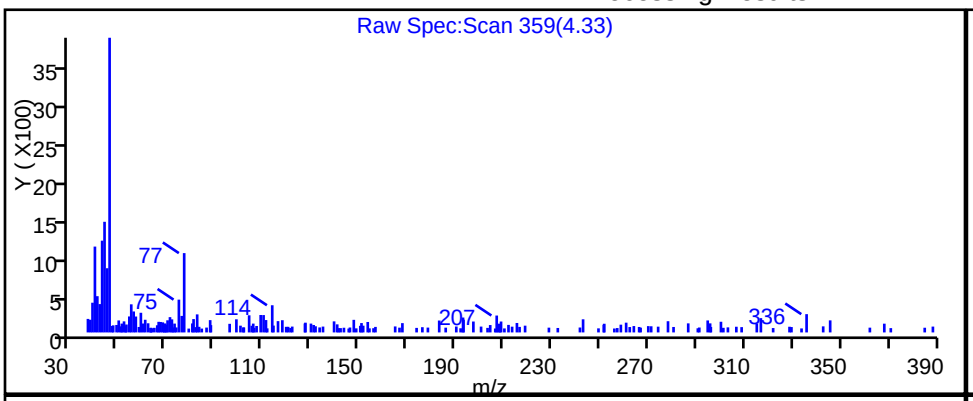

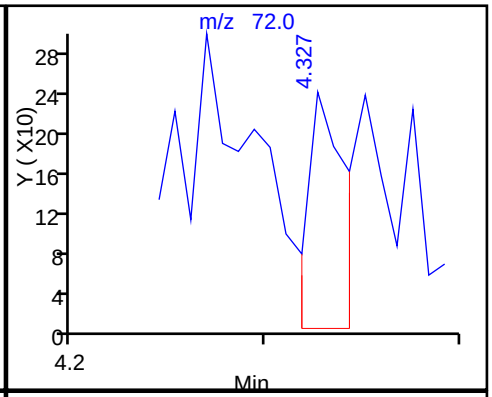

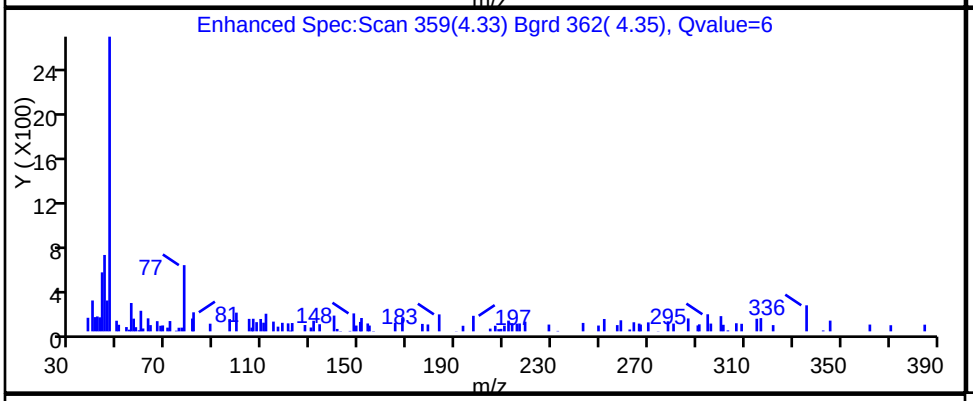

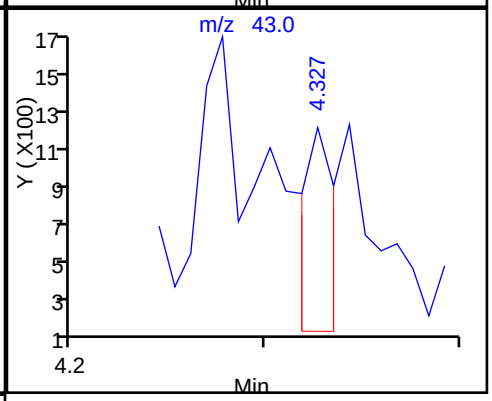

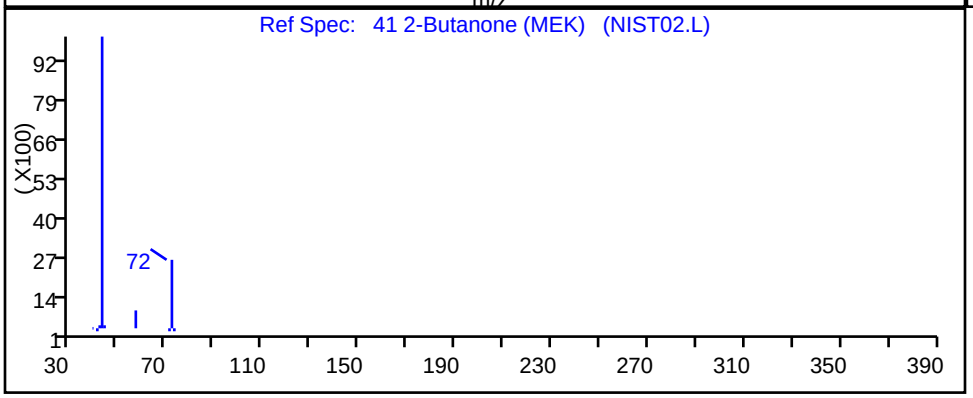

RT	Mass	Response	Amount
4.33	72.00	318	2.621095
4.33	43.00	1203	

Reviewer: delpolitov, 12-Mar-2018 17:45:25

Audit Action: Marked Compound Undetected Audit Reason: Invalid Compound ID

User Disabled Compound Report

TestAmerica Edison

Data File:	\\ChromNA\Edison\ChromData\CVOAMS6\20180309-68556.b\F60601.D		
Injection Date:	09-Mar-2018 17:07:30	Instrument ID:	CVOAMS6
Lims ID:	460-151079-A-26	Lab Sample ID:	460-151079-26
Client ID:	MW-545S		
Operator ID:		ALS Bottle#:	18 Worklist Smp#: 19
Purge Vol:	5.000 mL	Dil. Factor:	1.0000
Method:	8260624W6	Limit Group:	VOA - 8260C DKQP Water and Solid
Column:	Rtx-624 (0.25 mm)	Detector	MS SCAN

77 4-Methyl-2-pentanone (MIBK), CAS: 108-10-1

Processing Results

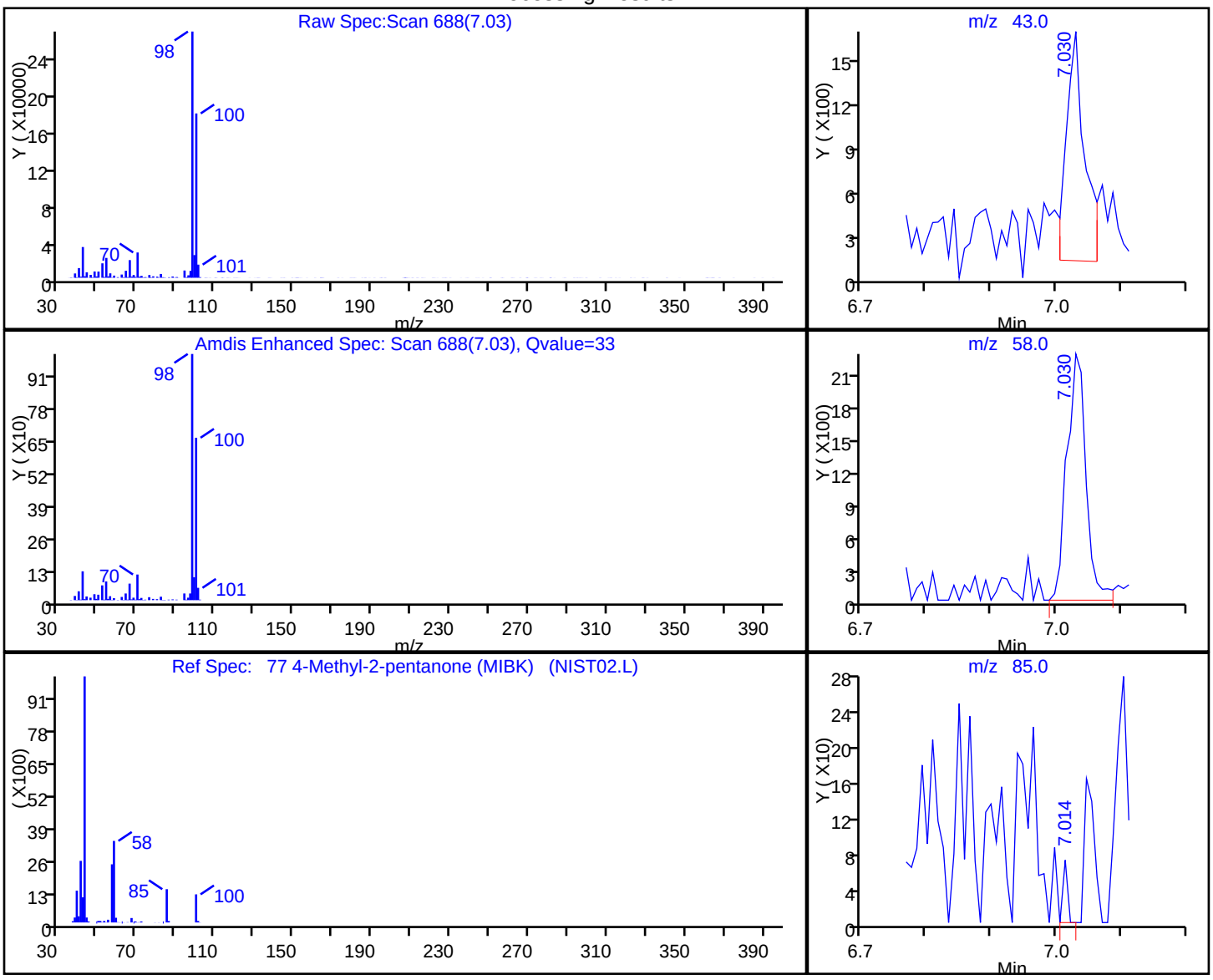

RT	Mass	Response	Amount
7.03	43.00	2958	0.982724
7.03	58.00	4730	
7.01	85.00	34	
7.03	100.00	360320	

Reviewer: delpolitov, 12-Mar-2018 17:45:25

Audit Action: Marked Compound Undetected Audit Reason: Invalid Compound ID

User Disabled Compound Report

TestAmerica Edison

Data File:	\\ChromNA\Edison\ChromData\CVOAMS6\20180309-68556.b\F60601.D		
Injection Date:	09-Mar-2018 17:07:30	Instrument ID:	CVOAMS6
Lims ID:	460-151079-A-26	Lab Sample ID:	460-151079-26
Client ID:	MW-545S		
Operator ID:		ALS Bottle#:	18 Worklist Smp#: 19
Purge Vol:	5.000 mL	Dil. Factor:	1.0000
Method:	8260624W6	Limit Group:	VOA - 8260C DKQP Water and Solid
Column:	Rtx-624 (0.25 mm)	Detector	MS SCAN

6 Bromomethane, CAS: 74-83-9

Processing Results

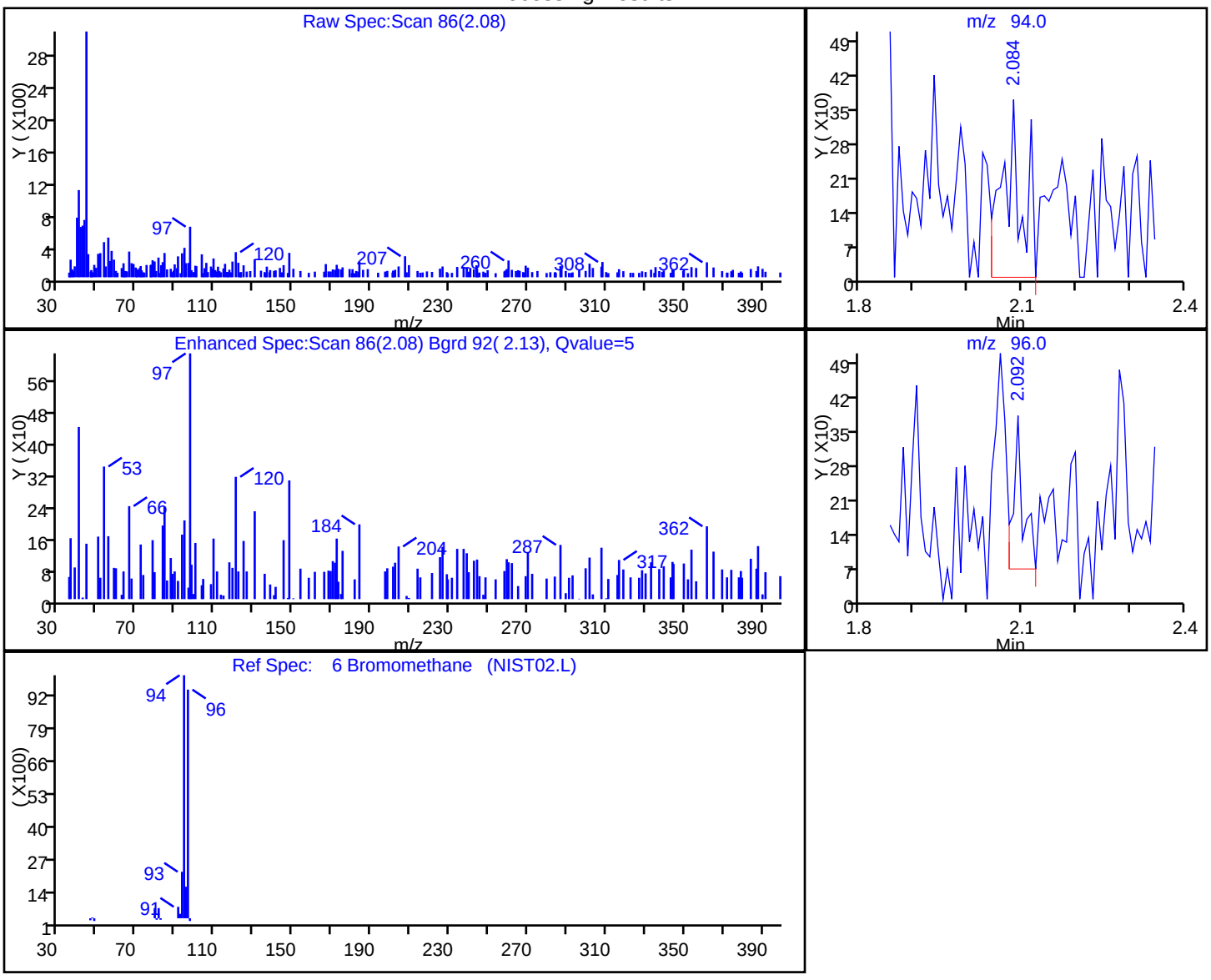

RT	Mass	Response	Amount
2.08	94.00	863	0.315947
2.09	96.00	393	

Reviewer: delpolitov, 12-Mar-2018 17:45:25

Audit Action: Marked Compound Undetected Audit Reason: Invalid Compound ID

User Disabled Compound Report

TestAmerica Edison

Data File:	\\ChromNA\Edison\ChromData\CVOAMS6\20180309-68556.b\F60601.D		
Injection Date:	09-Mar-2018 17:07:30	Instrument ID:	CVOAMS6
Lims ID:	460-151079-A-26	Lab Sample ID:	460-151079-26
Client ID:	MW-545S		
Operator ID:		ALS Bottle#:	18 Worklist Smp#: 19
Purge Vol:	5.000 mL	Dil. Factor:	1.0000
Method:	8260624W6	Limit Group:	VOA - 8260C DKQP Water and Solid
Column:	Rtx-624 (0.25 mm)	Detector	MS SCAN

4 Vinyl chloride, CAS: 75-01-4

Processing Results

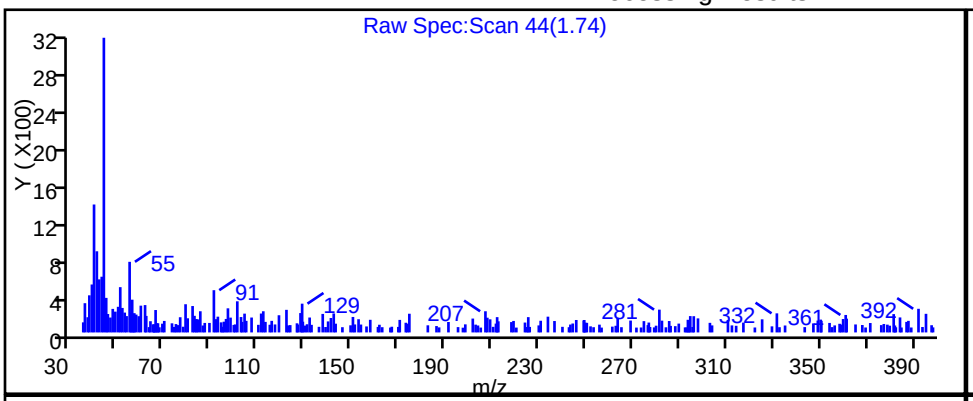

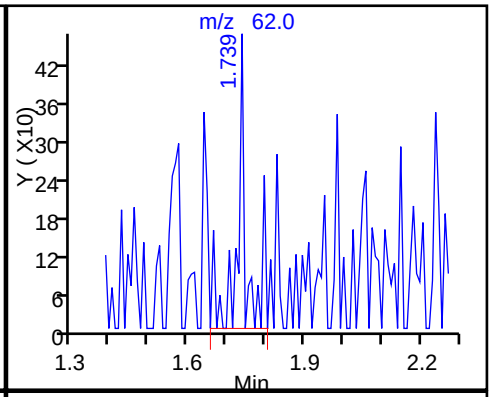

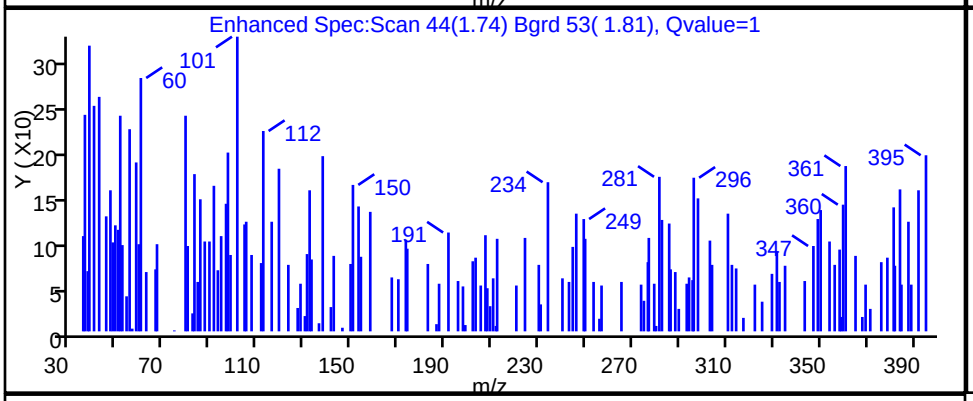

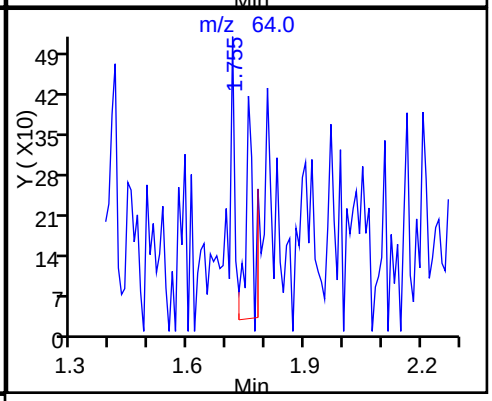

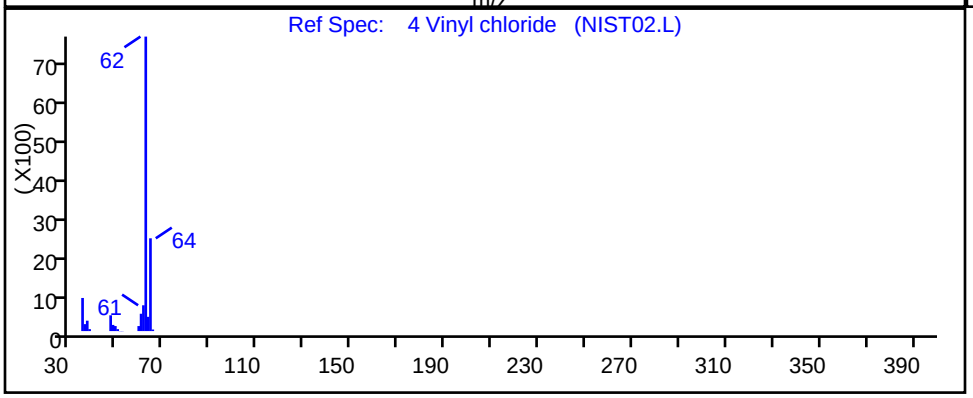

RT	Mass	Response	Amount
1.74	62.00	719	0.167101
1.75	64.00	525	

Reviewer: delpolitov, 12-Mar-2018 17:45:25

Audit Action: Marked Compound Undetected Audit Reason: Invalid Compound ID

FORM I
GC/MS VOA ORGANICS ANALYSIS DATA SHEET

Lab Name: TestAmerica Edison | Job No.: 460-151079-1

SDG No.:

Client Sample ID: MW-545I | Lab Sample ID: 460-151079-27

Matrix: Water | Lab File ID: F60602.D

Analysis Method: 8260C | Date Collected: 02/27/2018 10:50

Sample wt/vol: 5(mL) | Date Analyzed: 03/09/2018 17:31

Soil Aliquot Vol: | Dilution Factor: 1

Soil Extract Vol.: | GC Column: Rtx-624 ID: 0.25(mm)

% Moisture: | Level: (low/med) Low

Analysis Batch No.: 502418 | Units: ug/L

CAS NO.	COMPOUND NAME	RESULT	Q	RL	MDL
71-55-6	1,1,1-Trichloroethane	0.28	U	1.0	0.28
79-34-5	1,1,2,2-Tetrachloroethane	0.19	U	1.0	0.19
79-00-5	1,1,2-Trichloroethane	0.080	U	1.0	0.080
75-34-3	1,1-Dichloroethane	0.24	U	1.0	0.24
75-35-4	1,1-Dichloroethene	0.34	U	1.0	0.34
87-61-6	1,2,3-Trichlorobenzene	0.35	U	1.0	0.35
120-82-1	1,2,4-Trichlorobenzene	0.27	U	1.0	0.27
96-12-8	1,2-Dibromo-3-Chloropropane	0.23	U	1.0	0.23
106-93-4	1,2-Dibromoethane	0.19	U	1.0	0.19
95-50-1	1,2-Dichlorobenzene	0.22	U	1.0	0.22
107-06-2	1,2-Dichloroethane	0.25	U	1.0	0.25
78-87-5	1,2-Dichloropropane	0.18	U	1.0	0.18
541-73-1	1,3-Dichlorobenzene	0.33	U	1.0	0.33
106-46-7	1,4-Dichlorobenzene	0.33	U	1.0	0.33
123-91-1	1,4-Dioxane	8.7	U	50	8.7
78-93-3	2-Butanone	2.2	U	5.0	2.2
591-78-6	2-Hexanone	0.72	U	5.0	0.72
108-10-1	4-Methyl-2-pentanone	0.63	U	5.0	0.63
67-64-1	Acetone	1.1	U	5.0	1.1
71-43-2	Benzene	0.090	U	1.0	0.090
74-97-5	Bromochloromethane	0.30	U	1.0	0.30
75-27-4	Bromodichloromethane	0.15	U	1.0	0.15
75-25-2	Bromoform	0.18	U	1.0	0.18
74-83-9	Bromomethane	0.18	U	1.0	0.18
75-15-0	Carbon disulfide	0.22	U	1.0	0.22
56-23-5	Carbon tetrachloride	0.33	U	1.0	0.33
108-90-7	Chlorobenzene	0.24	U	1.0	0.24
75-00-3	Chloroethane	0.37	U	1.0	0.37
67-66-3	Chloroform	0.73	J	1.0	0.22
74-87-3	Chloromethane	0.22	U	1.0	0.22
156-59-2	cis-1,2-Dichloroethene	0.26	U	1.0	0.26
10061-01-5	cis-1,3-Dichloropropene	0.16	U	1.0	0.16
110-82-7	Cyclohexane	0.26	U	1.0	0.26
124-48-1	Dibromochloromethane	0.22	U	1.0	0.22
75-71-8	Dichlorodifluoromethane	0.14	U	1.0	0.14
100-41-4	Ethylbenzene	0.30	U	1.0	0.30

FORM I
GC/MS VOA ORGANICS ANALYSIS DATA SHEET

Lab Name: TestAmerica Edison | Job No.: 460-151079-1

SDG No.:

Client Sample ID: MW-545I | Lab Sample ID: 460-151079-27

Matrix: Water | Lab File ID: F60602.D

Analysis Method: 8260C | Date Collected: 02/27/2018 10:50

Sample wt/vol: 5(mL) | Date Analyzed: 03/09/2018 17:31

Soil Aliquot Vol: | Dilution Factor: 1

Soil Extract Vol.: | GC Column: Rtx-624 ID: 0.25(mm)

% Moisture: | Level: (low/med) Low

Analysis Batch No.: 502418 | Units: ug/L

CAS NO.	COMPOUND NAME	RESULT	Q	RL	MDL
76-13-1	Freon TF	0.34	U	1.0	0.34
98-82-8	Isopropylbenzene	0.32	U	1.0	0.32
179601-23-1	m&p-Xylene	0.28	U	1.0	0.28
79-20-9	Methyl acetate	0.58	U	5.0	0.58
108-87-2	Methylcyclohexane	0.22	U	1.0	0.22
75-09-2	Methylene Chloride	0.86	J	1.0	0.21
1634-04-4	MTBE	0.13	U	1.0	0.13
95-47-6	o-Xylene	0.32	U	1.0	0.32
100-42-5	Styrene	0.17	U	1.0	0.17
127-18-4	Tetrachloroethene	0.26	J	1.0	0.12
108-88-3	Toluene	0.25	U	1.0	0.25
156-60-5	trans-1,2-Dichloroethene	0.18	U	1.0	0.18
10061-02-6	trans-1,3-Dichloropropene	0.19	U	1.0	0.19
79-01-6	Trichloroethene	0.22	U	1.0	0.22
75-69-4	Trichlorofluoromethane	1.6		1.0	0.15
75-01-4	Vinyl chloride	0.060	U	1.0	0.060

CAS NO.	SURROGATE	%REC	Q	LIMITS
17060-07-0	1,2-Dichloroethane-d4 (Surr)	102		70-130
460-00-4	Bromofluorobenzene	98		70-130
1868-53-7	Dibromofluoromethane (Surr)	104		70-130
2037-26-5	Toluene-d8 (Surr)	98		70-130

FORM I
GC/MS VOA ORGANICS ANALYSIS DATA SHEET
TENTATIVELY IDENTIFIED COMPOUNDS

Lab Name: TestAmerica Edison | Job No.: 460-151079-1

SDG No.:

Client Sample ID: MW-545I | Lab Sample ID: 460-151079-27

Matrix: Water | Lab File ID: F60602.D

Analysis Method: 8260C | Date Collected: 02/27/2018 10:50

Sample wt/vol: 5(mL) | Date Analyzed: 03/09/2018 17:31

Soil Aliquot Vol: | Dilution Factor: 1

Soil Extract Vol.: | GC Column: Rtx-624 ID: 0.25(mm)

% Moisture: | Level: (low/med) Low

Analysis Batch No.: 502418 | Units: ug/L

Number TICs Found: 0 | TIC Result Total: 0

CAS NO.	COMPOUND NAME	RT	RESULT	Q	MATCH QUALITY
	Tentatively Identified Compound		None		

FORM I-TIC 8260C

TestAmerica Edison
Target Compound Quantitation Report

Data File: \\ChromNA\Edison\ChromData\CVOAMS6\20180309-68556.b\F60602.D
Lims ID: 460-151079-A-27
Client ID: MW-545I
Sample Type: Client
Inject. Date: 09-Mar-2018 17:31:30 ALS Bottle#: 19 Worklist Smp#: 20
Purge Vol: 5.000 mL Dil. Factor: 1.0000
Sample Info: 460-151079-A-27
Misc. Info.: 460-0068556-020
Operator ID: Instrument ID: CVOAMS6

Method: \\ChromNA\Edison\ChromData\CVOAMS6\20180309-68556.b\8260624W6.m
Limit Group: VOA - 8260C DKQP Water and Solid
Last Update: 12-Mar-2018 17:46:13 Calib Date: 09-Mar-2018 04:49:30
Integrator: RTE ID Type: Deconvolution ID
Quant Method: Internal Standard Quant By: Initial Calibration
Last ICal File: \\ChromNA\Edison\ChromData\CVOAMS6\20180309-68530.b\F60575.D

Column 1 : Rtx-624 (0.25 mm) Det: MS SCAN
Process Host: XAWRK008

First Level Reviewer: delpolitov Date: 12-Mar-2018 17:46:13

Compound	Sig	RT (min.)	Exp RT (min.)	Dlt RT (min.)	Q	Response	OnCol Amt ug/l	Flags
9 Trichlorofluoromethane	101	2.379	2.371	0.008	92	9208	1.58	
* 26 TBA-d9 (IS)	65	3.217	3.209	0.008	0	276911	1000.0	
27 Methylene Chloride	84	3.217	3.217	0.000	30	3564	0.8646	
* 38 2-Butanone-d5	46	4.269	4.261	0.008	0	273461	250.0	
48 Chloroform	83	4.598	4.581	0.017	94	4704	0.7347	
$ 51 Dibromofluoromethane (Surr	113	4.746	4.738	0.008	97	165578	51.9	
$ 56 1,2-Dichloroethane-d4 (Sur	65	5.099	5.091	0.008	0	173252	51.0	
* 61 Fluorobenzene	96	5.370	5.362	0.008	99	551222	50.0	
* 67 1,4-Dioxane-d8	96	6.060	6.052	0.008	0	25871	1000.0	
$ 78 Toluene-d8 (Surr)	98	7.030	7.022	0.008	99	537287	49.0	
83 Tetrachloroethene	166	7.720	7.712	0.008	42	1172	0.2639	
* 89 Chlorobenzene-d5	117	8.821	8.813	0.008	85	451979	50.0	
$ 100 4-Bromofluorobenzene	174	10.070	10.070	0.000	95	213045	48.9	
* 116 1,4-Dichlorobenzene-d4	152	10.941	10.941	0.000	94	299371	50.0	

Reagents:

VOA6IS/SURR_00009 Amount Added: 5.00 Units: uL Run Reagent

Report Date: 12-Mar-2018 17:46:16 Chrom Revision: 2.2 08-Feb-2018 13:38:42

TestAmerica Edison

Data File: \\ChromNA\Edison\ChromData\CVOAMS6\20180309-68556.b\F60602.D

Injection Date:	09-Mar-2018 17:31:30	Instrument ID:	CVOAMS6	Operator ID:	
Lims ID:	460-151079-A-27	Lab Sample ID:	460-151079-27	Worklist Smp#:	20
Client ID:	MW-545I				
Purge Vol:	5.000 mL	Dil. Factor:	1.0000	ALS Bottle#:	19
Method:	8260624W6	Limit Group:	VOA - 8260C DKQP Water and Solid		

Column: Rtx-624 (0.25 mm)

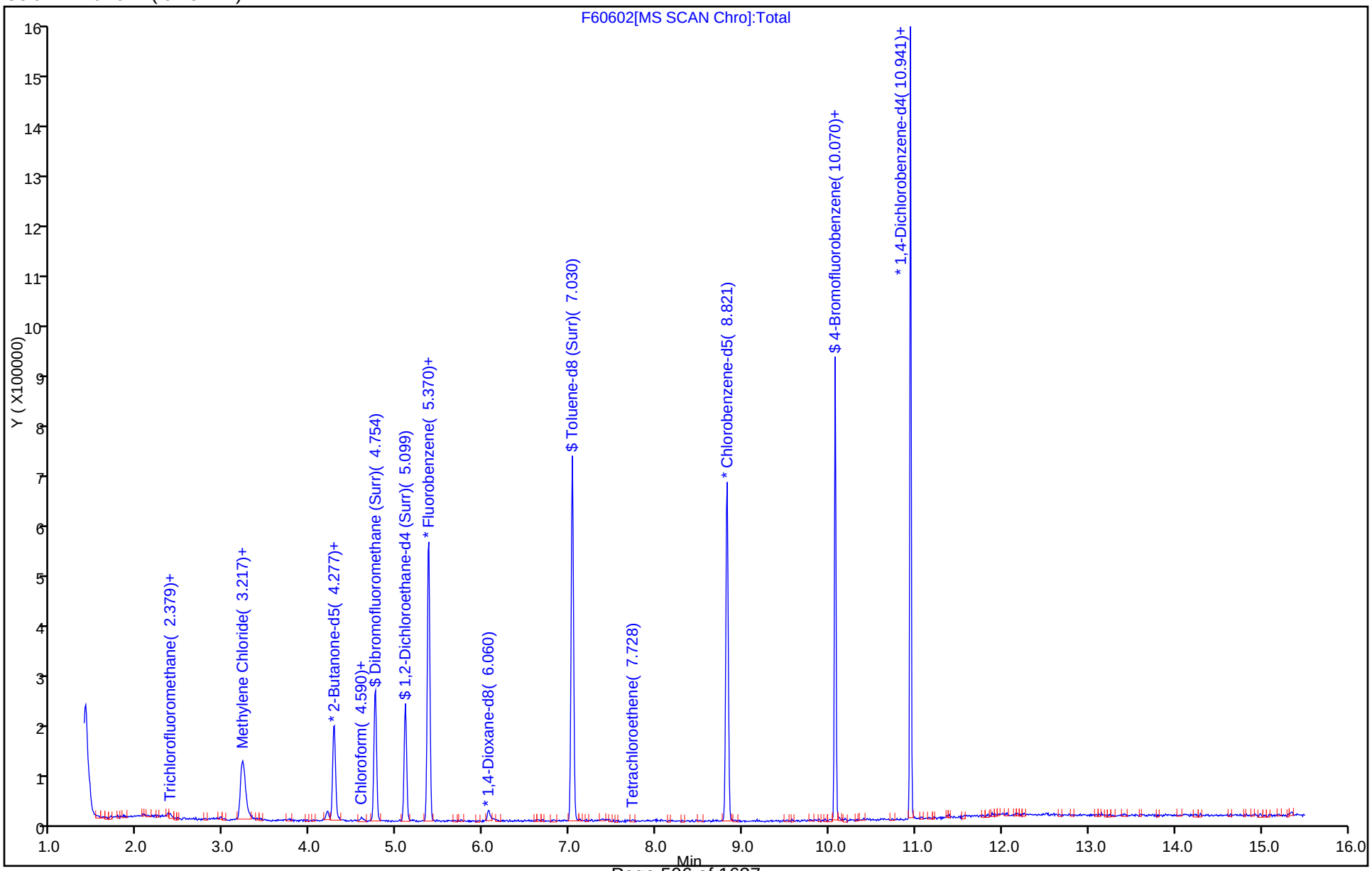

Report Date: 12-Mar-2018 17:46:17 Chrom Revision: 2.2 08-Feb-2018 13:38:42

TestAmerica Edison

Data File: \\ChromNA\Edison\ChromData\CVOAMS6\20180309-68556.b\F60602.D

Injection Date:	09-Mar-2018 17:31:30	Instrument ID:	CVOAMS6
Lims ID:	460-151079-A-27	Lab Sample ID:	460-151079-27
Client ID:	MW-545I		
Operator ID:		ALS Bottle#:	19 Worklist Smp#: 20
Purge Vol:	5.000 mL	Dil. Factor:	1.0000
Method:	8260624W6	Limit Group:	VOA - 8260C DKQP Water and Solid
Column:	Rtx-624 (0.25 mm)	Detector	MS SCAN

48 Chloroform, CAS: 67-66-3

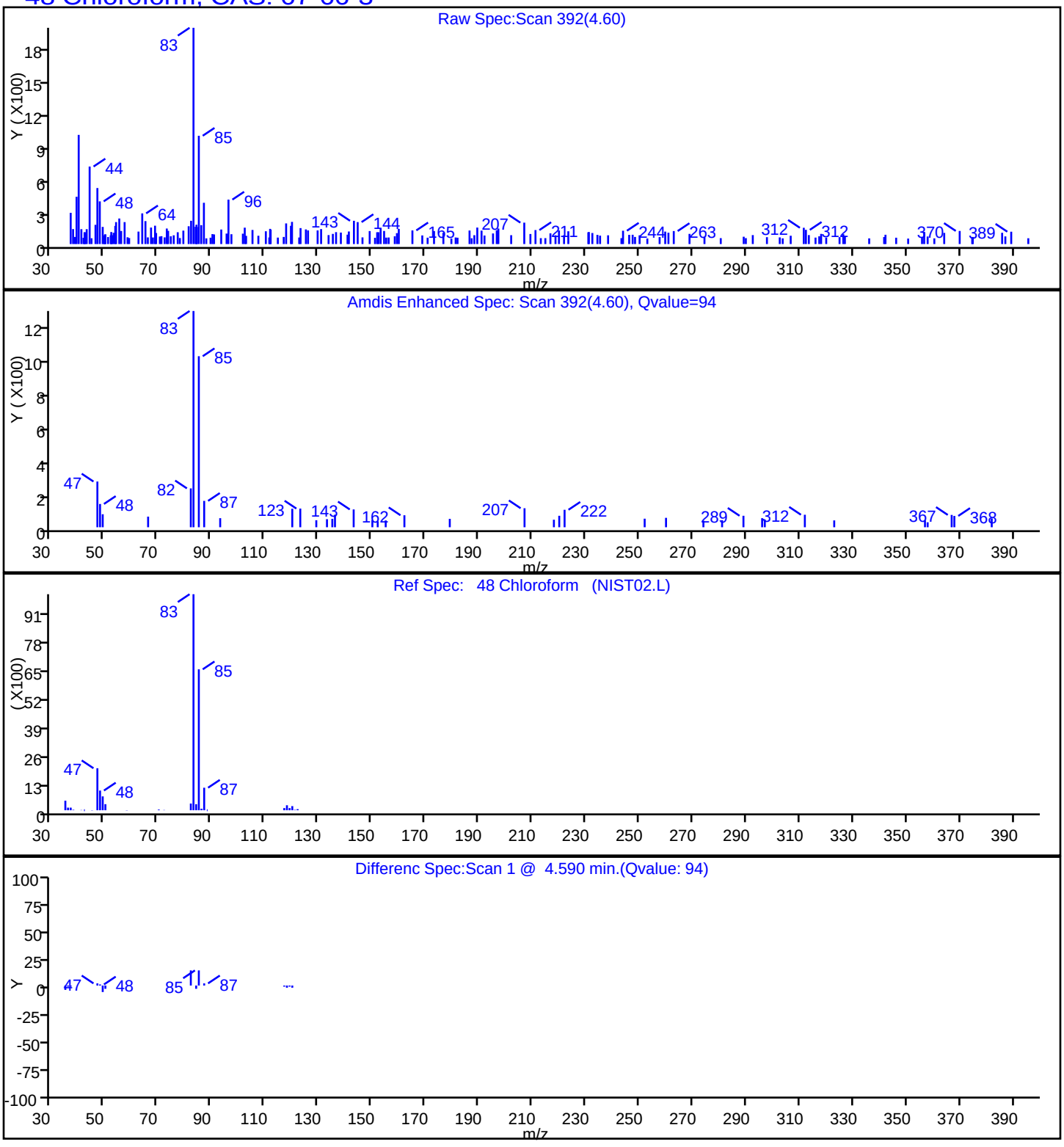

Report Date: 12-Mar-2018 17:46:16 Chrom Revision: 2.2 08-Feb-2018 13:38:42

TestAmerica Edison

Data File: \\ChromNA\Edison\ChromData\CVOAMS6\20180309-68556.b\F60602.D

Injection Date:	09-Mar-2018 17:31:30	Instrument ID:	CVOAMS6
Lims ID:	460-151079-A-27	Lab Sample ID:	460-151079-27
Client ID:	MW-545I		
Operator ID:		ALS Bottle#:	19 Worklist Smp#: 20
Purge Vol:	5.000 mL	Dil. Factor:	1.0000
Method:	8260624W6	Limit Group:	VOA - 8260C DKQP Water and Solid
Column:	Rtx-624 (0.25 mm)	Detector	MS SCAN

27 Methylene Chloride, CAS: 75-09-2

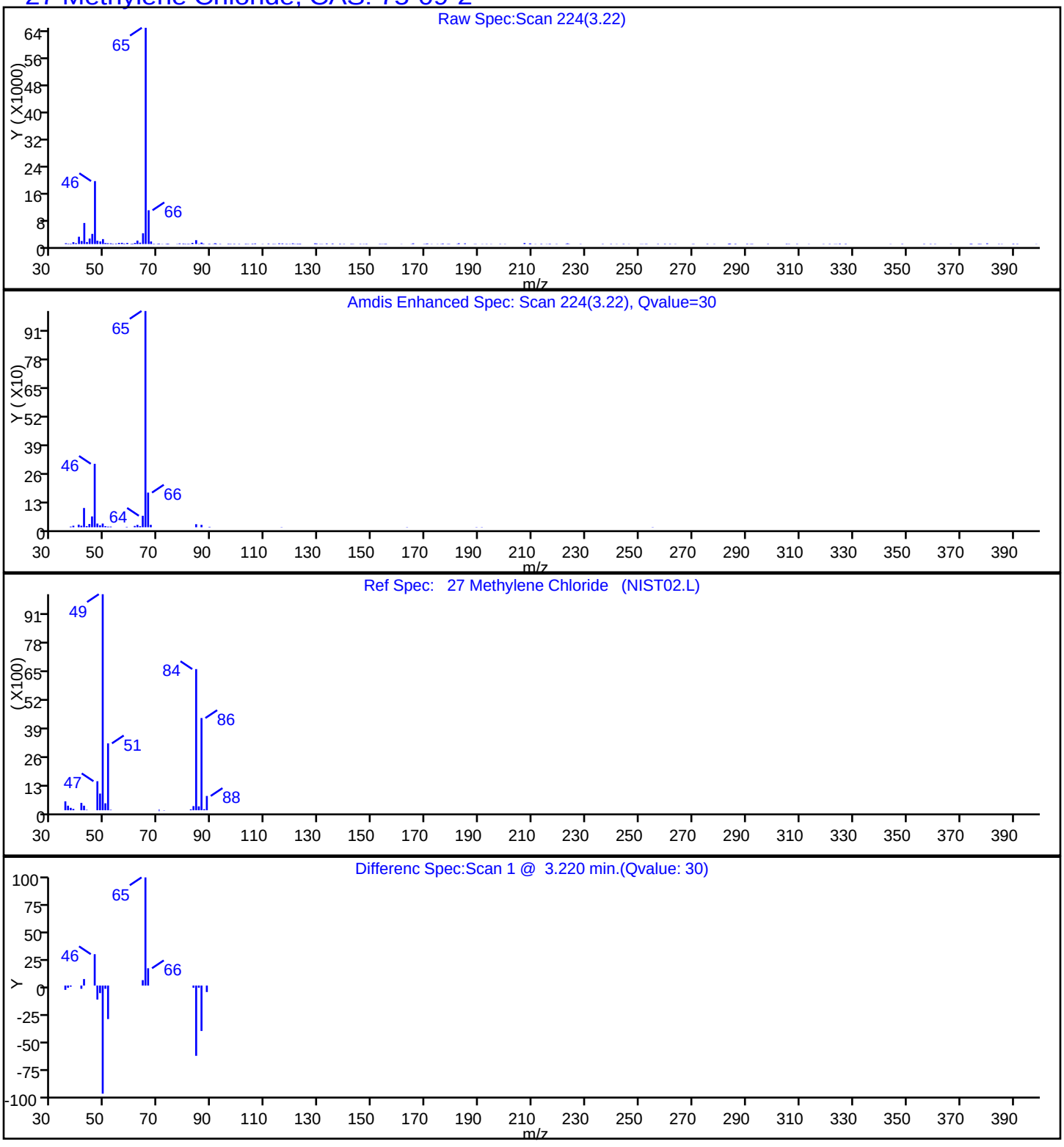

Report Date: 12-Mar-2018 17:46:17 Chrom Revision: 2.2 08-Feb-2018 13:38:42

TestAmerica Edison

Data File: \\ChromNA\Edison\ChromData\CVOAMS6\20180309-68556.b\F60602.D

Injection Date:	09-Mar-2018 17:31:30	Instrument ID:	CVOAMS6
Lims ID:	460-151079-A-27	Lab Sample ID:	460-151079-27
Client ID:	MW-545I		
Operator ID:		ALS Bottle#:	19 Worklist Smp#: 20
Purge Vol:	5.000 mL	Dil. Factor:	1.0000
Method:	8260624W6	Limit Group:	VOA - 8260C DKQP Water and Solid
Column:	Rtx-624 (0.25 mm)	Detector	MS SCAN

83 Tetrachloroethene, CAS: 127-18-4

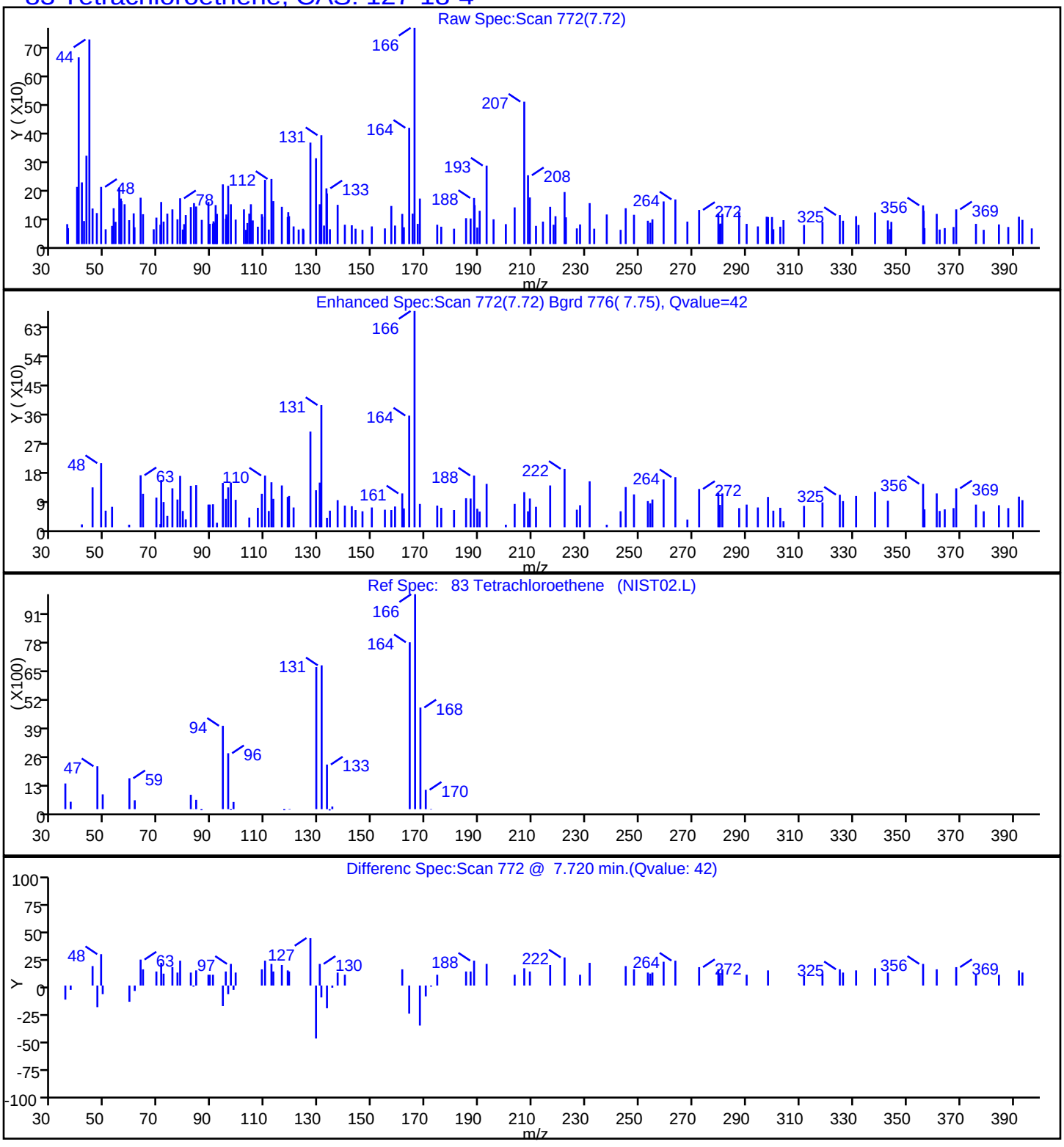

Report Date: 12-Mar-2018 17:46:16 Chrom Revision: 2.2 08-Feb-2018 13:38:42

TestAmerica Edison

Data File: \\ChromNA\Edison\ChromData\CVOAMS6\20180309-68556.b\F60602.D

Injection Date:	09-Mar-2018 17:31:30	Instrument ID:	CVOAMS6
Lims ID:	460-151079-A-27	Lab Sample ID:	460-151079-27
Client ID:	MW-545I		
Operator ID:		ALS Bottle#:	19 Worklist Smp#: 20
Purge Vol:	5.000 mL	Dil. Factor:	1.0000
Method:	8260624W6	Limit Group:	VOA - 8260C DKQP Water and Solid
Column:	Rtx-624 (0.25 mm)	Detector	MS SCAN

9 Trichlorofluoromethane, CAS: 75-69-4

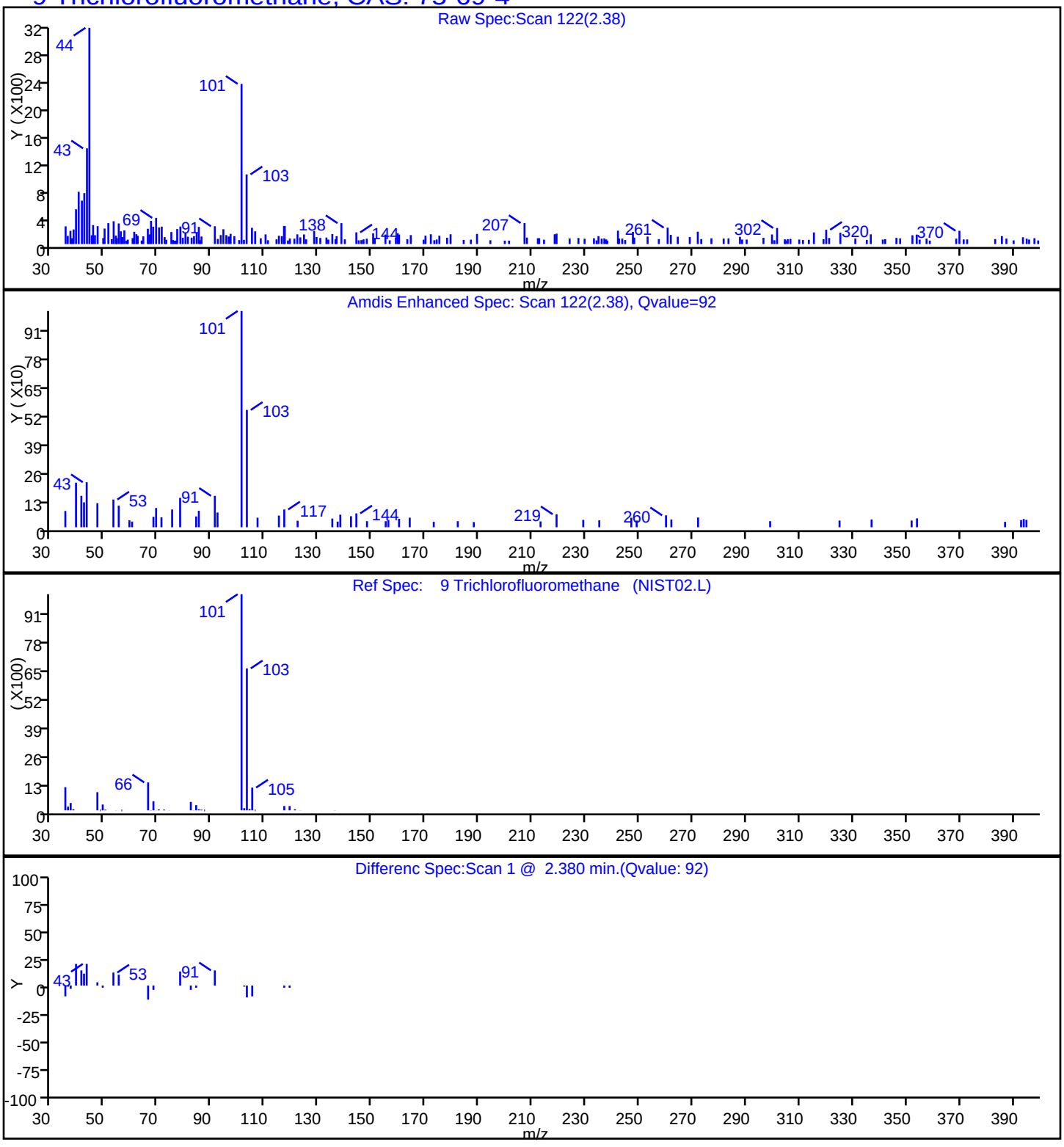

User Disabled Compound Report

TestAmerica Edison

Data File:	\\ChromNA\Edison\ChromData\CVOAMS6\20180309-68556.b\F60602.D		
Injection Date:	09-Mar-2018 17:31:30	Instrument ID:	CVOAMS6
Lims ID:	460-151079-A-27	Lab Sample ID:	460-151079-27
Client ID:	MW-545I		
Operator ID:		ALS Bottle#:	19 Worklist Smp#: 20
Purge Vol:	5.000 mL	Dil. Factor:	1.0000
Method:	8260624W6	Limit Group:	VOA - 8260C DKQP Water and Solid
Column:	Rtx-624 (0.25 mm)	Detector	MS SCAN

82 1,1,2-Trichloroethane, CAS: 79-00-5

Processing Results

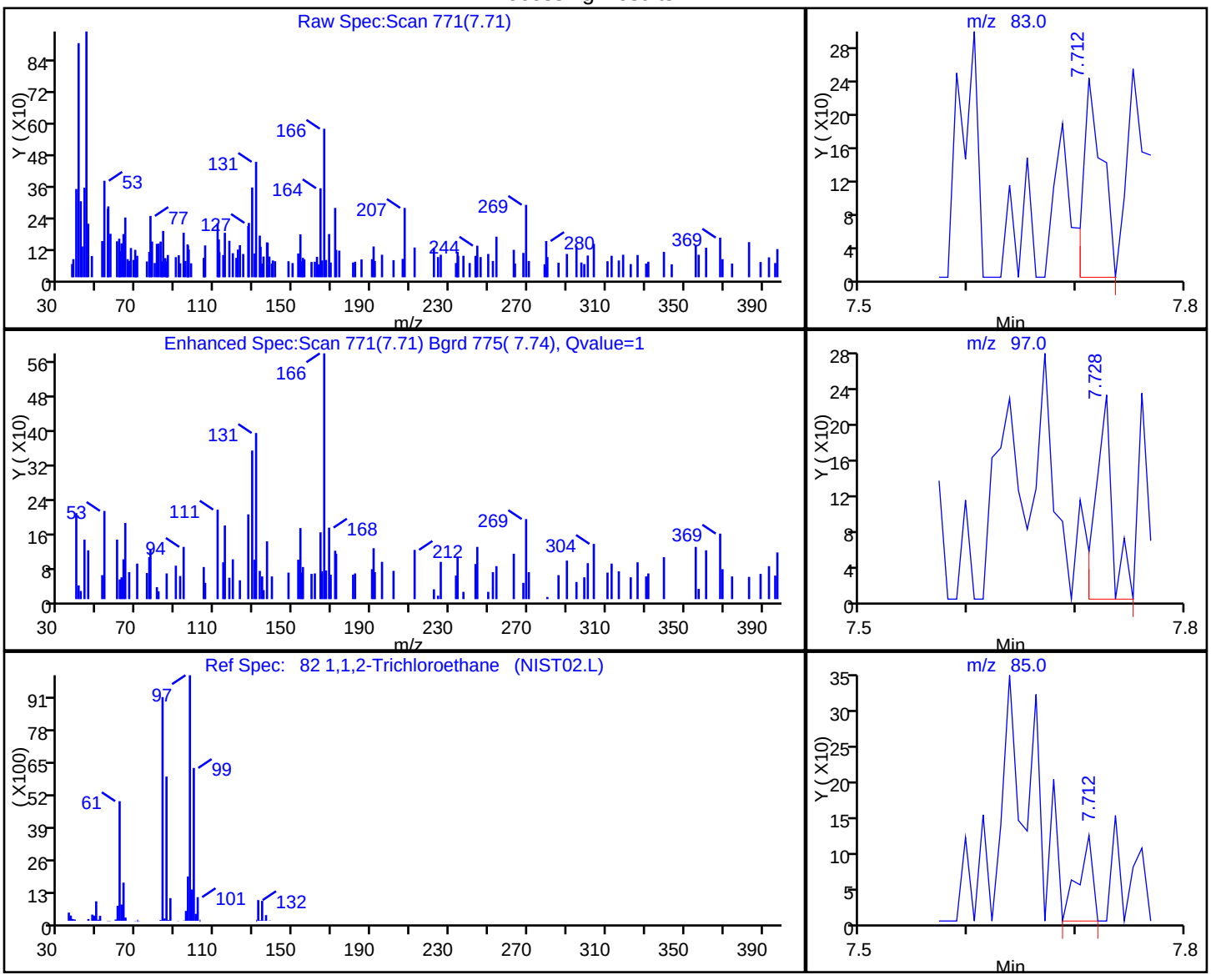

RT	Mass	Response	Amount
7.71	83.00	286	0.111363
7.73	97.00	244	
7.71	85.00	113	

Reviewer: delpolitov, 12-Mar-2018 17:46:13

Audit Action: Marked Compound Undetected Audit Reason: Invalid Compound ID

User Disabled Compound Report

TestAmerica Edison

Data File:	\\ChromNA\Edison\ChromData\CVOAMS6\20180309-68556.b\F60602.D		
Injection Date:	09-Mar-2018 17:31:30	Instrument ID:	CVOAMS6
Lims ID:	460-151079-A-27	Lab Sample ID:	460-151079-27
Client ID:	MW-545I		
Operator ID:		ALS Bottle#:	19 Worklist Smp#: 20
Purge Vol:	5.000 mL	Dil. Factor:	1.0000
Method:	8260624W6	Limit Group:	VOA - 8260C DKQP Water and Solid
Column:	Rtx-624 (0.25 mm)	Detector	MS SCAN

124 1,2-Dibromo-3-Chloropropane, CAS: 96-12-8

Processing Results

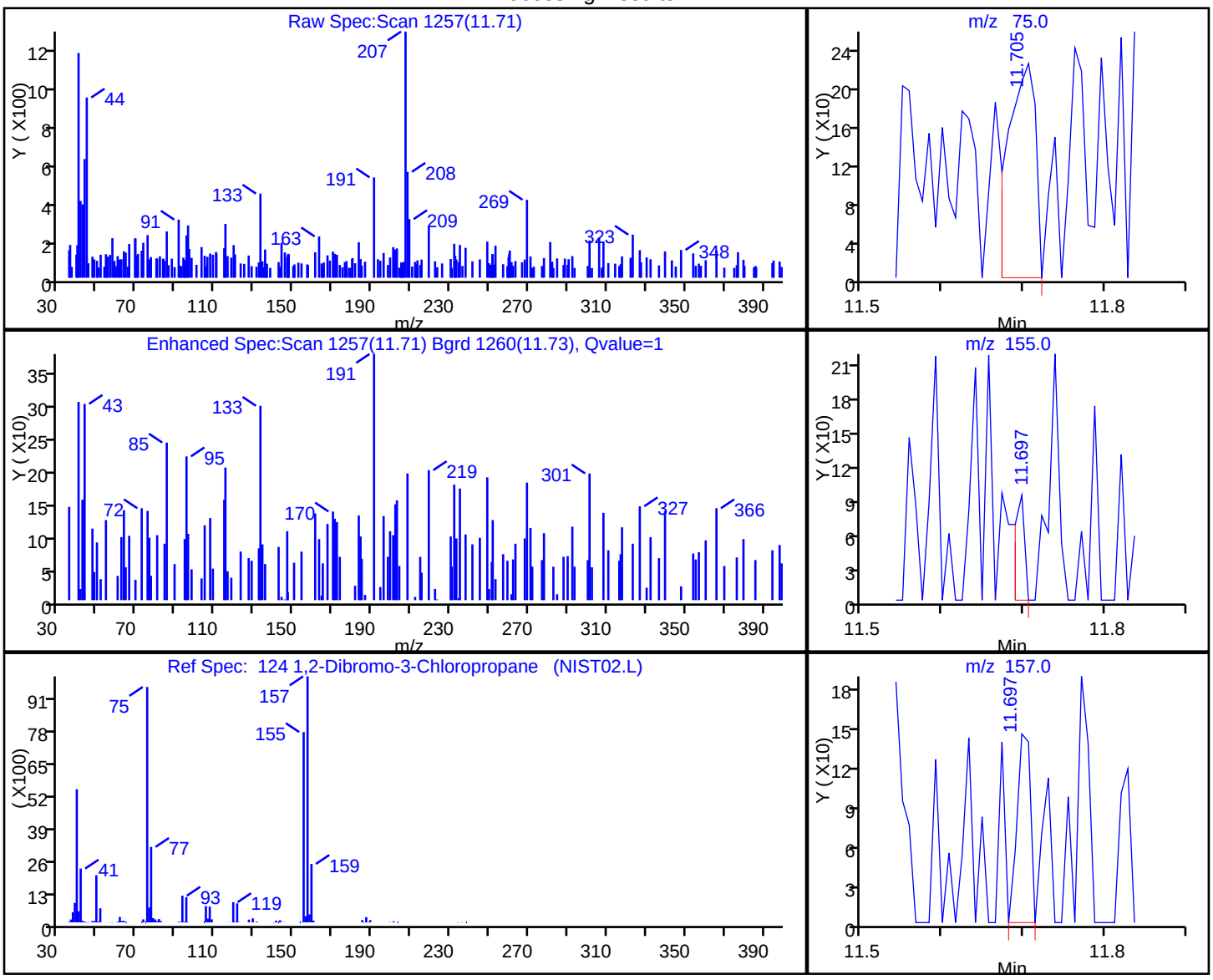

RT	Mass	Response	Amount
11.71	75.00	513	0.530663
11.70	155.00	79	
11.70	157.00	163	

Reviewer: delpolitov, 12-Mar-2018 17:46:13

Audit Action: Marked Compound Undetected Audit Reason: Invalid Compound ID

User Disabled Compound Report

TestAmerica Edison

Data File:	\\ChromNA\Edison\ChromData\CVOAMS6\20180309-68556.b\F60602.D		
Injection Date:	09-Mar-2018 17:31:30	Instrument ID:	CVOAMS6
Lims ID:	460-151079-A-27	Lab Sample ID:	460-151079-27
Client ID:	MW-545I		
Operator ID:		ALS Bottle#:	19 Worklist Smp#: 20
Purge Vol:	5.000 mL	Dil. Factor:	1.0000
Method:	8260624W6	Limit Group:	VOA - 8260C DKQP Water and Solid
Column:	Rtx-624 (0.25 mm)	Detector	MS SCAN

59 1,2-Dichloroethane, CAS: 107-06-2

Processing Results

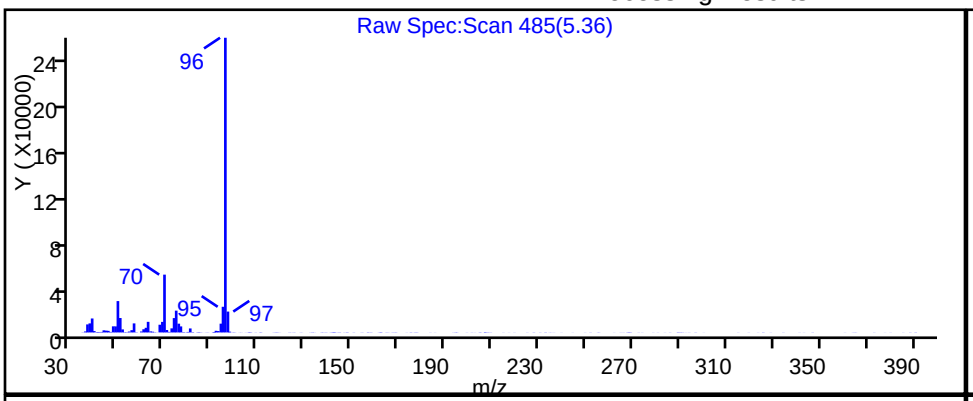

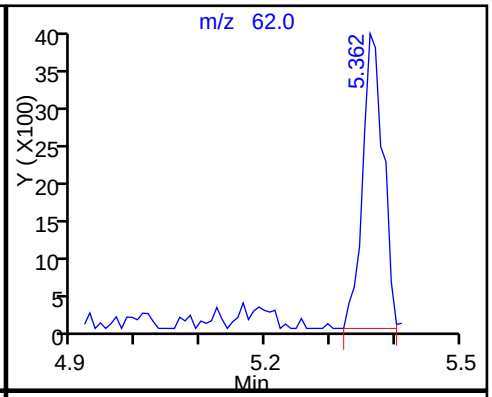

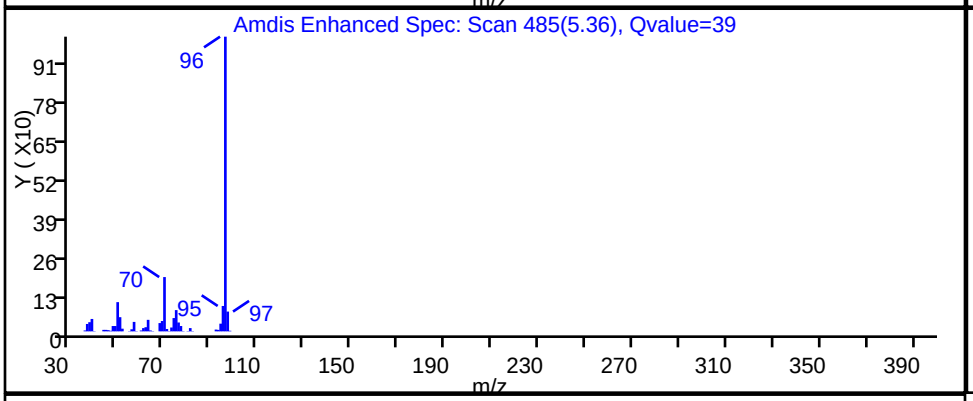

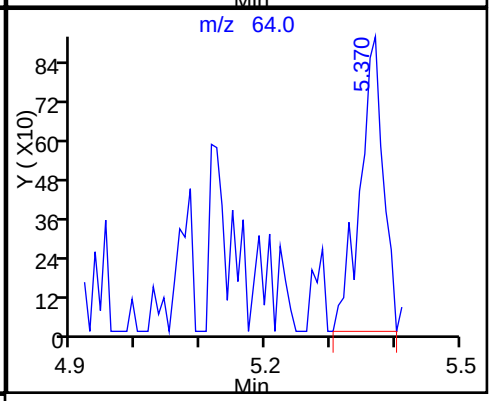

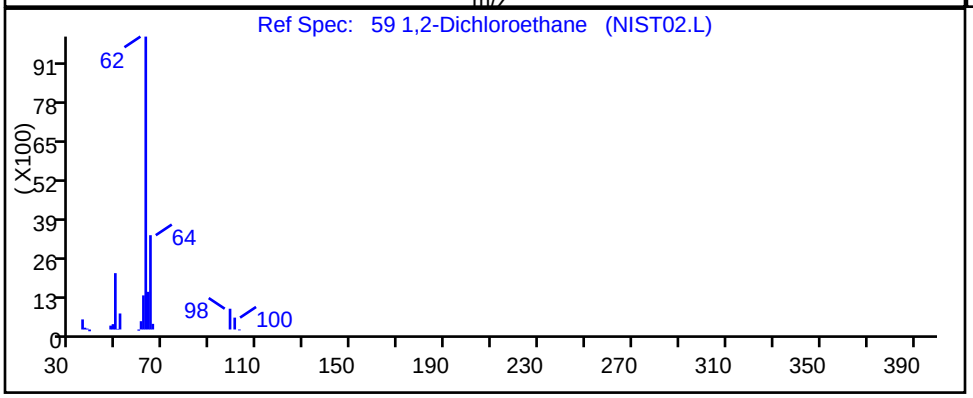

RT	Mass	Response	Amount
5.36	62.00	8730	1.860466
5.37	64.00	2275	

Reviewer: delpolitov, 12-Mar-2018 17:46:13

Audit Action: Marked Compound Undetected Audit Reason: Invalid Compound ID

User Disabled Compound Report

TestAmerica Edison

Data File:	\\ChromNA\Edison\ChromData\CVOAMS6\20180309-68556.b\F60602.D		
Injection Date:	09-Mar-2018 17:31:30	Instrument ID:	CVOAMS6
Lims ID:	460-151079-A-27	Lab Sample ID:	460-151079-27
Client ID:	MW-545I		
Operator ID:		ALS Bottle#:	19 Worklist Smp#: 20
Purge Vol:	5.000 mL	Dil. Factor:	1.0000
Method:	8260624W6	Limit Group:	VOA - 8260C DKQP Water and Solid
Column:	Rtx-624 (0.25 mm)	Detector	MS SCAN

66 1,2-Dichloropropane, CAS: 78-87-5

Processing Results

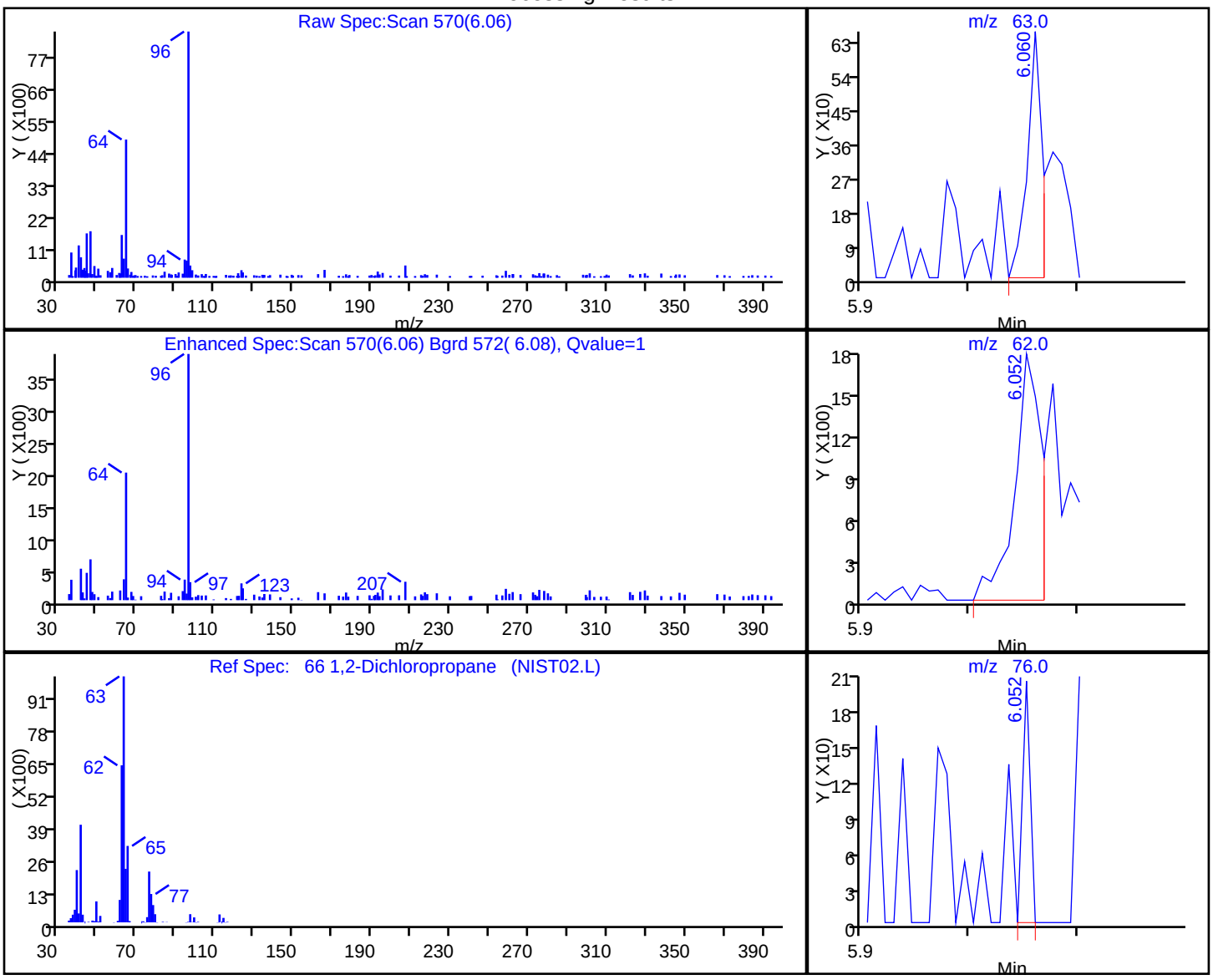

RT	Mass	Response	Amount
6.06	63.00	630	0.195448
6.05	62.00	3071	
6.05	76.00	102	
6.00	112.00	0	

Reviewer: delpolitov, 12-Mar-2018 17:46:13

Audit Action: Marked Compound Undetected Audit Reason: Invalid Compound ID

User Disabled Compound Report

TestAmerica Edison

Data File:	\\ChromNA\Edison\ChromData\CVOAMS6\20180309-68556.b\F60602.D		
Injection Date:	09-Mar-2018 17:31:30	Instrument ID:	CVOAMS6
Lims ID:	460-151079-A-27	Lab Sample ID:	460-151079-27
Client ID:	MW-545I		
Operator ID:		ALS Bottle#:	19 Worklist Smp#: 20
Purge Vol:	5.000 mL	Dil. Factor:	1.0000
Method:	8260624W6	Limit Group:	VOA - 8260C DKQP Water and Solid
Column:	Rtx-624 (0.25 mm)	Detector	MS SCAN

41 2-Butanone (MEK), CAS: 78-93-3

Processing Results

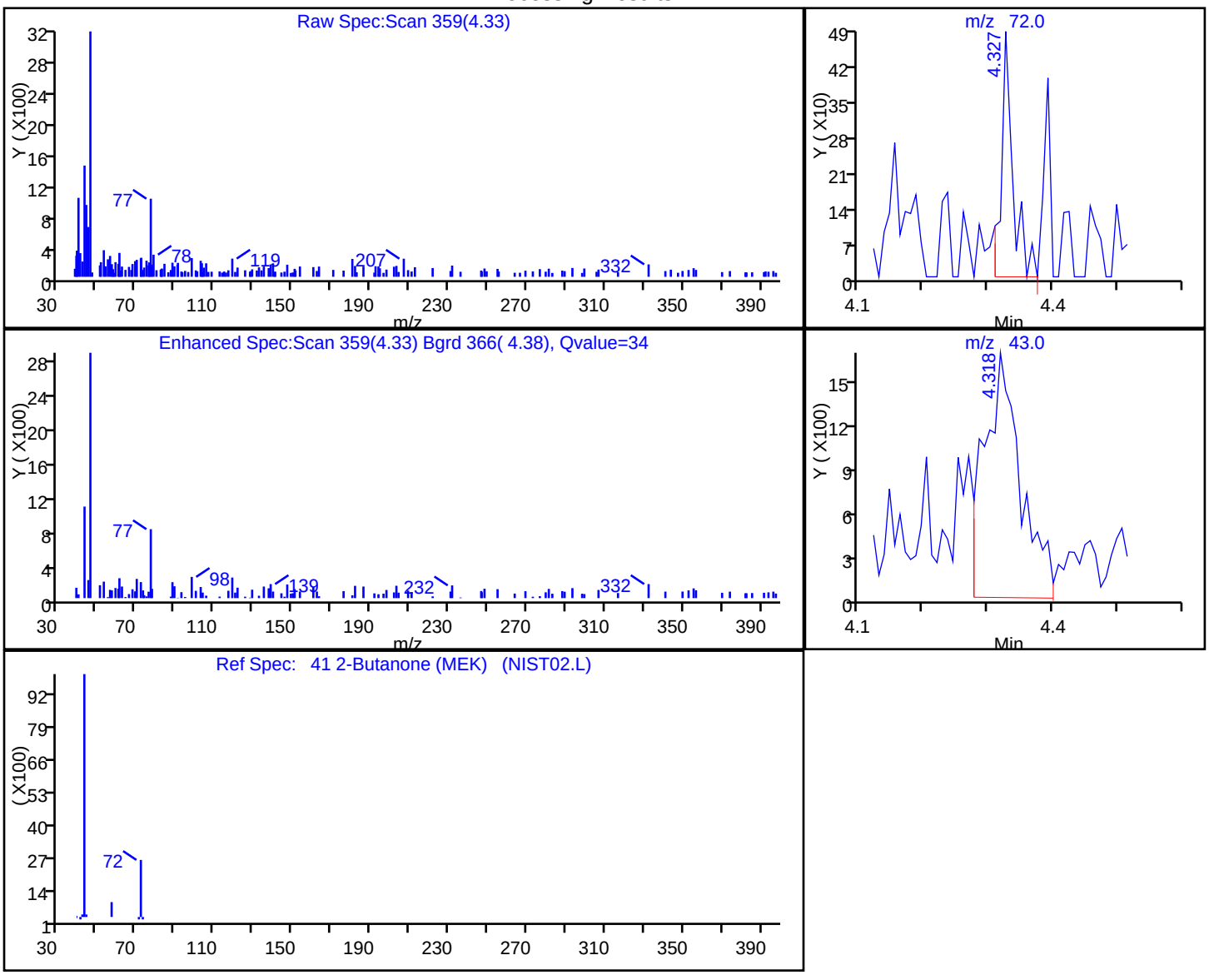

RT	Mass	Response	Amount
4.33	72.00	601	3.426772
4.32	43.00	6335	

Reviewer: delpolitov, 12-Mar-2018 17:46:13

Audit Action: Marked Compound Undetected Audit Reason: Invalid Compound ID

User Disabled Compound Report

TestAmerica Edison

Data File:	\\ChromNA\Edison\ChromData\CVOAMS6\20180309-68556.b\F60602.D		
Injection Date:	09-Mar-2018 17:31:30	Instrument ID:	CVOAMS6
Lims ID:	460-151079-A-27	Lab Sample ID:	460-151079-27
Client ID:	MW-545I		
Operator ID:		ALS Bottle#:	19 Worklist Smp#: 20
Purge Vol:	5.000 mL	Dil. Factor:	1.0000
Method:	8260624W6	Limit Group:	VOA - 8260C DKQP Water and Solid
Column:	Rtx-624 (0.25 mm)	Detector	MS SCAN

77 4-Methyl-2-pentanone (MIBK), CAS: 108-10-1

Processing Results

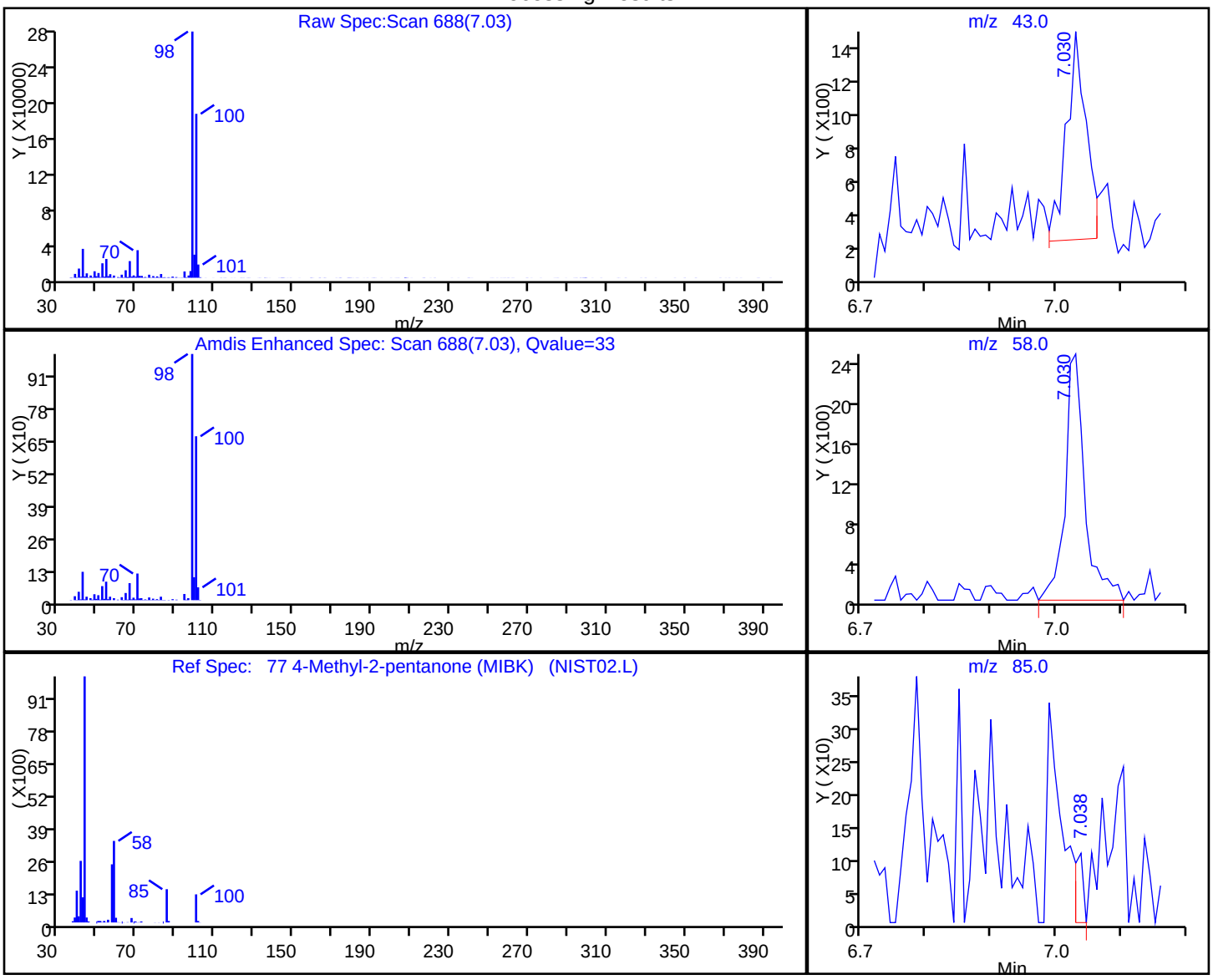

RT	Mass	Response	Amount
7.03	43.00	2524	0.856731
7.03	58.00	5120	
7.04	85.00	96	
7.03	100.00	354964	

Reviewer: delpolitov, 12-Mar-2018 17:46:13

Audit Action: Marked Compound Undetected Audit Reason: Invalid Compound ID

User Disabled Compound Report

TestAmerica Edison

Data File:	\\ChromNA\Edison\ChromData\CVOAMS6\20180309-68556.b\F60602.D		
Injection Date:	09-Mar-2018 17:31:30	Instrument ID:	CVOAMS6
Lims ID:	460-151079-A-27	Lab Sample ID:	460-151079-27
Client ID:	MW-545I		
Operator ID:		ALS Bottle#:	19 Worklist Smp#: 20
Purge Vol:	5.000 mL	Dil. Factor:	1.0000
Method:	8260624W6	Limit Group:	VOA - 8260C DKQP Water and Solid
Column:	Rtx-624 (0.25 mm)	Detector	MS SCAN

6 Bromomethane, CAS: 74-83-9

Processing Results

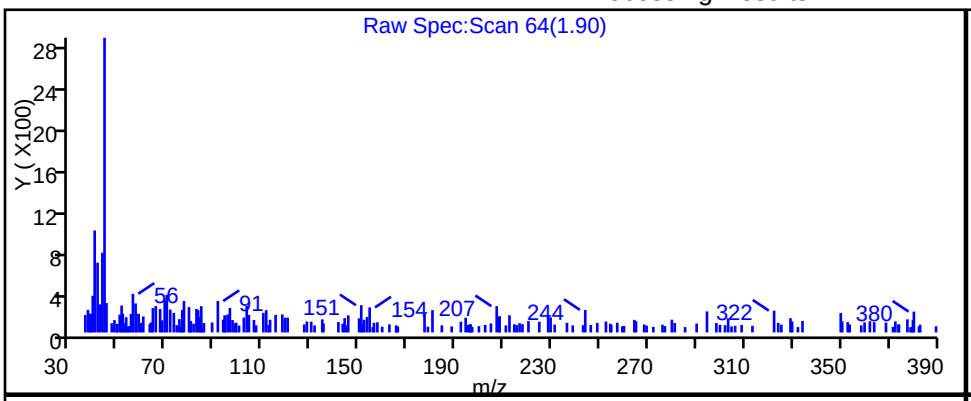

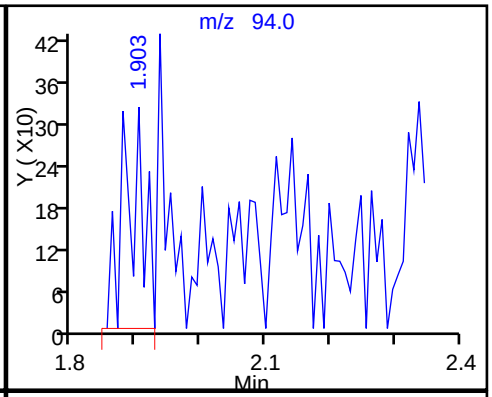

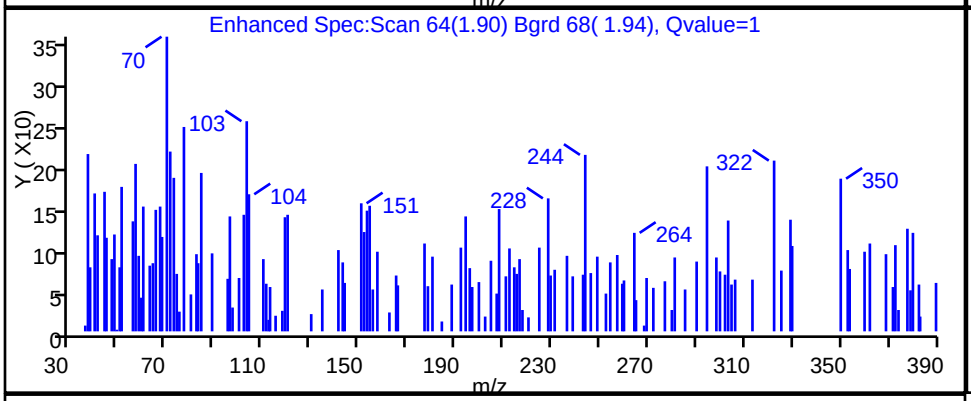

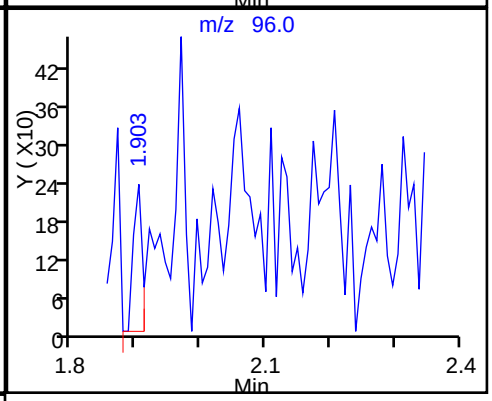

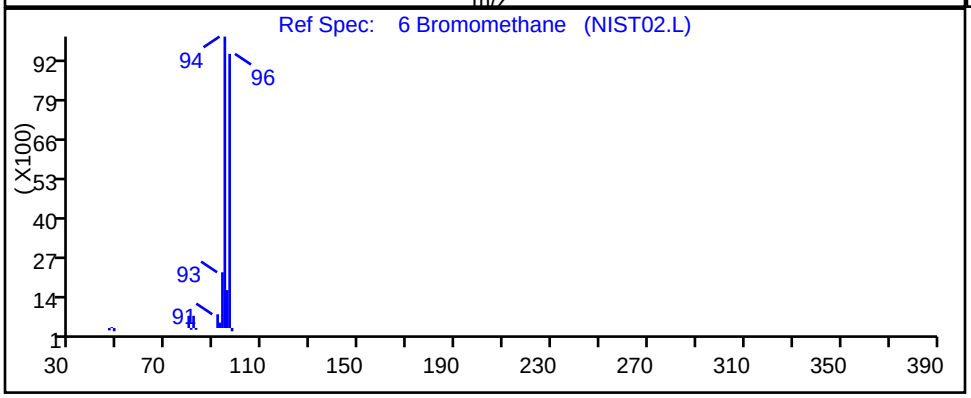

RT	Mass	Response	Amount
1.90	94.00	676	0.252884
1.90	96.00	226	

Reviewer: delpolitov, 12-Mar-2018 17:46:13

Audit Action: Marked Compound Undetected Audit Reason: Invalid Compound ID

User Disabled Compound Report

TestAmerica Edison

Data File:	\\ChromNA\Edison\ChromData\CVOAMS6\20180309-68556.b\F60602.D		
Injection Date:	09-Mar-2018 17:31:30	Instrument ID:	CVOAMS6
Lims ID:	460-151079-A-27	Lab Sample ID:	460-151079-27
Client ID:	MW-545I		
Operator ID:		ALS Bottle#:	19 Worklist Smp#: 20
Purge Vol:	5.000 mL	Dil. Factor:	1.0000
Method:	8260624W6	Limit Group:	VOA - 8260C DKQP Water and Solid
Column:	Rtx-624 (0.25 mm)	Detector	MS SCAN

4 Vinyl chloride, CAS: 75-01-4

Processing Results

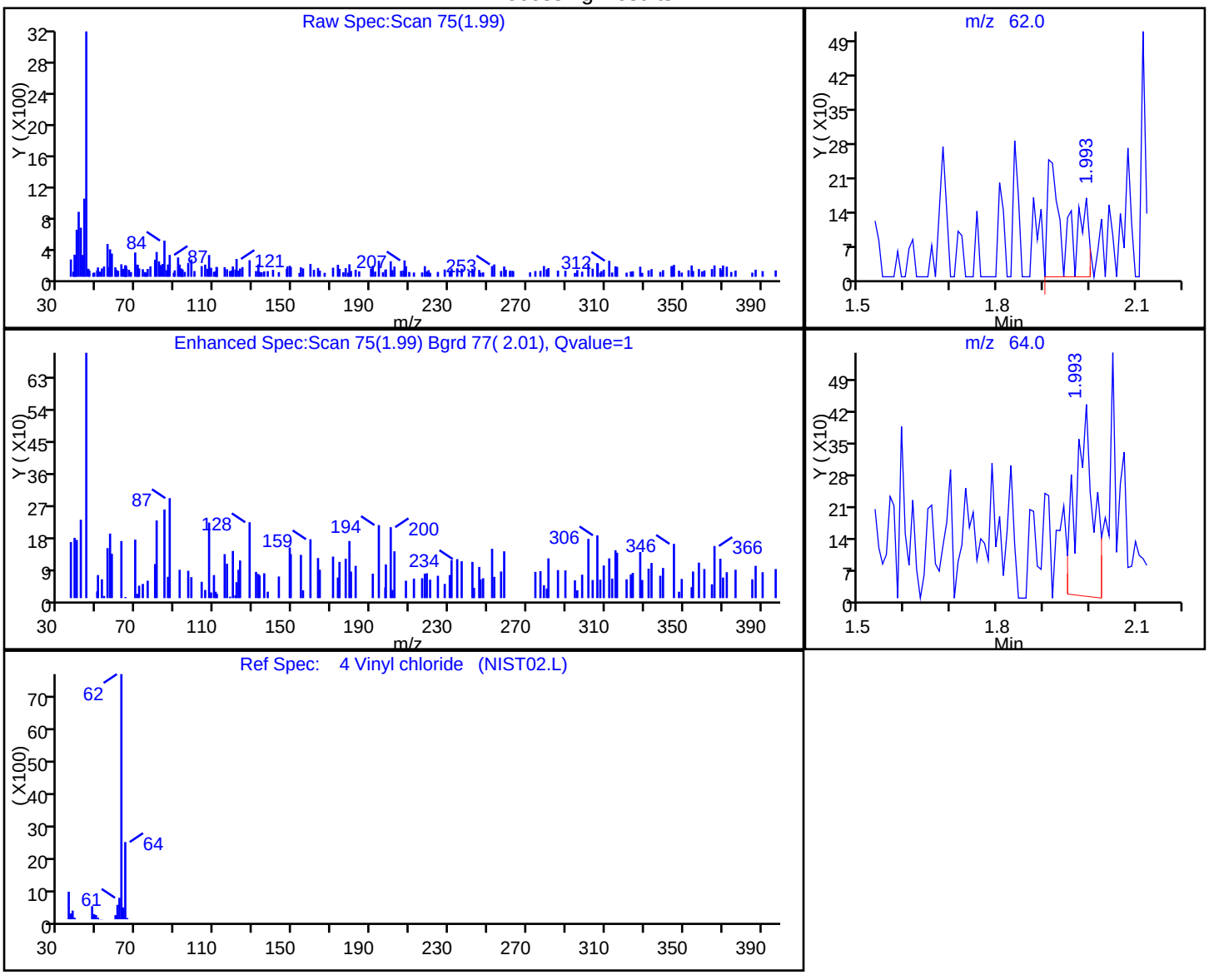

RT	Mass	Response	Amount
1.99	62.00	715	0.169796
1.99	64.00	1109	

Reviewer: delpolitov, 12-Mar-2018 17:46:13

Audit Action: Marked Compound Undetected Audit Reason: Invalid Compound ID

FORM I
GC/MS VOA ORGANICS ANALYSIS DATA SHEET

Lab Name: TestAmerica Edison | Job No.: 460-151079-1

SDG No.:

Client Sample ID: MW-545D | Lab Sample ID: 460-151079-28

Matrix: Water | Lab File ID: F60603.D

Analysis Method: 8260C | Date Collected: 02/27/2018 11:00

Sample wt/vol: 5(mL) | Date Analyzed: 03/09/2018 17:55

Soil Aliquot Vol: | Dilution Factor: 1

Soil Extract Vol.: | GC Column: Rtx-624 ID: 0.25(mm)

% Moisture: | Level: (low/med) Low

Analysis Batch No.: 502418 | Units: ug/L

CAS NO.	COMPOUND NAME	RESULT	Q	RL	MDL
71-55-6	1,1,1-Trichloroethane	0.28	U	1.0	0.28
79-34-5	1,1,2,2-Tetrachloroethane	0.19	U	1.0	0.19
79-00-5	1,1,2-Trichloroethane	0.080	U	1.0	0.080
75-34-3	1,1-Dichloroethane	0.24	U	1.0	0.24
75-35-4	1,1-Dichloroethene	0.34	U	1.0	0.34
87-61-6	1,2,3-Trichlorobenzene	0.35	U	1.0	0.35
120-82-1	1,2,4-Trichlorobenzene	0.27	U	1.0	0.27
96-12-8	1,2-Dibromo-3-Chloropropane	0.23	U	1.0	0.23
106-93-4	1,2-Dibromoethane	0.19	U	1.0	0.19
95-50-1	1,2-Dichlorobenzene	0.22	U	1.0	0.22
107-06-2	1,2-Dichloroethane	0.25	U	1.0	0.25
78-87-5	1,2-Dichloropropane	0.18	U	1.0	0.18
541-73-1	1,3-Dichlorobenzene	0.33	U	1.0	0.33
106-46-7	1,4-Dichlorobenzene	0.33	U	1.0	0.33
123-91-1	1,4-Dioxane	8.7	U	50	8.7
78-93-3	2-Butanone	2.2	U	5.0	2.2
591-78-6	2-Hexanone	0.72	U	5.0	0.72
108-10-1	4-Methyl-2-pentanone	0.63	U	5.0	0.63
67-64-1	Acetone	1.1	U	5.0	1.1
71-43-2	Benzene	0.090	U	1.0	0.090
74-97-5	Bromochloromethane	0.30	U	1.0	0.30
75-27-4	Bromodichloromethane	0.15	U	1.0	0.15
75-25-2	Bromoform	0.18	U	1.0	0.18
74-83-9	Bromomethane	0.18	U	1.0	0.18
75-15-0	Carbon disulfide	0.22	U	1.0	0.22
56-23-5	Carbon tetrachloride	0.33	U	1.0	0.33
108-90-7	Chlorobenzene	0.24	U	1.0	0.24
75-00-3	Chloroethane	0.37	U	1.0	0.37
67-66-3	Chloroform	0.54	J	1.0	0.22
74-87-3	Chloromethane	0.22	U	1.0	0.22
156-59-2	cis-1,2-Dichloroethene	0.26	U	1.0	0.26
10061-01-5	cis-1,3-Dichloropropene	0.16	U	1.0	0.16
110-82-7	Cyclohexane	0.26	U	1.0	0.26
124-48-1	Dibromochloromethane	0.22	U	1.0	0.22
75-71-8	Dichlorodifluoromethane	0.14	U	1.0	0.14
100-41-4	Ethylbenzene	0.30	U	1.0	0.30

FORM I
GC/MS VOA ORGANICS ANALYSIS DATA SHEET

Lab Name: TestAmerica Edison | Job No.: 460-151079-1

SDG No.:

Client Sample ID: MW-545D | Lab Sample ID: 460-151079-28

Matrix: Water | Lab File ID: F60603.D

Analysis Method: 8260C | Date Collected: 02/27/2018 11:00

Sample wt/vol: 5(mL) | Date Analyzed: 03/09/2018 17:55

Soil Aliquot Vol: | Dilution Factor: 1

Soil Extract Vol.: | GC Column: Rtx-624 ID: 0.25(mm)

% Moisture: | Level: (low/med) Low

Analysis Batch No.: 502418 | Units: ug/L

CAS NO.	COMPOUND NAME	RESULT	Q	RL	MDL
76-13-1	Freon TF	0.34	U	1.0	0.34
98-82-8	Isopropylbenzene	0.32	U	1.0	0.32
179601-23-1	m&p-Xylene	0.28	U	1.0	0.28
79-20-9	Methyl acetate	0.58	U	5.0	0.58
108-87-2	Methylcyclohexane	0.22	U	1.0	0.22
75-09-2	Methylene Chloride	0.74	J	1.0	0.21
1634-04-4	MTBE	0.13	U	1.0	0.13
95-47-6	o-Xylene	0.32	U	1.0	0.32
100-42-5	Styrene	0.17	U	1.0	0.17
127-18-4	Tetrachloroethene	2.8		1.0	0.12
108-88-3	Toluene	0.25	U	1.0	0.25
156-60-5	trans-1,2-Dichloroethene	0.18	U	1.0	0.18
10061-02-6	trans-1,3-Dichloropropene	0.19	U	1.0	0.19
79-01-6	Trichloroethene	0.52	J	1.0	0.22
75-69-4	Trichlorofluoromethane	0.62	J	1.0	0.15
75-01-4	Vinyl chloride	0.060	U	1.0	0.060

CAS NO.	SURROGATE	%REC	Q	LIMITS
17060-07-0	1,2-Dichloroethane-d4 (Surr)	100		70-130
460-00-4	Bromofluorobenzene	99		70-130
1868-53-7	Dibromofluoromethane (Surr)	105		70-130
2037-26-5	Toluene-d8 (Surr)	98		70-130

FORM I
GC/MS VOA ORGANICS ANALYSIS DATA SHEET
TENTATIVELY IDENTIFIED COMPOUNDS

Lab Name: TestAmerica Edison Job No.: 460-151079-1

SDG No.:

Client Sample ID: MW-545D Lab Sample ID: 460-151079-28

Matrix: Water Lab File ID: F60603.D

Analysis Method: 8260C Date Collected: 02/27/2018 11:00

Sample wt/vol: 5(mL) Date Analyzed: 03/09/2018 17:55

Soil Aliquot Vol: Dilution Factor: 1

Soil Extract Vol.: GC Column: Rtx-624 ID: 0.25(mm)

% Moisture: Level: (low/med) Low

Analysis Batch No.: 502418 Units: ug/L

Number TICs Found: 0 TIC Result Total: 0

CAS NO.	COMPOUND NAME	RT	RESULT	Q	MATCH QUALITY
	Tentatively Identified Compound		None		

TestAmerica Edison
Target Compound Quantitation Report

Data File: \\ChromNA\Edison\ChromData\CVOAMS6\20180309-68556.b\F60603.D
Lims ID: 460-151079-A-28
Client ID: MW-545D
Sample Type: Client
Inject. Date: 09-Mar-2018 17:55:30 ALS Bottle#: 20 Worklist Smp#: 21
Purge Vol: 5.000 mL Dil. Factor: 1.0000
Sample Info: 460-151079-A-28
Misc. Info.: 460-0068556-021
Operator ID: Instrument ID: CVOAMS6

Method: \\ChromNA\Edison\ChromData\CVOAMS6\20180309-68556.b\8260624W6.m
Limit Group: VOA - 8260C DKQP Water and Solid
Last Update: 12-Mar-2018 17:47:28 Calib Date: 09-Mar-2018 04:49:30
Integrator: RTE ID Type: Deconvolution ID
Quant Method: Internal Standard Quant By: Initial Calibration
Last ICal File: \\ChromNA\Edison\ChromData\CVOAMS6\20180309-68530.b\F60575.D

Column 1 : Rtx-624 (0.25 mm) Det: MS SCAN
Process Host: XAWRK008

First Level Reviewer: delpolitov Date: 12-Mar-2018 17:47:28

Compound	Sig	RT (min.)	Exp RT (min.)	Dlt RT (min.)	Q	Response	OnCol Amt ug/l	Flags
9 Trichlorofluoromethane	101	2.387	2.371	0.016	73	3668	0.6154	
* 26 TBA-d9 (IS)	65	3.217	3.209	0.008	0	277028	1000.0	
27 Methylene Chloride	84	3.242	3.217	0.025	30	3096	0.7359	
* 38 2-Butanone-d5	46	4.277	4.261	0.016	0	257067	250.0	
48 Chloroform	83	4.598	4.581	0.017	78	3500	0.5356	
$ 51 Dibromofluoromethane (Surr	113	4.754	4.738	0.016	97	170852	52.4	
$ 56 1,2-Dichloroethane-d4 (Sur	65	5.099	5.091	0.008	0	173282	50.0	
* 61 Fluorobenzene	96	5.370	5.362	0.008	99	562631	50.0	
63 Trichloroethene	95	5.715	5.707	0.008	60	1955	0.5162	M
* 67 1,4-Dioxane-d8	96	6.060	6.052	0.008	0	27591	1000.0	
$ 78 Toluene-d8 (Surr)	98	7.030	7.022	0.008	100	553013	49.1	
83 Tetrachloroethene	166	7.720	7.712	0.008	96	12966	2.84	
* 89 Chlorobenzene-d5	117	8.821	8.813	0.008	85	464374	50.0	
$ 100 4-Bromofluorobenzene	174	10.070	10.070	0.000	96	221301	49.5	
* 116 1,4-Dichlorobenzene-d4	152	10.941	10.941	0.000	94	300830	50.0	

QC Flag Legend

Review Flags
M - Manually Integrated

Reagents:

VOA6IS/SURR_00009 Amount Added: 5.00 Units: uL Run Reagent

Report Date: 12-Mar-2018 17:47:30 Chrom Revision: 2.2 08-Feb-2018 13:38:42

TestAmerica Edison

Data File: \\ChromNA\Edison\ChromData\CVOAMS6\20180309-68556.b\F60603.D

Injection Date:	09-Mar-2018 17:55:30	Instrument ID:	CVOAMS6	Operator ID:	
Lims ID:	460-151079-A-28	Lab Sample ID:	460-151079-28	Worklist Smp#:	21
Client ID:	MW-545D				
Purge Vol:	5.000 mL	Dil. Factor:	1.0000	ALS Bottle#:	20
Method:	8260624W6	Limit Group:	VOA - 8260C DKQP Water and Solid		

Column: Rtx-624 (0.25 mm)

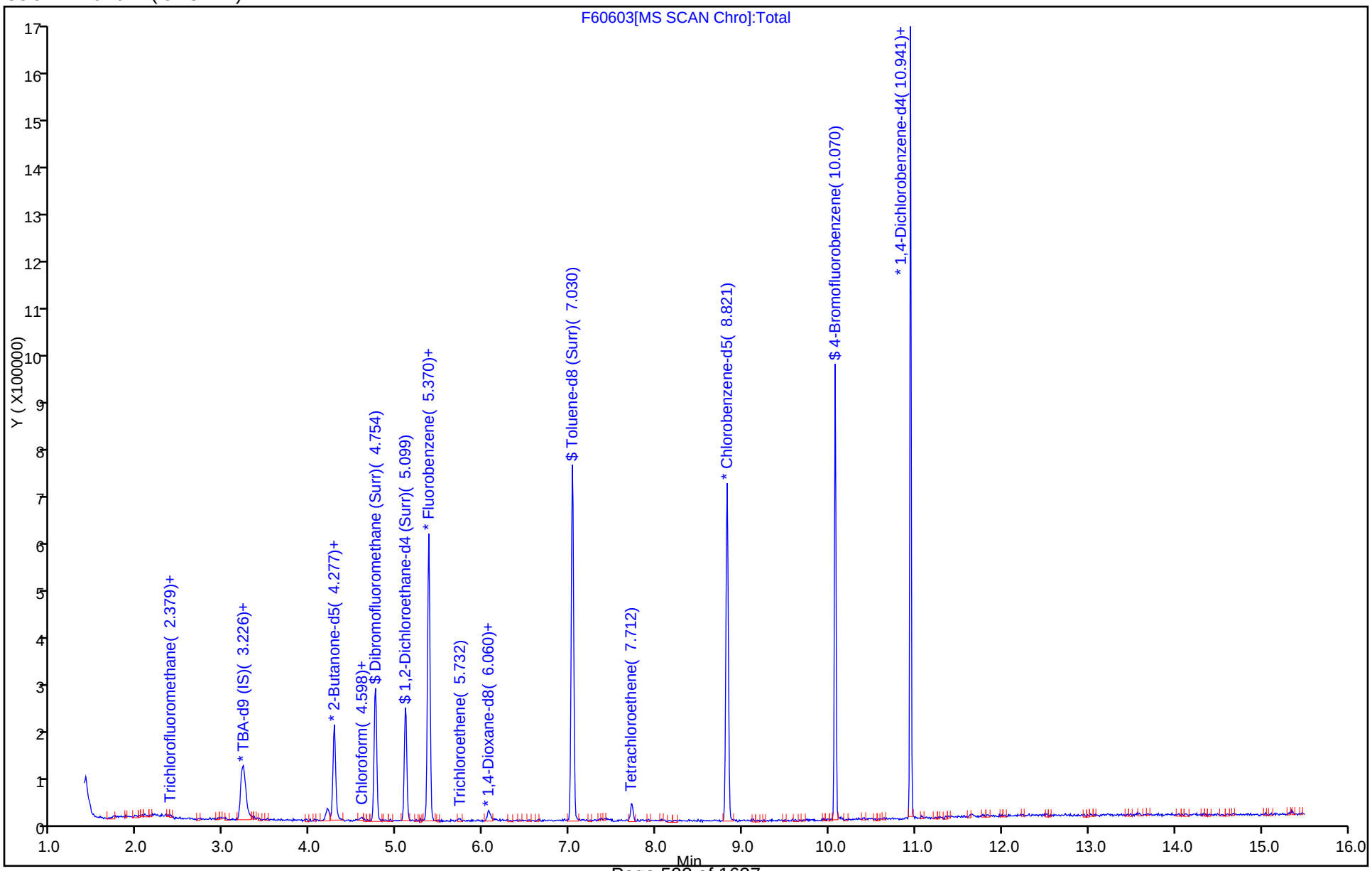

Report Date: 12-Mar-2018 17:47:31 Chrom Revision: 2.2 08-Feb-2018 13:38:42

TestAmerica Edison

Data File: \\ChromNA\Edison\ChromData\CVOAMS6\20180309-68556.b\F60603.D

Injection Date:	09-Mar-2018 17:55:30	Instrument ID:	CVOAMS6		
Lims ID:	460-151079-A-28	Lab Sample ID:	460-151079-28		
Client ID:	MW-545D				
Operator ID:		ALS Bottle#:	20	Worklist Smp#:	21
Purge Vol:	5.000 mL	Dil. Factor:	1.0000		
Method:	8260624W6	Limit Group:	VOA - 8260C DKQP Water and Solid		
Column:	Rtx-624 (0.25 mm)	Detector	MS SCAN		

48 Chloroform, CAS: 67-66-3

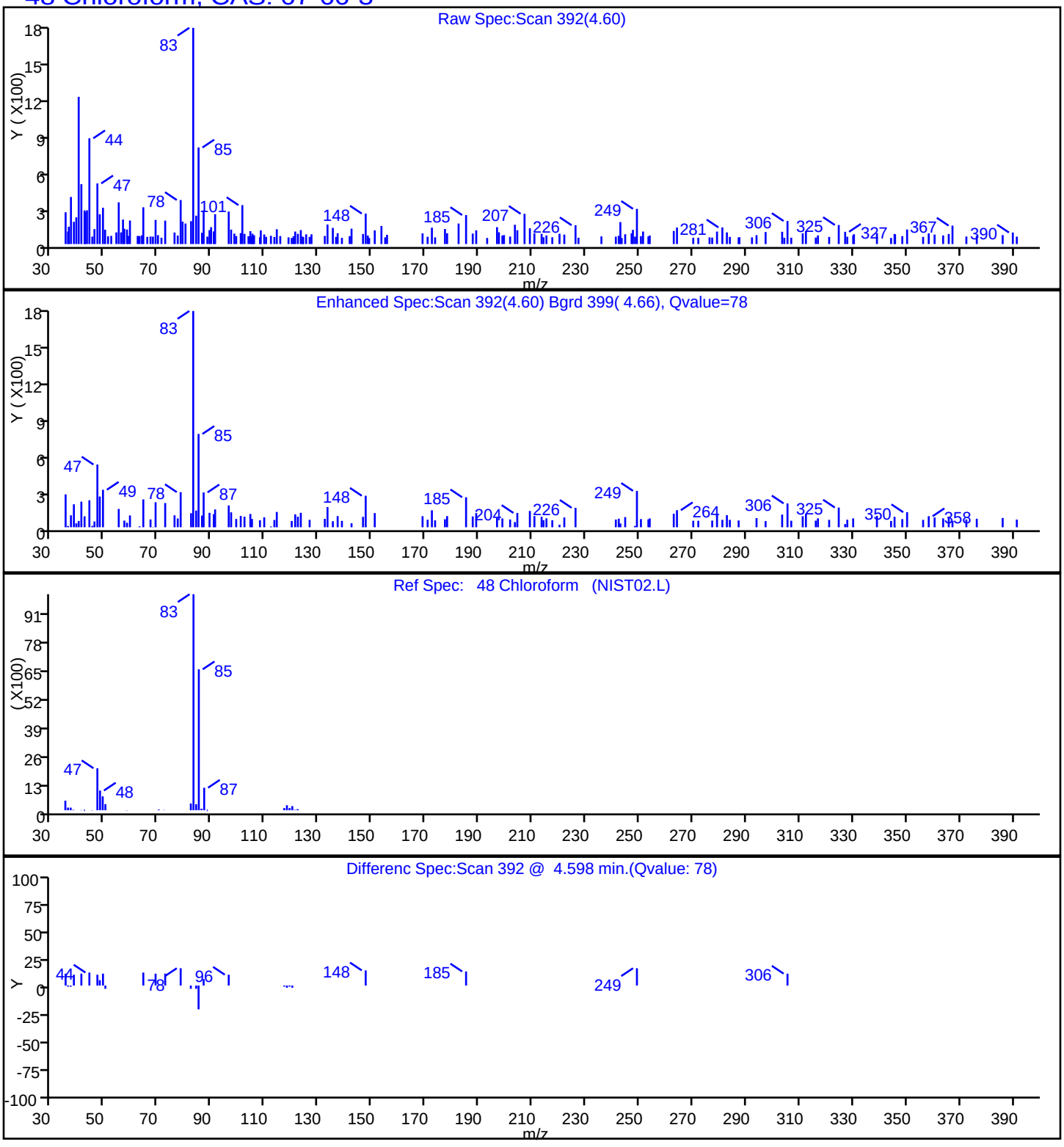

Report Date: 12-Mar-2018 17:47:31 Chrom Revision: 2.2 08-Feb-2018 13:38:42

TestAmerica Edison

Data File: \\ChromNA\Edison\ChromData\CVOAMS6\20180309-68556.b\F60603.D

Injection Date:	09-Mar-2018 17:55:30	Instrument ID:	CVOAMS6
Lims ID:	460-151079-A-28	Lab Sample ID:	460-151079-28
Client ID:	MW-545D		
Operator ID:		ALS Bottle#:	20 Worklist Smp#: 21
Purge Vol:	5.000 mL	Dil. Factor:	1.0000
Method:	8260624W6	Limit Group:	VOA - 8260C DKQP Water and Solid
Column:	Rtx-624 (0.25 mm)	Detector	MS SCAN

27 Methylene Chloride, CAS: 75-09-2

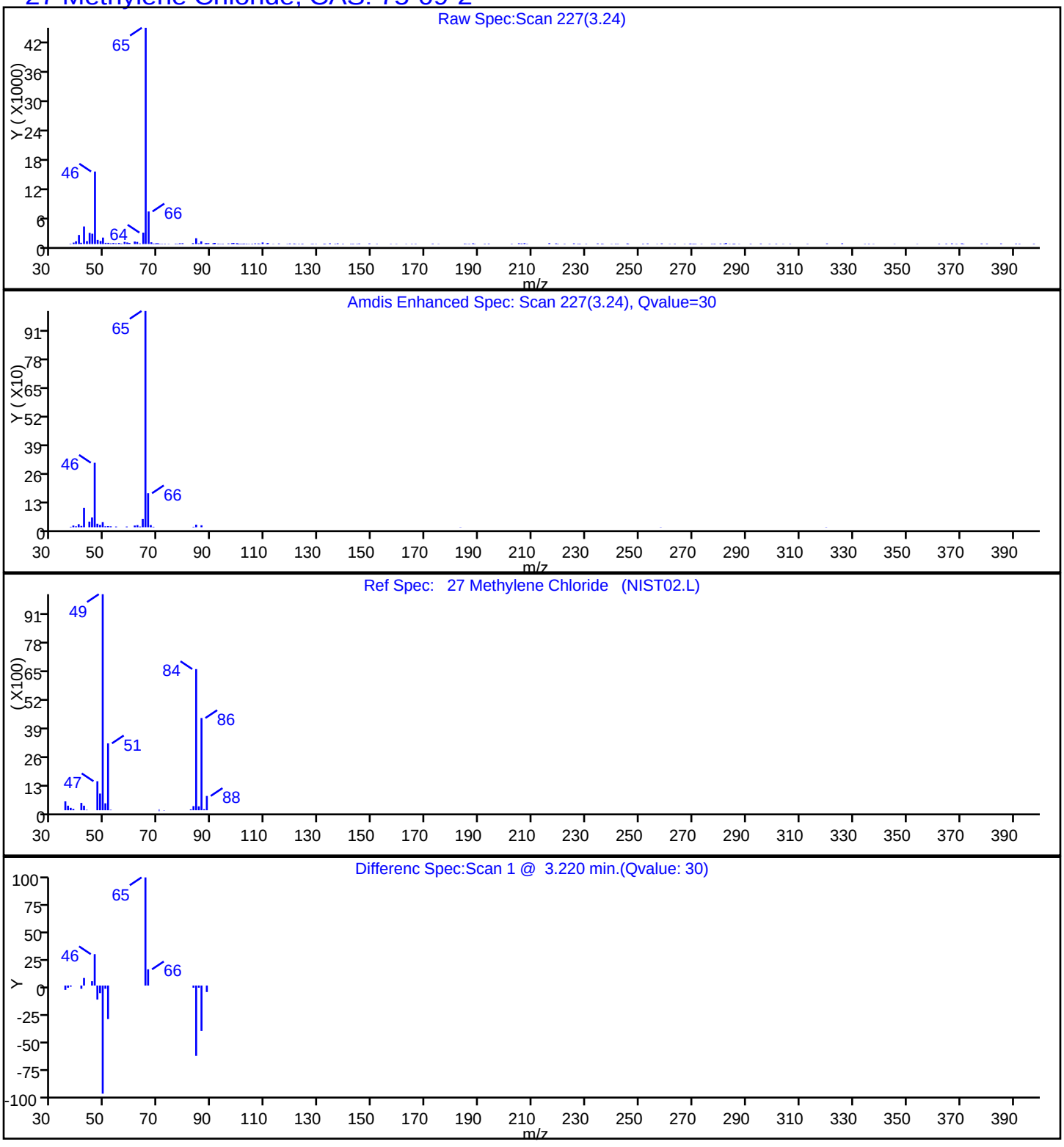

Report Date: 12-Mar-2018 17:47:31 Chrom Revision: 2.2 08-Feb-2018 13:38:42

TestAmerica Edison

Data File: \\ChromNA\Edison\ChromData\CVOAMS6\20180309-68556.b\F60603.D

Injection Date:	09-Mar-2018 17:55:30	Instrument ID:	CVOAMS6
Lims ID:	460-151079-A-28	Lab Sample ID:	460-151079-28
Client ID:	MW-545D		
Operator ID:		ALS Bottle#:	20 Worklist Smp#: 21
Purge Vol:	5.000 mL	Dil. Factor:	1.0000
Method:	8260624W6	Limit Group:	VOA - 8260C DKQP Water and Solid
Column:	Rtx-624 (0.25 mm)	Detector	MS SCAN

83 Tetrachloroethene, CAS: 127-18-4

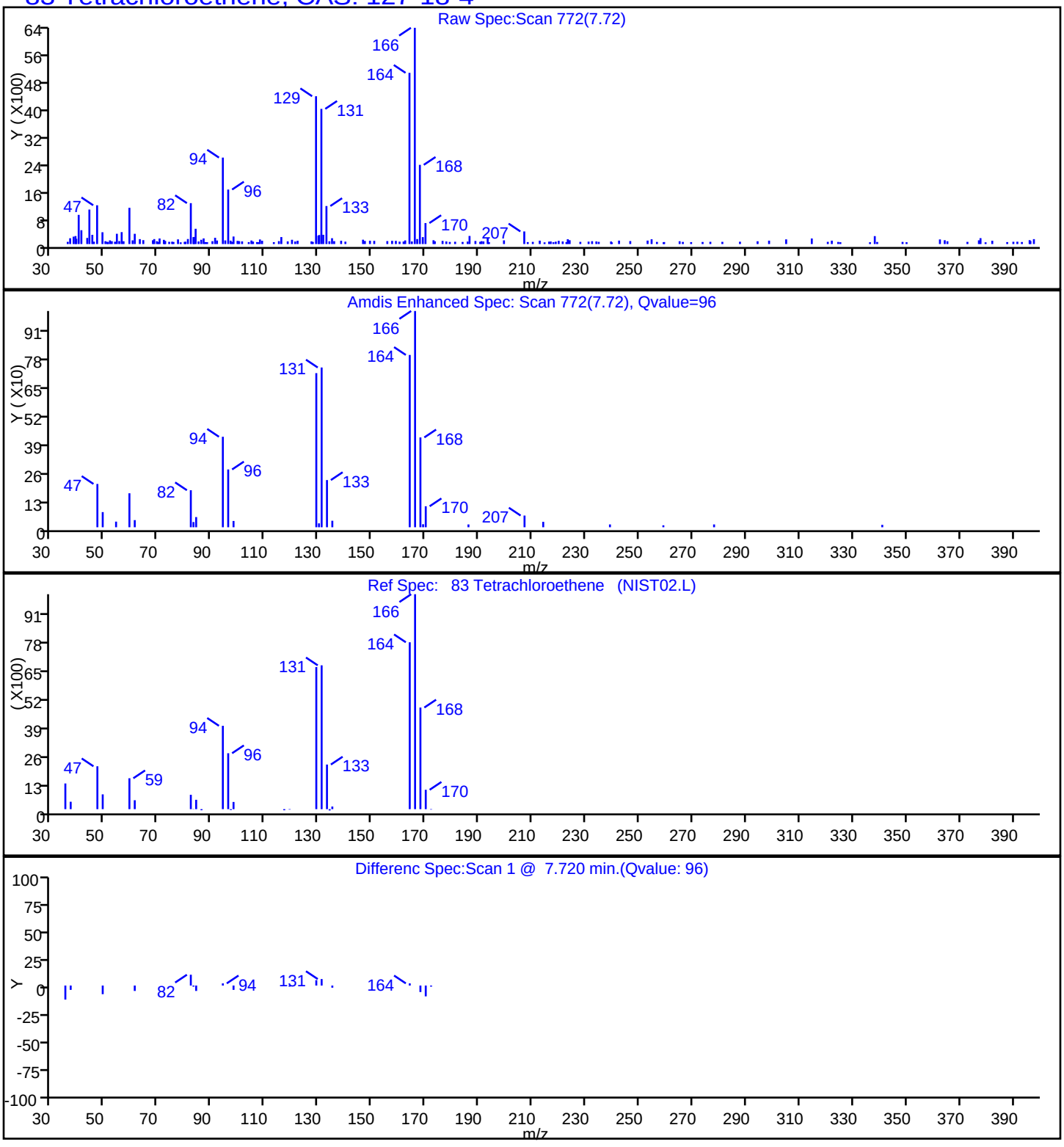

Report Date: 12-Mar-2018 17:47:31 Chrom Revision: 2.2 08-Feb-2018 13:38:42

TestAmerica Edison

Data File:	\\ChromNA\Edison\ChromData\CVOAMS6\20180309-68556.b\F60603.D				
Injection Date:	09-Mar-2018 17:55:30	Instrument ID:	CVOAMS6		
Lims ID:	460-151079-A-28	Lab Sample ID:	460-151079-28		
Client ID:	MW-545D				
Operator ID:		ALS Bottle#:	20	Worklist Smp#:	21
Purge Vol:	5.000 mL	Dil. Factor:	1.0000		
Method:	8260624W6	Limit Group:	VOA - 8260C DKQP Water and Solid		
Column:	Rtx-624 (0.25 mm)	Detector	MS SCAN		

63 Trichloroethene, CAS: 79-01-6

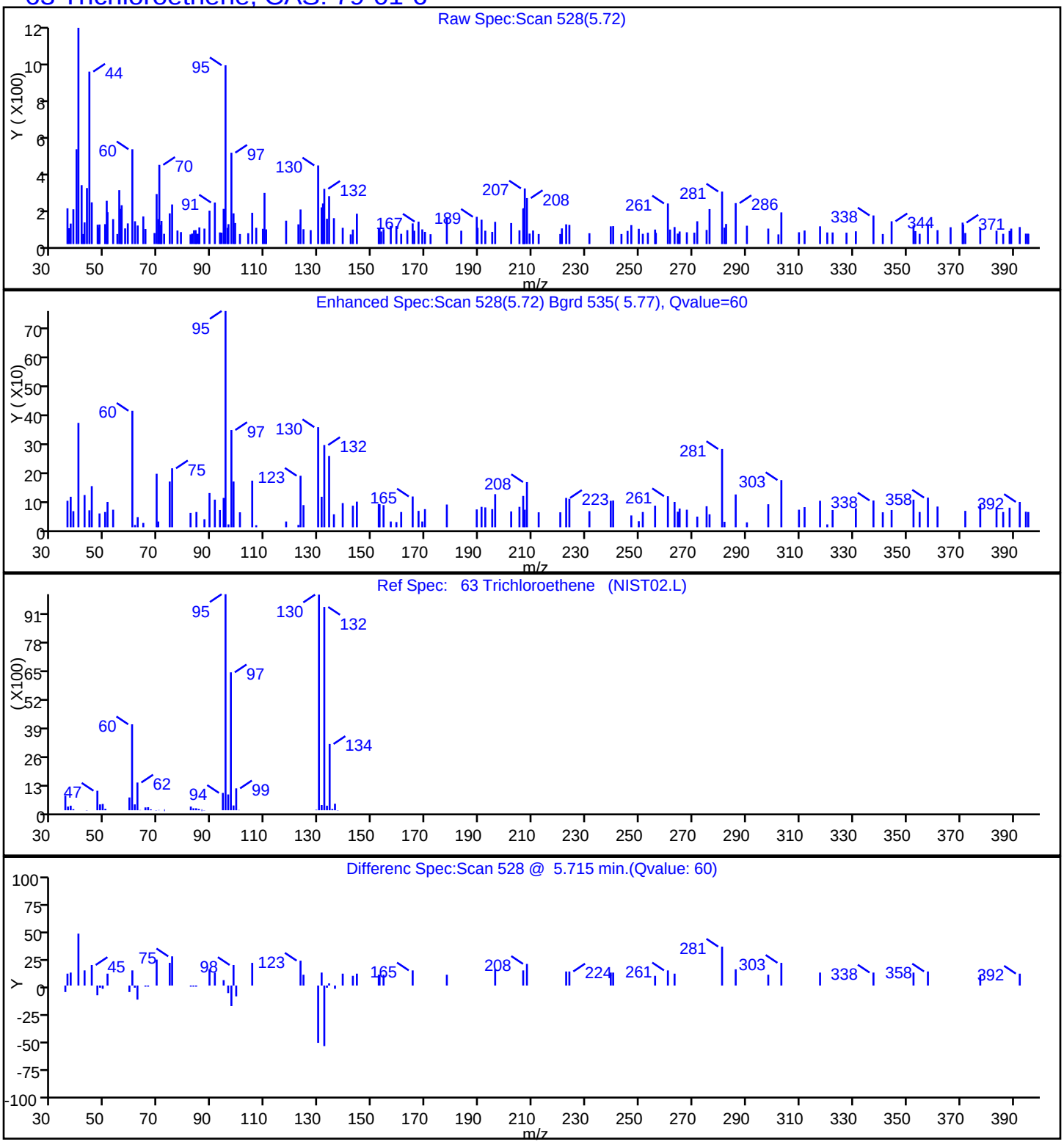

Report Date: 12-Mar-2018 17:47:30 Chrom Revision: 2.2 08-Feb-2018 13:38:42

TestAmerica Edison

Data File: \\ChromNA\Edison\ChromData\CVOAMS6\20180309-68556.b\F60603.D

Injection Date:	09-Mar-2018 17:55:30	Instrument ID:	CVOAMS6
Lims ID:	460-151079-A-28	Lab Sample ID:	460-151079-28
Client ID:	MW-545D		
Operator ID:		ALS Bottle#:	20 Worklist Smp#: 21
Purge Vol:	5.000 mL	Dil. Factor:	1.0000
Method:	8260624W6	Limit Group:	VOA - 8260C DKQP Water and Solid
Column:	Rtx-624 (0.25 mm)	Detector	MS SCAN

9 Trichlorofluoromethane, CAS: 75-69-4

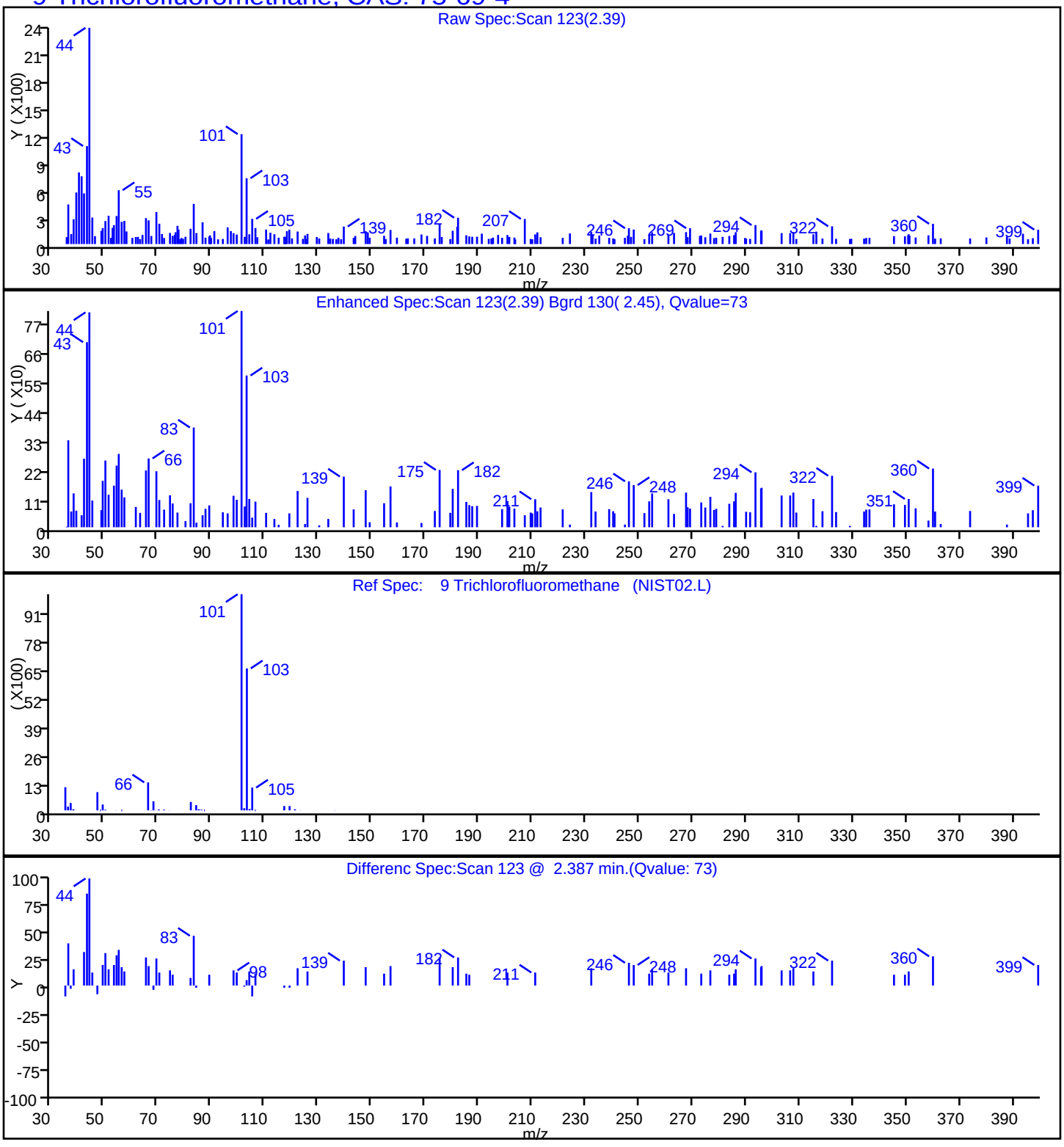

User Disabled Compound Report

TestAmerica Edison

Data File:	\\ChromNA\Edison\ChromData\CVOAMS6\20180309-68556.b\F60603.D		
Injection Date:	09-Mar-2018 17:55:30	Instrument ID:	CVOAMS6
Lims ID:	460-151079-A-28	Lab Sample ID:	460-151079-28
Client ID:	MW-545D		
Operator ID:		ALS Bottle#:	20 Worklist Smp#: 21
Purge Vol:	5.000 mL	Dil. Factor:	1.0000
Method:	8260624W6	Limit Group:	VOA - 8260C DKQP Water and Solid
Column:	Rtx-624 (0.25 mm)	Detector	MS SCAN

82 1,1,2-Trichloroethane, CAS: 79-00-5

Processing Results

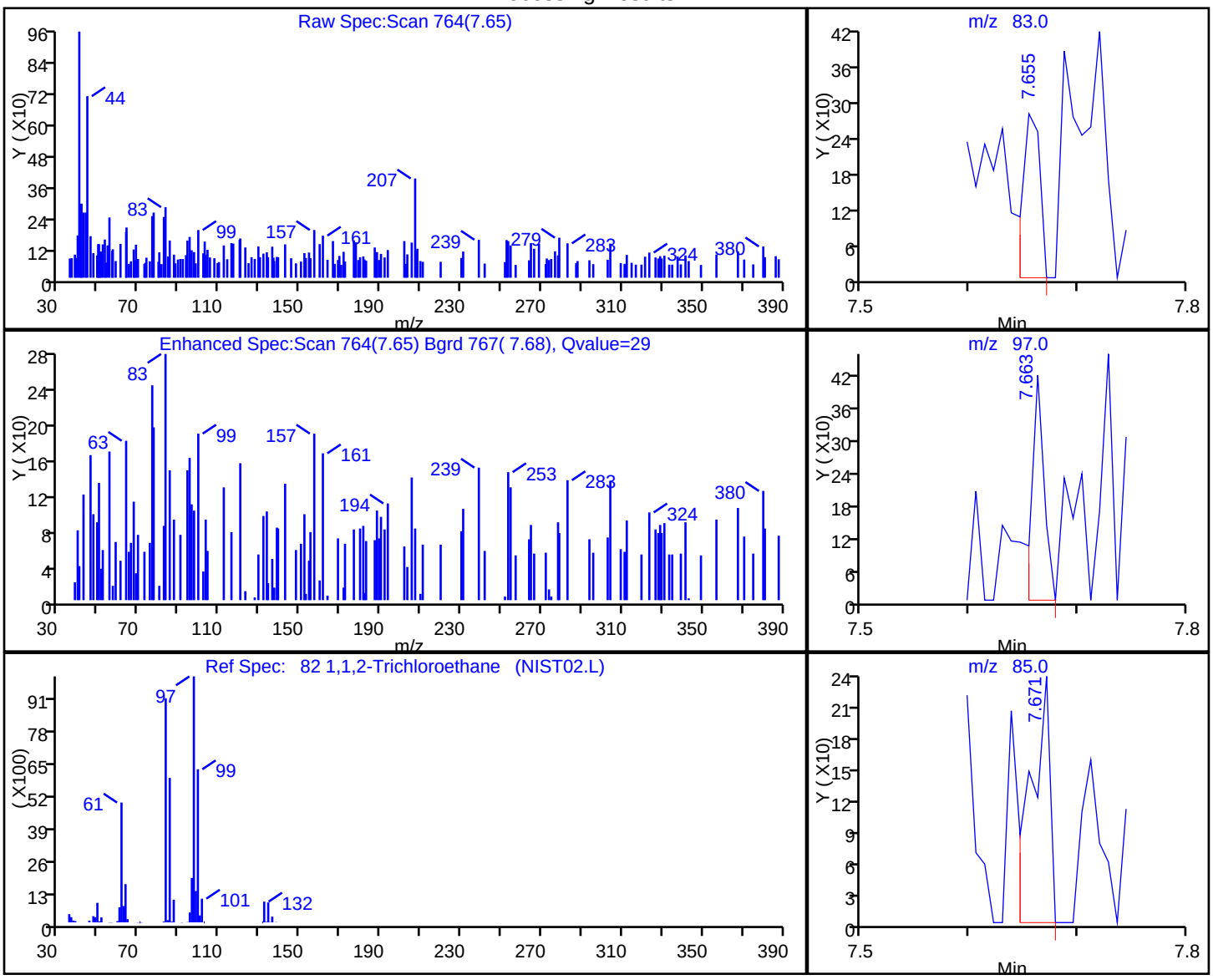

RT	Mass	Response	Amount
7.65	83.00	307	0.116349
7.66	97.00	322	
7.67	85.00	288	

Reviewer: delpolitov, 12-Mar-2018 17:47:28

Audit Action: Marked Compound Undetected Audit Reason: Invalid Compound ID

User Disabled Compound Report

TestAmerica Edison

Data File:	\\ChromNA\Edison\ChromData\CVOAMS6\20180309-68556.b\F60603.D		
Injection Date:	09-Mar-2018 17:55:30	Instrument ID:	CVOAMS6
Lims ID:	460-151079-A-28	Lab Sample ID:	460-151079-28
Client ID:	MW-545D		
Operator ID:		ALS Bottle#:	20 Worklist Smp#: 21
Purge Vol:	5.000 mL	Dil. Factor:	1.0000
Method:	8260624W6	Limit Group:	VOA - 8260C DKQP Water and Solid
Column:	Rtx-624 (0.25 mm)	Detector	MS SCAN

124 1,2-Dibromo-3-Chloropropane, CAS: 96-12-8

Processing Results

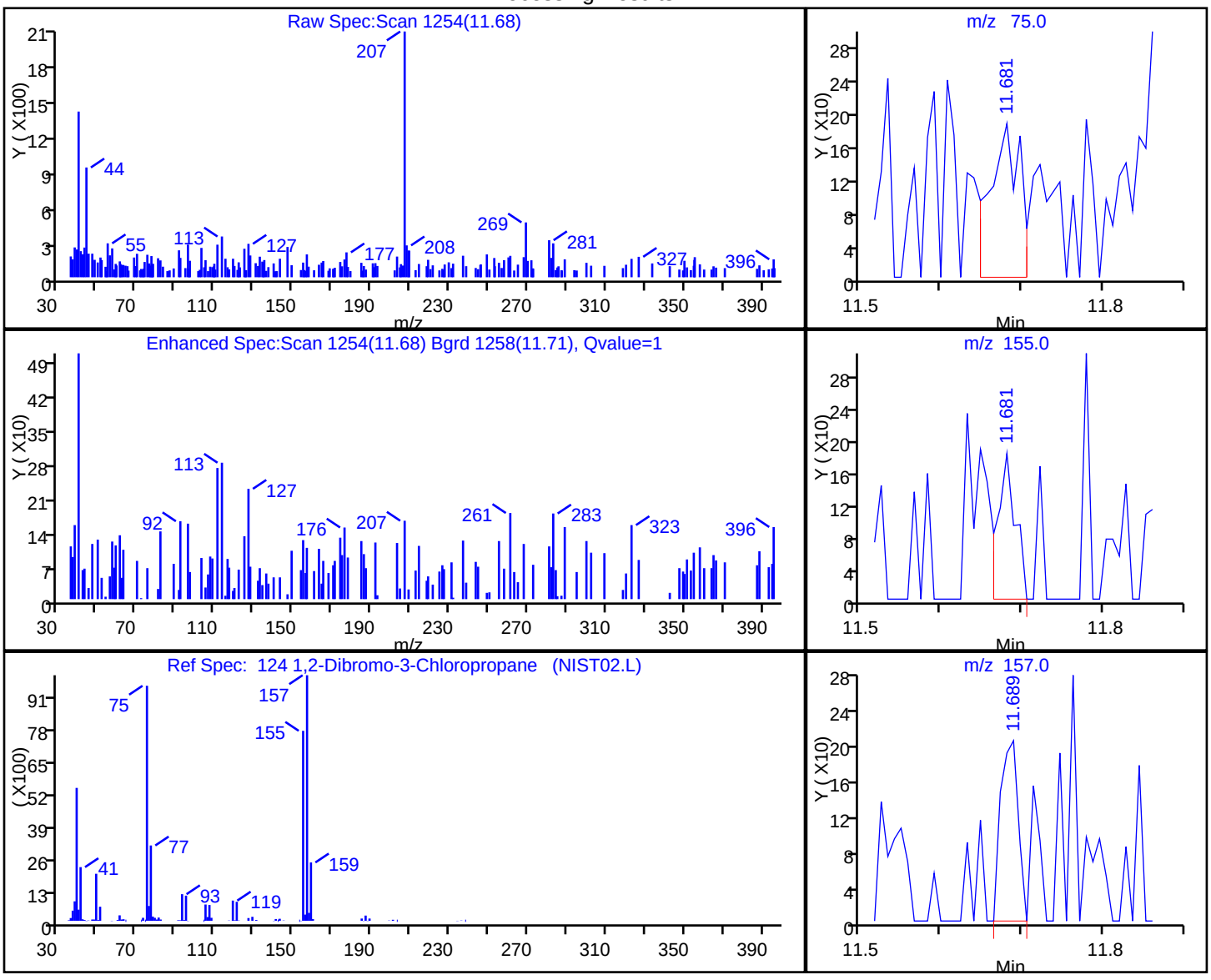

RT	Mass	Response	Amount
11.68	75.00	482	0.496177
11.68	155.00	278	
11.69	157.00	309	

Reviewer: delpolitov, 12-Mar-2018 17:47:28

Audit Action: Marked Compound Undetected Audit Reason: Invalid Compound ID

User Disabled Compound Report

TestAmerica Edison

Data File:	\\ChromNA\Edison\ChromData\CVOAMS6\20180309-68556.b\F60603.D		
Injection Date:	09-Mar-2018 17:55:30	Instrument ID:	CVOAMS6
Lims ID:	460-151079-A-28	Lab Sample ID:	460-151079-28
Client ID:	MW-545D		
Operator ID:		ALS Bottle#:	20 Worklist Smp#: 21
Purge Vol:	5.000 mL	Dil. Factor:	1.0000
Method:	8260624W6	Limit Group:	VOA - 8260C DKQP Water and Solid
Column:	Rtx-624 (0.25 mm)	Detector	MS SCAN

59 1,2-Dichloroethane, CAS: 107-06-2

Processing Results

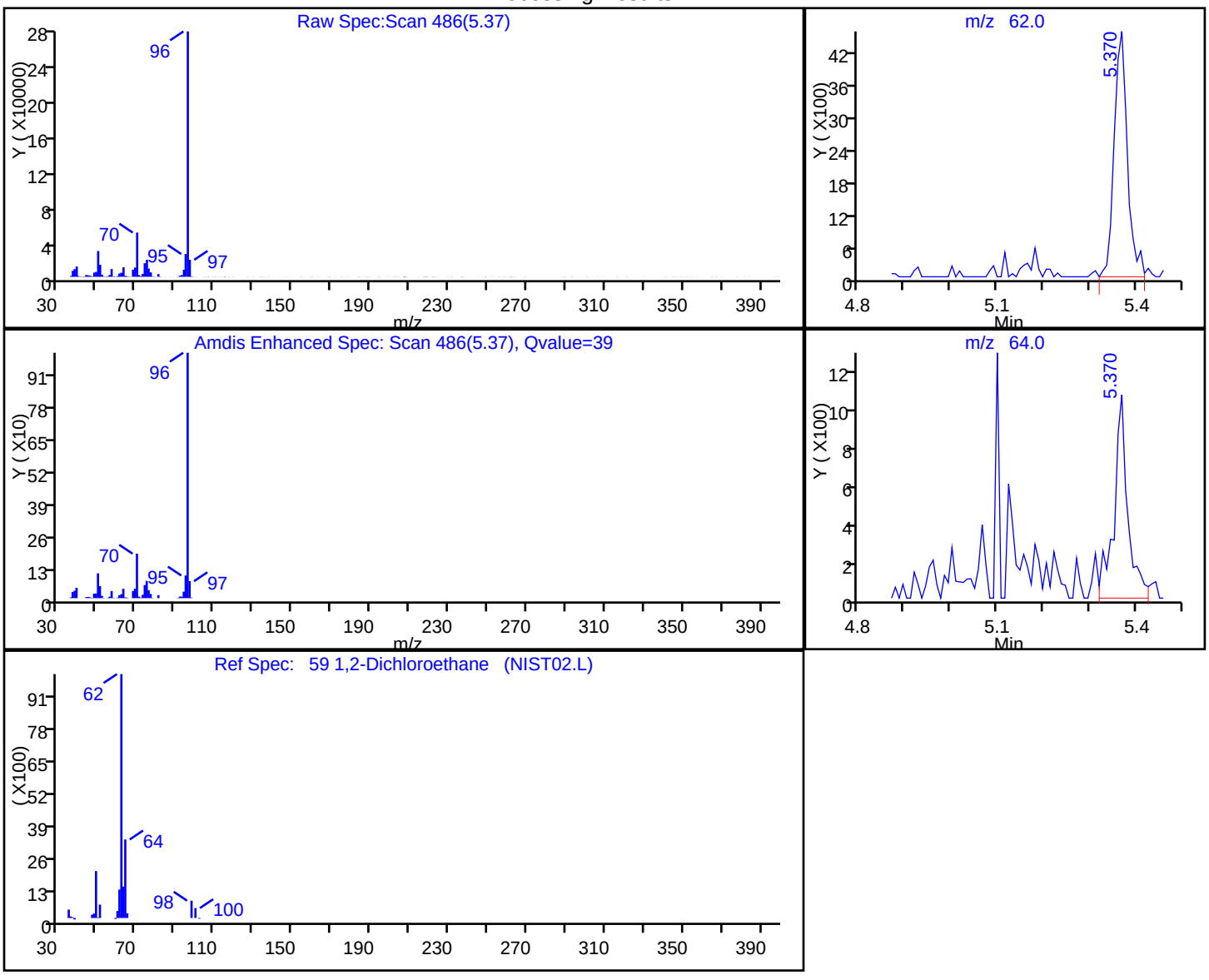

RT	Mass	Response	Amount
5.37	62.00	9144	1.909179
5.37	64.00	2211	

Reviewer: delpolitov, 12-Mar-2018 17:47:28

Audit Action: Marked Compound Undetected Audit Reason: Invalid Compound ID

User Disabled Compound Report

TestAmerica Edison

Data File:	\\ChromNA\Edison\ChromData\CVOAMS6\20180309-68556.b\F60603.D		
Injection Date:	09-Mar-2018 17:55:30	Instrument ID:	CVOAMS6
Lims ID:	460-151079-A-28	Lab Sample ID:	460-151079-28
Client ID:	MW-545D		
Operator ID:		ALS Bottle#:	20 Worklist Smp#: 21
Purge Vol:	5.000 mL	Dil. Factor:	1.0000
Method:	8260624W6	Limit Group:	VOA - 8260C DKQP Water and Solid
Column:	Rtx-624 (0.25 mm)	Detector	MS SCAN

69 1,4-Dioxane, CAS: 123-91-1

Processing Results

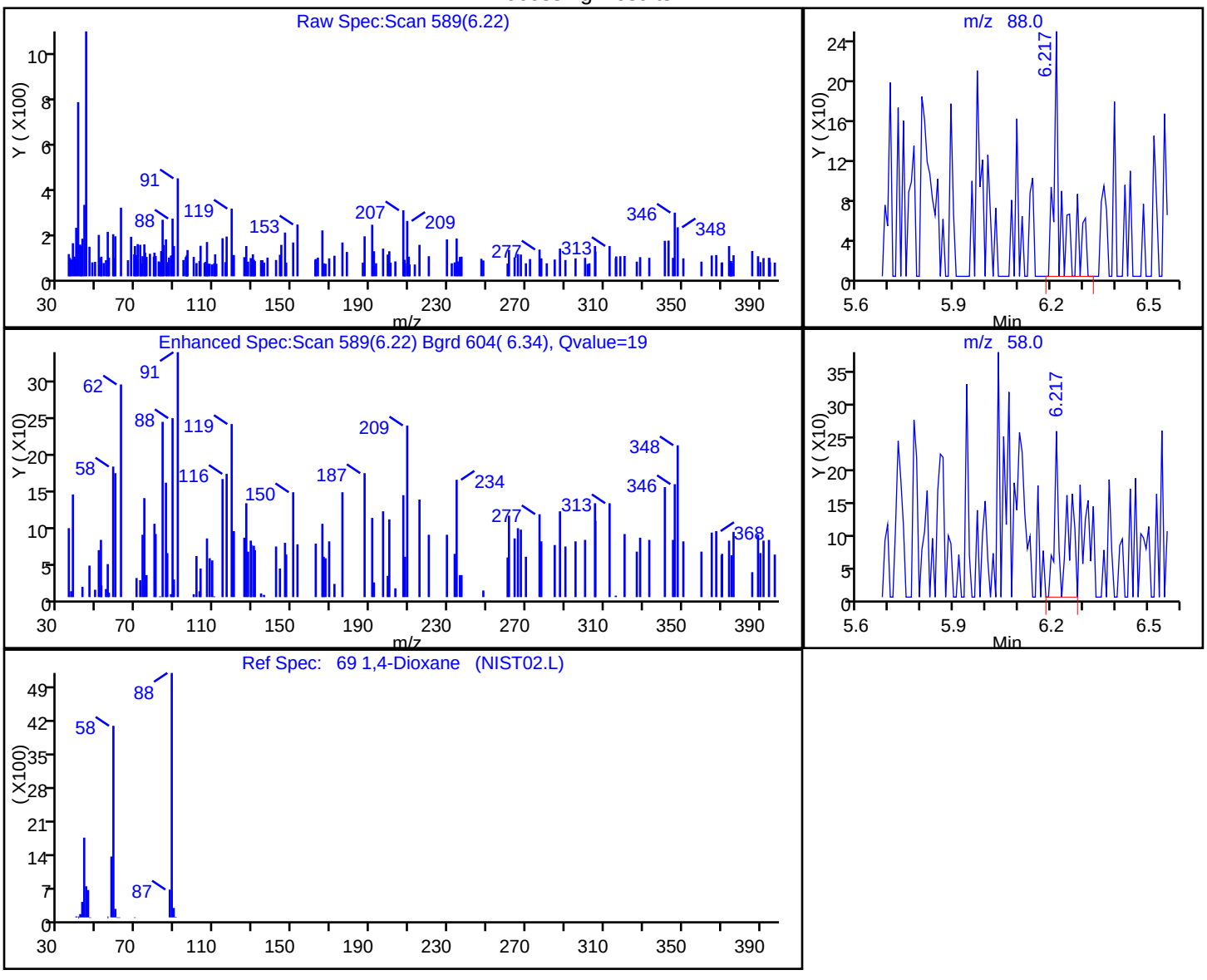

RT	Mass	Response	Amount
6.22	88.00	388	11.561646
6.22	58.00	482	

Reviewer: delpolitov, 12-Mar-2018 17:47:28

Audit Action: Marked Compound Undetected Audit Reason: Invalid Compound ID

User Disabled Compound Report

TestAmerica Edison

Data File:	\\ChromNA\Edison\ChromData\CVOAMS6\20180309-68556.b\F60603.D		
Injection Date:	09-Mar-2018 17:55:30	Instrument ID:	CVOAMS6
Lims ID:	460-151079-A-28	Lab Sample ID:	460-151079-28
Client ID:	MW-545D		
Operator ID:		ALS Bottle#:	20 Worklist Smp#: 21
Purge Vol:	5.000 mL	Dil. Factor:	1.0000
Method:	8260624W6	Limit Group:	VOA - 8260C DKQP Water and Solid
Column:	Rtx-624 (0.25 mm)	Detector	MS SCAN

41 2-Butanone (MEK), CAS: 78-93-3

Processing Results

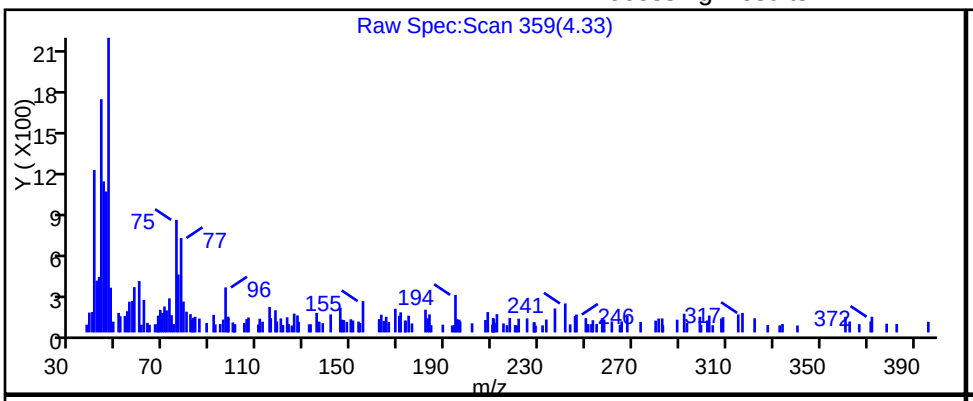

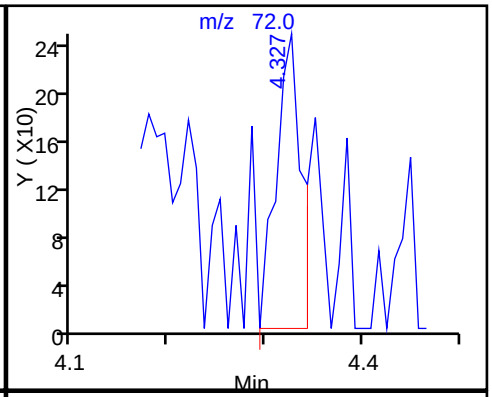

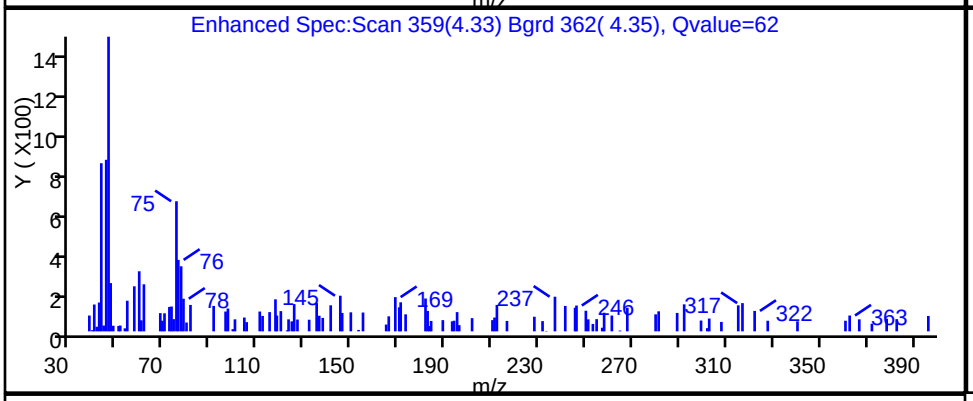

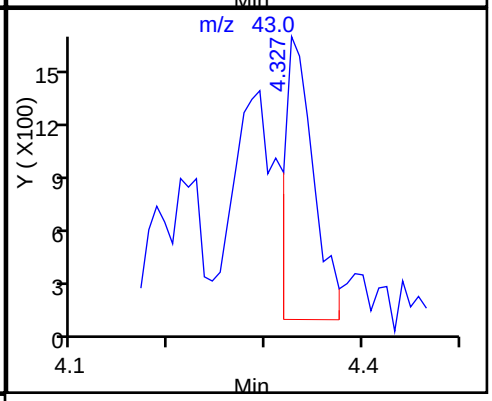

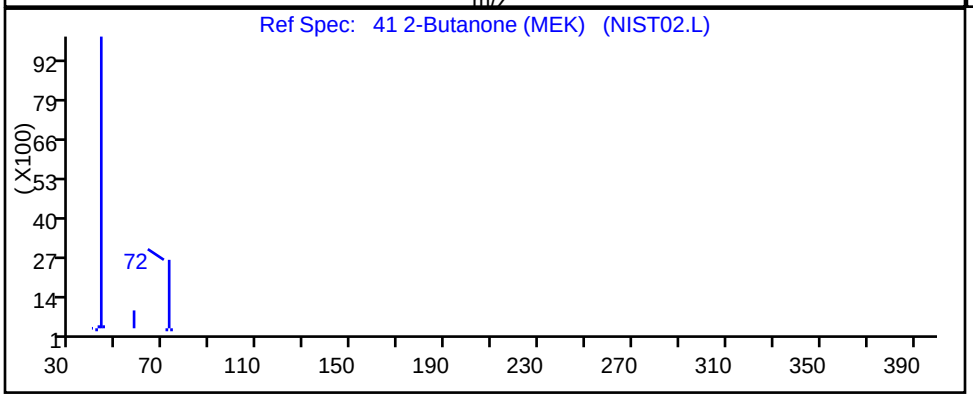

RT	Mass	Response	Amount
4.33	72.00	446	3.074872
4.33	43.00	3159	

Reviewer: delpolitov, 12-Mar-2018 17:47:28

Audit Action: Marked Compound Undetected Audit Reason: Invalid Compound ID

User Disabled Compound Report

TestAmerica Edison

Data File:	\\ChromNA\Edison\ChromData\CVOAMS6\20180309-68556.b\F60603.D		
Injection Date:	09-Mar-2018 17:55:30	Instrument ID:	CVOAMS6
Lims ID:	460-151079-A-28	Lab Sample ID:	460-151079-28
Client ID:	MW-545D		
Operator ID:		ALS Bottle#:	20 Worklist Smp#: 21
Purge Vol:	5.000 mL	Dil. Factor:	1.0000
Method:	8260624W6	Limit Group:	VOA - 8260C DKQP Water and Solid
Column:	Rtx-624 (0.25 mm)	Detector	MS SCAN

2 Dichlorodifluoromethane, CAS: 75-71-8

Processing Results

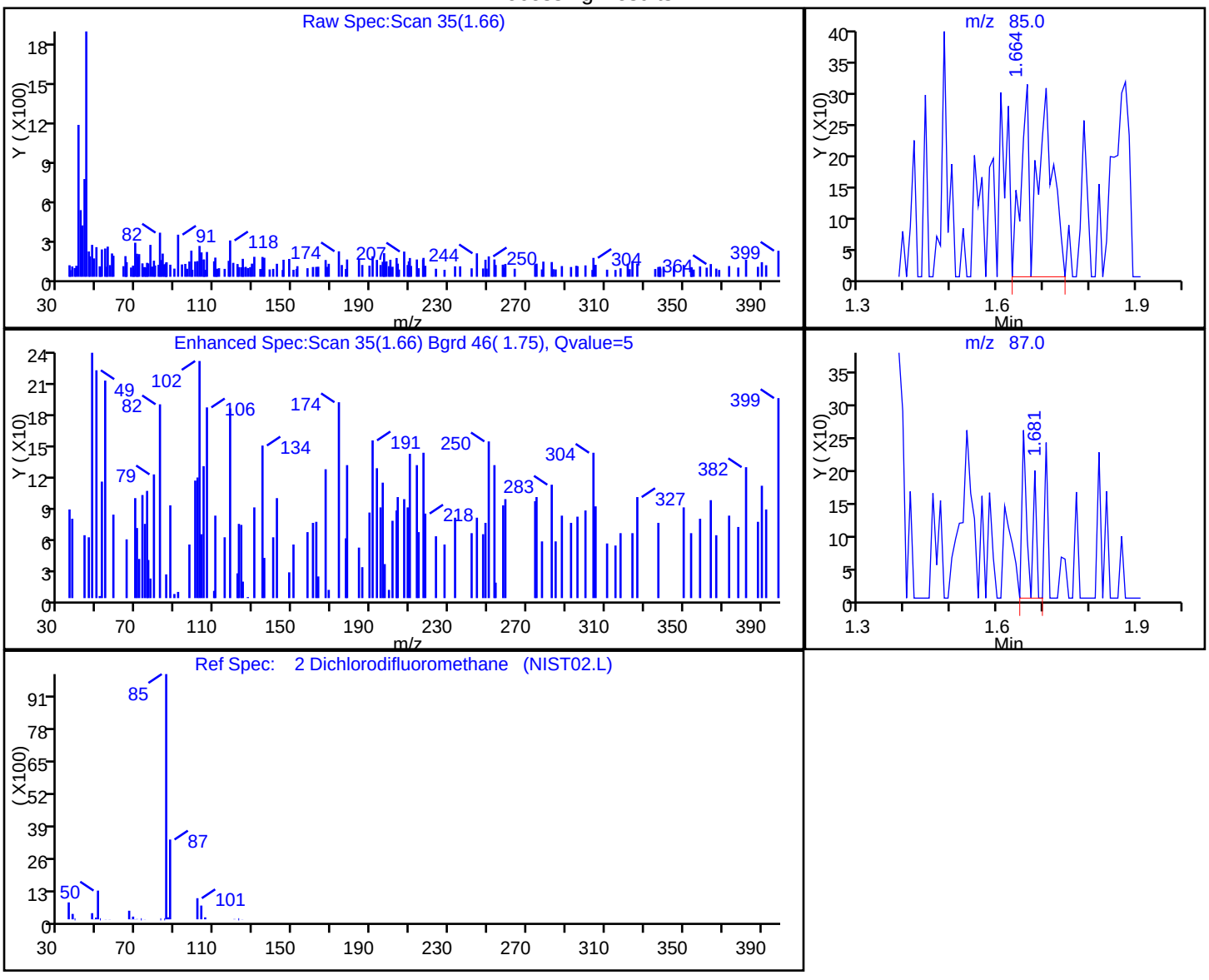

RT	Mass	Response	Amount
1.66	85.00	1053	0.175302
1.68	87.00	268	

Reviewer: delpolitov, 12-Mar-2018 17:47:28

Audit Action: Marked Compound Undetected Audit Reason: Invalid Compound ID

User Disabled Compound Report

TestAmerica Edison

Data File:	\\ChromNA\Edison\ChromData\CVOAMS6\20180309-68556.b\F60603.D		
Injection Date:	09-Mar-2018 17:55:30	Instrument ID:	CVOAMS6
Lims ID:	460-151079-A-28	Lab Sample ID:	460-151079-28
Client ID:	MW-545D		
Operator ID:		ALS Bottle#:	20 Worklist Smp#: 21
Purge Vol:	5.000 mL	Dil. Factor:	1.0000
Method:	8260624W6	Limit Group:	VOA - 8260C DKQP Water and Solid
Column:	Rtx-624 (0.25 mm)	Detector	MS SCAN

24 Methyl acetate, CAS: 79-20-9

Processing Results

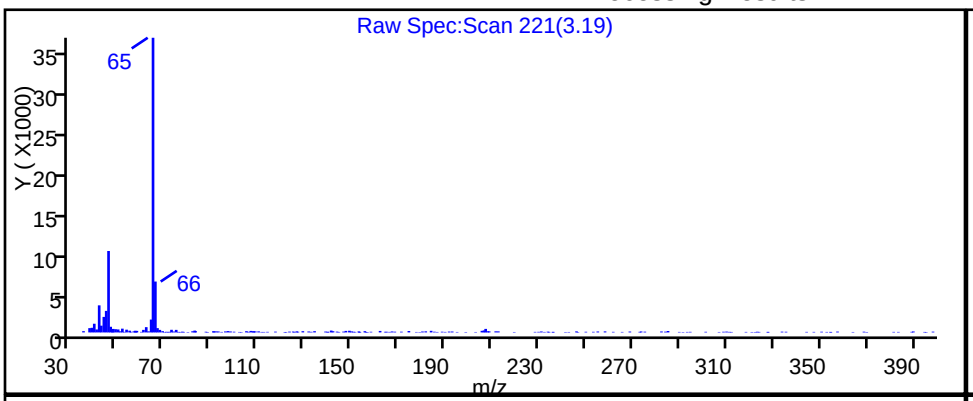

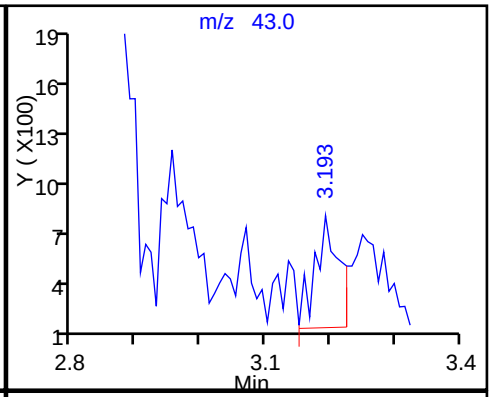

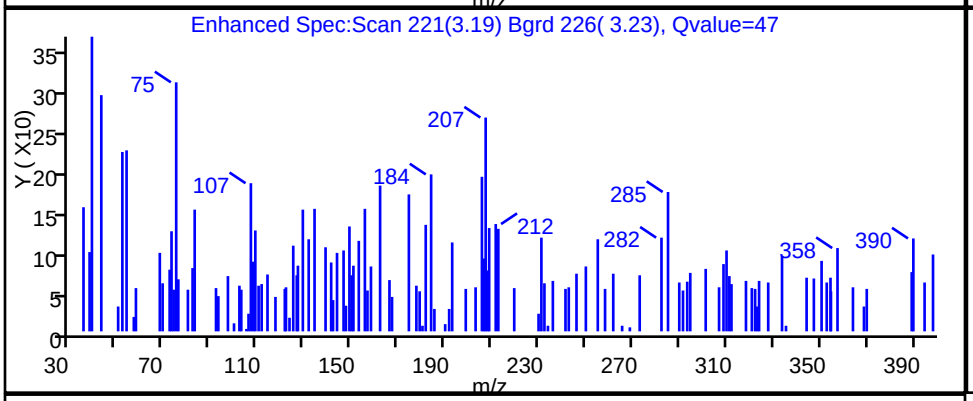

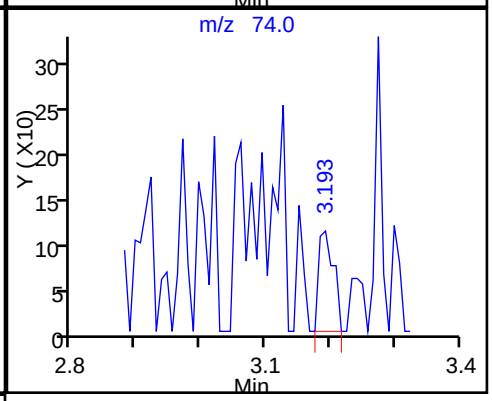

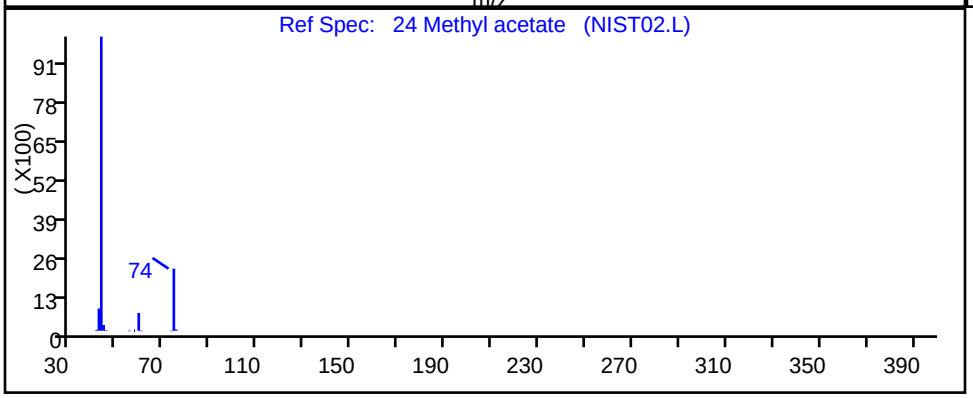

RT	Mass	Response	Amount
3.19	43.00	1692	0.717998
3.19	74.00	176	

Reviewer: delpolitov, 12-Mar-2018 17:47:28

Audit Action: Marked Compound Undetected Audit Reason: Invalid Compound ID

Manual Integration/User Assign Peak Report

TestAmerica Edison

Data File:	\\ChromNA\Edison\ChromData\CVOAMS6\20180309-68556.b\F60603.D		
Injection Date:	09-Mar-2018 17:55:30	Instrument ID:	CVOAMS6
Lims ID:	460-151079-A-28	Lab Sample ID:	460-151079-28
Client ID:	MW-545D		
Operator ID:		ALS Bottle#:	20 Worklist Smp#: 21
Purge Vol:	5.000 mL	Dil. Factor:	1.0000
Method:	8260624W6	Limit Group:	VOA - 8260C DKQP Water and Solid
Column:	Rtx-624 (0.25 mm)	Detector	MS SCAN

63 Trichloroethene, CAS: 79-01-6

Signal: 1

Processing Integration Results

RT: 5.73
Area: 882
Amount: 0.232888
Amount Units: ug/l

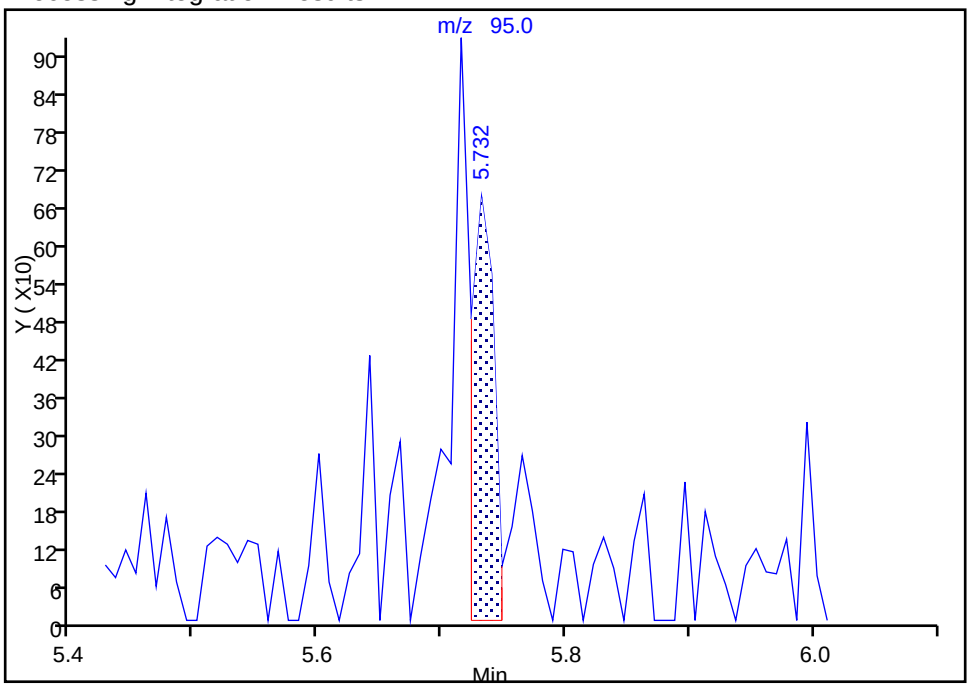

Manual Integration Results

RT: 5.72
Area: 1955
Amount: 0.516209
Amount Units: ug/l

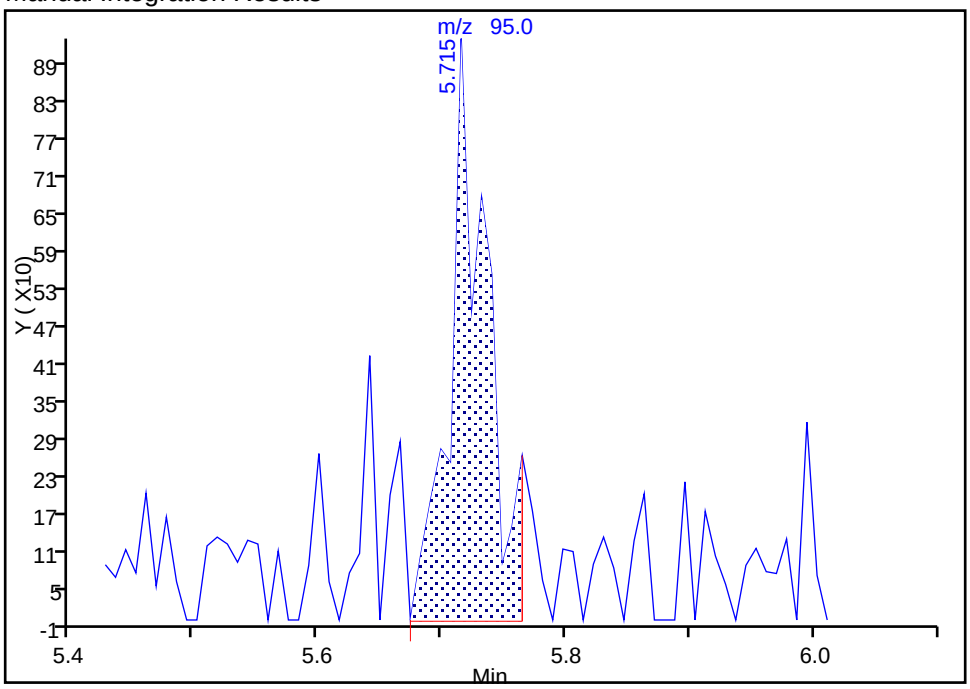

Reviewer: delpolitov, 12-Mar-2018 17:47:11

Audit Action: Manually Integrated Audit Reason: Incomplete Integration

User Disabled Compound Report

TestAmerica Edison

Data File:	\\ChromNA\Edison\ChromData\CVOAMS6\20180309-68556.b\F60603.D		
Injection Date:	09-Mar-2018 17:55:30	Instrument ID:	CVOAMS6
Lims ID:	460-151079-A-28	Lab Sample ID:	460-151079-28
Client ID:	MW-545D		
Operator ID:		ALS Bottle#:	20 Worklist Smp#: 21
Purge Vol:	5.000 mL	Dil. Factor:	1.0000
Method:	8260624W6	Limit Group:	VOA - 8260C DKQP Water and Solid
Column:	Rtx-624 (0.25 mm)	Detector	MS SCAN

4 Vinyl chloride, CAS: 75-01-4

Processing Results

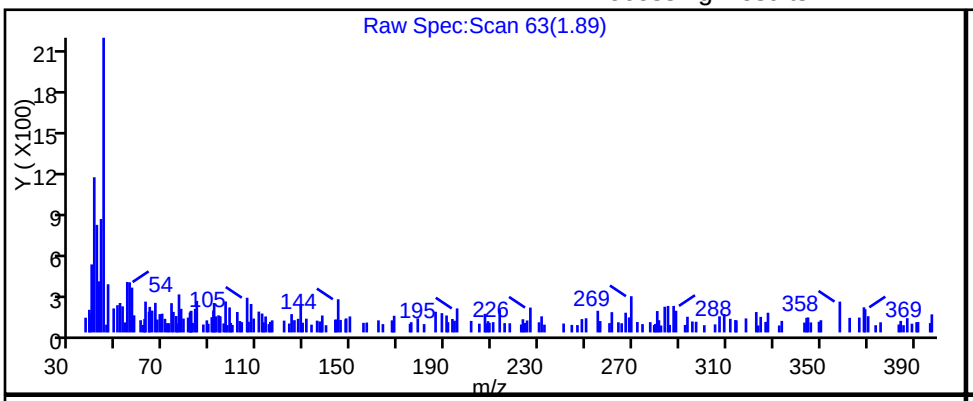

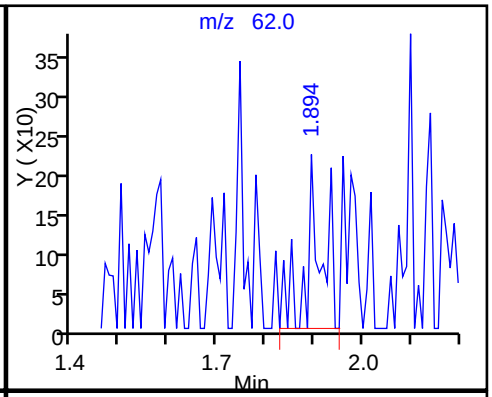

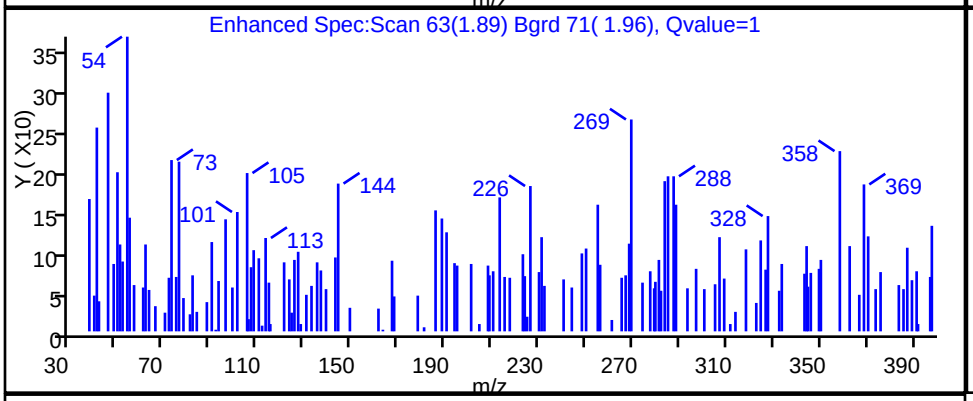

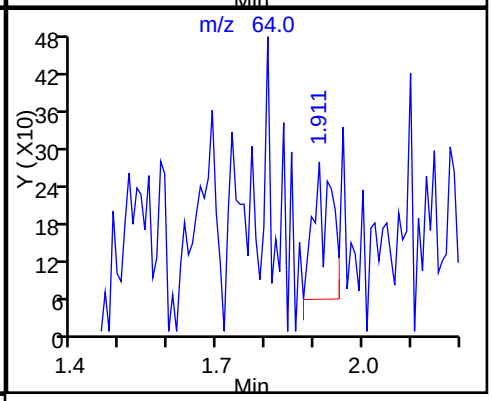

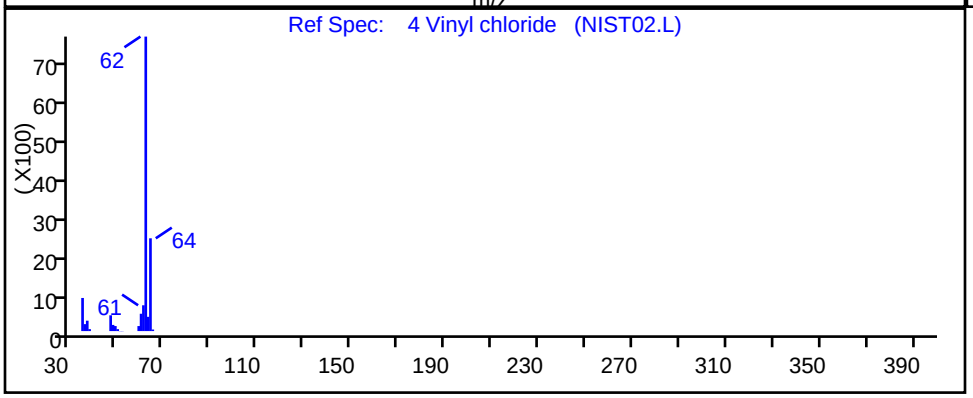

RT	Mass	Response	Amount
1.89	62.00	495	0.115168
1.91	64.00	578	

Reviewer: delpolitov, 12-Mar-2018 17:47:28

Audit Action: Marked Compound Undetected Audit Reason: Invalid Compound ID

FORM I
GC/MS VOA ORGANICS ANALYSIS DATA SHEET

Lab Name: TestAmerica Edison | Job No.: 460-151079-1

SDG No.:

Client Sample ID: MW-546S | Lab Sample ID: 460-151079-29

Matrix: Water | Lab File ID: F60604.D

Analysis Method: 8260C | Date Collected: 02/27/2018 09:45

Sample wt/vol: 5(mL) | Date Analyzed: 03/09/2018 18:18

Soil Aliquot Vol: | Dilution Factor: 1

Soil Extract Vol.: | GC Column: Rtx-624 ID: 0.25(mm)

% Moisture: | Level: (low/med) Low

Analysis Batch No.: 502418 | Units: ug/L

CAS NO.	COMPOUND NAME	RESULT	Q	RL	MDL
71-55-6	1,1,1-Trichloroethane	0.28	U	1.0	0.28
79-34-5	1,1,2,2-Tetrachloroethane	0.19	U	1.0	0.19
79-00-5	1,1,2-Trichloroethane	0.080	U	1.0	0.080
75-34-3	1,1-Dichloroethane	0.24	U	1.0	0.24
75-35-4	1,1-Dichloroethene	0.34	U	1.0	0.34
87-61-6	1,2,3-Trichlorobenzene	0.35	U	1.0	0.35
120-82-1	1,2,4-Trichlorobenzene	0.27	U	1.0	0.27
96-12-8	1,2-Dibromo-3-Chloropropane	0.23	U	1.0	0.23
106-93-4	1,2-Dibromoethane	0.19	U	1.0	0.19
95-50-1	1,2-Dichlorobenzene	0.22	U	1.0	0.22
107-06-2	1,2-Dichloroethane	0.25	U	1.0	0.25
78-87-5	1,2-Dichloropropane	0.18	U	1.0	0.18
541-73-1	1,3-Dichlorobenzene	0.33	U	1.0	0.33
106-46-7	1,4-Dichlorobenzene	0.33	U	1.0	0.33
123-91-1	1,4-Dioxane	8.7	U	50	8.7
78-93-3	2-Butanone	2.2	U	5.0	2.2
591-78-6	2-Hexanone	0.72	U	5.0	0.72
108-10-1	4-Methyl-2-pentanone	0.63	U	5.0	0.63
67-64-1	Acetone	1.1	U	5.0	1.1
71-43-2	Benzene	0.090	U	1.0	0.090
74-97-5	Bromochloromethane	0.30	U	1.0	0.30
75-27-4	Bromodichloromethane	0.15	U	1.0	0.15
75-25-2	Bromoform	0.18	U	1.0	0.18
74-83-9	Bromomethane	0.18	U	1.0	0.18
75-15-0	Carbon disulfide	0.22	U	1.0	0.22
56-23-5	Carbon tetrachloride	0.33	U	1.0	0.33
108-90-7	Chlorobenzene	0.24	U	1.0	0.24
75-00-3	Chloroethane	0.37	U	1.0	0.37
67-66-3	Chloroform	0.22	U	1.0	0.22
74-87-3	Chloromethane	0.22	U	1.0	0.22
156-59-2	cis-1,2-Dichloroethene	0.26	U	1.0	0.26
10061-01-5	cis-1,3-Dichloropropene	0.16	U	1.0	0.16
110-82-7	Cyclohexane	0.26	U	1.0	0.26
124-48-1	Dibromochloromethane	0.22	U	1.0	0.22
75-71-8	Dichlorodifluoromethane	0.14	U	1.0	0.14
100-41-4	Ethylbenzene	0.30	U	1.0	0.30

FORM I
GC/MS VOA ORGANICS ANALYSIS DATA SHEET

Lab Name: TestAmerica Edison | Job No.: 460-151079-1

SDG No.:

Client Sample ID: MW-546S | Lab Sample ID: 460-151079-29

Matrix: Water | Lab File ID: F60604.D

Analysis Method: 8260C | Date Collected: 02/27/2018 09:45

Sample wt/vol: 5(mL) | Date Analyzed: 03/09/2018 18:18

Soil Aliquot Vol: | Dilution Factor: 1

Soil Extract Vol.: | GC Column: Rtx-624 ID: 0.25(mm)

% Moisture: | Level: (low/med) Low

Analysis Batch No.: 502418 | Units: ug/L

CAS NO.	COMPOUND NAME	RESULT	Q	RL	MDL
76-13-1	Freon TF	0.34	U	1.0	0.34
98-82-8	Isopropylbenzene	0.32	U	1.0	0.32
179601-23-1	m&p-Xylene	0.28	U	1.0	0.28
79-20-9	Methyl acetate	0.58	U	5.0	0.58
108-87-2	Methylcyclohexane	0.22	U	1.0	0.22
75-09-2	Methylene Chloride	0.82	J	1.0	0.21
1634-04-4	MTBE	0.13	U	1.0	0.13
95-47-6	o-Xylene	0.32	U	1.0	0.32
100-42-5	Styrene	0.17	U	1.0	0.17
127-18-4	Tetrachloroethene	0.12	U	1.0	0.12
108-88-3	Toluene	0.25	U	1.0	0.25
156-60-5	trans-1,2-Dichloroethene	0.18	U	1.0	0.18
10061-02-6	trans-1,3-Dichloropropene	0.19	U	1.0	0.19
79-01-6	Trichloroethene	0.22	U	1.0	0.22
75-69-4	Trichlorofluoromethane	0.15	U	1.0	0.15
75-01-4	Vinyl chloride	0.060	U	1.0	0.060

CAS NO.	SURROGATE	%REC	Q	LIMITS
17060-07-0	1,2-Dichloroethane-d4 (Surr)	101		70-130
460-00-4	Bromofluorobenzene	101		70-130
1868-53-7	Dibromofluoromethane (Surr)	106		70-130
2037-26-5	Toluene-d8 (Surr)	95		70-130

FORM I
GC/MS VOA ORGANICS ANALYSIS DATA SHEET
TENTATIVELY IDENTIFIED COMPOUNDS

Lab Name: TestAmerica Edison Job No.: 460-151079-1

SDG No.:

Client Sample ID: MW-546S Lab Sample ID: 460-151079-29

Matrix: Water Lab File ID: F60604.D

Analysis Method: 8260C Date Collected: 02/27/2018 09:45

Sample wt/vol: 5(mL) Date Analyzed: 03/09/2018 18:18

Soil Aliquot Vol: Dilution Factor: 1

Soil Extract Vol.: GC Column: Rtx-624 ID: 0.25(mm)

% Moisture: Level: (low/med) Low

Analysis Batch No.: 502418 Units: ug/L

Number TICs Found: 0 TIC Result Total: 0

CAS NO.	COMPOUND NAME	RT	RESULT	Q	MATCH QUALITY
	Tentatively Identified Compound		None		

TestAmerica Edison
Target Compound Quantitation Report

Data File: \\ChromNA\Edison\ChromData\CVOAMS6\20180309-68556.b\F60604.D
Lims ID: 460-151079-A-29
Client ID: MW-546S
Sample Type: Client
Inject. Date: 09-Mar-2018 18:18:30 ALS Bottle#: 21 Worklist Smp#: 22
Purge Vol: 5.000 mL Dil. Factor: 1.0000
Sample Info: 460-151079-A-29
Misc. Info.: 460-0068556-022
Operator ID: Instrument ID: CVOAMS6

Method: \\ChromNA\Edison\ChromData\CVOAMS6\20180309-68556.b\8260624W6.m
Limit Group: VOA - 8260C DKQP Water and Solid
Last Update: 12-Mar-2018 17:48:05 Calib Date: 09-Mar-2018 04:49:30
Integrator: RTE ID Type: Deconvolution ID
Quant Method: Internal Standard Quant By: Initial Calibration
Last ICal File: \\ChromNA\Edison\ChromData\CVOAMS6\20180309-68530.b\F60575.D

Column 1 : Rtx-624 (0.25 mm) Det: MS SCAN
Process Host: XAWRK008

First Level Reviewer: delpolitov Date: 12-Mar-2018 17:48:05

Compound	Sig	RT (min.)	Exp RT (min.)	Dlt RT (min.)	Q	Response	OnCol Amt ug/l	Flags
* 26 TBA-d9 (IS)	65	3.209	3.209	0.000	0	268423	1000.0	
27 Methylene Chloride	84	3.226	3.217	0.009	31	3275	0.8229	
* 38 2-Butanone-d5	46	4.269	4.261	0.008	0	255754	250.0	
$ 51 Dibromofluoromethane (Surr	113	4.746	4.738	0.008	96	164074	53.2	
$ 56 1,2-Dichloroethane-d4 (Sur	65	5.091	5.091	0.000	0	166161	50.6	
* 61 Fluorobenzene	96	5.362	5.362	0.000	99	532226	50.0	
* 67 1,4-Dioxane-d8	96	6.060	6.052	0.008	0	26708	1000.0	
$ 78 Toluene-d8 (Surr)	98	7.030	7.022	0.008	100	518061	47.5	
* 89 Chlorobenzene-d5	117	8.821	8.813	0.008	85	449787	50.0	
$ 100 4-Bromofluorobenzene	174	10.070	10.070	0.000	96	219806	50.7	
* 116 1,4-Dichlorobenzene-d4	152	10.941	10.941	0.000	94	291976	50.0	

Reagents:

VOA6IS/SURR_00009 Amount Added: 5.00 Units: uL Run Reagent

Report Date: 12-Mar-2018 17:48:08 Chrom Revision: 2.2 08-Feb-2018 13:38:42

TestAmerica Edison

Data File: \\ChromNA\Edison\ChromData\CVOAMS6\20180309-68556.b\F60604.D

Injection Date:	09-Mar-2018 18:18:30	Instrument ID:	CVOAMS6	Operator ID:	
Lims ID:	460-151079-A-29	Lab Sample ID:	460-151079-29	Worklist Smp#:	22
Client ID:	MW-546S				
Purge Vol:	5.000 mL	Dil. Factor:	1.0000	ALS Bottle#:	21
Method:	8260624W6	Limit Group:	VOA - 8260C DKQP Water and Solid		

Column: Rtx-624 (0.25 mm)

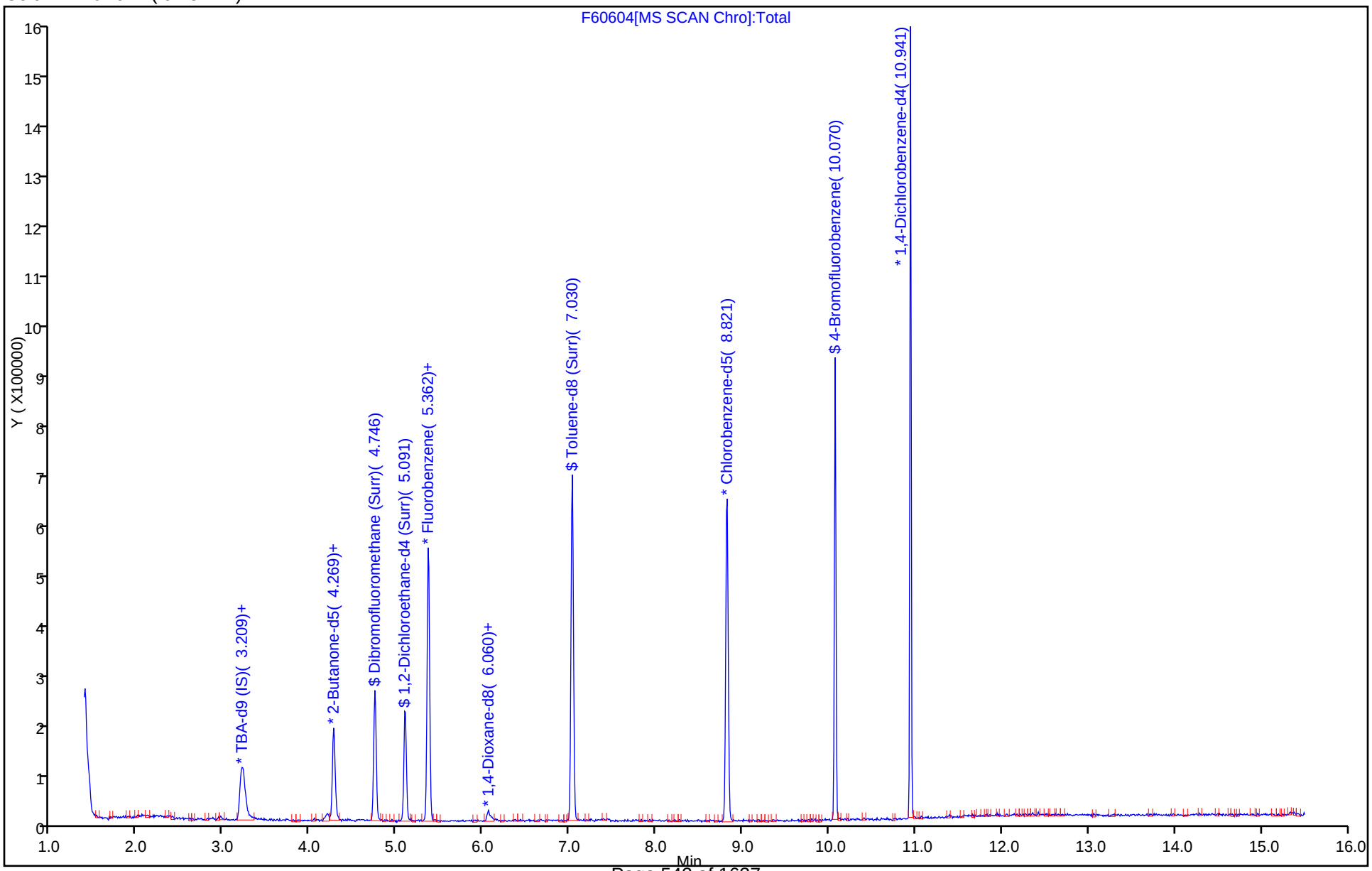

Report Date: 12-Mar-2018 17:48:09 Chrom Revision: 2.2 08-Feb-2018 13:38:42

TestAmerica Edison

Data File: \\ChromNA\Edison\ChromData\CVOAMS6\20180309-68556.b\F60604.D

Injection Date:	09-Mar-2018 18:18:30	Instrument ID:	CVOAMS6		
Lims ID:	460-151079-A-29	Lab Sample ID:	460-151079-29		
Client ID:	MW-546S				
Operator ID:		ALS Bottle#:	21	Worklist Smp#:	22
Purge Vol:	5.000 mL	Dil. Factor:	1.0000		
Method:	8260624W6	Limit Group:	VOA - 8260C DKQP Water and Solid		
Column:	Rtx-624 (0.25 mm)	Detector	MS SCAN		

27 Methylene Chloride, CAS: 75-09-2

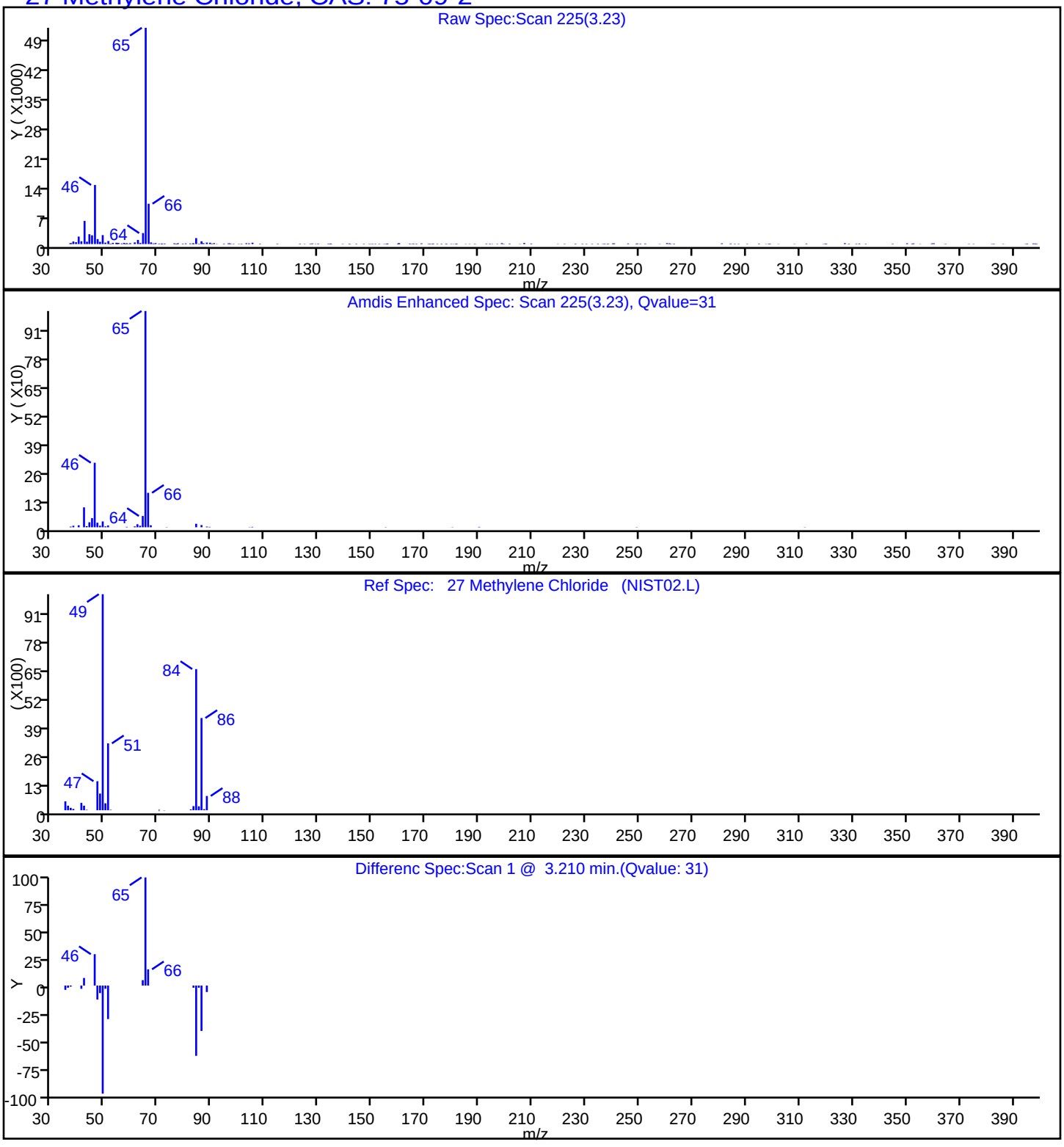

User Disabled Compound Report

TestAmerica Edison

Data File:	\\ChromNA\Edison\ChromData\CVOAMS6\20180309-68556.b\F60604.D		
Injection Date:	09-Mar-2018 18:18:30	Instrument ID:	CVOAMS6
Lims ID:	460-151079-A-29	Lab Sample ID:	460-151079-29
Client ID:	MW-546S		
Operator ID:		ALS Bottle#:	21 Worklist Smp#: 22
Purge Vol:	5.000 mL	Dil. Factor:	1.0000
Method:	8260624W6	Limit Group:	VOA - 8260C DKQP Water and Solid
Column:	Rtx-624 (0.25 mm)	Detector	MS SCAN

82 1,1,2-Trichloroethane, CAS: 79-00-5

Processing Results

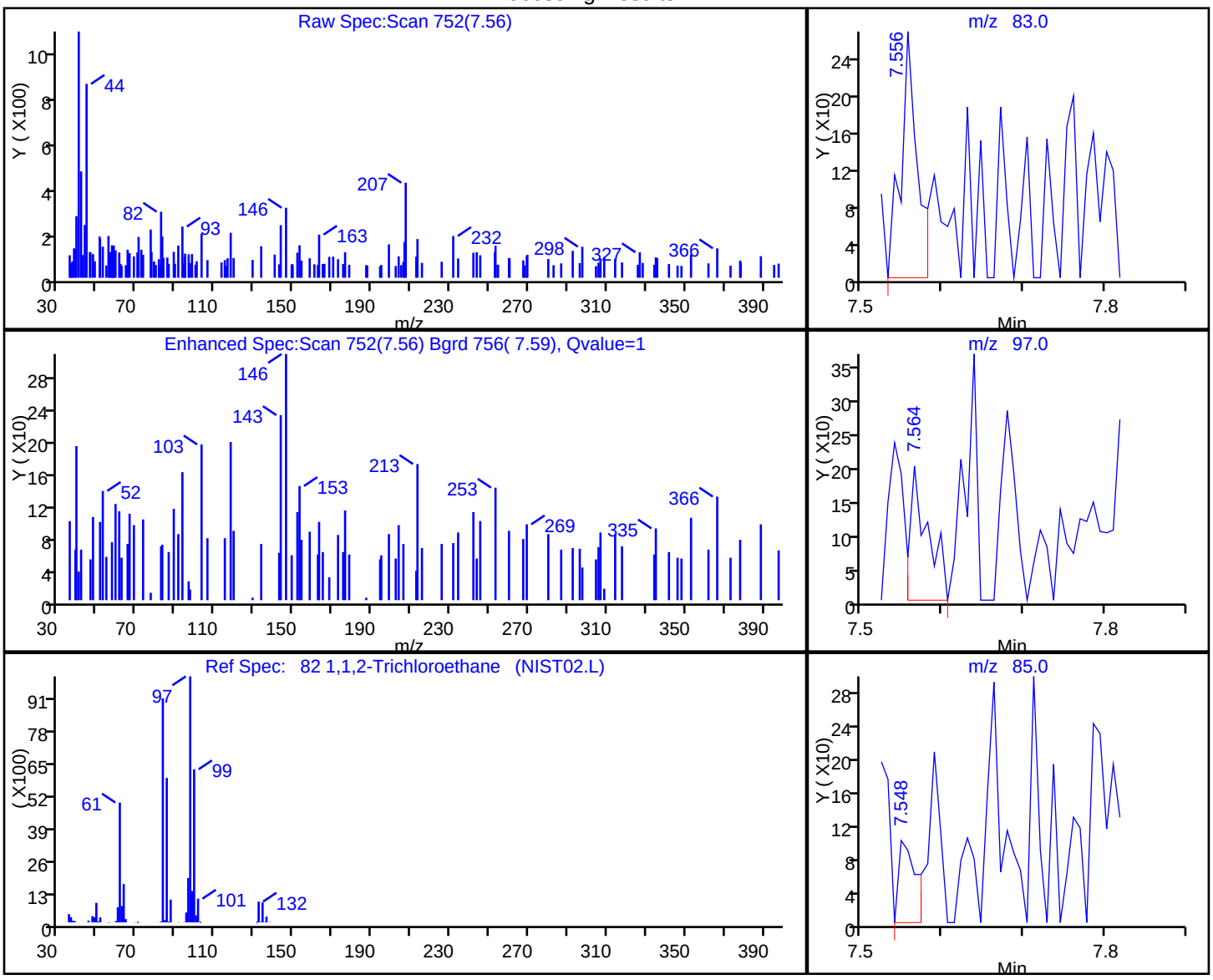

RT	Mass	Response	Amount
7.56	83.00	374	0.146338
7.56	97.00	311	
7.55	85.00	149	

Reviewer: delpolitov, 12-Mar-2018 17:48:05

Audit Action: Marked Compound Undetected Audit Reason: Invalid Compound ID

User Disabled Compound Report

TestAmerica Edison

Data File:	\\ChromNA\Edison\ChromData\CVOAMS6\20180309-68556.b\F60604.D		
Injection Date:	09-Mar-2018 18:18:30	Instrument ID:	CVOAMS6
Lims ID:	460-151079-A-29	Lab Sample ID:	460-151079-29
Client ID:	MW-546S		
Operator ID:		ALS Bottle#:	21 Worklist Smp#: 22
Purge Vol:	5.000 mL	Dil. Factor:	1.0000
Method:	8260624W6	Limit Group:	VOA - 8260C DKQP Water and Solid
Column:	Rtx-624 (0.25 mm)	Detector	MS SCAN

124 1,2-Dibromo-3-Chloropropane, CAS: 96-12-8

Processing Results

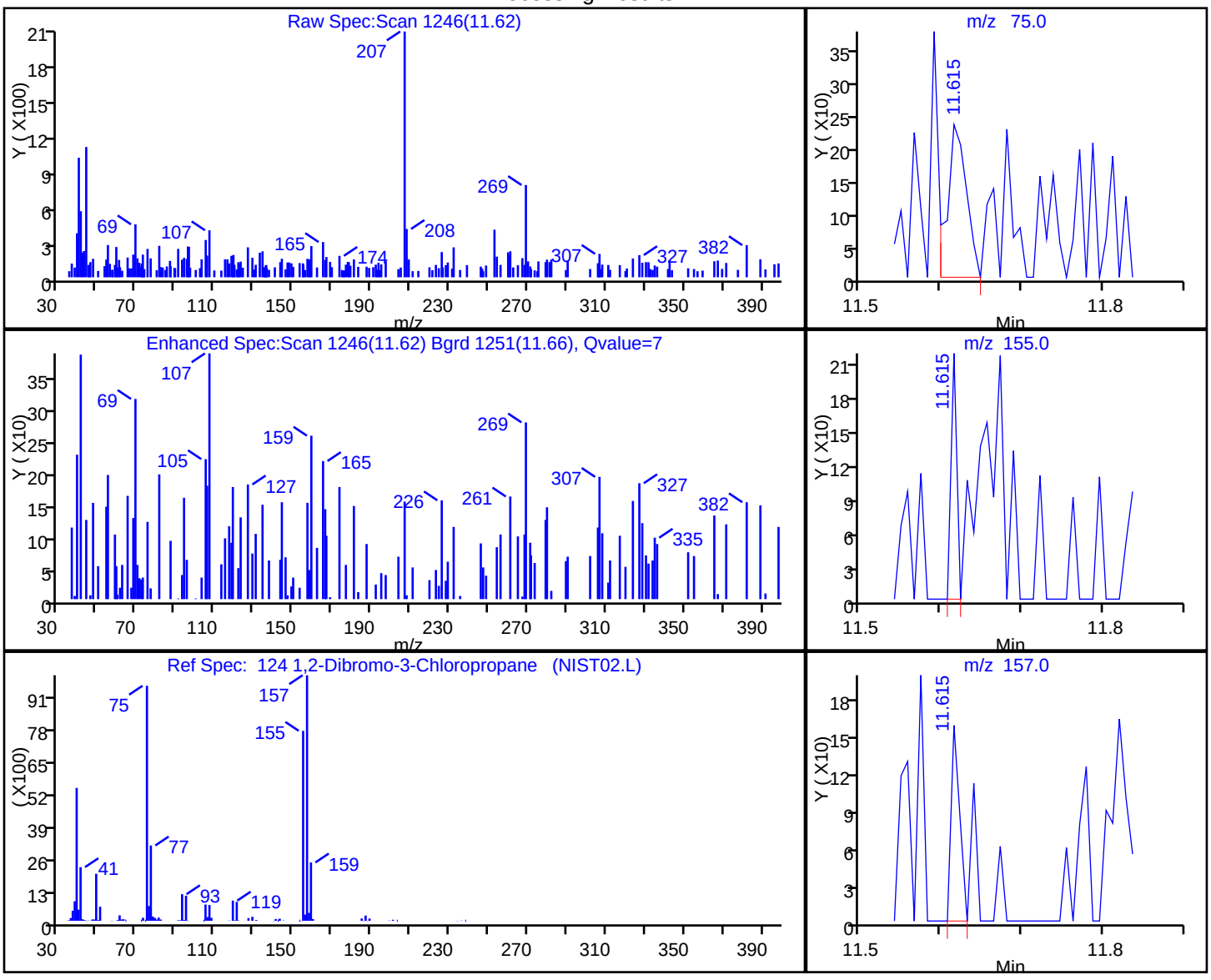

RT	Mass	Response	Amount
11.62	75.00	385	0.408342
11.62	155.00	107	
11.62	157.00	111	

Reviewer: delpolitov, 12-Mar-2018 17:48:05

Audit Action: Marked Compound Undetected Audit Reason: Invalid Compound ID

User Disabled Compound Report

TestAmerica Edison

Data File:	\\ChromNA\Edison\ChromData\CVOAMS6\20180309-68556.b\F60604.D		
Injection Date:	09-Mar-2018 18:18:30	Instrument ID:	CVOAMS6
Lims ID:	460-151079-A-29	Lab Sample ID:	460-151079-29
Client ID:	MW-546S		
Operator ID:		ALS Bottle#:	21 Worklist Smp#: 22
Purge Vol:	5.000 mL	Dil. Factor:	1.0000
Method:	8260624W6	Limit Group:	VOA - 8260C DKQP Water and Solid
Column:	Rtx-624 (0.25 mm)	Detector	MS SCAN

59 1,2-Dichloroethane, CAS: 107-06-2

Processing Results

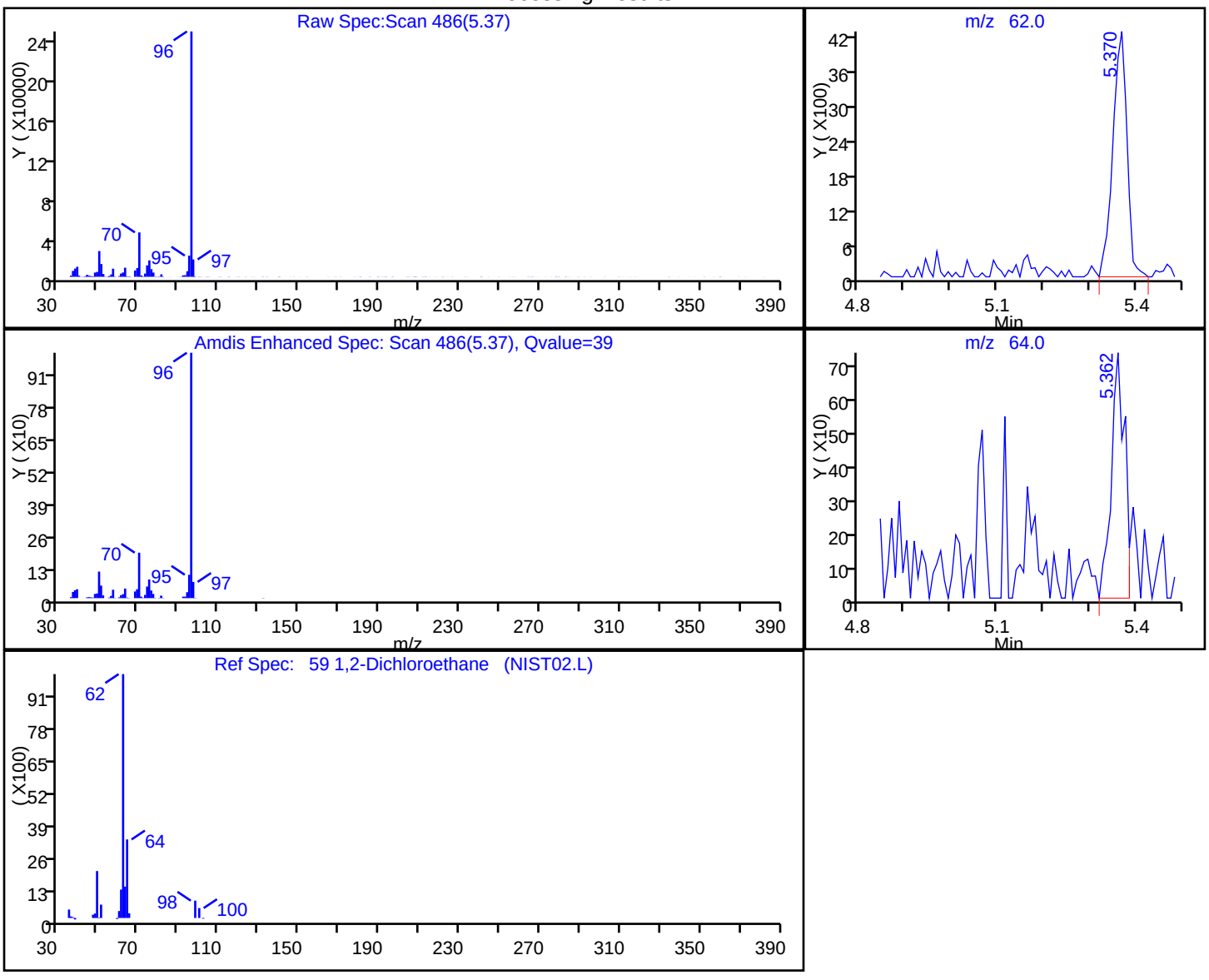

RT	Mass	Response	Amount
5.37	62.00	9039	1.995071
5.36	64.00	1486	

Reviewer: delpolitov, 12-Mar-2018 17:48:05

Audit Action: Marked Compound Undetected Audit Reason: Invalid Compound ID

User Disabled Compound Report

TestAmerica Edison

Data File:	\\ChromNA\Edison\ChromData\CVOAMS6\20180309-68556.b\F60604.D		
Injection Date:	09-Mar-2018 18:18:30	Instrument ID:	CVOAMS6
Lims ID:	460-151079-A-29	Lab Sample ID:	460-151079-29
Client ID:	MW-546S		
Operator ID:		ALS Bottle#:	21 Worklist Smp#: 22
Purge Vol:	5.000 mL	Dil. Factor:	1.0000
Method:	8260624W6	Limit Group:	VOA - 8260C DKQP Water and Solid
Column:	Rtx-624 (0.25 mm)	Detector	MS SCAN

69 1,4-Dioxane, CAS: 123-91-1

Processing Results

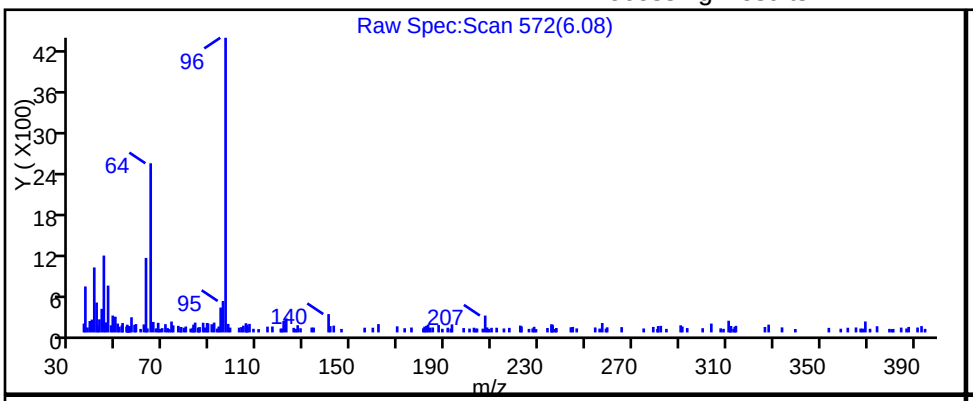

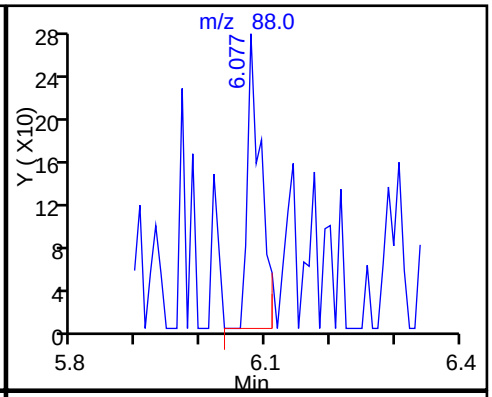

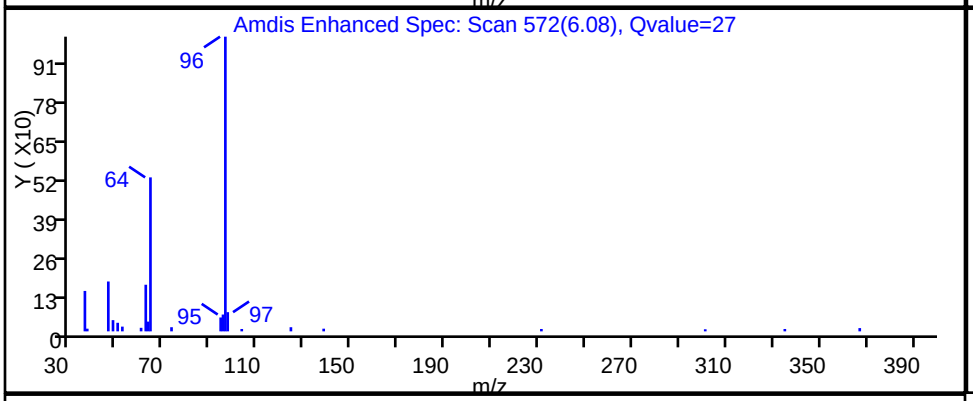

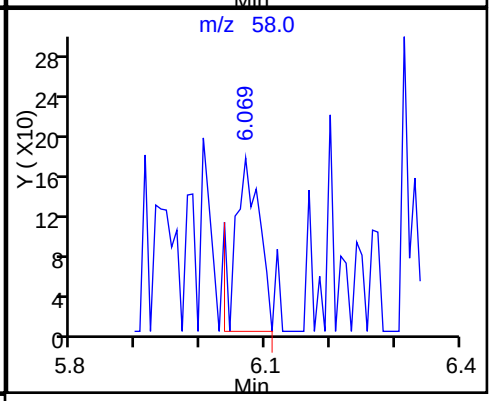

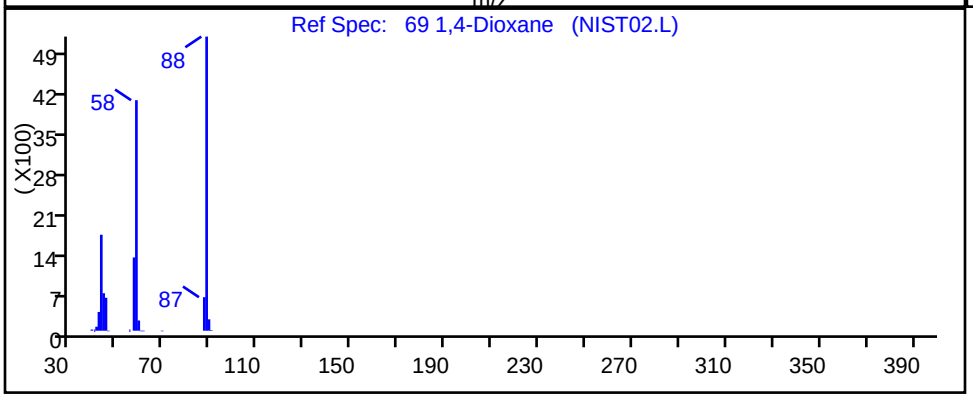

RT	Mass	Response	Amount
6.08	88.00	396	12.190154
6.07	58.00	466	

Reviewer: delpolitov, 12-Mar-2018 17:48:05

Audit Action: Marked Compound Undetected Audit Reason: Invalid Compound ID

User Disabled Compound Report

TestAmerica Edison

Data File:	\\ChromNA\Edison\ChromData\CVOAMS6\20180309-68556.b\F60604.D		
Injection Date:	09-Mar-2018 18:18:30	Instrument ID:	CVOAMS6
Lims ID:	460-151079-A-29	Lab Sample ID:	460-151079-29
Client ID:	MW-546S		
Operator ID:		ALS Bottle#:	21 Worklist Smp#: 22
Purge Vol:	5.000 mL	Dil. Factor:	1.0000
Method:	8260624W6	Limit Group:	VOA - 8260C DKQP Water and Solid
Column:	Rtx-624 (0.25 mm)	Detector	MS SCAN

41 2-Butanone (MEK), CAS: 78-93-3

Processing Results

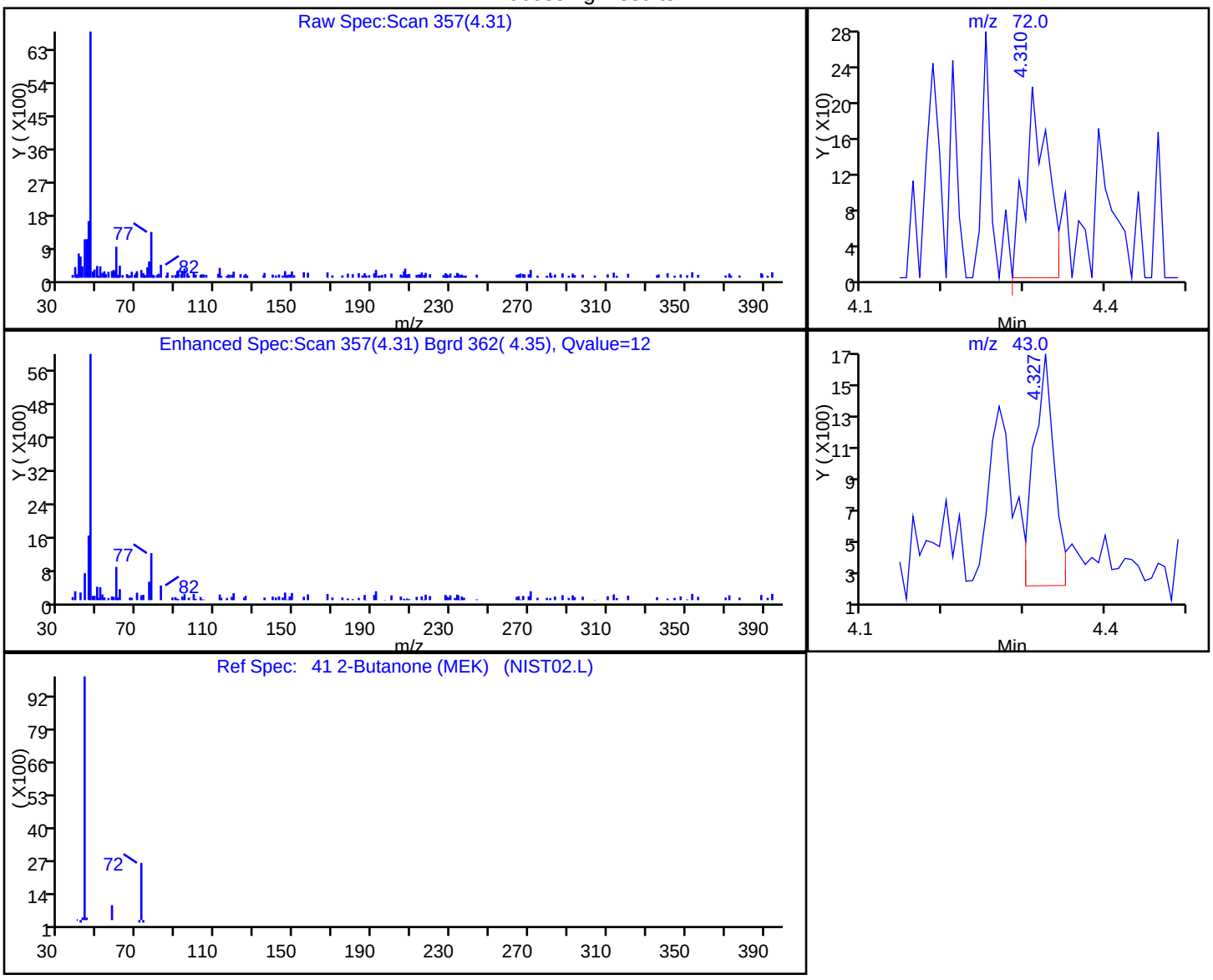

RT	Mass	Response	Amount
4.31	72.00	407	2.965694
4.33	43.00	2541	

Reviewer: delpolitov, 12-Mar-2018 17:48:05

Audit Action: Marked Compound Undetected Audit Reason: Invalid Compound ID

User Disabled Compound Report

TestAmerica Edison

Data File:	\\ChromNA\Edison\ChromData\CVOAMS6\20180309-68556.b\F60604.D		
Injection Date:	09-Mar-2018 18:18:30	Instrument ID:	CVOAMS6
Lims ID:	460-151079-A-29	Lab Sample ID:	460-151079-29
Client ID:	MW-546S		
Operator ID:		ALS Bottle#:	21 Worklist Smp#: 22
Purge Vol:	5.000 mL	Dil. Factor:	1.0000
Method:	8260624W6	Limit Group:	VOA - 8260C DKQP Water and Solid
Column:	Rtx-624 (0.25 mm)	Detector	MS SCAN

77 4-Methyl-2-pentanone (MIBK), CAS: 108-10-1

Processing Results

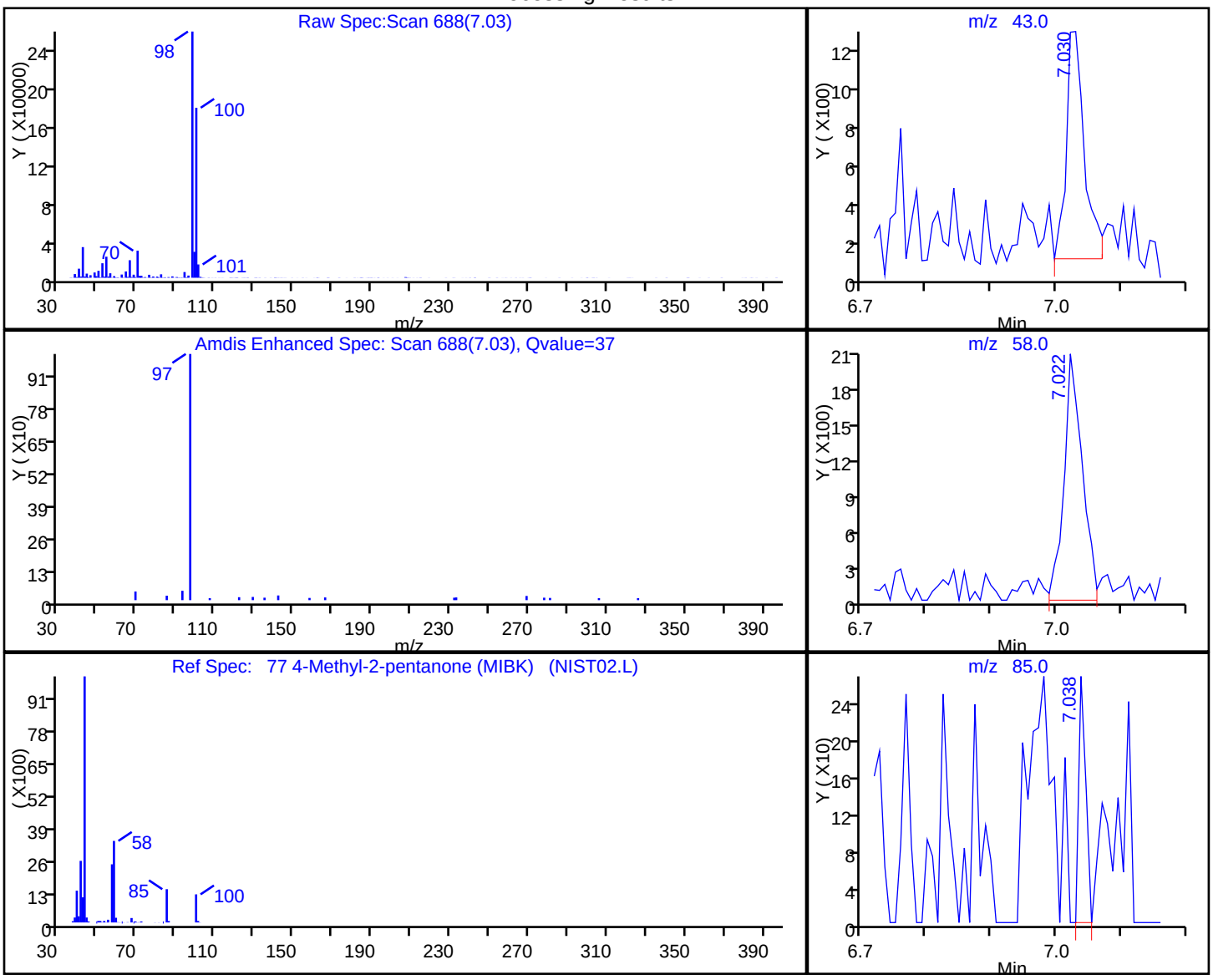

RT	Mass	Response	Amount
7.03	43.00	2061	0.748008
7.02	58.00	4021	
7.04	85.00	200	
7.03	100.00	343297	

Reviewer: delpolitov, 12-Mar-2018 17:48:05

Audit Action: Marked Compound Undetected Audit Reason: Invalid Compound ID

User Disabled Compound Report

TestAmerica Edison

Data File:	\\ChromNA\Edison\ChromData\CVOAMS6\20180309-68556.b\F60604.D		
Injection Date:	09-Mar-2018 18:18:30	Instrument ID:	CVOAMS6
Lims ID:	460-151079-A-29	Lab Sample ID:	460-151079-29
Client ID:	MW-546S		
Operator ID:		ALS Bottle#:	21 Worklist Smp#: 22
Purge Vol:	5.000 mL	Dil. Factor:	1.0000
Method:	8260624W6	Limit Group:	VOA - 8260C DKQP Water and Solid
Column:	Rtx-624 (0.25 mm)	Detector	MS SCAN

6 Bromomethane, CAS: 74-83-9

Processing Results

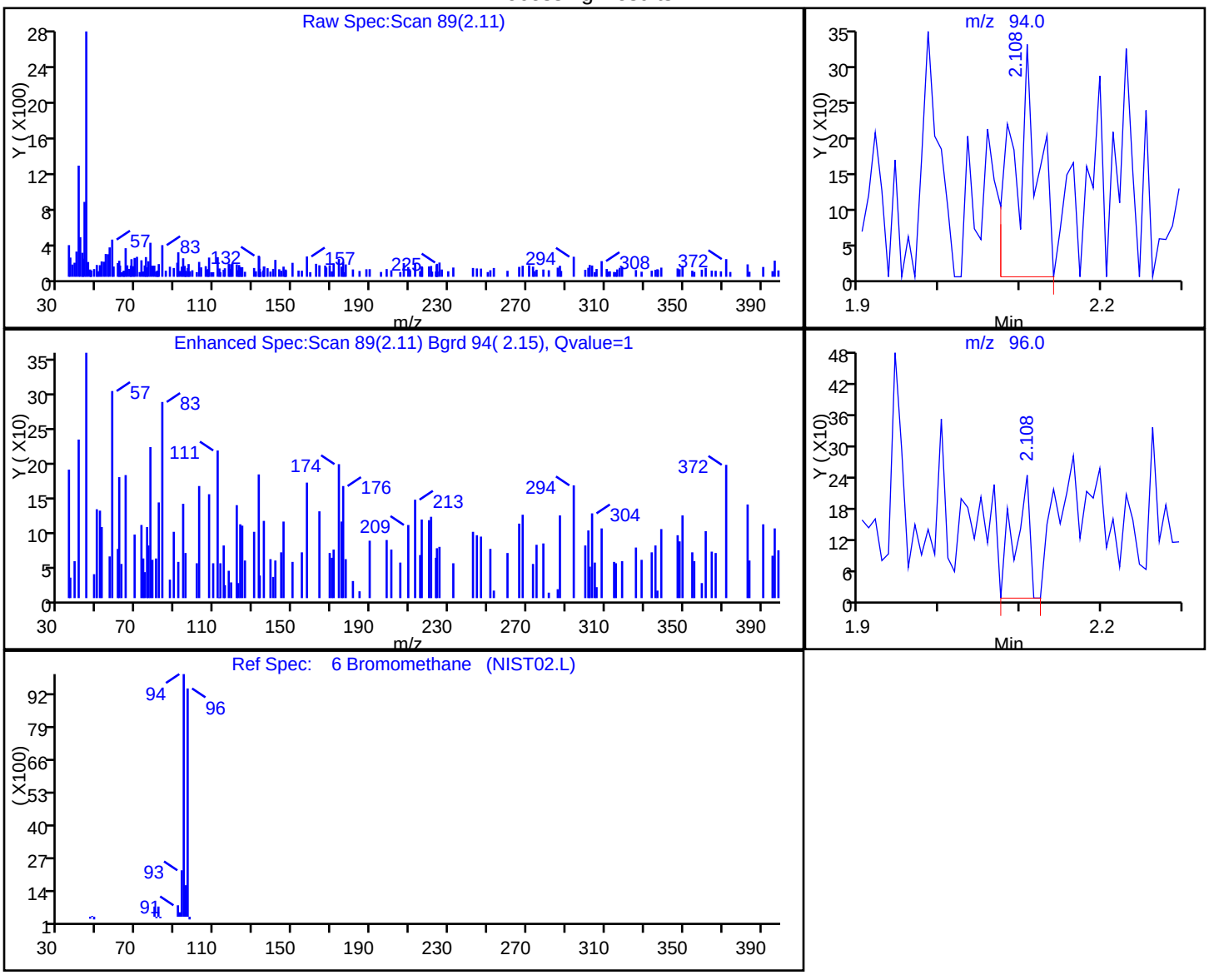

RT	Mass	Response	Amount
2.11	94.00	661	0.256098
2.11	96.00	303	

Reviewer: delpolitov, 12-Mar-2018 17:48:05

Audit Action: Marked Compound Undetected Audit Reason: Invalid Compound ID

User Disabled Compound Report

TestAmerica Edison

Data File:	\\ChromNA\Edison\ChromData\CVOAMS6\20180309-68556.b\F60604.D		
Injection Date:	09-Mar-2018 18:18:30	Instrument ID:	CVOAMS6
Lims ID:	460-151079-A-29	Lab Sample ID:	460-151079-29
Client ID:	MW-546S		
Operator ID:		ALS Bottle#:	21 Worklist Smp#: 22
Purge Vol:	5.000 mL	Dil. Factor:	1.0000
Method:	8260624W6	Limit Group:	VOA - 8260C DKQP Water and Solid
Column:	Rtx-624 (0.25 mm)	Detector	MS SCAN

3 Chloromethane, CAS: 74-87-3

Processing Results

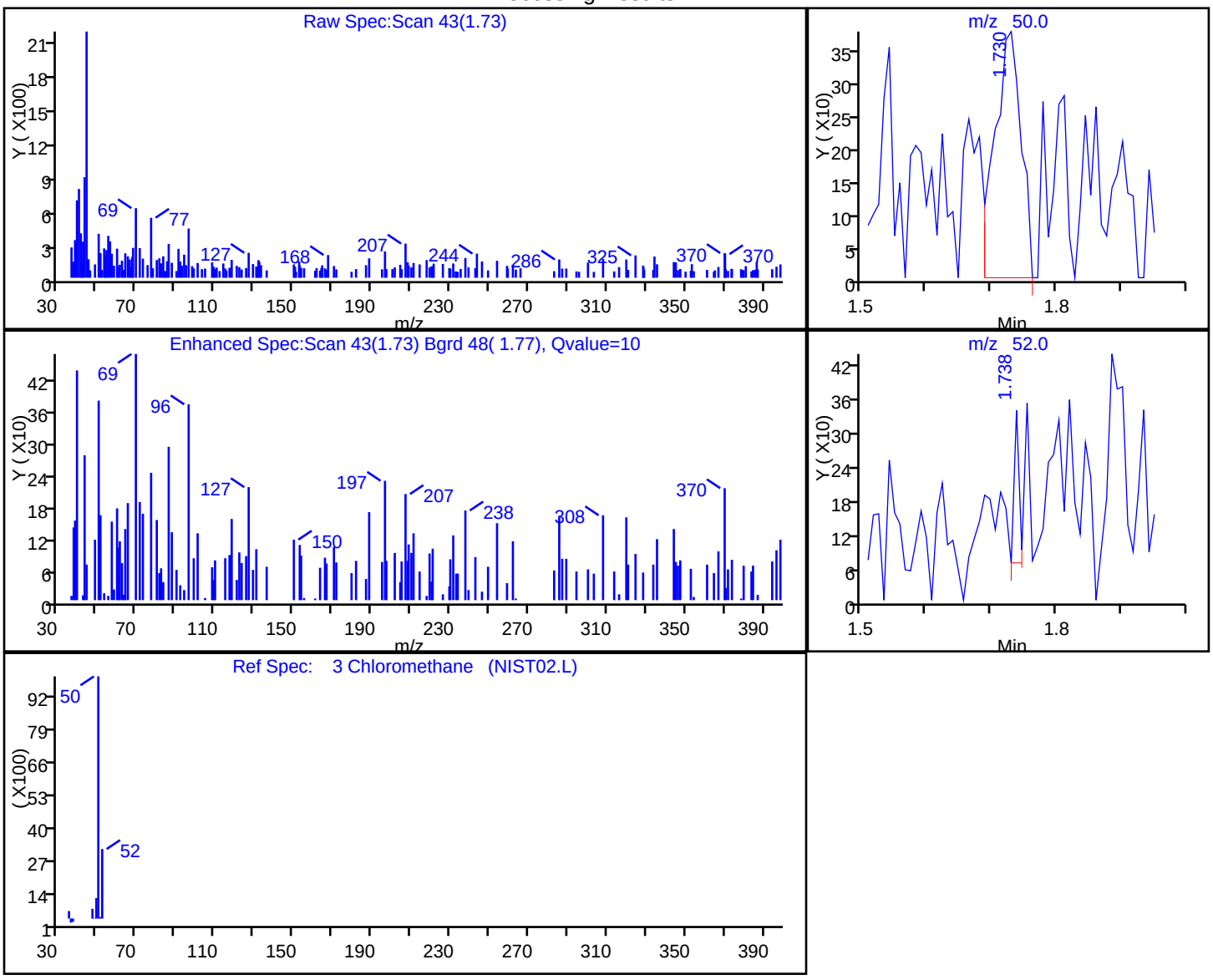

RT	Mass	Response	Amount
1.73	50.00	1062	0.256799
1.74	52.00	144	

Reviewer: delpolitov, 12-Mar-2018 17:48:05

Audit Action: Marked Compound Undetected Audit Reason: Invalid Compound ID

User Disabled Compound Report

TestAmerica Edison

Data File:	\\ChromNA\Edison\ChromData\CVOAMS6\20180309-68556.b\F60604.D		
Injection Date:	09-Mar-2018 18:18:30	Instrument ID:	CVOAMS6
Lims ID:	460-151079-A-29	Lab Sample ID:	460-151079-29
Client ID:	MW-546S		
Operator ID:		ALS Bottle#:	21 Worklist Smp#: 22
Purge Vol:	5.000 mL	Dil. Factor:	1.0000
Method:	8260624W6	Limit Group:	VOA - 8260C DKQP Water and Solid
Column:	Rtx-624 (0.25 mm)	Detector	MS SCAN

24 Methyl acetate, CAS: 79-20-9

Processing Results

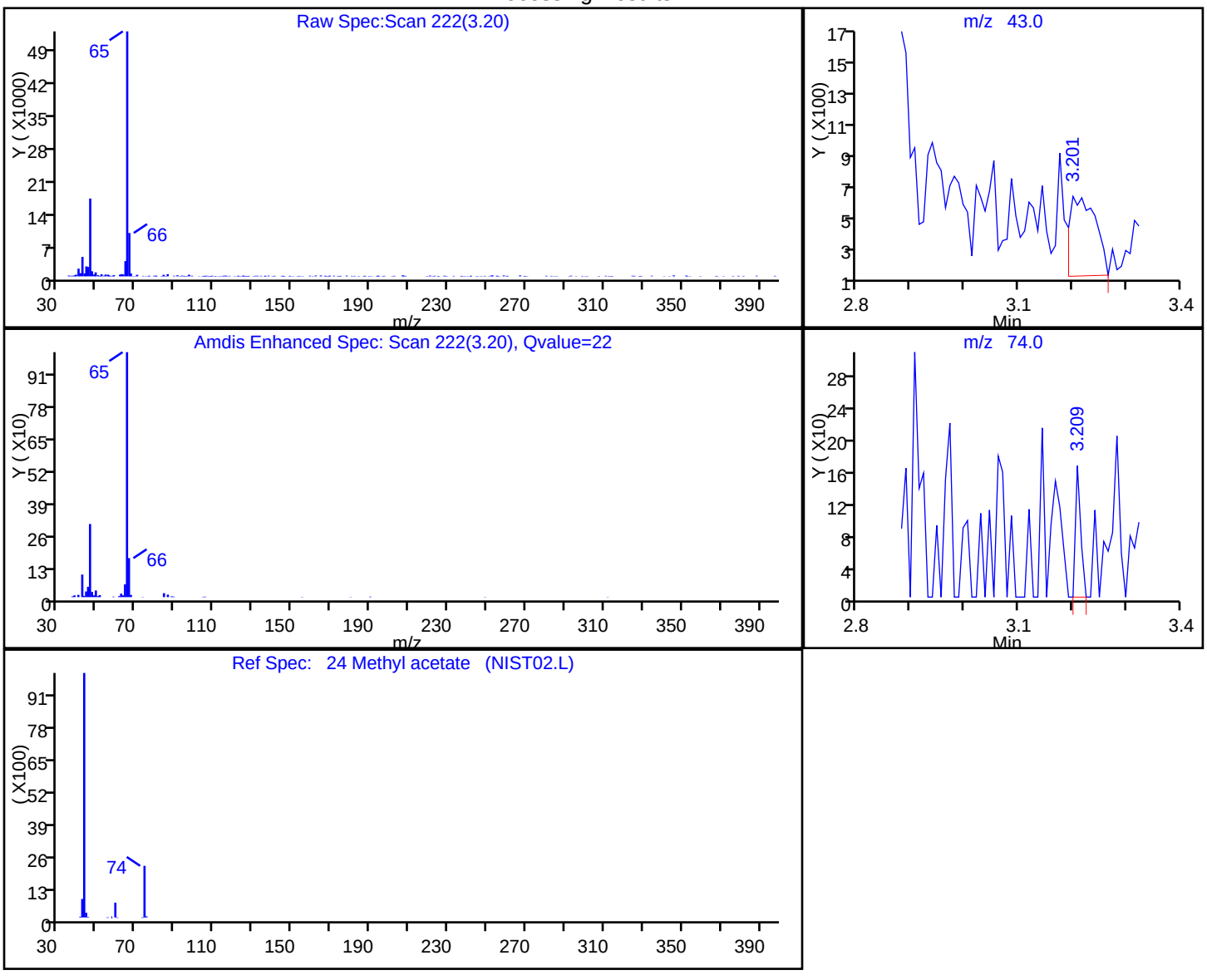

RT	Mass	Response	Amount
3.20	43.00	1573	0.705634
3.21	74.00	110	

Reviewer: delpolitov, 12-Mar-2018 17:48:05

Audit Action: Marked Compound Undetected Audit Reason: Invalid Compound ID

User Disabled Compound Report

TestAmerica Edison

Data File:	\\ChromNA\Edison\ChromData\CVOAMS6\20180309-68556.b\F60604.D		
Injection Date:	09-Mar-2018 18:18:30	Instrument ID:	CVOAMS6
Lims ID:	460-151079-A-29	Lab Sample ID:	460-151079-29
Client ID:	MW-546S		
Operator ID:		ALS Bottle#:	21 Worklist Smp#: 22
Purge Vol:	5.000 mL	Dil. Factor:	1.0000
Method:	8260624W6	Limit Group:	VOA - 8260C DKQP Water and Solid
Column:	Rtx-624 (0.25 mm)	Detector	MS SCAN

4 Vinyl chloride, CAS: 75-01-4

Processing Results

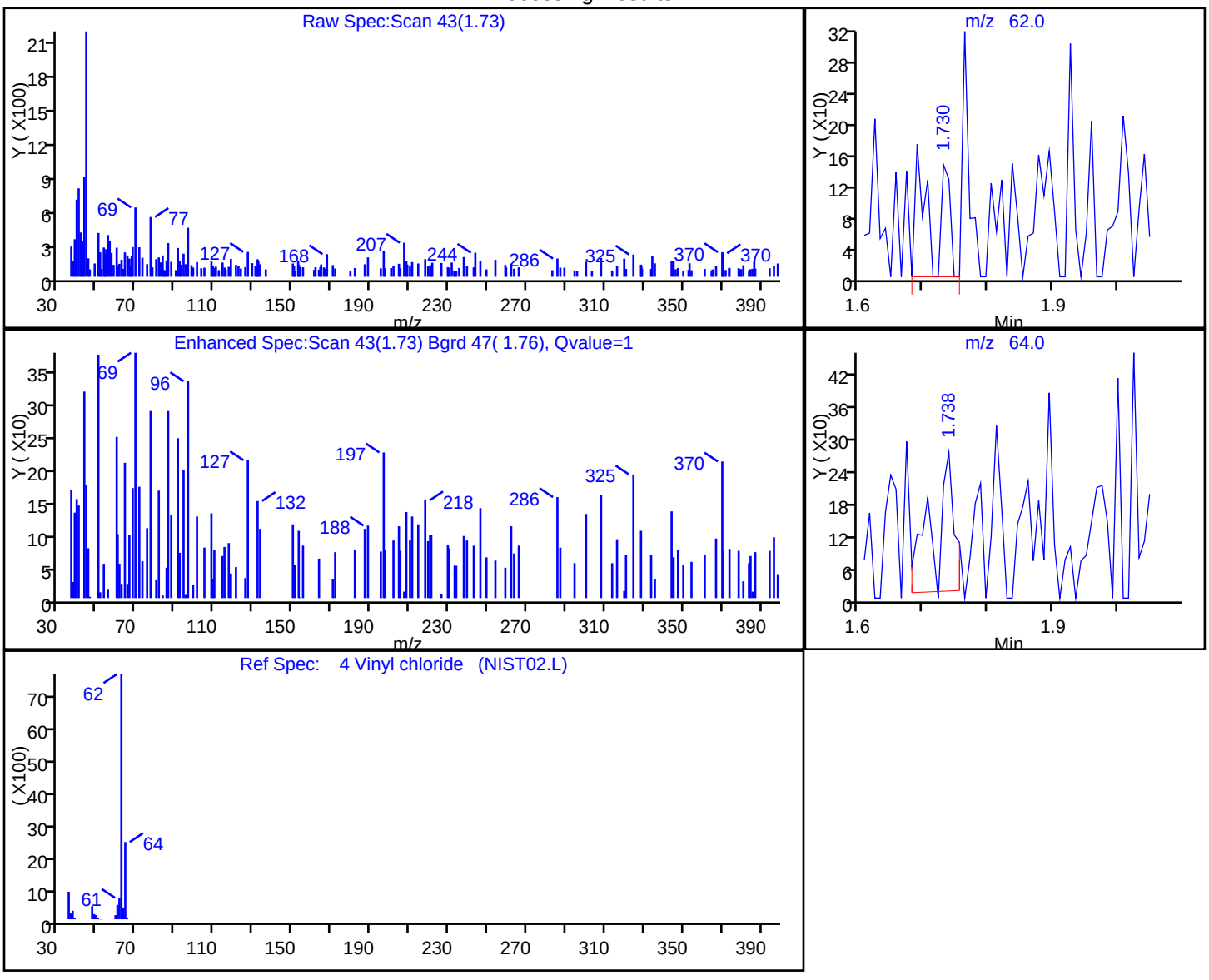

RT	Mass	Response	Amount
1.73	62.00	320	0.078705
1.74	64.00	567	

Reviewer: delpolitov, 12-Mar-2018 17:48:05

Audit Action: Marked Compound Undetected Audit Reason: Invalid Compound ID

FORM I
GC/MS VOA ORGANICS ANALYSIS DATA SHEET

Lab Name: TestAmerica Edison | Job No.: 460-151079-1

SDG No.:

Client Sample ID: MW-546I | Lab Sample ID: 460-151079-30

Matrix: Water | Lab File ID: F60605.D

Analysis Method: 8260C | Date Collected: 02/27/2018 09:50

Sample wt/vol: 5(mL) | Date Analyzed: 03/09/2018 18:42

Soil Aliquot Vol: | Dilution Factor: 1

Soil Extract Vol.: | GC Column: Rtx-624 ID: 0.25(mm)

% Moisture: | Level: (low/med) Low

Analysis Batch No.: 502418 | Units: ug/L

CAS NO.	COMPOUND NAME	RESULT	Q	RL	MDL
71-55-6	1,1,1-Trichloroethane	0.28	U	1.0	0.28
79-34-5	1,1,2,2-Tetrachloroethane	0.19	U	1.0	0.19
79-00-5	1,1,2-Trichloroethane	0.080	U	1.0	0.080
75-34-3	1,1-Dichloroethane	0.24	U	1.0	0.24
75-35-4	1,1-Dichloroethene	0.34	U	1.0	0.34
87-61-6	1,2,3-Trichlorobenzene	0.35	U	1.0	0.35
120-82-1	1,2,4-Trichlorobenzene	0.27	U	1.0	0.27
96-12-8	1,2-Dibromo-3-Chloropropane	0.23	U	1.0	0.23
106-93-4	1,2-Dibromoethane	0.19	U	1.0	0.19
95-50-1	1,2-Dichlorobenzene	0.22	U	1.0	0.22
107-06-2	1,2-Dichloroethane	0.25	U	1.0	0.25
78-87-5	1,2-Dichloropropane	0.18	U	1.0	0.18
541-73-1	1,3-Dichlorobenzene	0.33	U	1.0	0.33
106-46-7	1,4-Dichlorobenzene	0.33	U	1.0	0.33
123-91-1	1,4-Dioxane	8.7	U	50	8.7
78-93-3	2-Butanone	2.2	U	5.0	2.2
591-78-6	2-Hexanone	0.72	U	5.0	0.72
108-10-1	4-Methyl-2-pentanone	0.63	U	5.0	0.63
67-64-1	Acetone	1.1	U	5.0	1.1
71-43-2	Benzene	0.090	U	1.0	0.090
74-97-5	Bromochloromethane	0.30	U	1.0	0.30
75-27-4	Bromodichloromethane	0.15	U	1.0	0.15
75-25-2	Bromoform	0.18	U	1.0	0.18
74-83-9	Bromomethane	0.18	U	1.0	0.18
75-15-0	Carbon disulfide	0.22	U	1.0	0.22
56-23-5	Carbon tetrachloride	0.33	U	1.0	0.33
108-90-7	Chlorobenzene	0.24	U	1.0	0.24
75-00-3	Chloroethane	0.37	U	1.0	0.37
67-66-3	Chloroform	0.51	J	1.0	0.22
74-87-3	Chloromethane	0.22	U	1.0	0.22
156-59-2	cis-1,2-Dichloroethene	0.26	U	1.0	0.26
10061-01-5	cis-1,3-Dichloropropene	0.16	U	1.0	0.16
110-82-7	Cyclohexane	0.26	U	1.0	0.26
124-48-1	Dibromochloromethane	0.22	U	1.0	0.22
75-71-8	Dichlorodifluoromethane	0.14	U	1.0	0.14
100-41-4	Ethylbenzene	0.30	U	1.0	0.30

FORM I
GC/MS VOA ORGANICS ANALYSIS DATA SHEET

Lab Name: TestAmerica Edison | Job No.: 460-151079-1

SDG No.:

Client Sample ID: MW-546I | Lab Sample ID: 460-151079-30

Matrix: Water | Lab File ID: F60605.D

Analysis Method: 8260C | Date Collected: 02/27/2018 09:50

Sample wt/vol: 5(mL) | Date Analyzed: 03/09/2018 18:42

Soil Aliquot Vol: | Dilution Factor: 1

Soil Extract Vol.: | GC Column: Rtx-624 ID: 0.25(mm)

% Moisture: | Level: (low/med) Low

Analysis Batch No.: 502418 | Units: ug/L

CAS NO.	COMPOUND NAME	RESULT	Q	RL	MDL
76-13-1	Freon TF	0.34	U	1.0	0.34
98-82-8	Isopropylbenzene	0.32	U	1.0	0.32
179601-23-1	m&p-Xylene	0.28	U	1.0	0.28
79-20-9	Methyl acetate	0.58	U	5.0	0.58
108-87-2	Methylcyclohexane	0.22	U	1.0	0.22
75-09-2	Methylene Chloride	0.74	J	1.0	0.21
1634-04-4	MTBE	0.13	U	1.0	0.13
95-47-6	o-Xylene	0.32	U	1.0	0.32
100-42-5	Styrene	0.17	U	1.0	0.17
127-18-4	Tetrachloroethene	0.12	U	1.0	0.12
108-88-3	Toluene	0.25	U	1.0	0.25
156-60-5	trans-1,2-Dichloroethene	0.18	U	1.0	0.18
10061-02-6	trans-1,3-Dichloropropene	0.19	U	1.0	0.19
79-01-6	Trichloroethene	0.59	J	1.0	0.22
75-69-4	Trichlorofluoromethane	0.15	U	1.0	0.15
75-01-4	Vinyl chloride	0.060	U	1.0	0.060

CAS NO.	SURROGATE	%REC	Q	LIMITS
17060-07-0	1,2-Dichloroethane-d4 (Surr)	100		70-130
460-00-4	Bromofluorobenzene	99		70-130
1868-53-7	Dibromofluoromethane (Surr)	106		70-130
2037-26-5	Toluene-d8 (Surr)	99		70-130

FORM I
GC/MS VOA ORGANICS ANALYSIS DATA SHEET
TENTATIVELY IDENTIFIED COMPOUNDS

Lab Name: TestAmerica Edison | Job No.: 460-151079-1

SDG No.:

Client Sample ID: MW-546I | Lab Sample ID: 460-151079-30

Matrix: Water | Lab File ID: F60605.D

Analysis Method: 8260C | Date Collected: 02/27/2018 09:50

Sample wt/vol: 5(mL) | Date Analyzed: 03/09/2018 18:42

Soil Aliquot Vol: | Dilution Factor: 1

Soil Extract Vol.: | GC Column: Rtx-624 ID: 0.25(mm)

% Moisture: | Level: (low/med) Low

Analysis Batch No.: 502418 | Units: ug/L

Number TICs Found: 0 | TIC Result Total: 0

CAS NO.	COMPOUND NAME	RT	RESULT	Q	MATCH QUALITY
	Tentatively Identified Compound		None		

TestAmerica Edison
Target Compound Quantitation Report

Data File: \\ChromNA\Edison\ChromData\CVOAMS6\20180309-68556.b\F60605.D
Lims ID: 460-151079-A-30
Client ID: MW-546I
Sample Type: Client
Inject. Date: 09-Mar-2018 18:42:30 ALS Bottle#: 22 Worklist Smp#: 23
Purge Vol: 5.000 mL Dil. Factor: 1.0000
Sample Info: 460-151079-A-30
Misc. Info.: 460-0068556-023
Operator ID: Instrument ID: CVOAMS6

Method: \\ChromNA\Edison\ChromData\CVOAMS6\20180309-68556.b\8260624W6.m
Limit Group: VOA - 8260C DKQP Water and Solid
Last Update: 12-Mar-2018 17:48:47 Calib Date: 09-Mar-2018 04:49:30
Integrator: RTE ID Type: Deconvolution ID
Quant Method: Internal Standard Quant By: Initial Calibration
Last ICal File: \\ChromNA\Edison\ChromData\CVOAMS6\20180309-68530.b\F60575.D

Column 1 : Rtx-624 (0.25 mm) Det: MS SCAN
Process Host: XAWRK008

First Level Reviewer: delpolitov Date: 12-Mar-2018 17:48:47

Compound	Sig	RT (min.)	Exp RT (min.)	Dlt RT (min.)	Q	Response	OnCol Amt ug/l	Flags
* 26 TBA-d9 (IS)	65	3.217	3.209	0.008	0	271803	1000.0	
27 Methylene Chloride	84	3.234	3.217	0.017	30	3113	0.7445	
* 38 2-Butanone-d5	46	4.269	4.261	0.008	0	250389	250.0	
48 Chloroform	83	4.590	4.581	0.009	94	3344	0.5149	
$ 51 Dibromofluoromethane (Surr	113	4.754	4.738	0.016	98	171483	53.0	
$ 56 1,2-Dichloroethane-d4 (Sur	65	5.099	5.091	0.008	0	171781	49.8	
* 61 Fluorobenzene	96	5.370	5.362	0.008	99	559138	50.0	
63 Trichloroethene	95	5.724	5.707	0.017	84	2209	0.5869	
* 67 1,4-Dioxane-d8	96	6.052	6.052	0.000	0	28974	1000.0	
$ 78 Toluene-d8 (Surr)	98	7.030	7.022	0.008	99	556332	49.6	
* 89 Chlorobenzene-d5	117	8.821	8.813	0.008	85	462537	50.0	
$ 100 4-Bromofluorobenzene	174	10.070	10.070	0.000	95	221432	49.7	
* 116 1,4-Dichlorobenzene-d4	152	10.941	10.941	0.000	94	302851	50.0	

Reagents:

VOA6IS/SURR_00009 Amount Added: 5.00 Units: uL Run Reagent

Report Date: 12-Mar-2018 17:48:49 Chrom Revision: 2.2 08-Feb-2018 13:38:42

TestAmerica Edison

Data File: \\ChromNA\Edison\ChromData\CVOAMS6\20180309-68556.b\F60605.D

Injection Date:	09-Mar-2018 18:42:30	Instrument ID:	CVOAMS6	Operator ID:	
Lims ID:	460-151079-A-30	Lab Sample ID:	460-151079-30	Worklist Smp#:	23
Client ID:	MW-546I				
Purge Vol:	5.000 mL	Dil. Factor:	1.0000	ALS Bottle#:	22
Method:	8260624W6	Limit Group:	VOA - 8260C DKQP Water and Solid		

Column: Rtx-624 (0.25 mm)

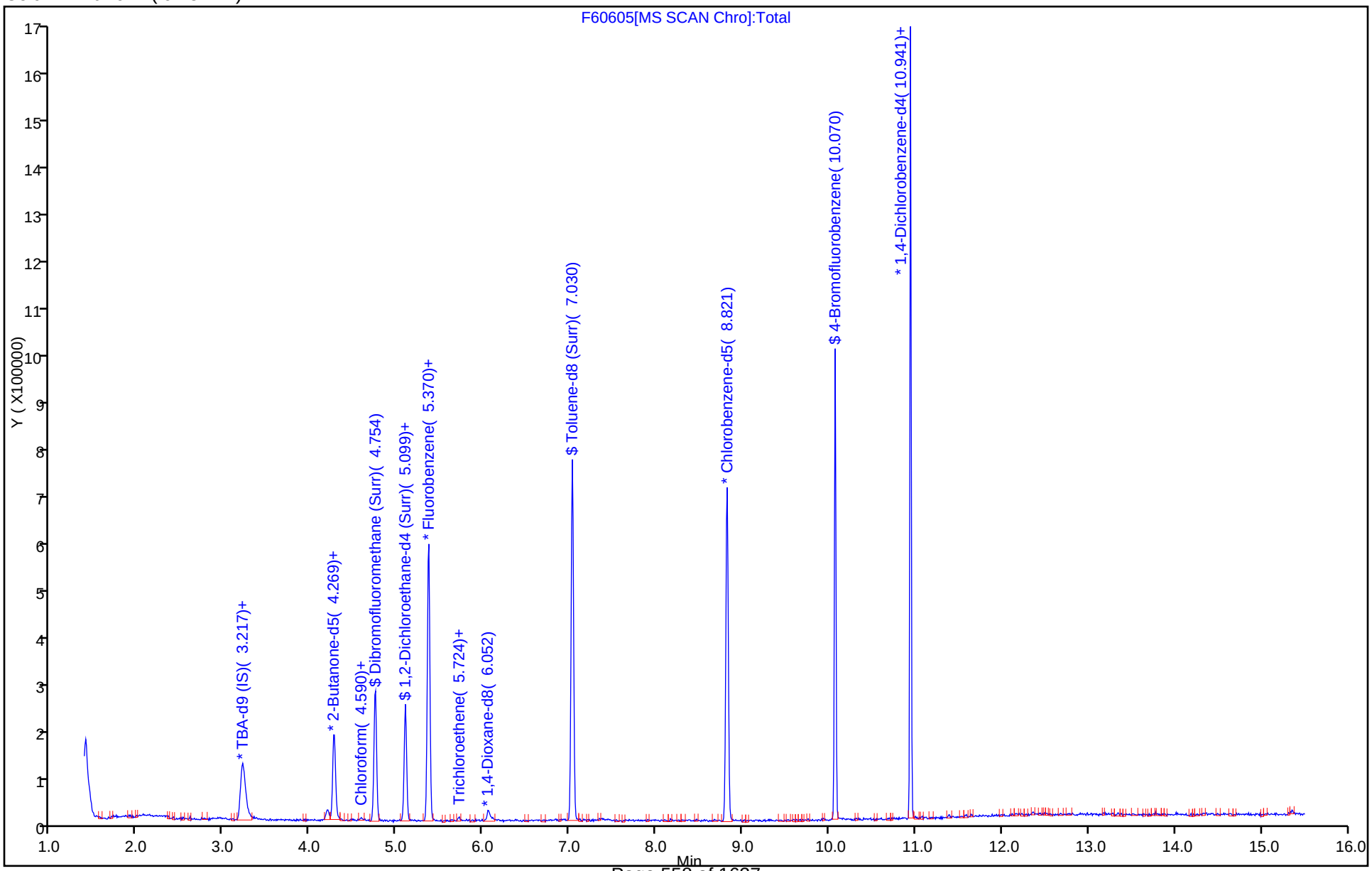

Report Date: 12-Mar-2018 17:48:50 Chrom Revision: 2.2 08-Feb-2018 13:38:42

TestAmerica Edison

Data File: \\ChromNA\Edison\ChromData\CVOAMS6\20180309-68556.b\F60605.D

Injection Date:	09-Mar-2018 18:42:30	Instrument ID:	CVOAMS6
Lims ID:	460-151079-A-30	Lab Sample ID:	460-151079-30
Client ID:	MW-546I		
Operator ID:		ALS Bottle#:	22 Worklist Smp#: 23
Purge Vol:	5.000 mL	Dil. Factor:	1.0000
Method:	8260624W6	Limit Group:	VOA - 8260C DKQP Water and Solid
Column:	Rtx-624 (0.25 mm)	Detector	MS SCAN

48 Chloroform, CAS: 67-66-3

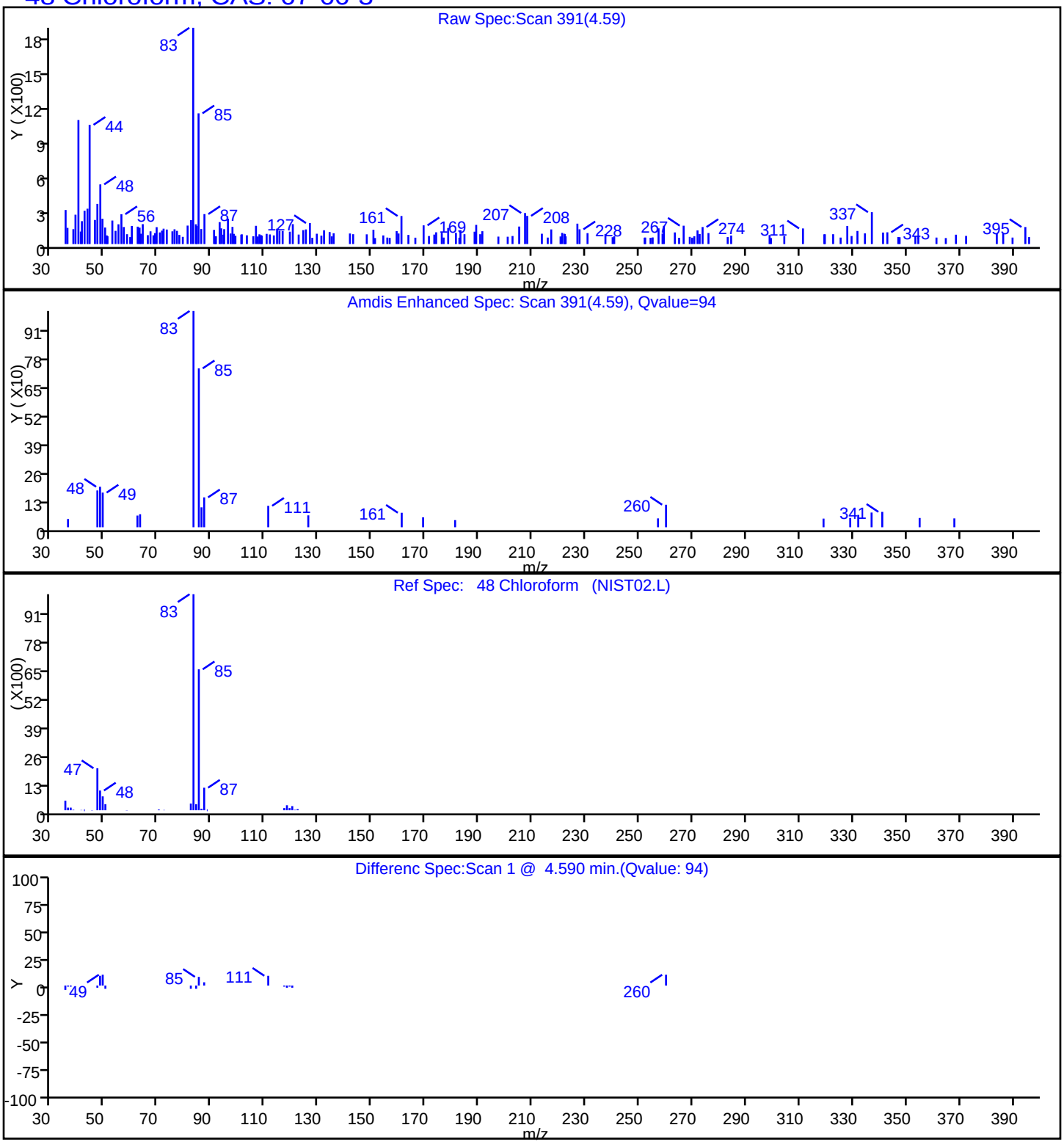

Report Date: 12-Mar-2018 17:48:50 Chrom Revision: 2.2 08-Feb-2018 13:38:42

TestAmerica Edison

Data File: \\ChromNA\Edison\ChromData\CVOAMS6\20180309-68556.b\F60605.D

Injection Date:	09-Mar-2018 18:42:30	Instrument ID:	CVOAMS6
Lims ID:	460-151079-A-30	Lab Sample ID:	460-151079-30
Client ID:	MW-546I		
Operator ID:		ALS Bottle#:	22 Worklist Smp#: 23
Purge Vol:	5.000 mL	Dil. Factor:	1.0000
Method:	8260624W6	Limit Group:	VOA - 8260C DKQP Water and Solid
Column:	Rtx-624 (0.25 mm)	Detector	MS SCAN

27 Methylene Chloride, CAS: 75-09-2

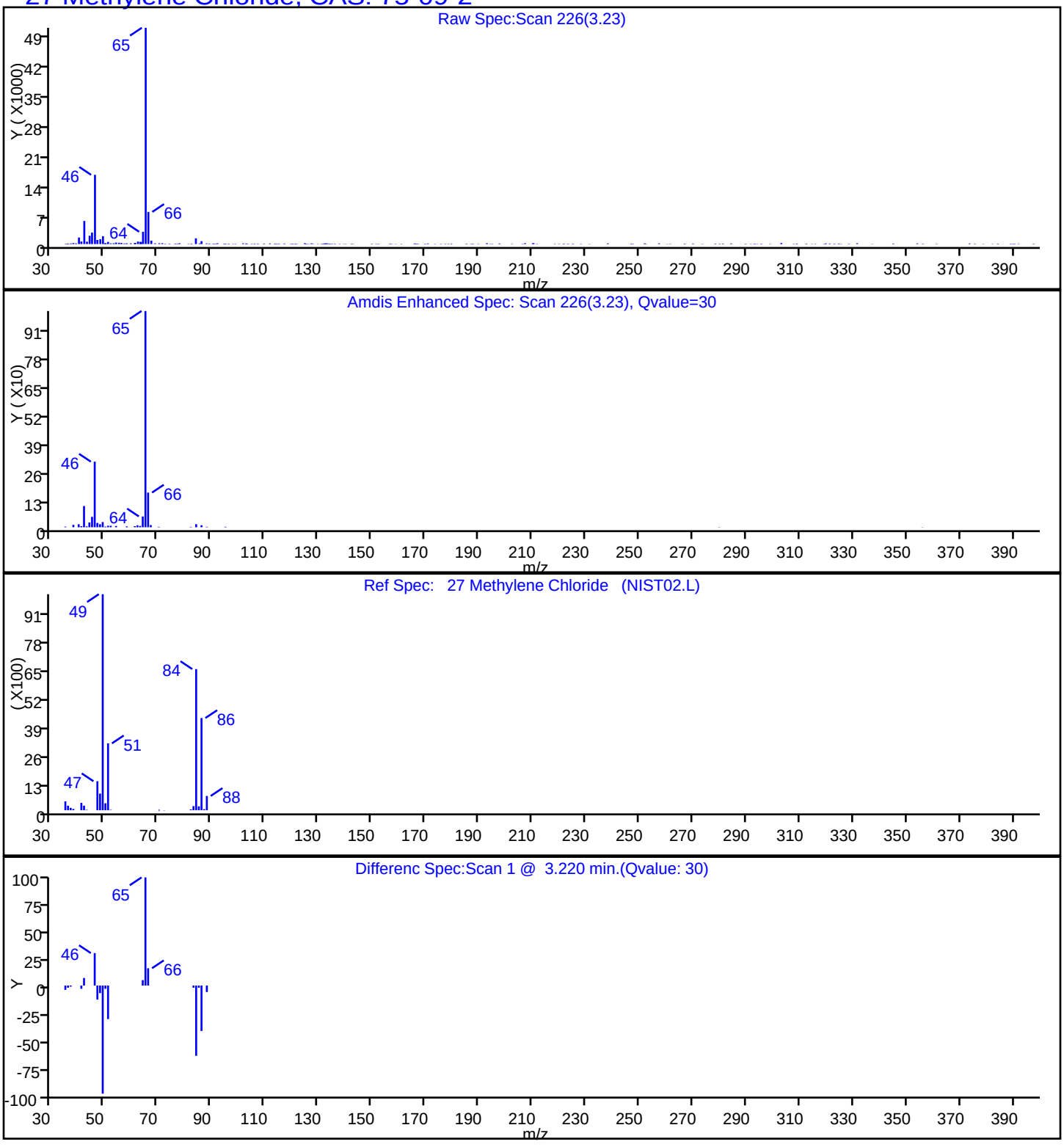

Report Date: 12-Mar-2018 17:48:50 Chrom Revision: 2.2 08-Feb-2018 13:38:42

TestAmerica Edison

Data File: \\ChromNA\Edison\ChromData\CVOAMS6\20180309-68556.b\F60605.D

Injection Date:	09-Mar-2018 18:42:30	Instrument ID:	CVOAMS6
Lims ID:	460-151079-A-30	Lab Sample ID:	460-151079-30
Client ID:	MW-546I		
Operator ID:		ALS Bottle#:	22 Worklist Smp#: 23
Purge Vol:	5.000 mL	Dil. Factor:	1.0000
Method:	8260624W6	Limit Group:	VOA - 8260C DKQP Water and Solid
Column:	Rtx-624 (0.25 mm)	Detector	MS SCAN

63 Trichloroethene, CAS: 79-01-6

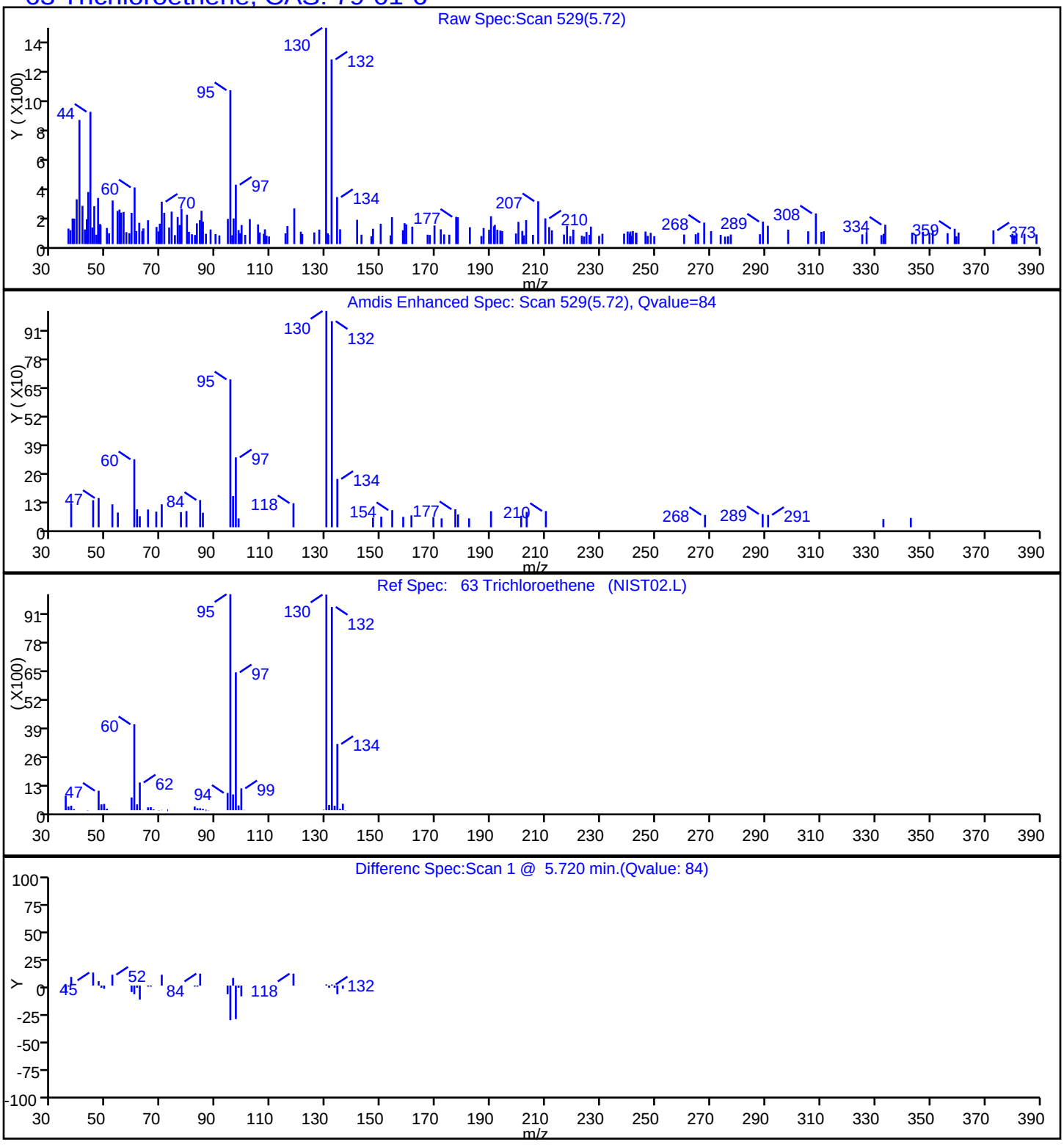

User Disabled Compound Report

TestAmerica Edison

Data File:	\\ChromNA\Edison\ChromData\CVOAMS6\20180309-68556.b\F60605.D		
Injection Date:	09-Mar-2018 18:42:30	Instrument ID:	CVOAMS6
Lims ID:	460-151079-A-30	Lab Sample ID:	460-151079-30
Client ID:	MW-546I		
Operator ID:		ALS Bottle#:	22 Worklist Smp#: 23
Purge Vol:	5.000 mL	Dil. Factor:	1.0000
Method:	8260624W6	Limit Group:	VOA - 8260C DKQP Water and Solid
Column:	Rtx-624 (0.25 mm)	Detector	MS SCAN

82 1,1,2-Trichloroethane, CAS: 79-00-5

Processing Results

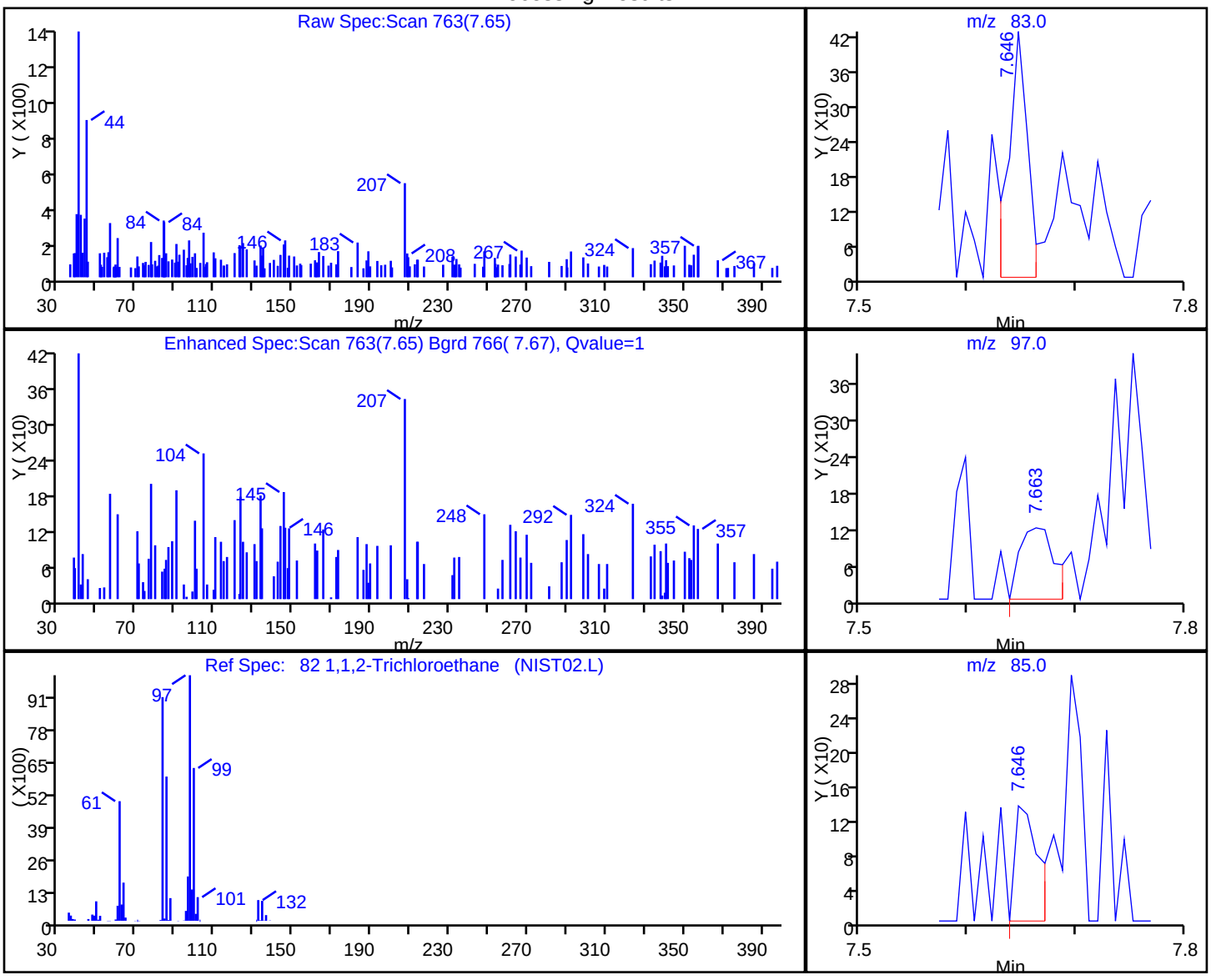

RT	Mass	Response	Amount
7.65	83.00	527	0.200519
7.66	97.00	265	
7.65	85.00	199	

Reviewer: delpolitov, 12-Mar-2018 17:48:47

Audit Action: Marked Compound Undetected Audit Reason: Invalid Compound ID

User Disabled Compound Report

TestAmerica Edison

Data File:	\\ChromNA\Edison\ChromData\CVOAMS6\20180309-68556.b\F60605.D		
Injection Date:	09-Mar-2018 18:42:30	Instrument ID:	CVOAMS6
Lims ID:	460-151079-A-30	Lab Sample ID:	460-151079-30
Client ID:	MW-546I		
Operator ID:		ALS Bottle#:	22 Worklist Smp#: 23
Purge Vol:	5.000 mL	Dil. Factor:	1.0000
Method:	8260624W6	Limit Group:	VOA - 8260C DKQP Water and Solid
Column:	Rtx-624 (0.25 mm)	Detector	MS SCAN

124 1,2-Dibromo-3-Chloropropane, CAS: 96-12-8

Processing Results

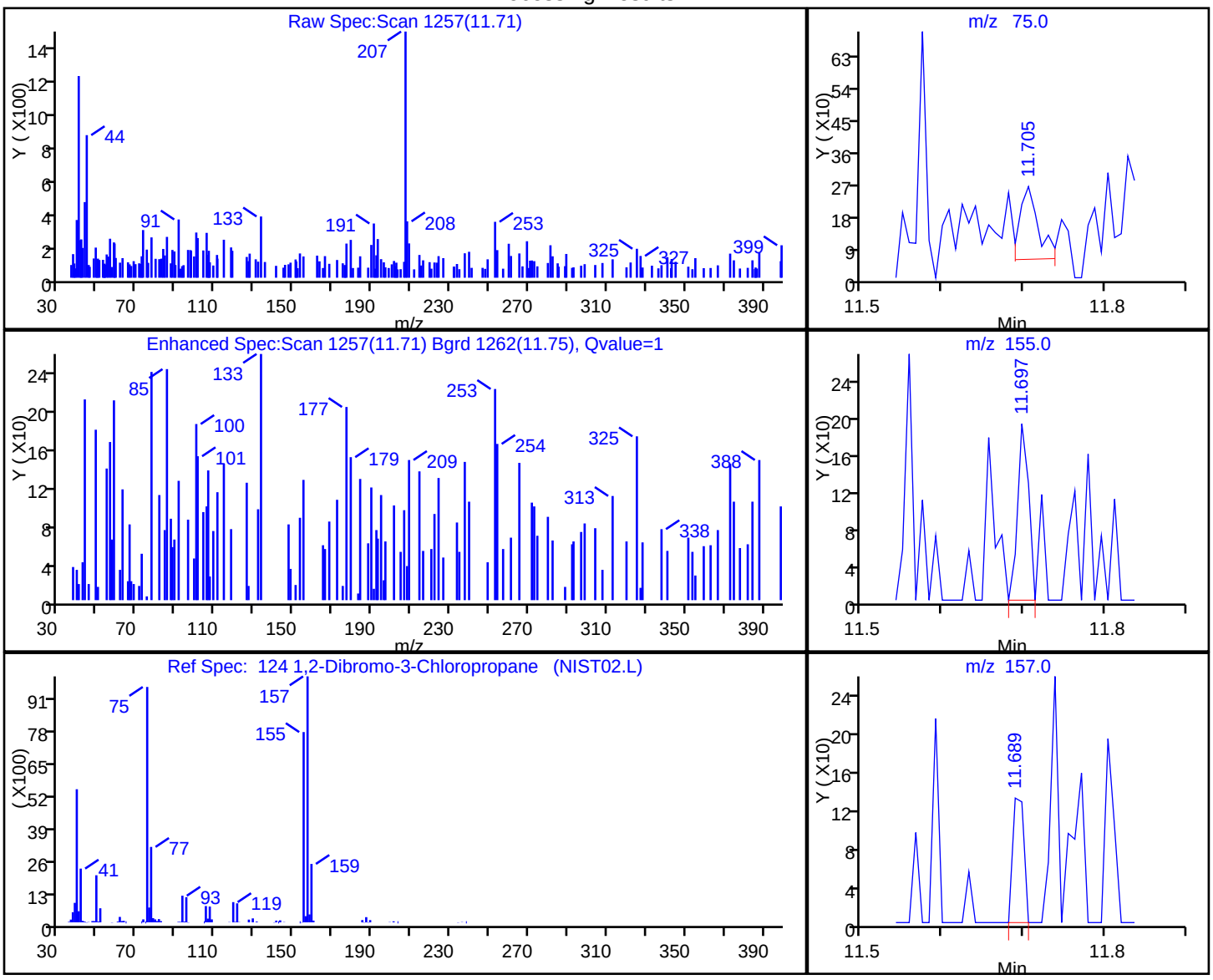

RT	Mass	Response	Amount
11.71	75.00	329	0.336416
11.70	155.00	182	
11.69	157.00	126	

Reviewer: delpolitov, 12-Mar-2018 17:48:47

Audit Action: Marked Compound Undetected Audit Reason: Invalid Compound ID

User Disabled Compound Report

TestAmerica Edison

Data File:	\\ChromNA\Edison\ChromData\CVOAMS6\20180309-68556.b\F60605.D		
Injection Date:	09-Mar-2018 18:42:30	Instrument ID:	CVOAMS6
Lims ID:	460-151079-A-30	Lab Sample ID:	460-151079-30
Client ID:	MW-546I		
Operator ID:		ALS Bottle#:	22 Worklist Smp#: 23
Purge Vol:	5.000 mL	Dil. Factor:	1.0000
Method:	8260624W6	Limit Group:	VOA - 8260C DKQP Water and Solid
Column:	Rtx-624 (0.25 mm)	Detector	MS SCAN

59 1,2-Dichloroethane, CAS: 107-06-2

Processing Results

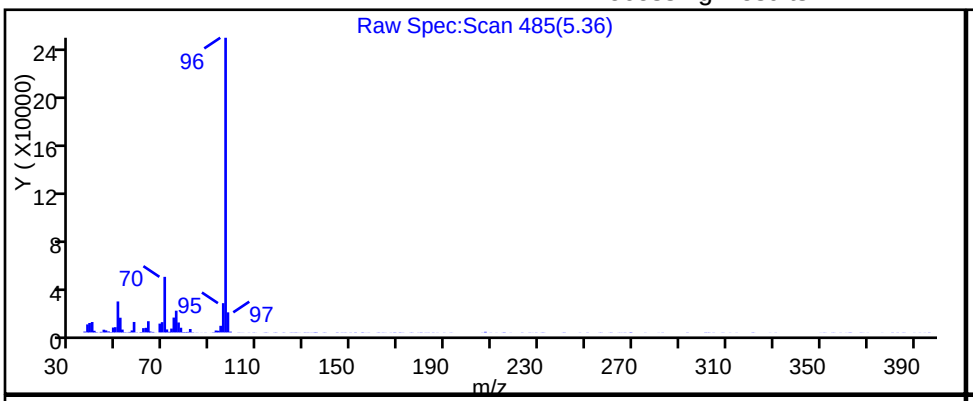

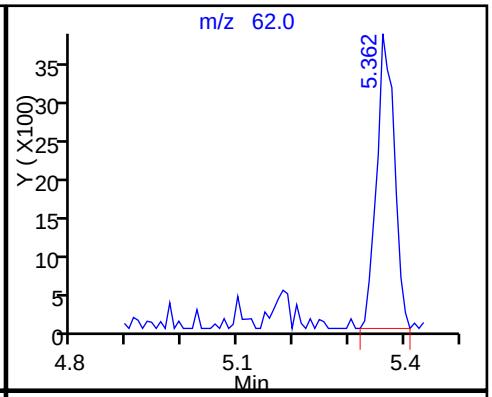

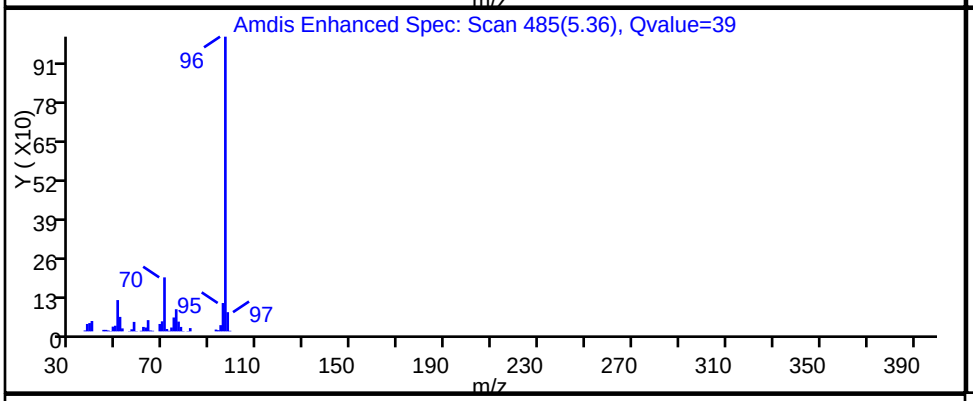

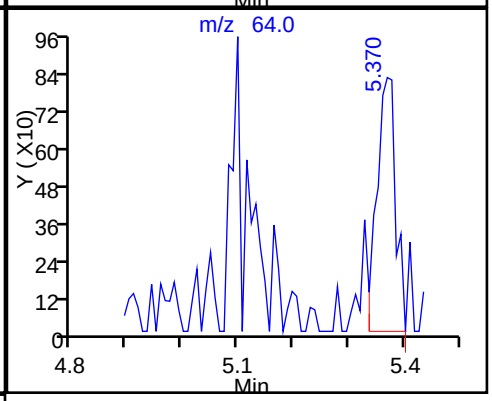

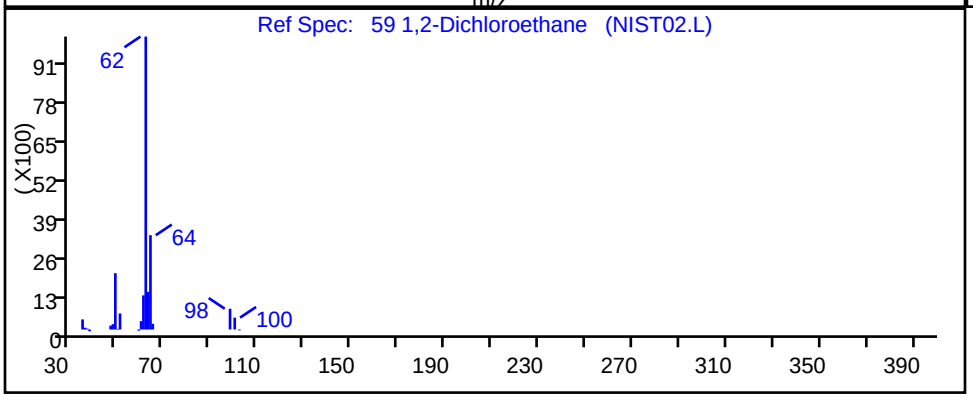

RT	Mass	Response	Amount
5.36	62.00	8627	1.812487
5.37	64.00	1947	

Reviewer: delpolitov, 12-Mar-2018 17:48:47

Audit Action: Marked Compound Undetected Audit Reason: Invalid Compound ID

User Disabled Compound Report

TestAmerica Edison

Data File:	\\ChromNA\Edison\ChromData\CVOAMS6\20180309-68556.b\F60605.D		
Injection Date:	09-Mar-2018 18:42:30	Instrument ID:	CVOAMS6
Lims ID:	460-151079-A-30	Lab Sample ID:	460-151079-30
Client ID:	MW-546I		
Operator ID:		ALS Bottle#:	22 Worklist Smp#: 23
Purge Vol:	5.000 mL	Dil. Factor:	1.0000
Method:	8260624W6	Limit Group:	VOA - 8260C DKQP Water and Solid
Column:	Rtx-624 (0.25 mm)	Detector	MS SCAN

66 1,2-Dichloropropane, CAS: 78-87-5

Processing Results

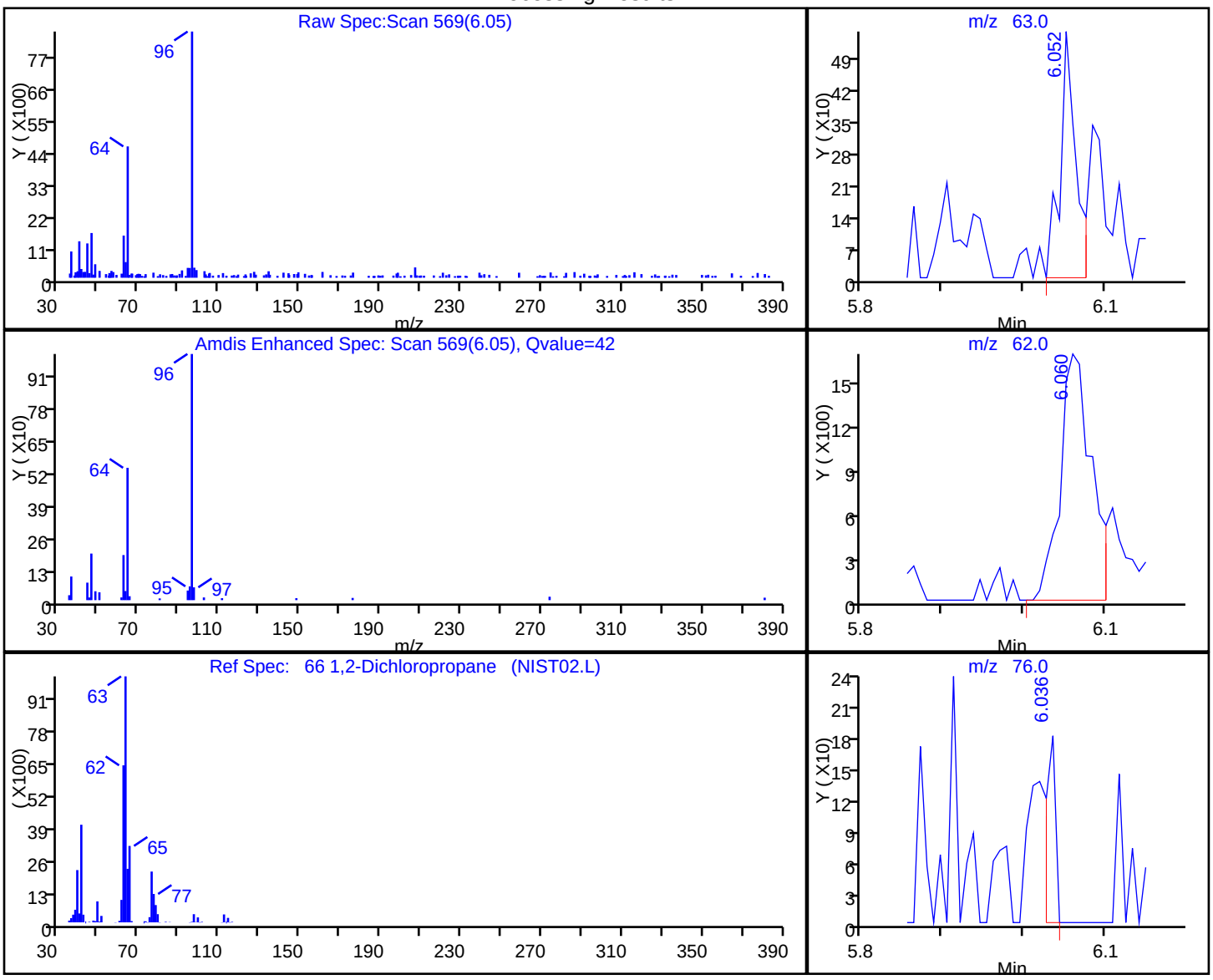

RT	Mass	Response	Amount
6.05	63.00	736	0.225101
6.06	62.00	4435	
6.04	76.00	144	
6.04	112.00	98	

Reviewer: delpolitov, 12-Mar-2018 17:48:47

Audit Action: Marked Compound Undetected Audit Reason: Invalid Compound ID

User Disabled Compound Report

TestAmerica Edison

Data File:	\\ChromNA\Edison\ChromData\CVOAMS6\20180309-68556.b\F60605.D		
Injection Date:	09-Mar-2018 18:42:30	Instrument ID:	CVOAMS6
Lims ID:	460-151079-A-30	Lab Sample ID:	460-151079-30
Client ID:	MW-546I		
Operator ID:		ALS Bottle#:	22 Worklist Smp#: 23
Purge Vol:	5.000 mL	Dil. Factor:	1.0000
Method:	8260624W6	Limit Group:	VOA - 8260C DKQP Water and Solid
Column:	Rtx-624 (0.25 mm)	Detector	MS SCAN

41 2-Butanone (MEK), CAS: 78-93-3

Processing Results

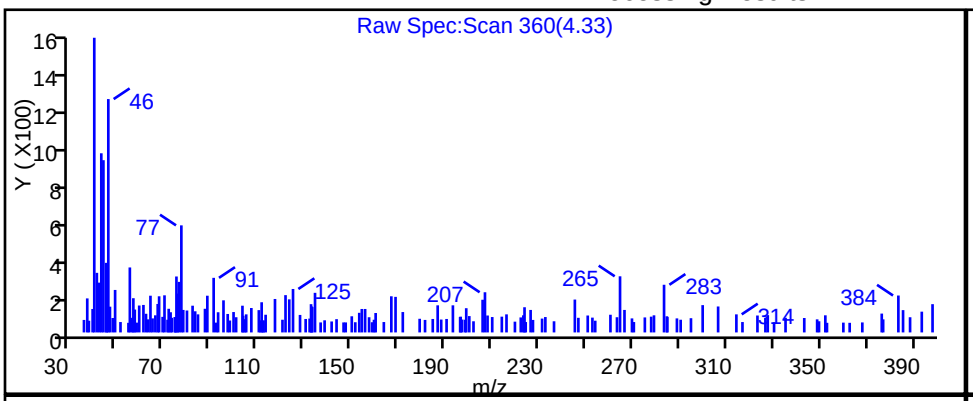

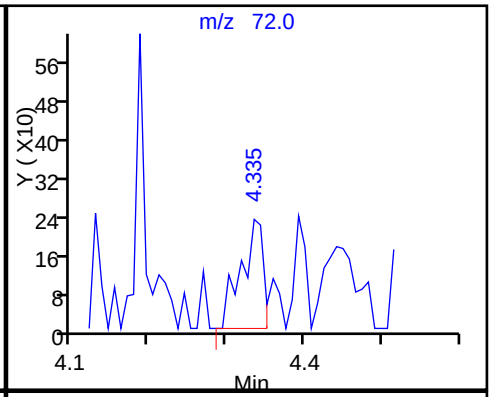

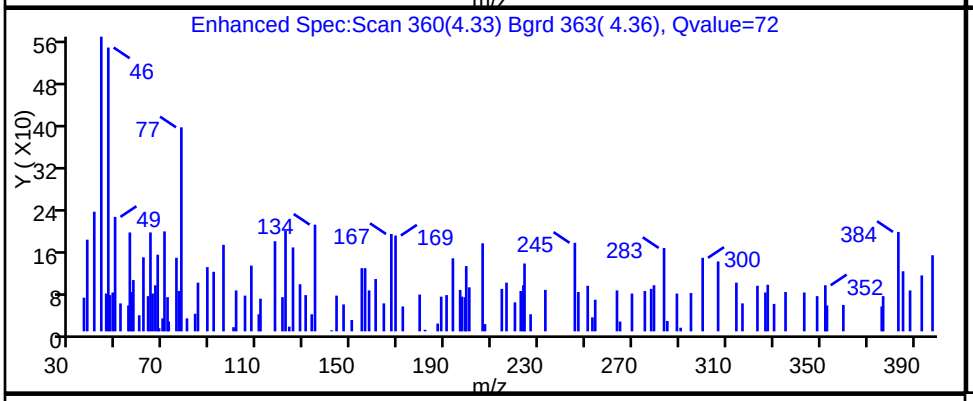

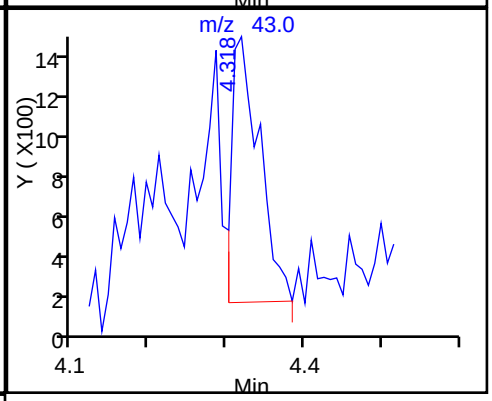

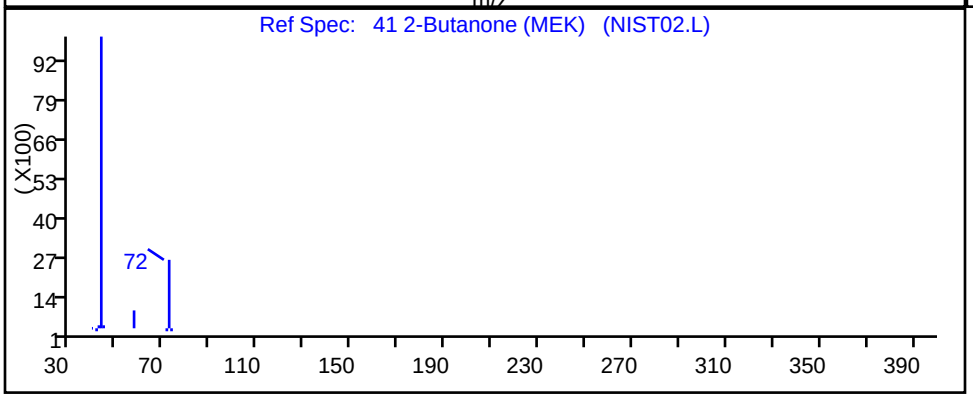

RT	Mass	Response	Amount
4.33	72.00	456	3.140424
4.32	43.00	3325	

Reviewer: delpolitov, 12-Mar-2018 17:48:47

Audit Action: Marked Compound Undetected Audit Reason: Invalid Compound ID

User Disabled Compound Report

TestAmerica Edison

Data File:	\\ChromNA\Edison\ChromData\CVOAMS6\20180309-68556.b\F60605.D		
Injection Date:	09-Mar-2018 18:42:30	Instrument ID:	CVOAMS6
Lims ID:	460-151079-A-30	Lab Sample ID:	460-151079-30
Client ID:	MW-546I		
Operator ID:		ALS Bottle#:	22 Worklist Smp#: 23
Purge Vol:	5.000 mL	Dil. Factor:	1.0000
Method:	8260624W6	Limit Group:	VOA - 8260C DKQP Water and Solid
Column:	Rtx-624 (0.25 mm)	Detector	MS SCAN

77 4-Methyl-2-pentanone (MIBK), CAS: 108-10-1

Processing Results

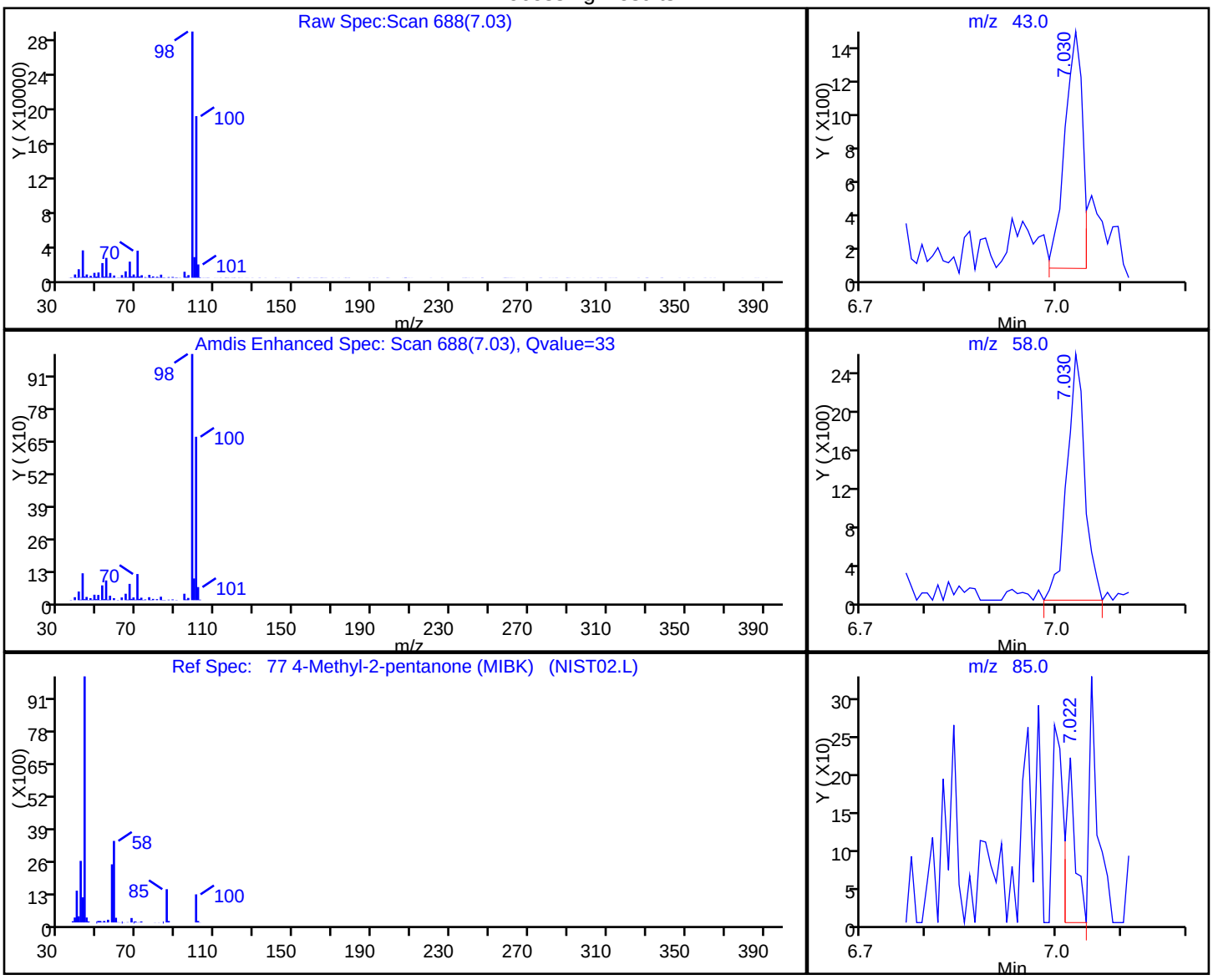

RT	Mass	Response	Amount
7.03	43.00	2552	0.946054
7.03	58.00	4906	
7.02	85.00	222	
7.03	100.00	366242	

Reviewer: delpolitov, 12-Mar-2018 17:48:47

Audit Action: Marked Compound Undetected Audit Reason: Invalid Compound ID

User Disabled Compound Report

TestAmerica Edison

Data File:	\\ChromNA\Edison\ChromData\CVOAMS6\20180309-68556.b\F60605.D		
Injection Date:	09-Mar-2018 18:42:30	Instrument ID:	CVOAMS6
Lims ID:	460-151079-A-30	Lab Sample ID:	460-151079-30
Client ID:	MW-546I		
Operator ID:		ALS Bottle#:	22 Worklist Smp#: 23
Purge Vol:	5.000 mL	Dil. Factor:	1.0000
Method:	8260624W6	Limit Group:	VOA - 8260C DKQP Water and Solid
Column:	Rtx-624 (0.25 mm)	Detector	MS SCAN

6 Bromomethane, CAS: 74-83-9

Processing Results

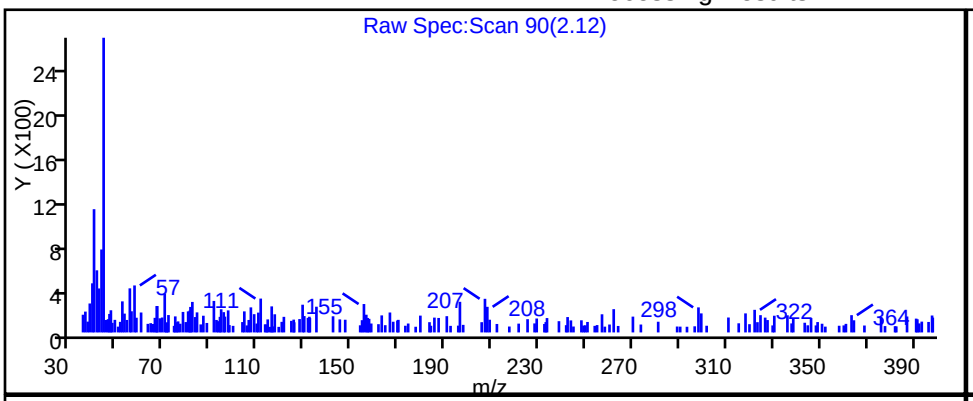

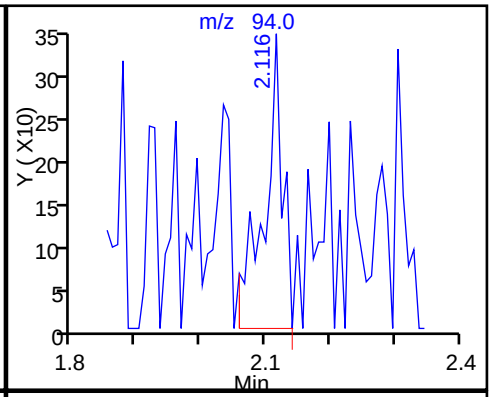

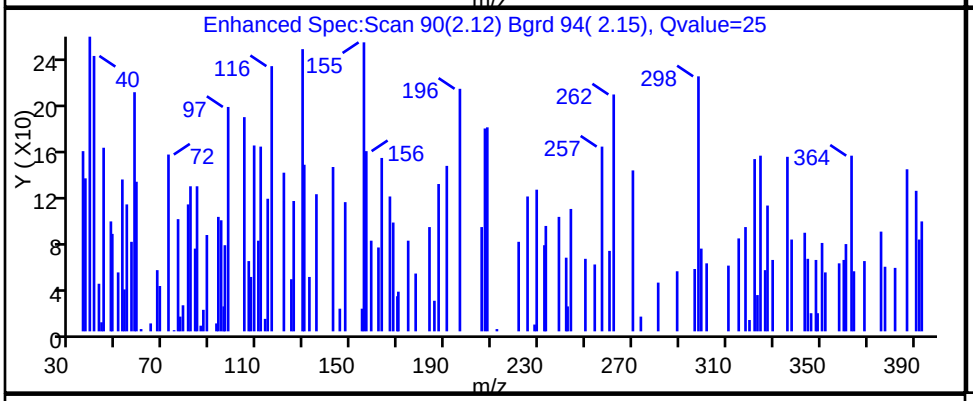

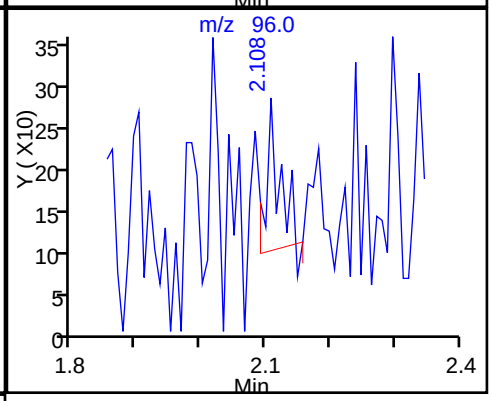

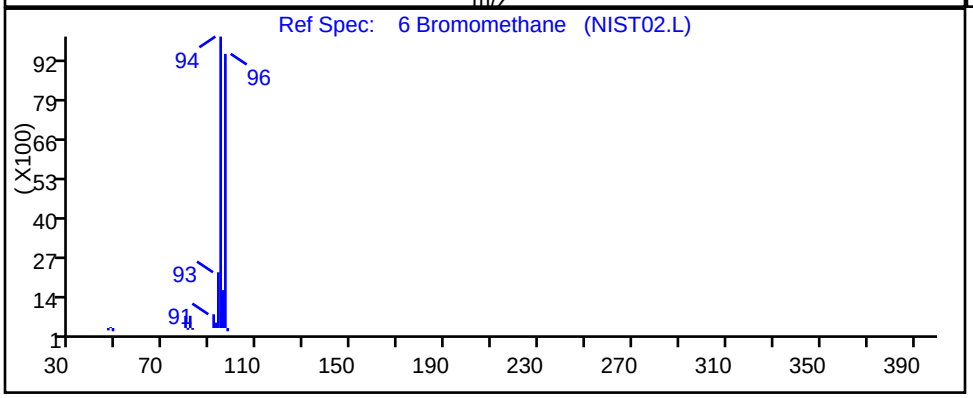

RT	Mass	Response	Amount
2.12	94.00	692	0.255205
2.11	96.00	240	

Reviewer: delpolitov, 12-Mar-2018 17:48:47

Audit Action: Marked Compound Undetected Audit Reason: Invalid Compound ID

User Disabled Compound Report

TestAmerica Edison

Data File:	\\ChromNA\Edison\ChromData\CVOAMS6\20180309-68556.b\F60605.D		
Injection Date:	09-Mar-2018 18:42:30	Instrument ID:	CVOAMS6
Lims ID:	460-151079-A-30	Lab Sample ID:	460-151079-30
Client ID:	MW-546I		
Operator ID:		ALS Bottle#:	22 Worklist Smp#: 23
Purge Vol:	5.000 mL	Dil. Factor:	1.0000
Method:	8260624W6	Limit Group:	VOA - 8260C DKQP Water and Solid
Column:	Rtx-624 (0.25 mm)	Detector	MS SCAN

24 Methyl acetate, CAS: 79-20-9

Processing Results

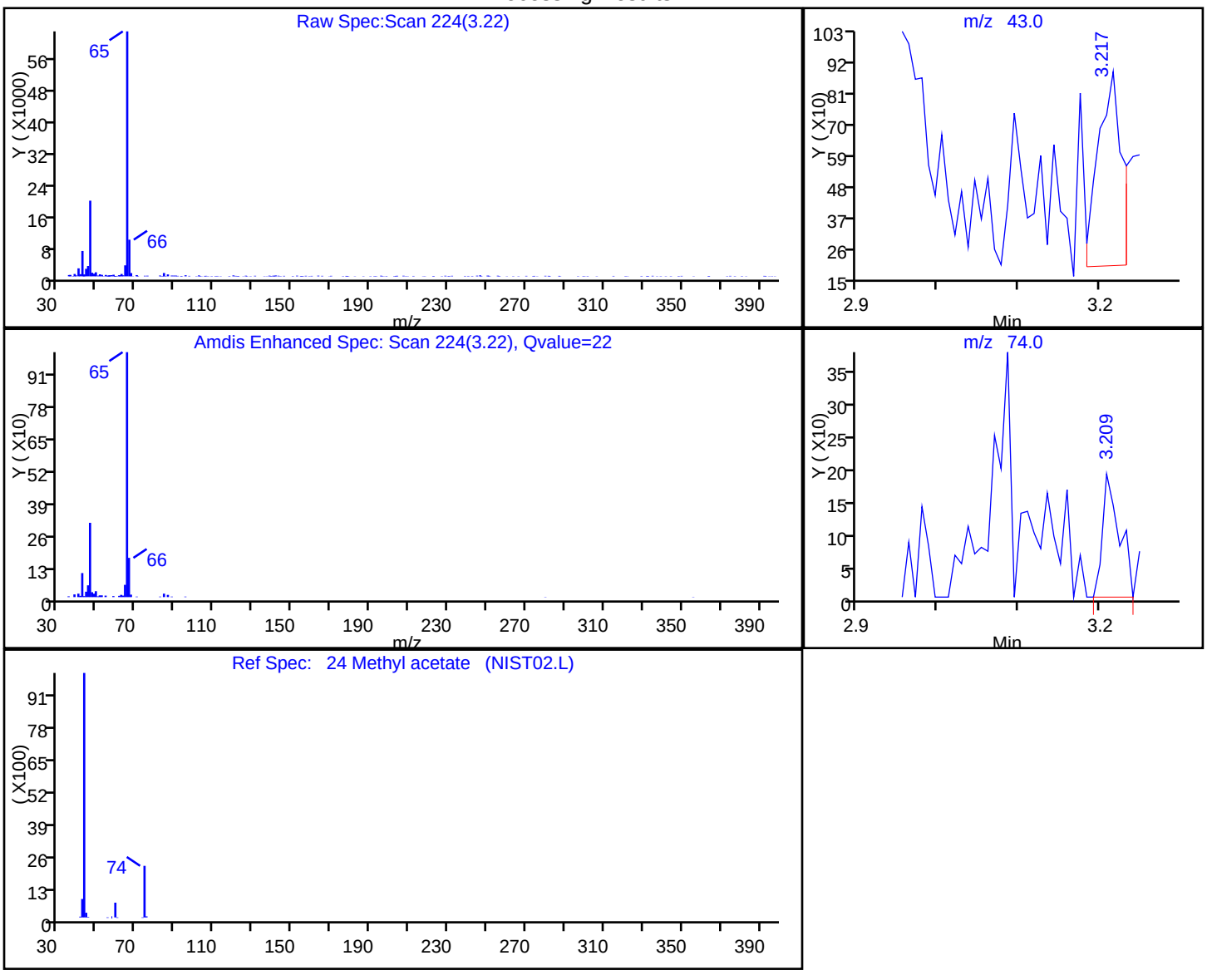

RT	Mass	Response	Amount
3.22	43.00	1406	0.600362
3.21	74.00	275	

Reviewer: delpolitov, 12-Mar-2018 17:48:47

Audit Action: Marked Compound Undetected Audit Reason: Invalid Compound ID

User Disabled Compound Report

TestAmerica Edison

Data File:	\\ChromNA\Edison\ChromData\CVOAMS6\20180309-68556.b\F60605.D		
Injection Date:	09-Mar-2018 18:42:30	Instrument ID:	CVOAMS6
Lims ID:	460-151079-A-30	Lab Sample ID:	460-151079-30
Client ID:	MW-546I		
Operator ID:		ALS Bottle#:	22 Worklist Smp#: 23
Purge Vol:	5.000 mL	Dil. Factor:	1.0000
Method:	8260624W6	Limit Group:	VOA - 8260C DKQP Water and Solid
Column:	Rtx-624 (0.25 mm)	Detector	MS SCAN

4 Vinyl chloride, CAS: 75-01-4

Processing Results

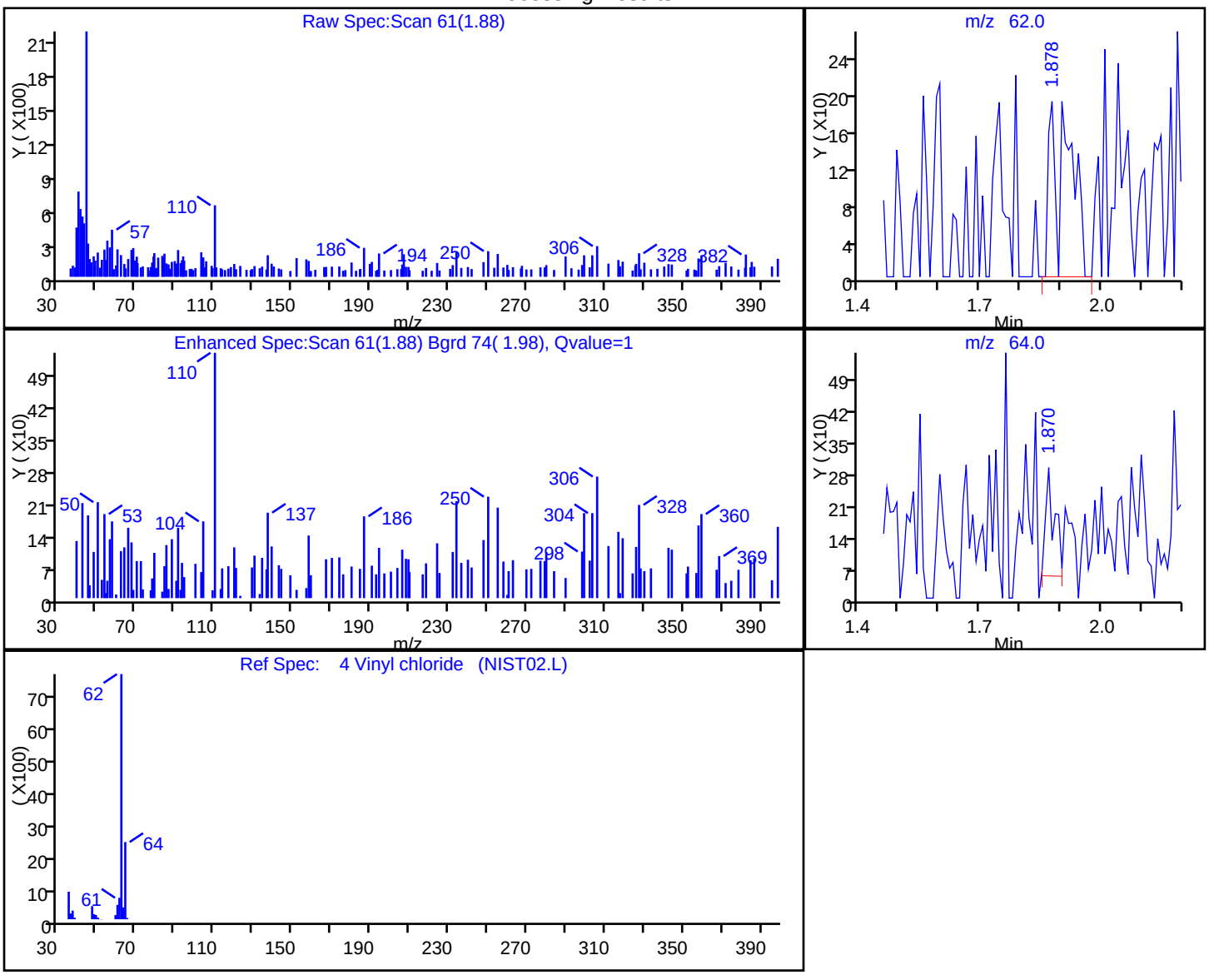

RT	Mass	Response	Amount
1.88	62.00	660	0.154516
1.87	64.00	376	

Reviewer: delpolitov, 12-Mar-2018 17:48:47

Audit Action: Marked Compound Undetected Audit Reason: Invalid Compound ID

FORM I
GC/MS VOA ORGANICS ANALYSIS DATA SHEET

Lab Name: TestAmerica Edison | Job No.: 460-151079-1

SDG No.:

Client Sample ID: MW-546D | Lab Sample ID: 460-151079-31

Matrix: Water | Lab File ID: F60606.D

Analysis Method: 8260C | Date Collected: 02/27/2018 09:55

Sample wt/vol: 5(mL) | Date Analyzed: 03/09/2018 19:05

Soil Aliquot Vol: | Dilution Factor: 1

Soil Extract Vol.: | GC Column: Rtx-624 ID: 0.25(mm)

% Moisture: | Level: (low/med) Low

Analysis Batch No.: 502418 | Units: ug/L

CAS NO.	COMPOUND NAME	RESULT	Q	RL	MDL
71-55-6	1,1,1-Trichloroethane	0.28	U	1.0	0.28
79-34-5	1,1,2,2-Tetrachloroethane	0.19	U	1.0	0.19
79-00-5	1,1,2-Trichloroethane	0.080	U	1.0	0.080
75-34-3	1,1-Dichloroethane	0.24	U	1.0	0.24
75-35-4	1,1-Dichloroethene	0.34	U	1.0	0.34
87-61-6	1,2,3-Trichlorobenzene	0.35	U	1.0	0.35
120-82-1	1,2,4-Trichlorobenzene	0.27	U	1.0	0.27
96-12-8	1,2-Dibromo-3-Chloropropane	0.23	U	1.0	0.23
106-93-4	1,2-Dibromoethane	0.19	U	1.0	0.19
95-50-1	1,2-Dichlorobenzene	0.22	U	1.0	0.22
107-06-2	1,2-Dichloroethane	0.25	U	1.0	0.25
78-87-5	1,2-Dichloropropane	0.18	U	1.0	0.18
541-73-1	1,3-Dichlorobenzene	0.33	U	1.0	0.33
106-46-7	1,4-Dichlorobenzene	0.33	U	1.0	0.33
123-91-1	1,4-Dioxane	8.7	U	50	8.7
78-93-3	2-Butanone	2.2	U	5.0	2.2
591-78-6	2-Hexanone	0.72	U	5.0	0.72
108-10-1	4-Methyl-2-pentanone	0.63	U	5.0	0.63
67-64-1	Acetone	1.1	U	5.0	1.1
71-43-2	Benzene	0.090	U	1.0	0.090
74-97-5	Bromochloromethane	0.30	U	1.0	0.30
75-27-4	Bromodichloromethane	0.15	U	1.0	0.15
75-25-2	Bromoform	0.18	U	1.0	0.18
74-83-9	Bromomethane	0.18	U	1.0	0.18
75-15-0	Carbon disulfide	0.22	U	1.0	0.22
56-23-5	Carbon tetrachloride	0.33	U	1.0	0.33
108-90-7	Chlorobenzene	0.24	U	1.0	0.24
75-00-3	Chloroethane	0.37	U	1.0	0.37
67-66-3	Chloroform	3.7		1.0	0.22
74-87-3	Chloromethane	0.22	U	1.0	0.22
156-59-2	cis-1,2-Dichloroethene	0.38	J	1.0	0.26
10061-01-5	cis-1,3-Dichloropropene	0.16	U	1.0	0.16
110-82-7	Cyclohexane	0.26	U	1.0	0.26
124-48-1	Dibromochloromethane	0.22	U	1.0	0.22
75-71-8	Dichlorodifluoromethane	0.14	U	1.0	0.14
100-41-4	Ethylbenzene	0.30	U	1.0	0.30

FORM I
GC/MS VOA ORGANICS ANALYSIS DATA SHEET

Lab Name: TestAmerica Edison | Job No.: 460-151079-1

SDG No.:

Client Sample ID: MW-546D | Lab Sample ID: 460-151079-31

Matrix: Water | Lab File ID: F60606.D

Analysis Method: 8260C | Date Collected: 02/27/2018 09:55

Sample wt/vol: 5(mL) | Date Analyzed: 03/09/2018 19:05

Soil Aliquot Vol: | Dilution Factor: 1

Soil Extract Vol.: | GC Column: Rtx-624 ID: 0.25(mm)

% Moisture: | Level: (low/med) Low

Analysis Batch No.: 502418 | Units: ug/L

CAS NO.	COMPOUND NAME	RESULT	Q	RL	MDL
76-13-1	Freon TF	0.34	U	1.0	0.34
98-82-8	Isopropylbenzene	0.32	U	1.0	0.32
179601-23-1	m&p-Xylene	0.28	U	1.0	0.28
79-20-9	Methyl acetate	0.58	U	5.0	0.58
108-87-2	Methylcyclohexane	0.22	U	1.0	0.22
75-09-2	Methylene Chloride	0.73	J	1.0	0.21
1634-04-4	MTBE	0.13	U	1.0	0.13
95-47-6	o-Xylene	0.32	U	1.0	0.32
100-42-5	Styrene	0.17	U	1.0	0.17
127-18-4	Tetrachloroethene	0.12	U	1.0	0.12
108-88-3	Toluene	0.25	U	1.0	0.25
156-60-5	trans-1,2-Dichloroethene	0.18	U	1.0	0.18
10061-02-6	trans-1,3-Dichloropropene	0.19	U	1.0	0.19
79-01-6	Trichloroethene	3.0		1.0	0.22
75-69-4	Trichlorofluoromethane	0.15	U	1.0	0.15
75-01-4	Vinyl chloride	0.060	U	1.0	0.060

CAS NO.	SURROGATE	%REC	Q	LIMITS
17060-07-0	1,2-Dichloroethane-d4 (Surr)	103		70-130
460-00-4	Bromofluorobenzene	102		70-130
1868-53-7	Dibromofluoromethane (Surr)	105		70-130
2037-26-5	Toluene-d8 (Surr)	100		70-130

FORM I
GC/MS VOA ORGANICS ANALYSIS DATA SHEET
TENTATIVELY IDENTIFIED COMPOUNDS

Lab Name: TestAmerica Edison Job No.: 460-151079-1

SDG No.:

Client Sample ID: MW-546D Lab Sample ID: 460-151079-31

Matrix: Water Lab File ID: F60606.D

Analysis Method: 8260C Date Collected: 02/27/2018 09:55

Sample wt/vol: 5(mL) Date Analyzed: 03/09/2018 19:05

Soil Aliquot Vol: Dilution Factor: 1

Soil Extract Vol.: GC Column: Rtx-624 ID: 0.25(mm)

% Moisture: Level: (low/med) Low

Analysis Batch No.: 502418 Units: ug/L

Number TICs Found: 0 TIC Result Total: 0

CAS NO.	COMPOUND NAME	RT	RESULT	Q	MATCH QUALITY
	Tentatively Identified Compound		None		

FORM I-TIC 8260C

TestAmerica Edison
Target Compound Quantitation Report

Data File: \\ChromNA\Edison\ChromData\CVOAMS6\20180309-68556.b\F60606.D
Lims ID: 460-151079-A-31
Client ID: MW-546D
Sample Type: Client
Inject. Date: 09-Mar-2018 19:05:30 ALS Bottle#: 23 Worklist Smp#: 24
Purge Vol: 5.000 mL Dil. Factor: 1.0000
Sample Info: 460-151079-A-31
Misc. Info.: 460-0068556-024
Operator ID: Instrument ID: CVOAMS6

Method: \\ChromNA\Edison\ChromData\CVOAMS6\20180309-68556.b\8260624W6.m
Limit Group: VOA - 8260C DKQP Water and Solid
Last Update: 12-Mar-2018 17:49:27 Calib Date: 09-Mar-2018 04:49:30
Integrator: RTE ID Type: Deconvolution ID
Quant Method: Internal Standard Quant By: Initial Calibration
Last ICal File: \\ChromNA\Edison\ChromData\CVOAMS6\20180309-68530.b\F60575.D

Column 1 : Rtx-624 (0.25 mm) Det: MS SCAN
Process Host: XAWRK008

First Level Reviewer: delpolitov Date: 12-Mar-2018 17:49:27

Compound	Sig	RT (min.)	Exp RT (min.)	Dlt RT (min.)	Q	Response	OnCol Amt ug/l	Flags
* 26 TBA-d9 (IS)	65	3.217	3.209	0.008	0	259626	1000.0	
27 Methylene Chloride	84	3.234	3.217	0.017	31	2878	0.7318	
* 38 2-Butanone-d5	46	4.277	4.261	0.016	0	255148	250.0	
40 cis-1,2-Dichloroethene	96	4.327	4.310	0.017	36	1494	0.3806	
48 Chloroform	83	4.598	4.581	0.017	98	22733	3.72	
$ 51 Dibromofluoromethane (Surr	113	4.754	4.738	0.016	97	159650	52.4	
$ 56 1,2-Dichloroethane-d4 (Sur	65	5.099	5.091	0.008	0	166247	51.3	
* 61 Fluorobenzene	96	5.370	5.362	0.008	99	525930	50.0	
63 Trichloroethene	95	5.724	5.707	0.017	96	10695	3.02	
* 67 1,4-Dioxane-d8	96	6.069	6.052	0.017	0	26396	1000.0	
$ 78 Toluene-d8 (Surr)	98	7.030	7.022	0.008	99	527820	49.8	
* 89 Chlorobenzene-d5	117	8.821	8.813	0.008	85	437142	50.0	
$ 100 4-Bromofluorobenzene	174	10.070	10.070	0.000	96	214847	51.0	
* 116 1,4-Dichlorobenzene-d4	152	10.941	10.941	0.000	94	299028	50.0	

Reagents:

VOA6IS/SURR_00009 Amount Added: 5.00 Units: uL Run Reagent

Report Date: 12-Mar-2018 17:49:30 Chrom Revision: 2.2 08-Feb-2018 13:38:42

TestAmerica Edison

Data File: \\ChromNA\Edison\ChromData\CVOAMS6\20180309-68556.b\F60606.D

Injection Date:	09-Mar-2018 19:05:30	Instrument ID:	CVOAMS6	Operator ID:	
Lims ID:	460-151079-A-31	Lab Sample ID:	460-151079-31	Worklist Smp#:	24
Client ID:	MW-546D				
Purge Vol:	5.000 mL	Dil. Factor:	1.0000	ALS Bottle#:	23
Method:	8260624W6	Limit Group:	VOA - 8260C DKQP Water and Solid		

Column: Rtx-624 (0.25 mm)

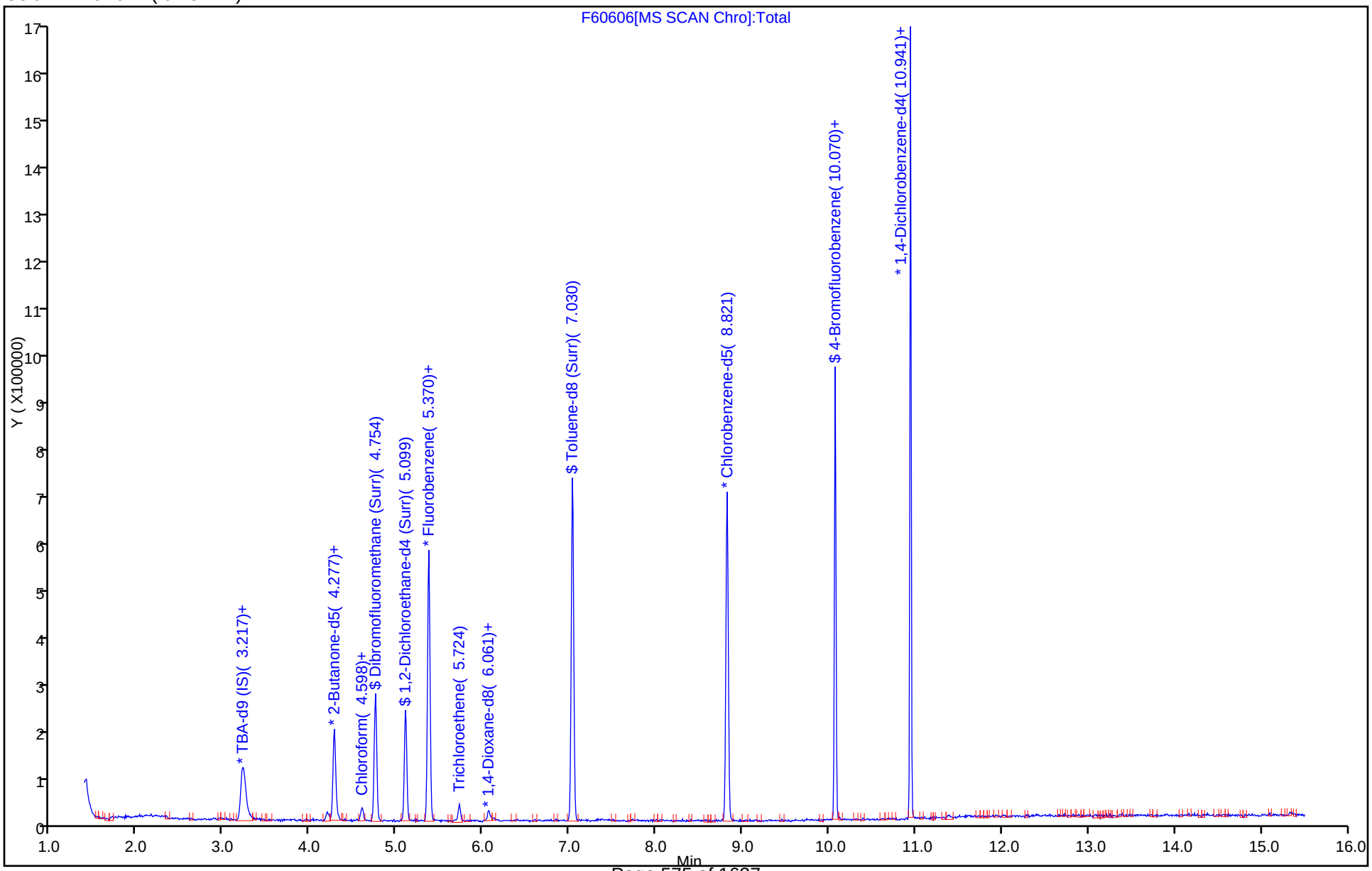

Report Date: 12-Mar-2018 17:49:30 Chrom Revision: 2.2 08-Feb-2018 13:38:42

TestAmerica Edison

Data File: \\ChromNA\Edison\ChromData\CVOAMS6\20180309-68556.b\F60606.D

Injection Date:	09-Mar-2018 19:05:30	Instrument ID:	CVOAMS6
Lims ID:	460-151079-A-31	Lab Sample ID:	460-151079-31
Client ID:	MW-546D		
Operator ID:		ALS Bottle#:	23 Worklist Smp#: 24
Purge Vol:	5.000 mL	Dil. Factor:	1.0000
Method:	8260624W6	Limit Group:	VOA - 8260C DKQP Water and Solid
Column:	Rtx-624 (0.25 mm)	Detector	MS SCAN

48 Chloroform, CAS: 67-66-3

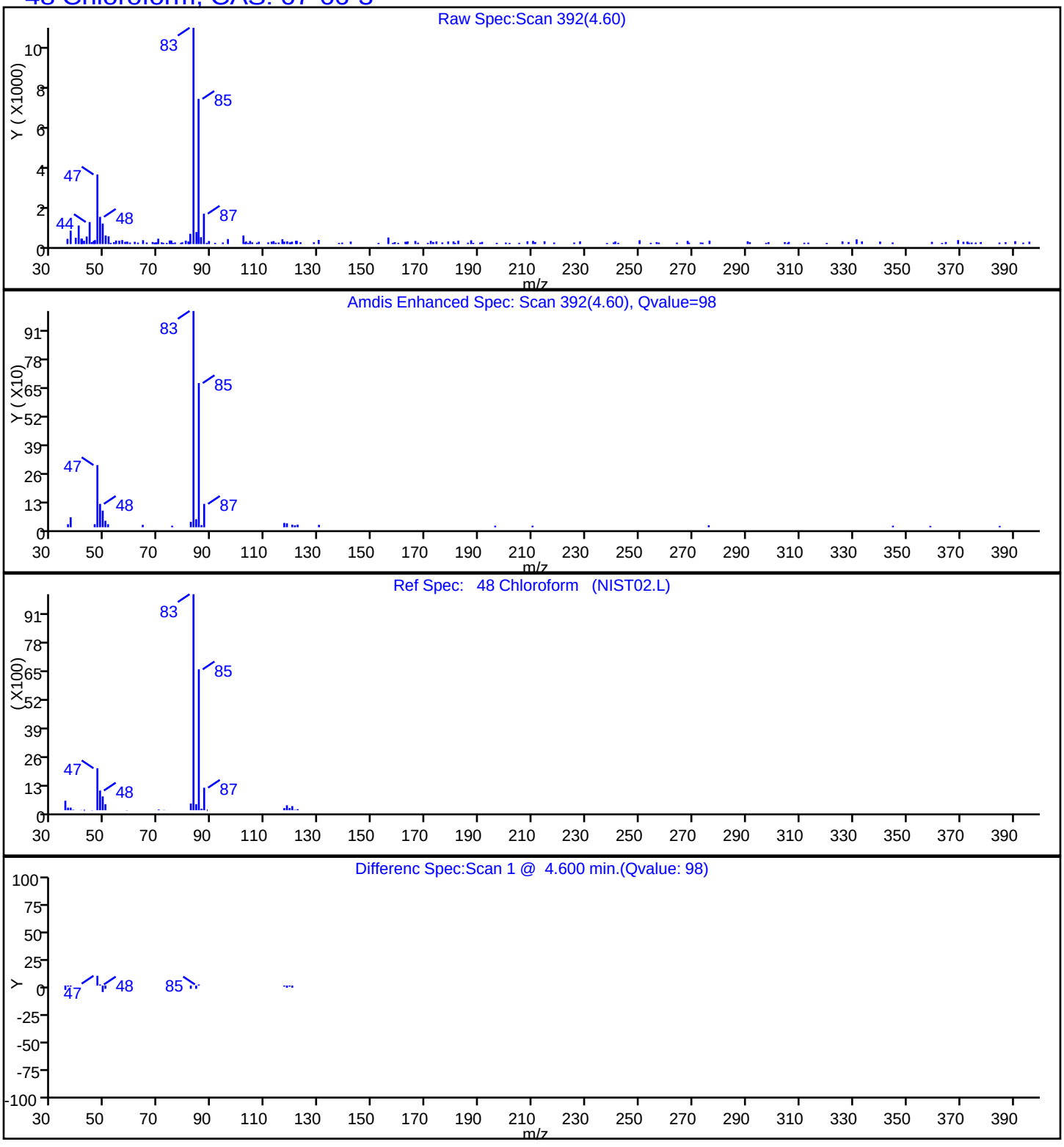

Report Date: 12-Mar-2018 17:49:30 Chrom Revision: 2.2 08-Feb-2018 13:38:42

TestAmerica Edison

Data File:	\\ChromNA\Edison\ChromData\CVOAMS6\20180309-68556.b\F60606.D				
Injection Date:	09-Mar-2018 19:05:30	Instrument ID:	CVOAMS6		
Lims ID:	460-151079-A-31	Lab Sample ID:	460-151079-31		
Client ID:	MW-546D				
Operator ID:		ALS Bottle#:	23	Worklist Smp#:	24
Purge Vol:	5.000 mL	Dil. Factor:	1.0000		
Method:	8260624W6	Limit Group:	VOA - 8260C DKQP Water and Solid		
Column:	Rtx-624 (0.25 mm)	Detector	MS SCAN		

40 cis-1,2-Dichloroethene, CAS: 156-59-2

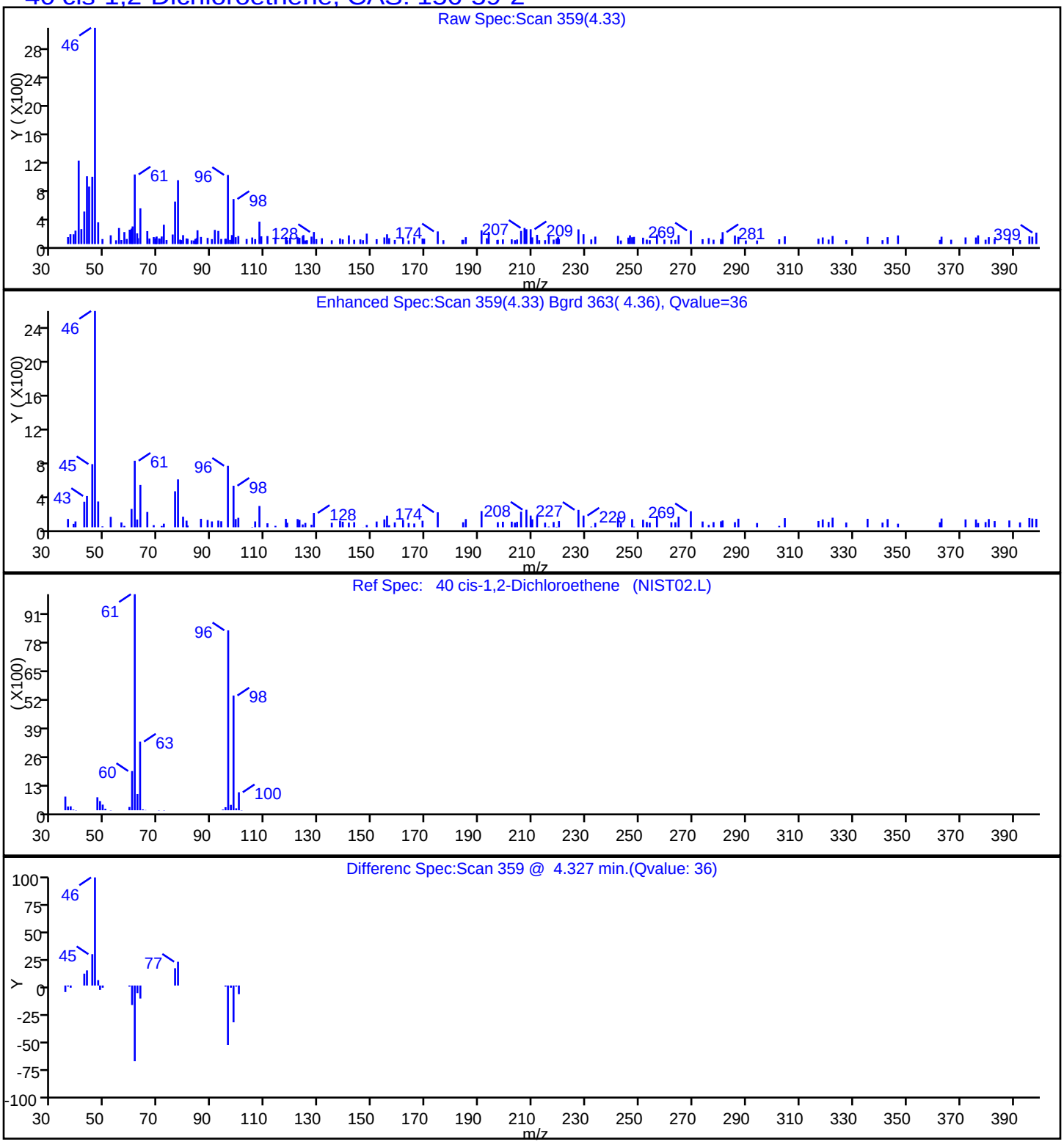

Report Date: 12-Mar-2018 17:49:30 Chrom Revision: 2.2 08-Feb-2018 13:38:42

TestAmerica Edison

Data File:	\\ChromNA\Edison\ChromData\CVOAMS6\20180309-68556.b\F60606.D		
Injection Date:	09-Mar-2018 19:05:30	Instrument ID:	CVOAMS6
Lims ID:	460-151079-A-31	Lab Sample ID:	460-151079-31
Client ID:	MW-546D		
Operator ID:		ALS Bottle#:	23 Worklist Smp#: 24
Purge Vol:	5.000 mL	Dil. Factor:	1.0000
Method:	8260624W6	Limit Group:	VOA - 8260C DKQP Water and Solid
Column:	Rtx-624 (0.25 mm)	Detector	MS SCAN

27 Methylene Chloride, CAS: 75-09-2

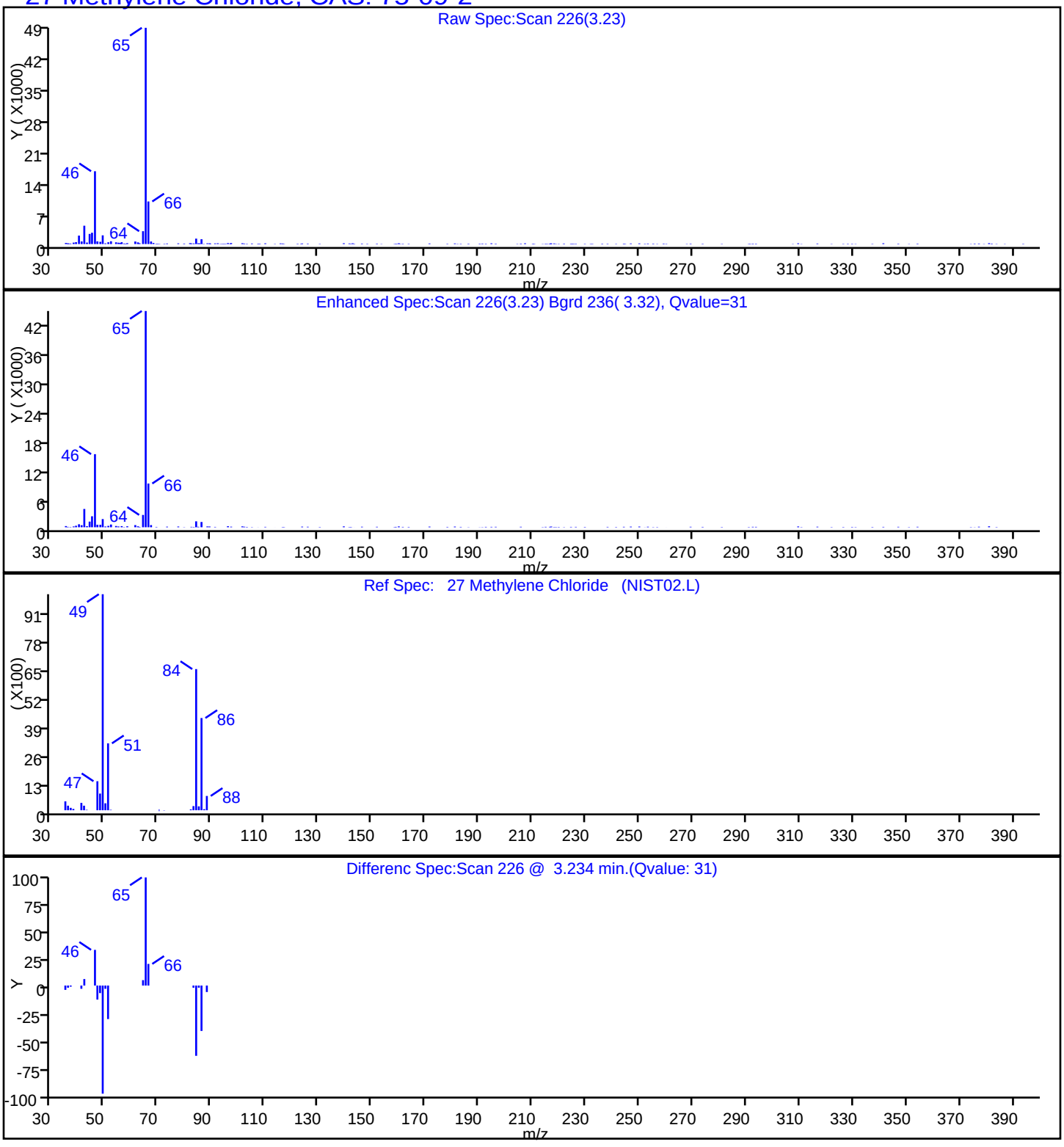

Report Date: 12-Mar-2018 17:49:30 Chrom Revision: 2.2 08-Feb-2018 13:38:42

TestAmerica Edison

Data File: \\ChromNA\Edison\ChromData\CVOAMS6\20180309-68556.b\F60606.D

Injection Date:	09-Mar-2018 19:05:30	Instrument ID:	CVOAMS6
Lims ID:	460-151079-A-31	Lab Sample ID:	460-151079-31
Client ID:	MW-546D		
Operator ID:		ALS Bottle#:	23 Worklist Smp#: 24
Purge Vol:	5.000 mL	Dil. Factor:	1.0000
Method:	8260624W6	Limit Group:	VOA - 8260C DKQP Water and Solid
Column:	Rtx-624 (0.25 mm)	Detector	MS SCAN

63 Trichloroethene, CAS: 79-01-6

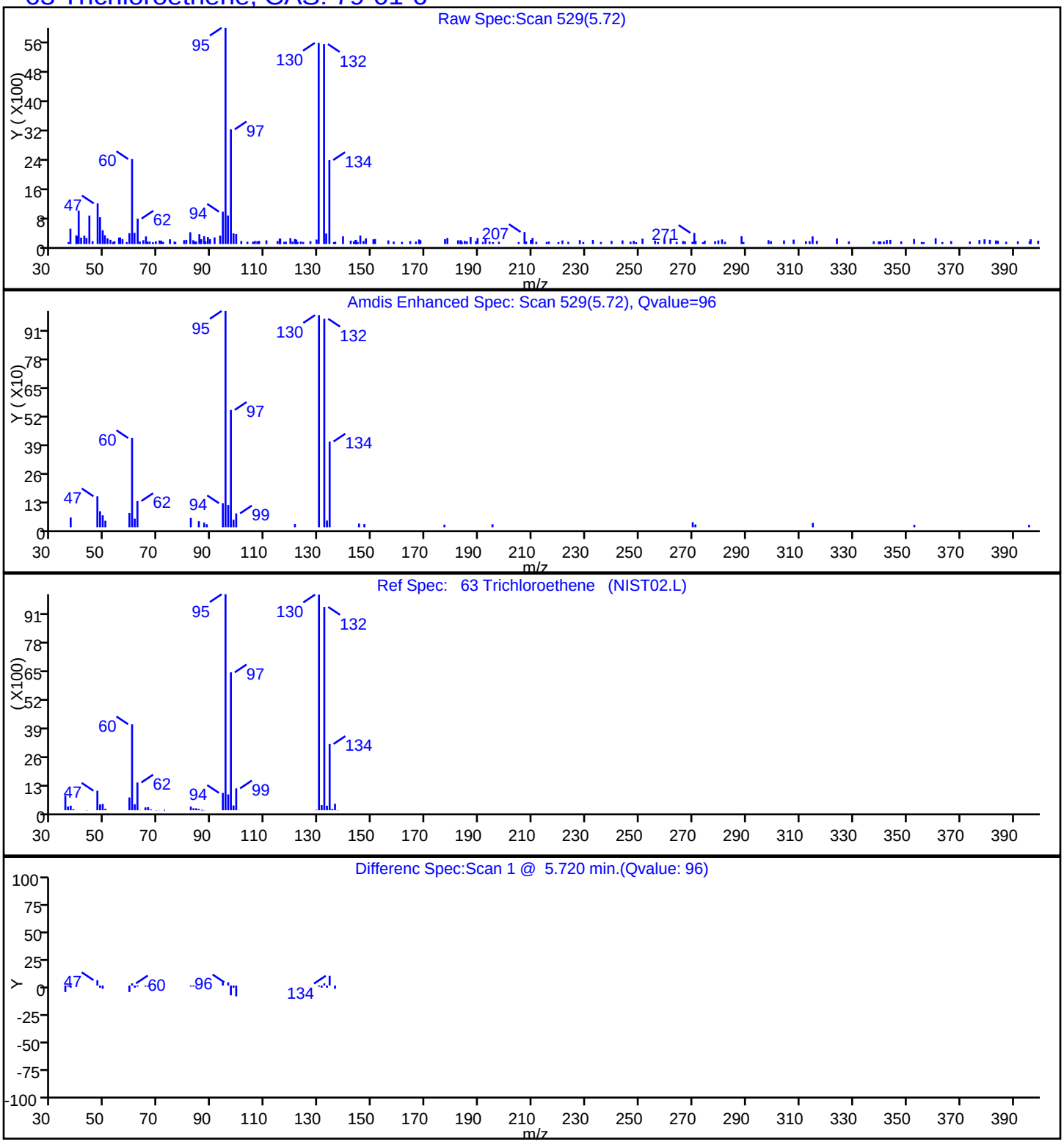

User Disabled Compound Report

TestAmerica Edison

Data File:	\\ChromNA\Edison\ChromData\CVOAMS6\20180309-68556.b\F60606.D		
Injection Date:	09-Mar-2018 19:05:30	Instrument ID:	CVOAMS6
Lims ID:	460-151079-A-31	Lab Sample ID:	460-151079-31
Client ID:	MW-546D		
Operator ID:		ALS Bottle#:	23 Worklist Smp#: 24
Purge Vol:	5.000 mL	Dil. Factor:	1.0000
Method:	8260624W6	Limit Group:	VOA - 8260C DKQP Water and Solid
Column:	Rtx-624 (0.25 mm)	Detector	MS SCAN

102 1,1,2,2-Tetrachloroethane, CAS: 79-34-5

Processing Results

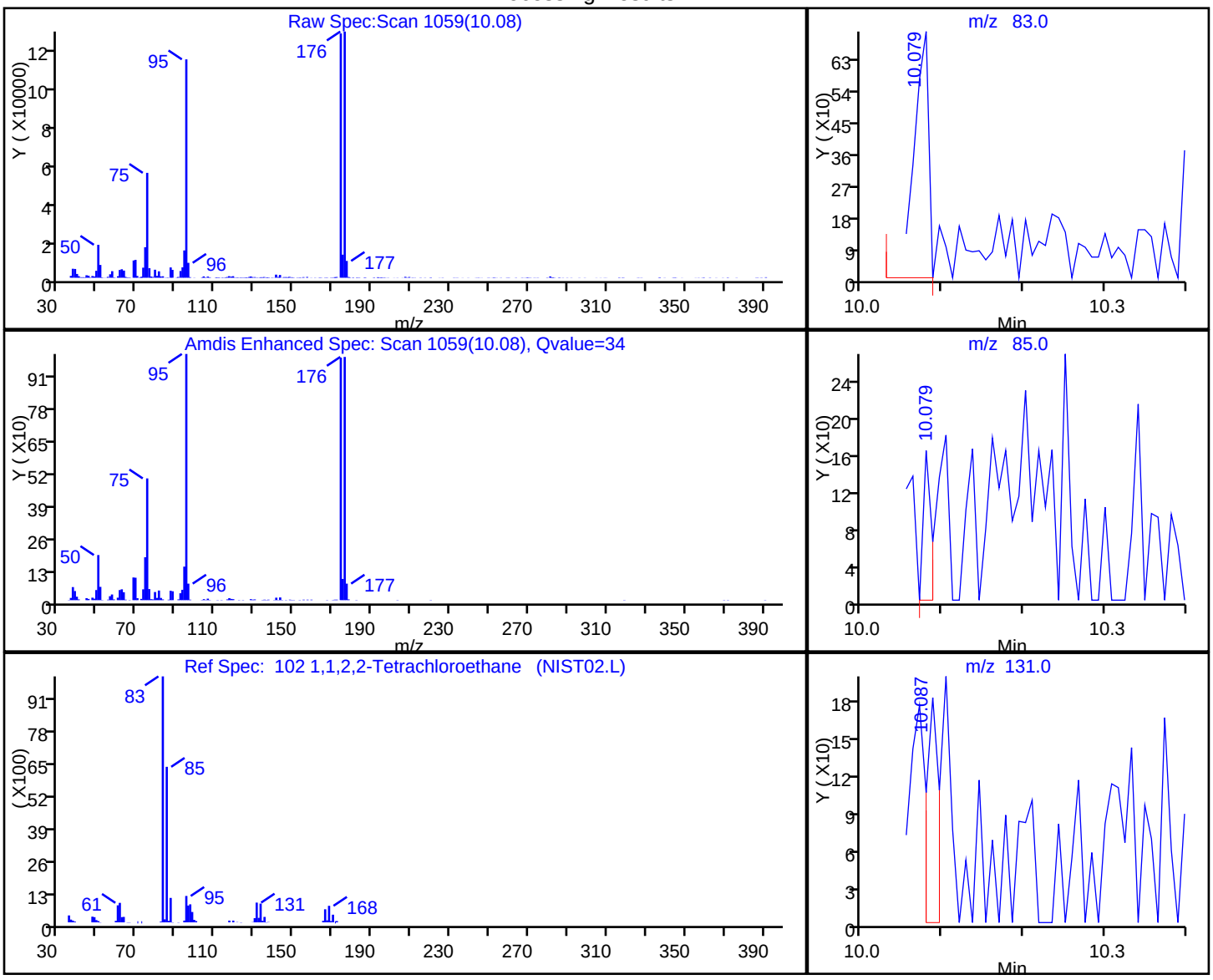

RT	Mass	Response	Amount
10.08	83.00	926	0.235801
10.08	85.00	112	
10.09	131.00	192	

Reviewer: delpolitov, 12-Mar-2018 17:49:27

Audit Action: Marked Compound Undetected Audit Reason: Invalid Compound ID

User Disabled Compound Report

TestAmerica Edison

Data File:	\\ChromNA\Edison\ChromData\CVOAMS6\20180309-68556.b\F60606.D		
Injection Date:	09-Mar-2018 19:05:30	Instrument ID:	CVOAMS6
Lims ID:	460-151079-A-31	Lab Sample ID:	460-151079-31
Client ID:	MW-546D		
Operator ID:		ALS Bottle#:	23 Worklist Smp#: 24
Purge Vol:	5.000 mL	Dil. Factor:	1.0000
Method:	8260624W6	Limit Group:	VOA - 8260C DKQP Water and Solid
Column:	Rtx-624 (0.25 mm)	Detector	MS SCAN

82 1,1,2-Trichloroethane, CAS: 79-00-5

Processing Results

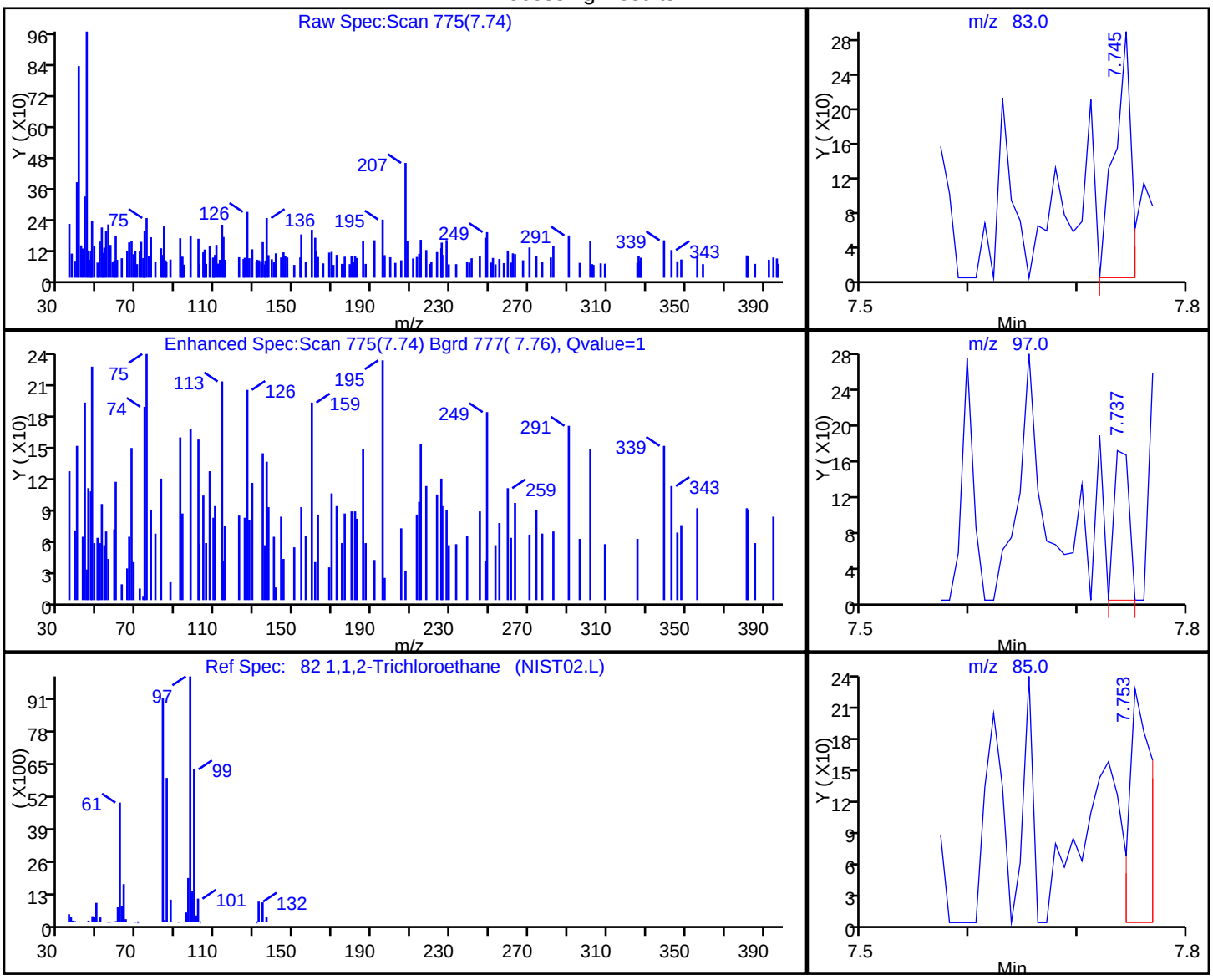

RT	Mass	Response	Amount
7.74	83.00	309	0.124402
7.74	97.00	162	
7.75	85.00	302	

Reviewer: delpolitov, 12-Mar-2018 17:49:27

Audit Action: Marked Compound Undetected Audit Reason: Invalid Compound ID

User Disabled Compound Report

TestAmerica Edison

Data File:	\\ChromNA\Edison\ChromData\CVOAMS6\20180309-68556.b\F60606.D		
Injection Date:	09-Mar-2018 19:05:30	Instrument ID:	CVOAMS6
Lims ID:	460-151079-A-31	Lab Sample ID:	460-151079-31
Client ID:	MW-546D		
Operator ID:		ALS Bottle#:	23 Worklist Smp#: 24
Purge Vol:	5.000 mL	Dil. Factor:	1.0000
Method:	8260624W6	Limit Group:	VOA - 8260C DKQP Water and Solid
Column:	Rtx-624 (0.25 mm)	Detector	MS SCAN

59 1,2-Dichloroethane, CAS: 107-06-2

Processing Results

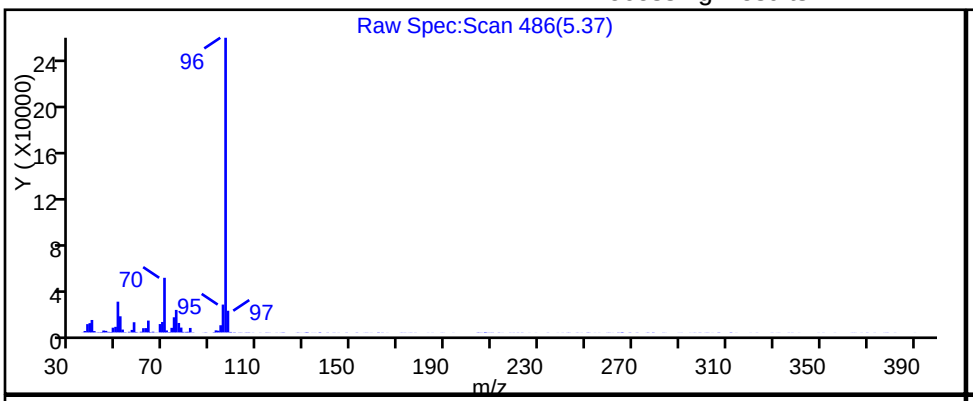

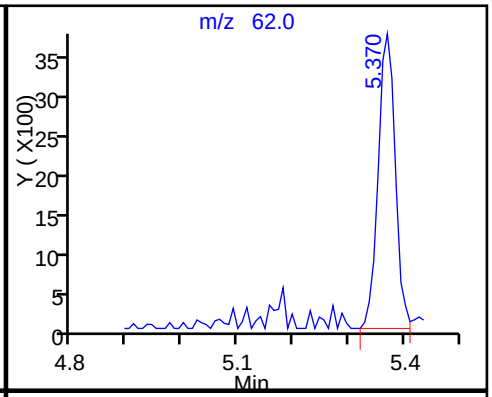

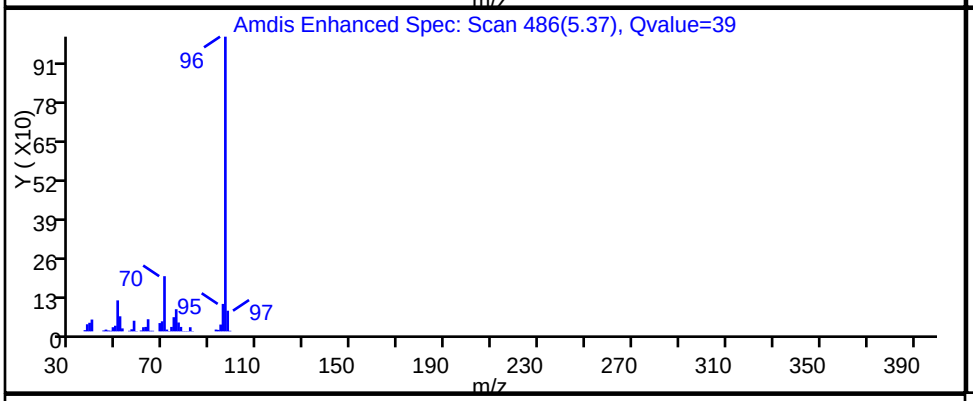

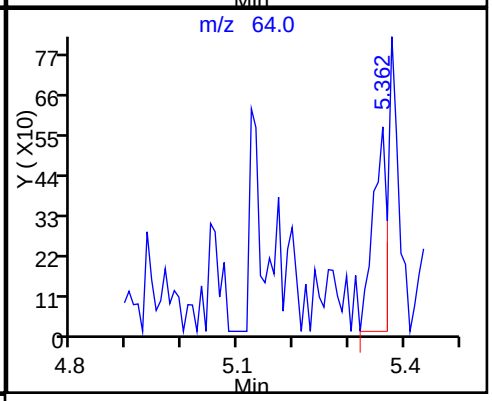

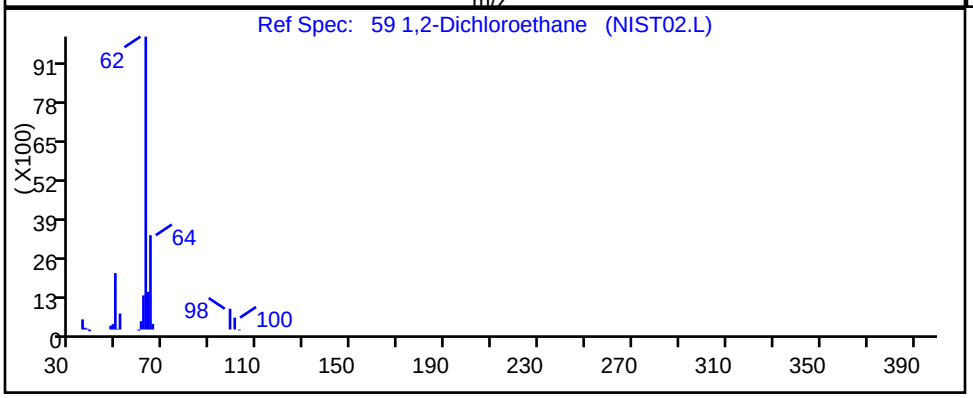

RT	Mass	Response	Amount
5.37	62.00	8064	1.801178
5.36	64.00	972	

Reviewer: delpolitov, 12-Mar-2018 17:49:27

Audit Action: Marked Compound Undetected Audit Reason: Invalid Compound ID

User Disabled Compound Report

TestAmerica Edison

Data File:	\\ChromNA\Edison\ChromData\CVOAMS6\20180309-68556.b\F60606.D		
Injection Date:	09-Mar-2018 19:05:30	Instrument ID:	CVOAMS6
Lims ID:	460-151079-A-31	Lab Sample ID:	460-151079-31
Client ID:	MW-546D		
Operator ID:		ALS Bottle#:	23 Worklist Smp#: 24
Purge Vol:	5.000 mL	Dil. Factor:	1.0000
Method:	8260624W6	Limit Group:	VOA - 8260C DKQP Water and Solid
Column:	Rtx-624 (0.25 mm)	Detector	MS SCAN

69 1,4-Dioxane, CAS: 123-91-1

Processing Results

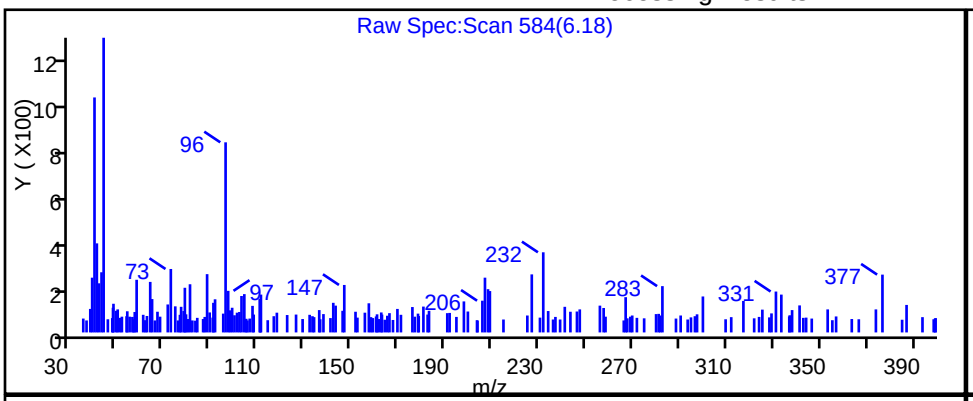

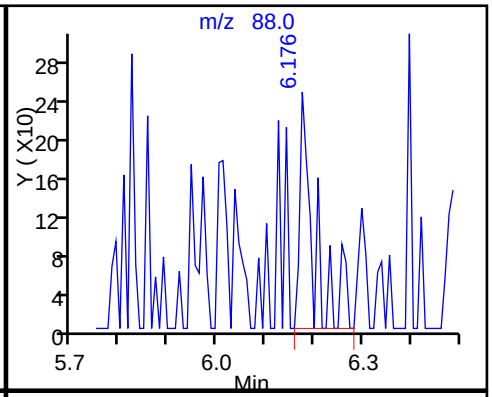

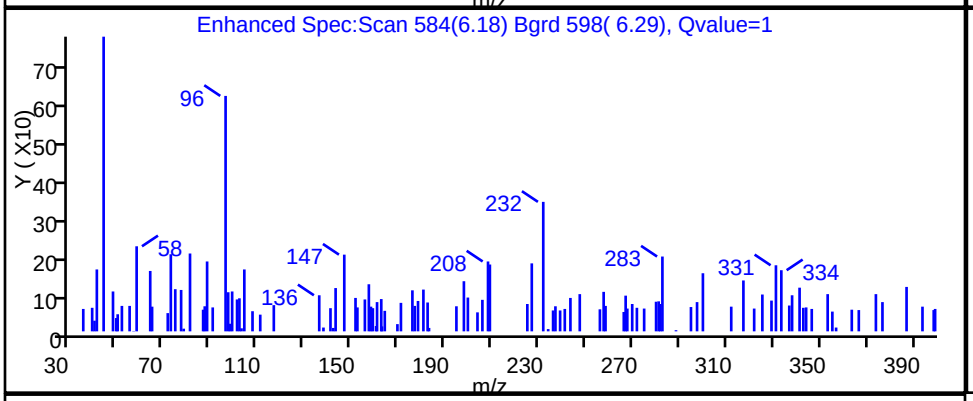

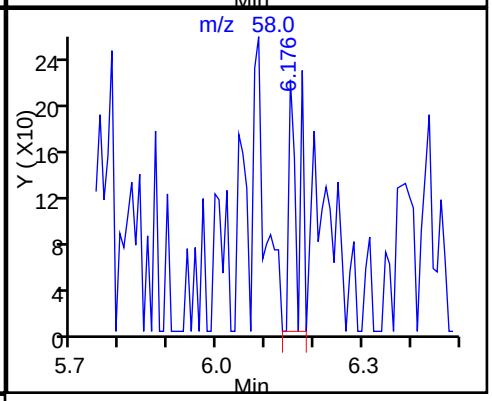

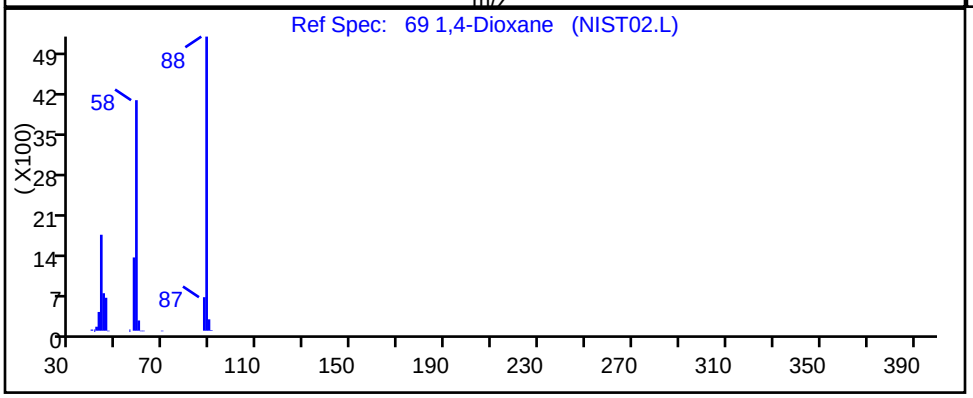

RT	Mass	Response	Amount
6.18	88.00	498	15.511243
6.18	58.00	291	

Reviewer: delpolitov, 12-Mar-2018 17:49:27

Audit Action: Marked Compound Undetected Audit Reason: Invalid Compound ID

User Disabled Compound Report

TestAmerica Edison

Data File:	\\ChromNA\Edison\ChromData\CVOAMS6\20180309-68556.b\F60606.D		
Injection Date:	09-Mar-2018 19:05:30	Instrument ID:	CVOAMS6
Lims ID:	460-151079-A-31	Lab Sample ID:	460-151079-31
Client ID:	MW-546D		
Operator ID:		ALS Bottle#:	23 Worklist Smp#: 24
Purge Vol:	5.000 mL	Dil. Factor:	1.0000
Method:	8260624W6	Limit Group:	VOA - 8260C DKQP Water and Solid
Column:	Rtx-624 (0.25 mm)	Detector	MS SCAN

41 2-Butanone (MEK), CAS: 78-93-3

Processing Results

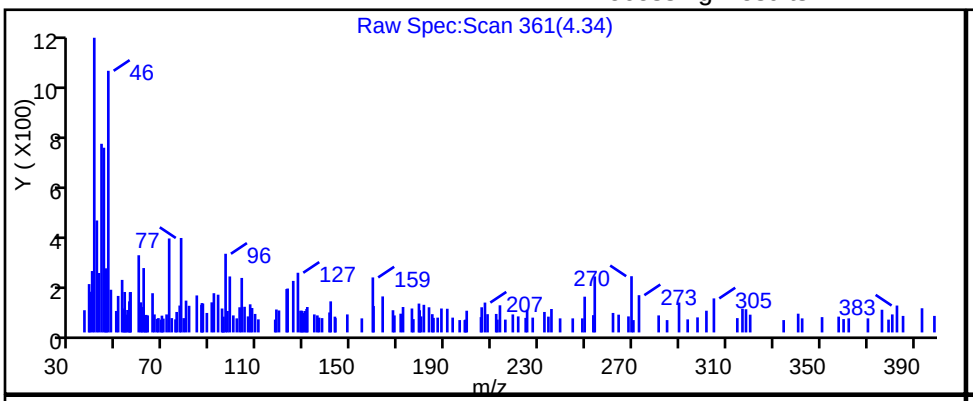

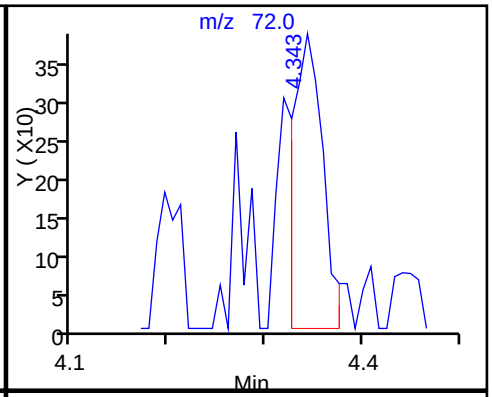

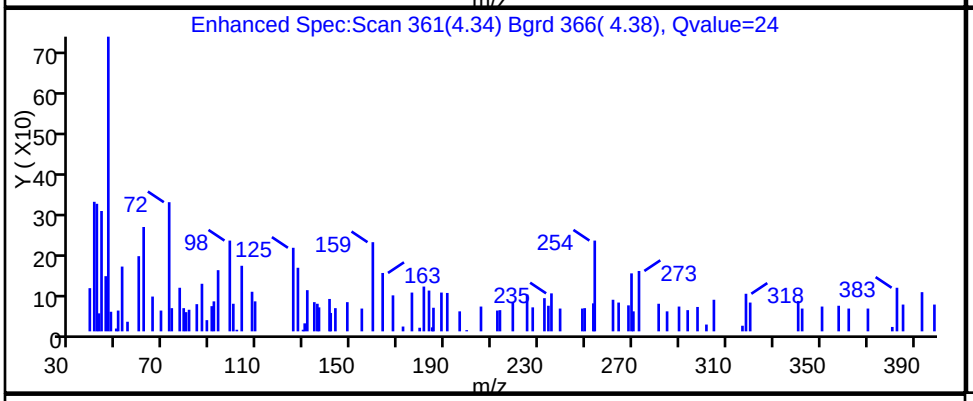

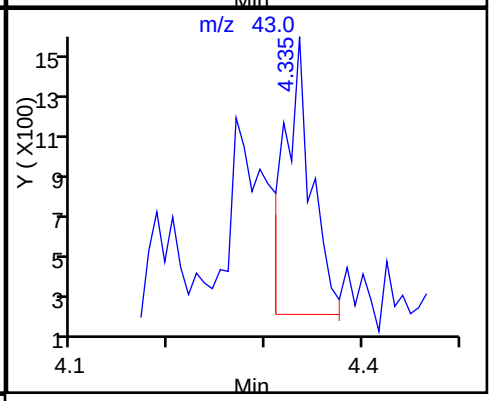

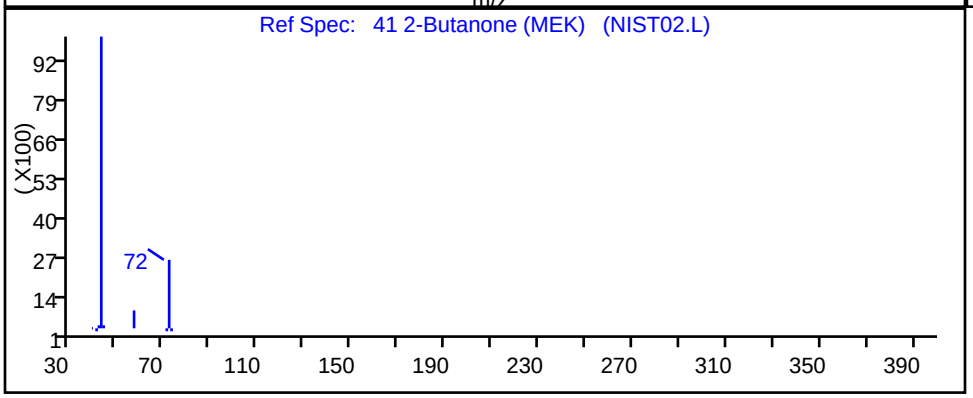

RT	Mass	Response	Amount
4.34	72.00	813	4.178504
4.33	43.00	2492	

Reviewer: delpolitov, 12-Mar-2018 17:49:27

Audit Action: Marked Compound Undetected Audit Reason: Invalid Compound ID

User Disabled Compound Report

TestAmerica Edison

Data File:	\\ChromNA\Edison\ChromData\CVOAMS6\20180309-68556.b\F60606.D		
Injection Date:	09-Mar-2018 19:05:30	Instrument ID:	CVOAMS6
Lims ID:	460-151079-A-31	Lab Sample ID:	460-151079-31
Client ID:	MW-546D		
Operator ID:		ALS Bottle#:	23 Worklist Smp#: 24
Purge Vol:	5.000 mL	Dil. Factor:	1.0000
Method:	8260624W6	Limit Group:	VOA - 8260C DKQP Water and Solid
Column:	Rtx-624 (0.25 mm)	Detector	MS SCAN

77 4-Methyl-2-pentanone (MIBK), CAS: 108-10-1

Processing Results

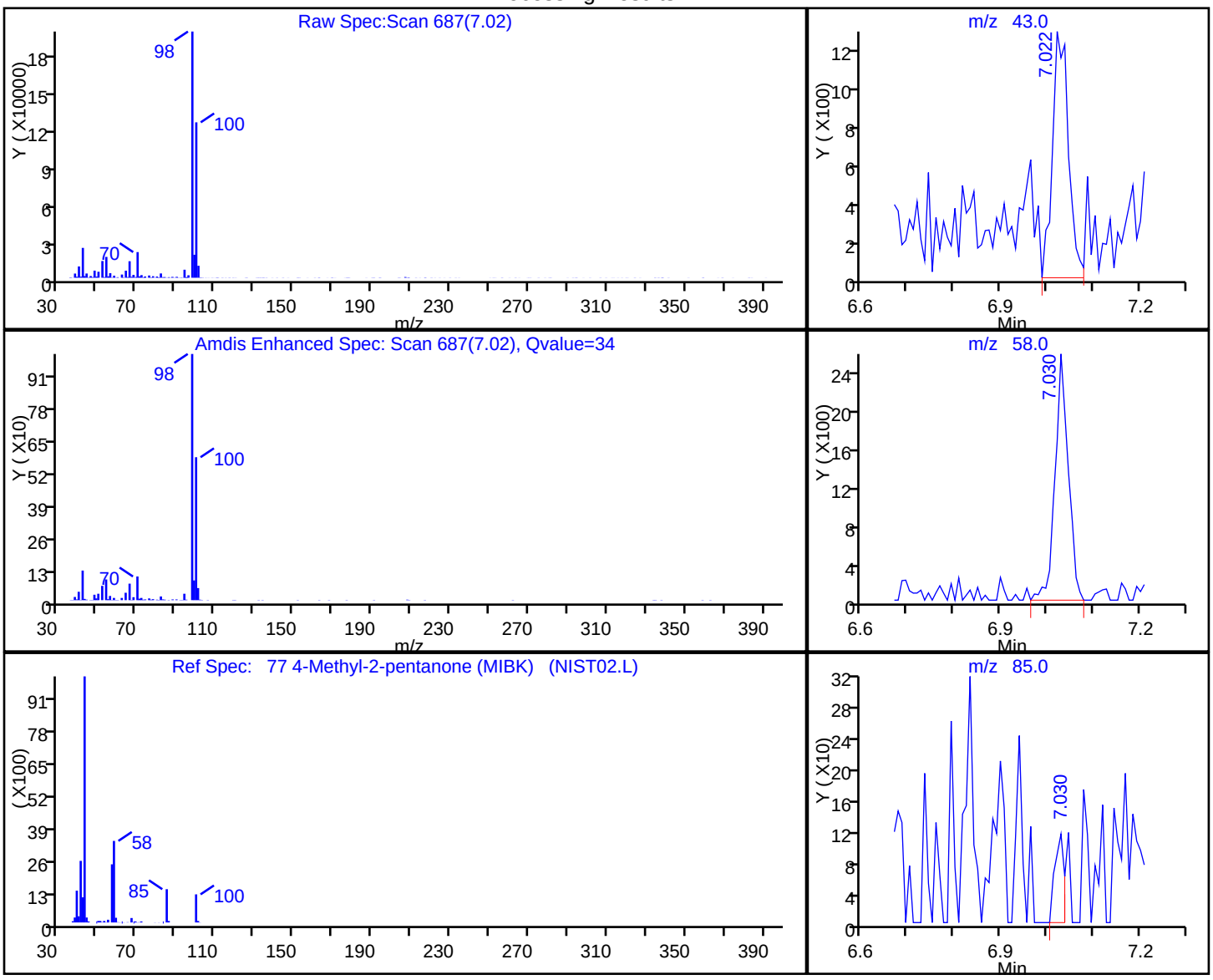

RT	Mass	Response	Amount
7.02	43.00	2984	1.085568
7.03	58.00	5115	
7.03	85.00	161	
7.03	100.00	342208	

Reviewer: delpolitov, 12-Mar-2018 17:49:27

Audit Action: Marked Compound Undetected Audit Reason: Invalid Compound ID

User Disabled Compound Report

TestAmerica Edison

Data File:	\\ChromNA\Edison\ChromData\CVOAMS6\20180309-68556.b\F60606.D		
Injection Date:	09-Mar-2018 19:05:30	Instrument ID:	CVOAMS6
Lims ID:	460-151079-A-31	Lab Sample ID:	460-151079-31
Client ID:	MW-546D		
Operator ID:		ALS Bottle#:	23 Worklist Smp#: 24
Purge Vol:	5.000 mL	Dil. Factor:	1.0000
Method:	8260624W6	Limit Group:	VOA - 8260C DKQP Water and Solid
Column:	Rtx-624 (0.25 mm)	Detector	MS SCAN

98 Bromoform, CAS: 75-25-2

Processing Results

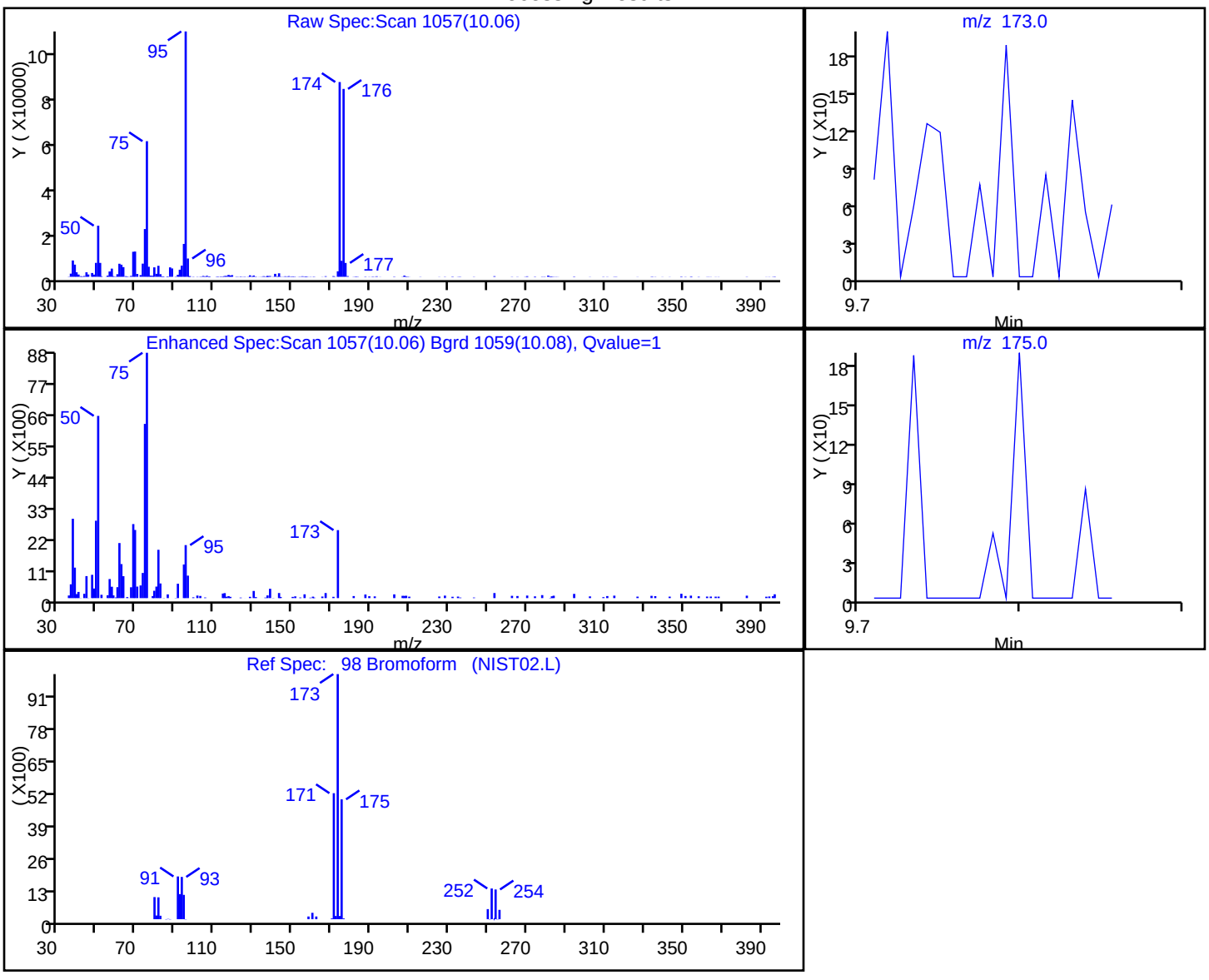

RT	Mass	Response	Amount
10.06	173.00	1331	0.500968
10.07	175.00	19080	

Reviewer: delpolitov, 12-Mar-2018 17:49:27

Audit Action: Marked Compound Undetected Audit Reason: Invalid Compound ID

User Disabled Compound Report

TestAmerica Edison

Data File:	\\ChromNA\Edison\ChromData\CVOAMS6\20180309-68556.b\F60606.D		
Injection Date:	09-Mar-2018 19:05:30	Instrument ID:	CVOAMS6
Lims ID:	460-151079-A-31	Lab Sample ID:	460-151079-31
Client ID:	MW-546D		
Operator ID:		ALS Bottle#:	23 Worklist Smp#: 24
Purge Vol:	5.000 mL	Dil. Factor:	1.0000
Method:	8260624W6	Limit Group:	VOA - 8260C DKQP Water and Solid
Column:	Rtx-624 (0.25 mm)	Detector	MS SCAN

6 Bromomethane, CAS: 74-83-9

Processing Results

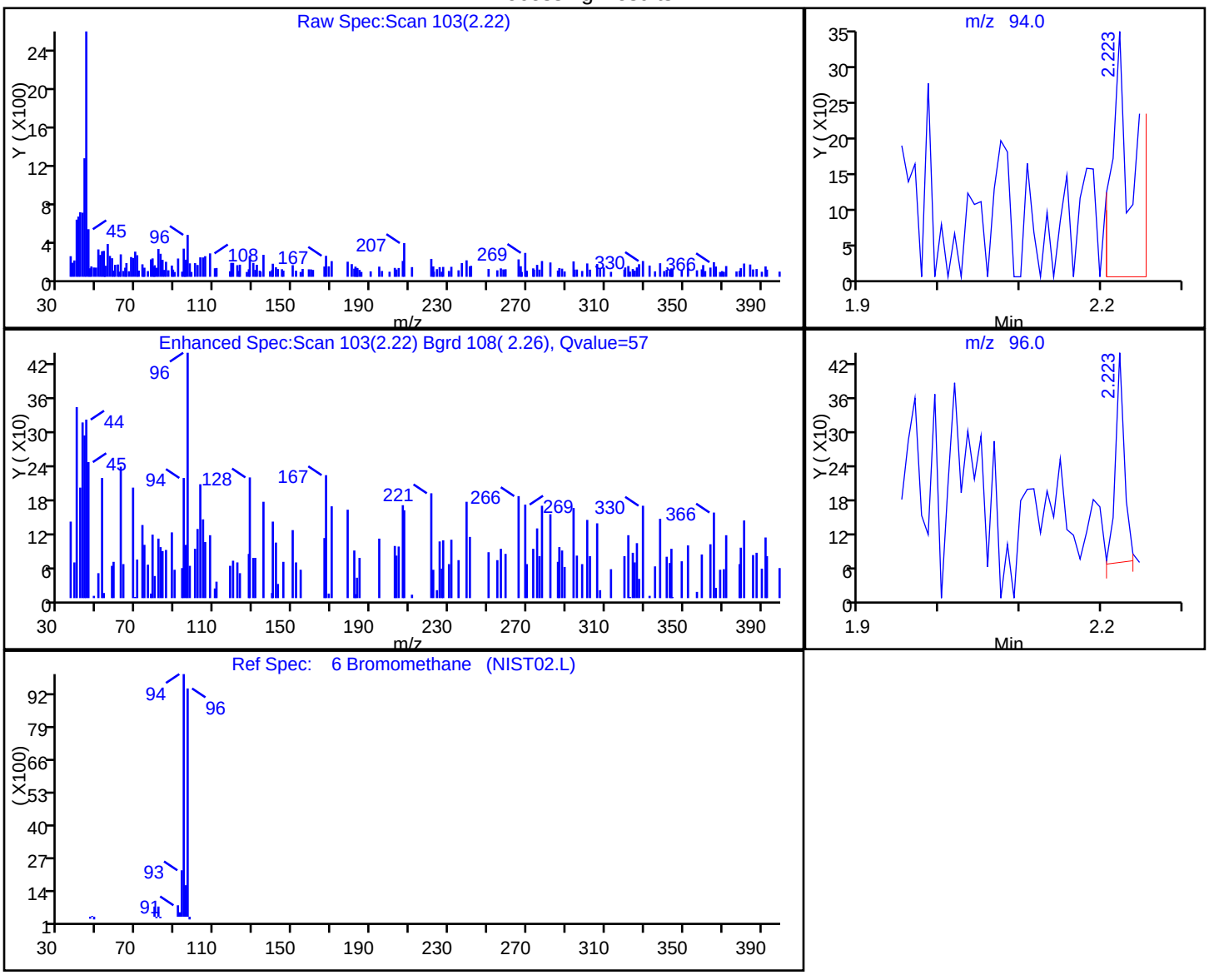

RT	Mass	Response	Amount
2.22	94.00	520	0.203881
2.22	96.00	283	

Reviewer: delpolitov, 12-Mar-2018 17:49:27

Audit Action: Marked Compound Undetected Audit Reason: Invalid Compound ID

User Disabled Compound Report

TestAmerica Edison

Data File:	\\ChromNA\Edison\ChromData\CVOAMS6\20180309-68556.b\F60606.D		
Injection Date:	09-Mar-2018 19:05:30	Instrument ID:	CVOAMS6
Lims ID:	460-151079-A-31	Lab Sample ID:	460-151079-31
Client ID:	MW-546D		
Operator ID:		ALS Bottle#:	23 Worklist Smp#: 24
Purge Vol:	5.000 mL	Dil. Factor:	1.0000
Method:	8260624W6	Limit Group:	VOA - 8260C DKQP Water and Solid
Column:	Rtx-624 (0.25 mm)	Detector	MS SCAN

4 Vinyl chloride, CAS: 75-01-4

Processing Results

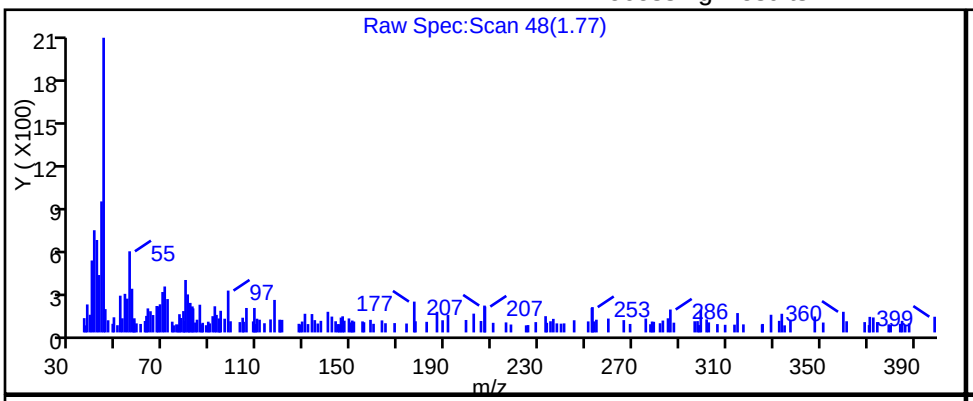

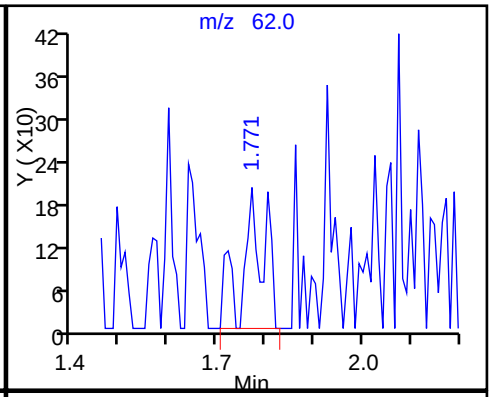

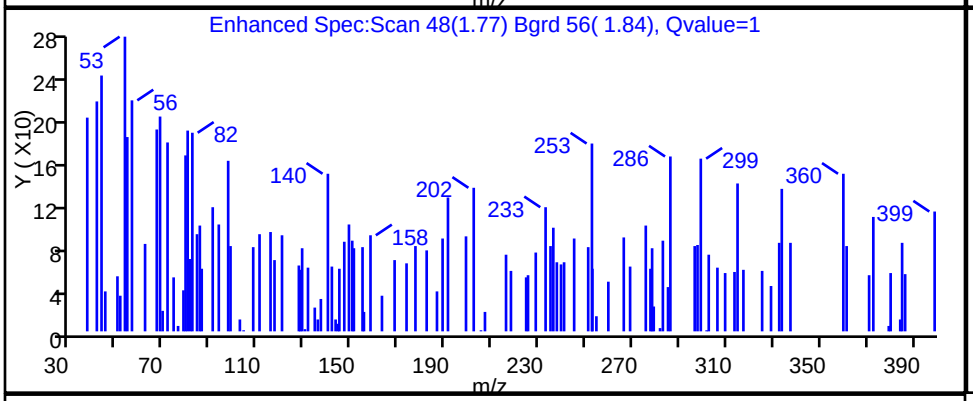

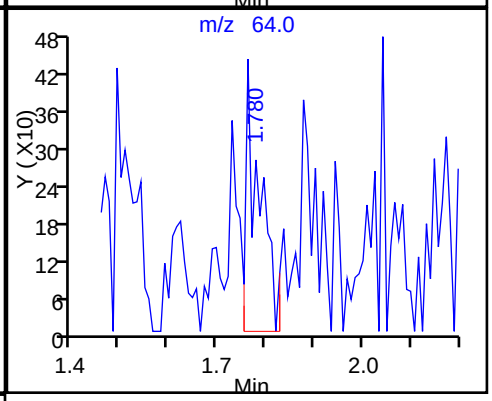

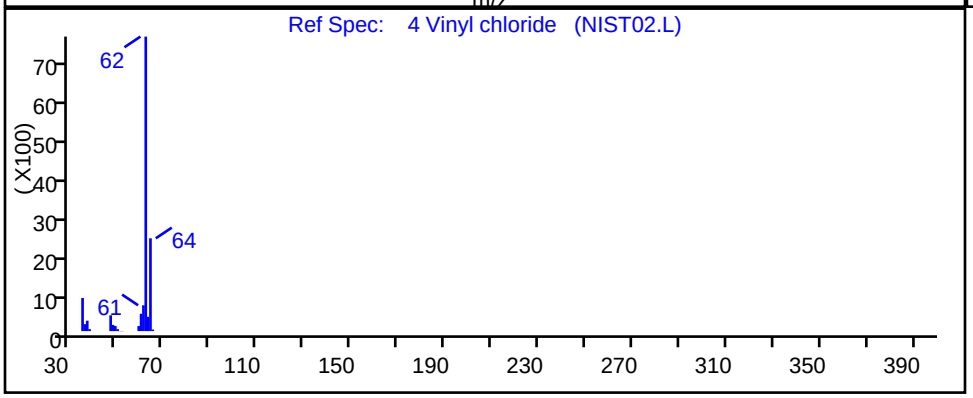

RT	Mass	Response	Amount
1.77	62.00	622	0.154814
1.78	64.00	866	

Reviewer: delpolitov, 12-Mar-2018 17:49:27

Audit Action: Marked Compound Undetected Audit Reason: Invalid Compound ID

FORM I
GC/MS VOA ORGANICS ANALYSIS DATA SHEET

Lab Name: TestAmerica Edison | Job No.: 460-151079-1

SDG No.:

Client Sample ID: MW-547S | Lab Sample ID: 460-151079-32

Matrix: Water | Lab File ID: F60607.D

Analysis Method: 8260C | Date Collected: 02/27/2018 13:30

Sample wt/vol: 5(mL) | Date Analyzed: 03/09/2018 19:29

Soil Aliquot Vol: | Dilution Factor: 1

Soil Extract Vol.: | GC Column: Rtx-624 ID: 0.25(mm)

% Moisture: | Level: (low/med) Low

Analysis Batch No.: 502418 | Units: ug/L

CAS NO.	COMPOUND NAME	RESULT	Q	RL	MDL
71-55-6	1,1,1-Trichloroethane	0.28	U	1.0	0.28
79-34-5	1,1,2,2-Tetrachloroethane	0.19	U	1.0	0.19
79-00-5	1,1,2-Trichloroethane	0.080	U	1.0	0.080
75-34-3	1,1-Dichloroethane	0.24	U	1.0	0.24
75-35-4	1,1-Dichloroethene	0.34	U	1.0	0.34
87-61-6	1,2,3-Trichlorobenzene	0.35	U	1.0	0.35
120-82-1	1,2,4-Trichlorobenzene	0.27	U	1.0	0.27
96-12-8	1,2-Dibromo-3-Chloropropane	0.23	U	1.0	0.23
106-93-4	1,2-Dibromoethane	0.19	U	1.0	0.19
95-50-1	1,2-Dichlorobenzene	0.42	J	1.0	0.22
107-06-2	1,2-Dichloroethane	0.25	U	1.0	0.25
78-87-5	1,2-Dichloropropane	0.18	U	1.0	0.18
541-73-1	1,3-Dichlorobenzene	0.33	U	1.0	0.33
106-46-7	1,4-Dichlorobenzene	1.7		1.0	0.33
123-91-1	1,4-Dioxane	8.7	U	50	8.7
78-93-3	2-Butanone	2.2	U	5.0	2.2
591-78-6	2-Hexanone	0.72	U	5.0	0.72
108-10-1	4-Methyl-2-pentanone	0.63	U	5.0	0.63
67-64-1	Acetone	1.1	U	5.0	1.1
71-43-2	Benzene	0.090	U	1.0	0.090
74-97-5	Bromochloromethane	0.30	U	1.0	0.30
75-27-4	Bromodichloromethane	0.15	U	1.0	0.15
75-25-2	Bromoform	0.18	U	1.0	0.18
74-83-9	Bromomethane	0.18	U	1.0	0.18
75-15-0	Carbon disulfide	0.22	U	1.0	0.22
56-23-5	Carbon tetrachloride	0.33	U	1.0	0.33
108-90-7	Chlorobenzene	0.24	U	1.0	0.24
75-00-3	Chloroethane	0.37	U	1.0	0.37
67-66-3	Chloroform	0.22	U	1.0	0.22
74-87-3	Chloromethane	0.22	U	1.0	0.22
156-59-2	cis-1,2-Dichloroethene	0.85	J	1.0	0.26
10061-01-5	cis-1,3-Dichloropropene	0.16	U	1.0	0.16
110-82-7	Cyclohexane	0.26	U	1.0	0.26
124-48-1	Dibromochloromethane	0.22	U	1.0	0.22
75-71-8	Dichlorodifluoromethane	0.14	U	1.0	0.14
100-41-4	Ethylbenzene	0.30	U	1.0	0.30

FORM I
GC/MS VOA ORGANICS ANALYSIS DATA SHEET

Lab Name: TestAmerica Edison | Job No.: 460-151079-1

SDG No.:

Client Sample ID: MW-547S | Lab Sample ID: 460-151079-32

Matrix: Water | Lab File ID: F60607.D

Analysis Method: 8260C | Date Collected: 02/27/2018 13:30

Sample wt/vol: 5(mL) | Date Analyzed: 03/09/2018 19:29

Soil Aliquot Vol: | Dilution Factor: 1

Soil Extract Vol.: | GC Column: Rtx-624 ID: 0.25(mm)

% Moisture: | Level: (low/med) Low

Analysis Batch No.: 502418 | Units: ug/L

CAS NO.	COMPOUND NAME	RESULT	Q	RL	MDL
76-13-1	Freon TF	0.34	U	1.0	0.34
98-82-8	Isopropylbenzene	0.32	U	1.0	0.32
179601-23-1	m&p-Xylene	0.28	U	1.0	0.28
79-20-9	Methyl acetate	0.58	U	5.0	0.58
108-87-2	Methylcyclohexane	0.22	U	1.0	0.22
75-09-2	Methylene Chloride	0.50	J	1.0	0.21
1634-04-4	MTBE	0.13	U	1.0	0.13
95-47-6	o-Xylene	0.32	U	1.0	0.32
100-42-5	Styrene	0.17	U	1.0	0.17
127-18-4	Tetrachloroethene	0.12	U	1.0	0.12
108-88-3	Toluene	0.25	U	1.0	0.25
156-60-5	trans-1,2-Dichloroethene	0.18	U	1.0	0.18
10061-02-6	trans-1,3-Dichloropropene	0.19	U	1.0	0.19
79-01-6	Trichloroethene	0.54	J	1.0	0.22
75-69-4	Trichlorofluoromethane	0.15	U	1.0	0.15
75-01-4	Vinyl chloride	0.060	U	1.0	0.060

CAS NO.	SURROGATE	%REC	Q	LIMITS
17060-07-0	1,2-Dichloroethane-d4 (Surr)	98		70-130
460-00-4	Bromofluorobenzene	104		70-130
1868-53-7	Dibromofluoromethane (Surr)	103		70-130
2037-26-5	Toluene-d8 (Surr)	96		70-130

FORM I
GC/MS VOA ORGANICS ANALYSIS DATA SHEET
TENTATIVELY IDENTIFIED COMPOUNDS

Lab Name: TestAmerica Edison Job No.: 460-151079-1

SDG No.:

Client Sample ID: MW-547S Lab Sample ID: 460-151079-32

Matrix: Water Lab File ID: F60607.D

Analysis Method: 8260C Date Collected: 02/27/2018 13:30

Sample wt/vol: 5(mL) Date Analyzed: 03/09/2018 19:29

Soil Aliquot Vol: Dilution Factor: 1

Soil Extract Vol.: GC Column: Rtx-624 ID: 0.25(mm)

% Moisture: Level: (low/med) Low

Analysis Batch No.: 502418 Units: ug/L

Number TICs Found: 0 TIC Result Total: 0

CAS NO.	COMPOUND NAME	RT	RESULT	Q	MATCH QUALITY
	Tentatively Identified Compound		None		

TestAmerica Edison
Target Compound Quantitation Report

Data File: \\ChromNA\Edison\ChromData\CVOAMS6\20180309-68556.b\F60607.D
Lims ID: 460-151079-A-32
Client ID: MW-547S
Sample Type: Client
Inject. Date: 09-Mar-2018 19:29:30 ALS Bottle#: 24 Worklist Smp#: 25
Purge Vol: 5.000 mL Dil. Factor: 1.0000
Sample Info: 460-151079-A-32
Misc. Info.: 460-0068556-025
Operator ID: Instrument ID: CVOAMS6

Method: \\ChromNA\Edison\ChromData\CVOAMS6\20180309-68556.b\8260624W6.m
Limit Group: VOA - 8260C DKQP Water and Solid
Last Update: 12-Mar-2018 17:50:23 Calib Date: 09-Mar-2018 04:49:30
Integrator: RTE ID Type: Deconvolution ID
Quant Method: Internal Standard Quant By: Initial Calibration
Last ICal File: \\ChromNA\Edison\ChromData\CVOAMS6\20180309-68530.b\F60575.D

Column 1 : Rtx-624 (0.25 mm) Det: MS SCAN
Process Host: XAWRK008

First Level Reviewer: delpolitov Date: 12-Mar-2018 17:50:23

Compound	Sig	RT (min.)	Exp RT (min.)	Dlt RT (min.)	Q	Response	OnCol Amt ug/l	Flags
* 26 TBA-d9 (IS)	65	3.218	3.209	0.009	0	268882	1000.0	
27 Methylene Chloride	84	3.234	3.217	0.017	30	2076	0.4952	
* 38 2-Butanone-d5	46	4.278	4.261	0.017	0	246509	250.0	
40 cis-1,2-Dichloroethene	96	4.319	4.310	0.009	63	3556	0.8499	
$ 51 Dibromofluoromethane (Surr	113	4.746	4.738	0.008	97	167835	51.7	
$ 56 1,2-Dichloroethane-d4 (Sur	65	5.099	5.091	0.008	0	168600	48.8	
* 61 Fluorobenzene	96	5.370	5.362	0.008	99	560598	50.0	
63 Trichloroethene	95	5.732	5.707	0.025	67	2052	0.5438	M
* 67 1,4-Dioxane-d8	96	6.061	6.052	0.009	0	27688	1000.0	
$ 78 Toluene-d8 (Surr)	98	7.030	7.022	0.008	100	540994	48.2	
* 89 Chlorobenzene-d5	117	8.822	8.813	0.009	85	463079	50.0	
$ 100 4-Bromofluorobenzene	174	10.070	10.070	0.000	96	232687	52.1	
* 116 1,4-Dichlorobenzene-d4	152	10.941	10.941	0.000	94	319440	50.0	
117 1,4-Dichlorobenzene	146	10.958	10.958	0.000	91	17502	1.70	a
122 1,2-Dichlorobenzene	146	11.204	11.204	0.000	93	4387	0.4156	

QC Flag Legend

Review Flags
M - Manually Integrated
a - User Assigned ID

Reagents:

VOA6IS/SURR_00009 Amount Added: 5.00 Units: uL Run Reagent

Report Date: 12-Mar-2018 17:50:25 Chrom Revision: 2.2 08-Feb-2018 13:38:42

TestAmerica Edison

Data File: \\ChromNA\Edison\ChromData\CVOAMS6\20180309-68556.b\F60607.D

Injection Date:	09-Mar-2018 19:29:30	Instrument ID:	CVOAMS6	Operator ID:	
Lims ID:	460-151079-A-32	Lab Sample ID:	460-151079-32	Worklist Smp#:	25
Client ID:	MW-547S				
Purge Vol:	5.000 mL	Dil. Factor:	1.0000	ALS Bottle#:	24
Method:	8260624W6	Limit Group:	VOA - 8260C DKQP Water and Solid		

Column: Rtx-624 (0.25 mm)

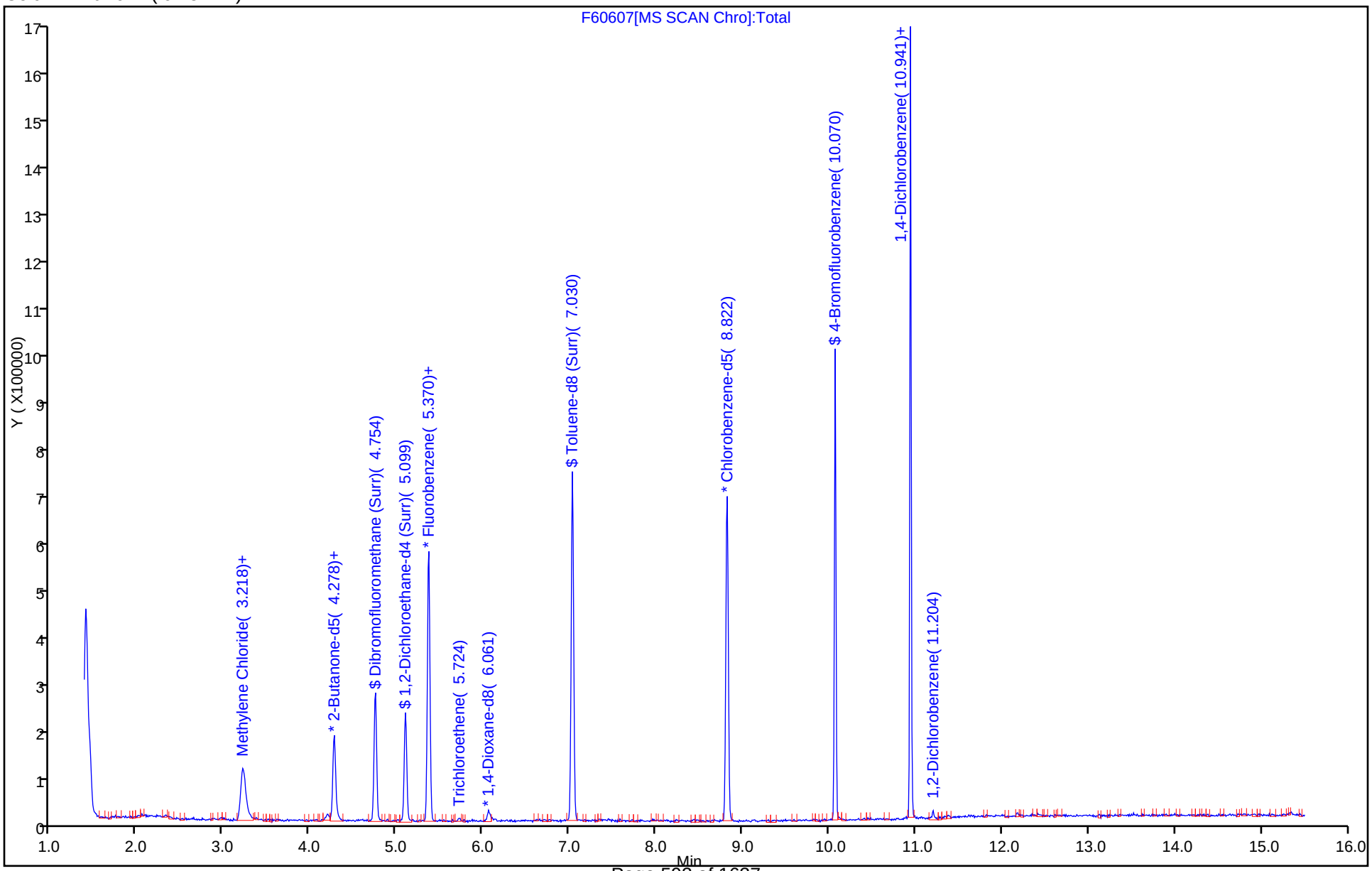

Report Date: 12-Mar-2018 17:50:25 Chrom Revision: 2.2 08-Feb-2018 13:38:42

TestAmerica Edison

Data File: \\ChromNA\Edison\ChromData\CVOAMS6\20180309-68556.b\F60607.D

Injection Date:	09-Mar-2018 19:29:30	Instrument ID:	CVOAMS6		
Lims ID:	460-151079-A-32	Lab Sample ID:	460-151079-32		
Client ID:	MW-547S				
Operator ID:		ALS Bottle#:	24	Worklist Smp#:	25
Purge Vol:	5.000 mL	Dil. Factor:	1.0000		
Method:	8260624W6	Limit Group:	VOA - 8260C DKQP Water and Solid		
Column:	Rtx-624 (0.25 mm)	Detector	MS SCAN		

122 1,2-Dichlorobenzene, CAS: 95-50-1

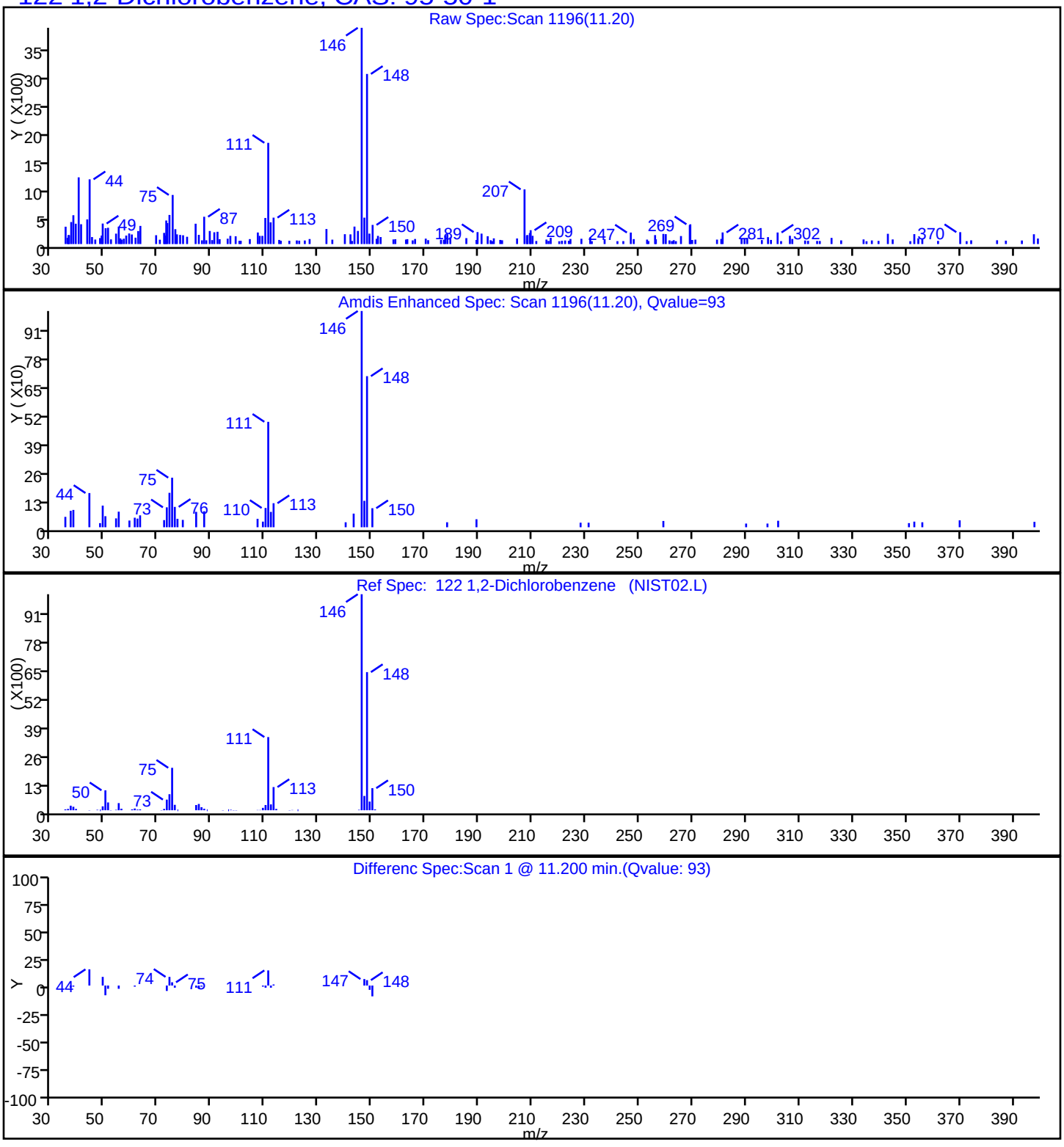

Report Date: 12-Mar-2018 17:50:25 Chrom Revision: 2.2 08-Feb-2018 13:38:42

TestAmerica Edison

Data File: \\ChromNA\Edison\ChromData\CVOAMS6\20180309-68556.b\F60607.D

Injection Date:	09-Mar-2018 19:29:30	Instrument ID:	CVOAMS6		
Lims ID:	460-151079-A-32	Lab Sample ID:	460-151079-32		
Client ID:	MW-547S				
Operator ID:		ALS Bottle#:	24	Worklist Smp#:	25
Purge Vol:	5.000 mL	Dil. Factor:	1.0000		
Method:	8260624W6	Limit Group:	VOA - 8260C DKQP Water and Solid		
Column:	Rtx-624 (0.25 mm)	Detector	MS SCAN		

117 1,4-Dichlorobenzene, CAS: 106-46-7

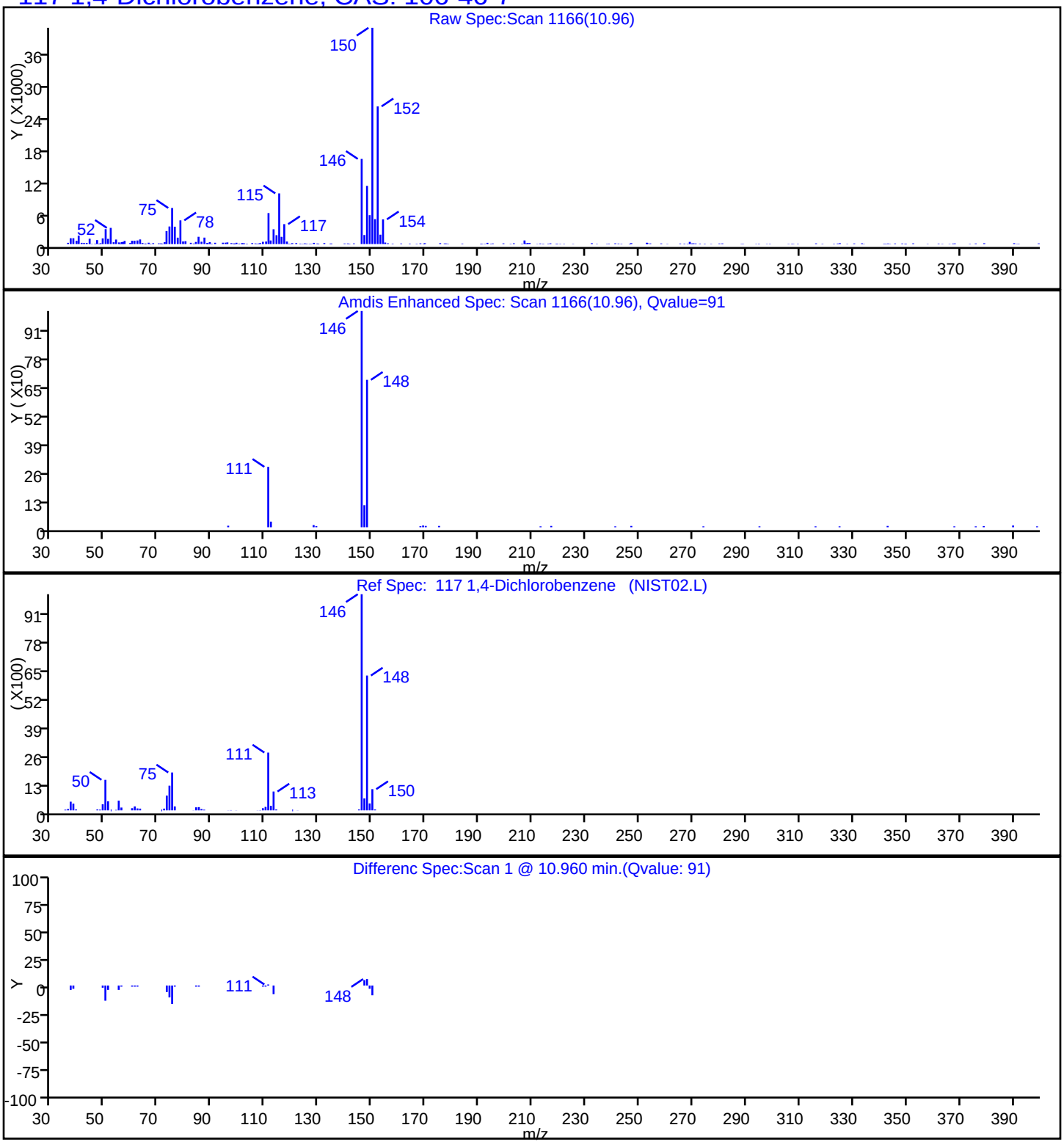

Report Date: 12-Mar-2018 17:50:25 Chrom Revision: 2.2 08-Feb-2018 13:38:42

TestAmerica Edison

Data File: \\ChromNA\Edison\ChromData\CVOAMS6\20180309-68556.b\F60607.D

Injection Date:	09-Mar-2018 19:29:30	Instrument ID:	CVOAMS6		
Lims ID:	460-151079-A-32	Lab Sample ID:	460-151079-32		
Client ID:	MW-547S				
Operator ID:		ALS Bottle#:	24	Worklist Smp#:	25
Purge Vol:	5.000 mL	Dil. Factor:	1.0000		
Method:	8260624W6	Limit Group:	VOA - 8260C DKQP Water and Solid		
Column:	Rtx-624 (0.25 mm)	Detector	MS SCAN		

40 cis-1,2-Dichloroethene, CAS: 156-59-2

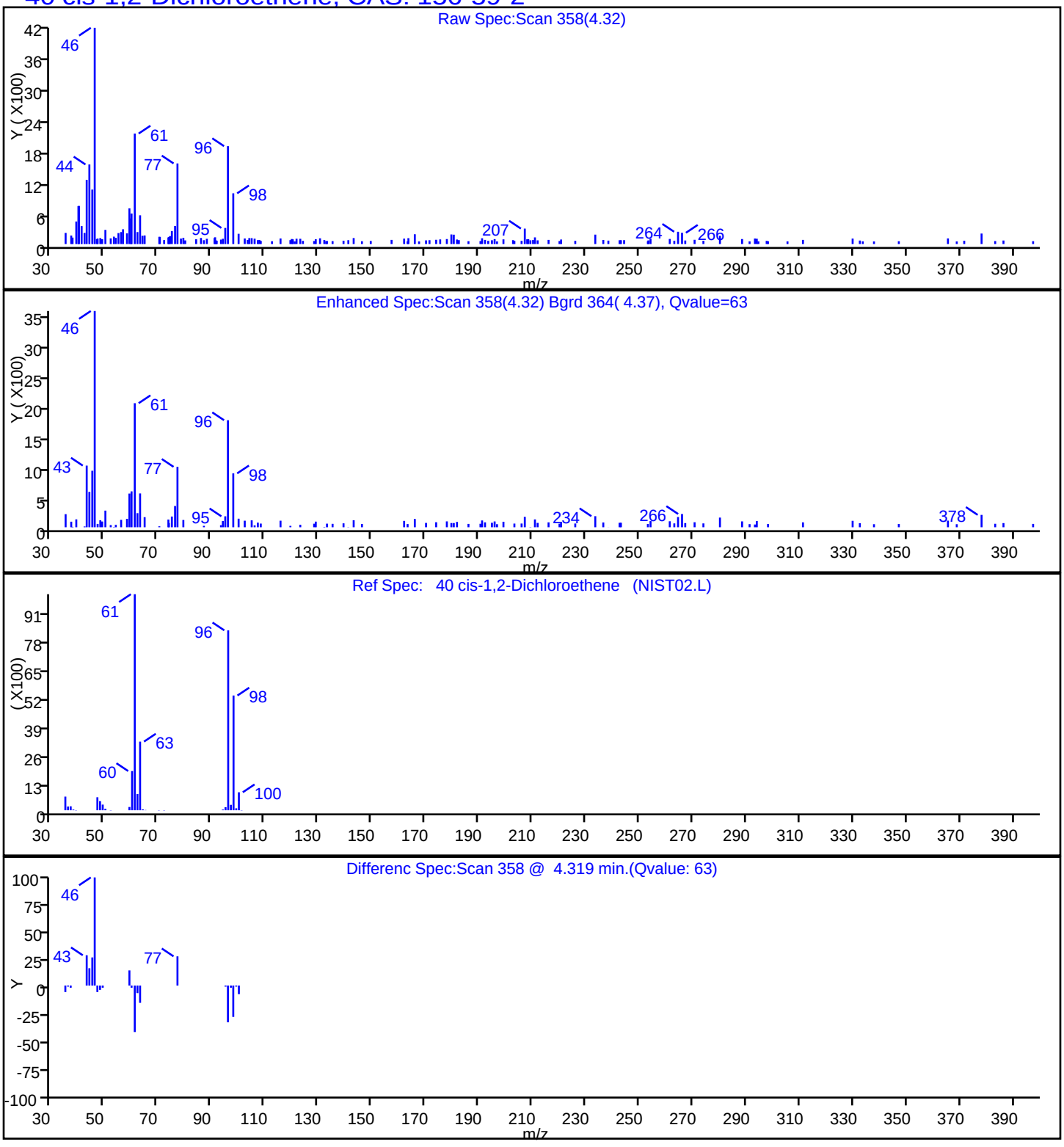

Report Date: 12-Mar-2018 17:50:25 Chrom Revision: 2.2 08-Feb-2018 13:38:42

TestAmerica Edison

Data File: \\ChromNA\Edison\ChromData\CVOAMS6\20180309-68556.b\F60607.D

Injection Date:	09-Mar-2018 19:29:30	Instrument ID:	CVOAMS6
Lims ID:	460-151079-A-32	Lab Sample ID:	460-151079-32
Client ID:	MW-547S		
Operator ID:		ALS Bottle#:	24 Worklist Smp#: 25
Purge Vol:	5.000 mL	Dil. Factor:	1.0000
Method:	8260624W6	Limit Group:	VOA - 8260C DKQP Water and Solid
Column:	Rtx-624 (0.25 mm)	Detector	MS SCAN

27 Methylene Chloride, CAS: 75-09-2

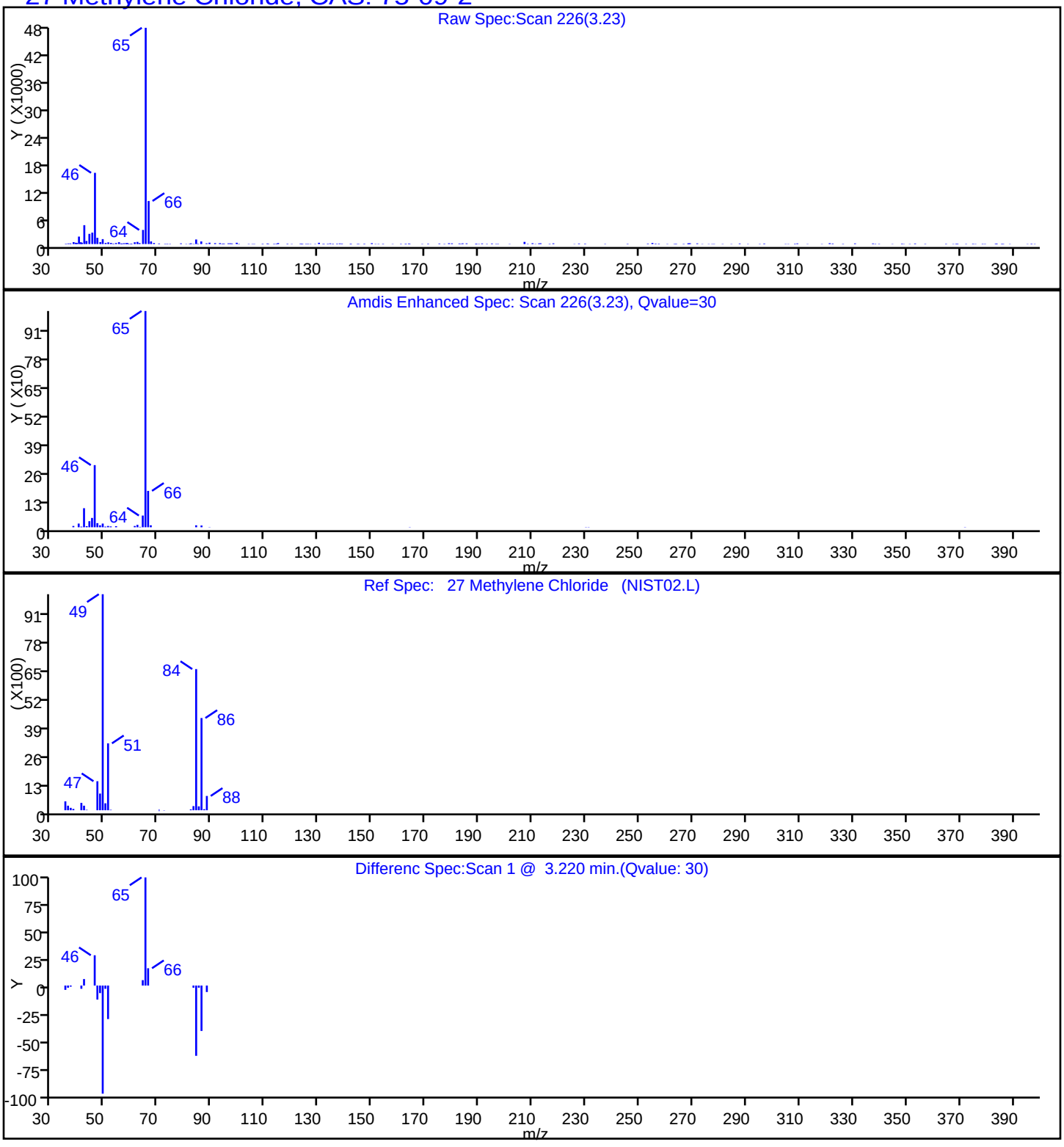

Report Date: 12-Mar-2018 17:50:25 Chrom Revision: 2.2 08-Feb-2018 13:38:42

TestAmerica Edison

Data File: \\ChromNA\Edison\ChromData\CVOAMS6\20180309-68556.b\F60607.D

Injection Date:	09-Mar-2018 19:29:30	Instrument ID:	CVOAMS6
Lims ID:	460-151079-A-32	Lab Sample ID:	460-151079-32
Client ID:	MW-547S		
Operator ID:		ALS Bottle#:	24 Worklist Smp#: 25
Purge Vol:	5.000 mL	Dil. Factor:	1.0000
Method:	8260624W6	Limit Group:	VOA - 8260C DKQP Water and Solid
Column:	Rtx-624 (0.25 mm)	Detector	MS SCAN

63 Trichloroethene, CAS: 79-01-6

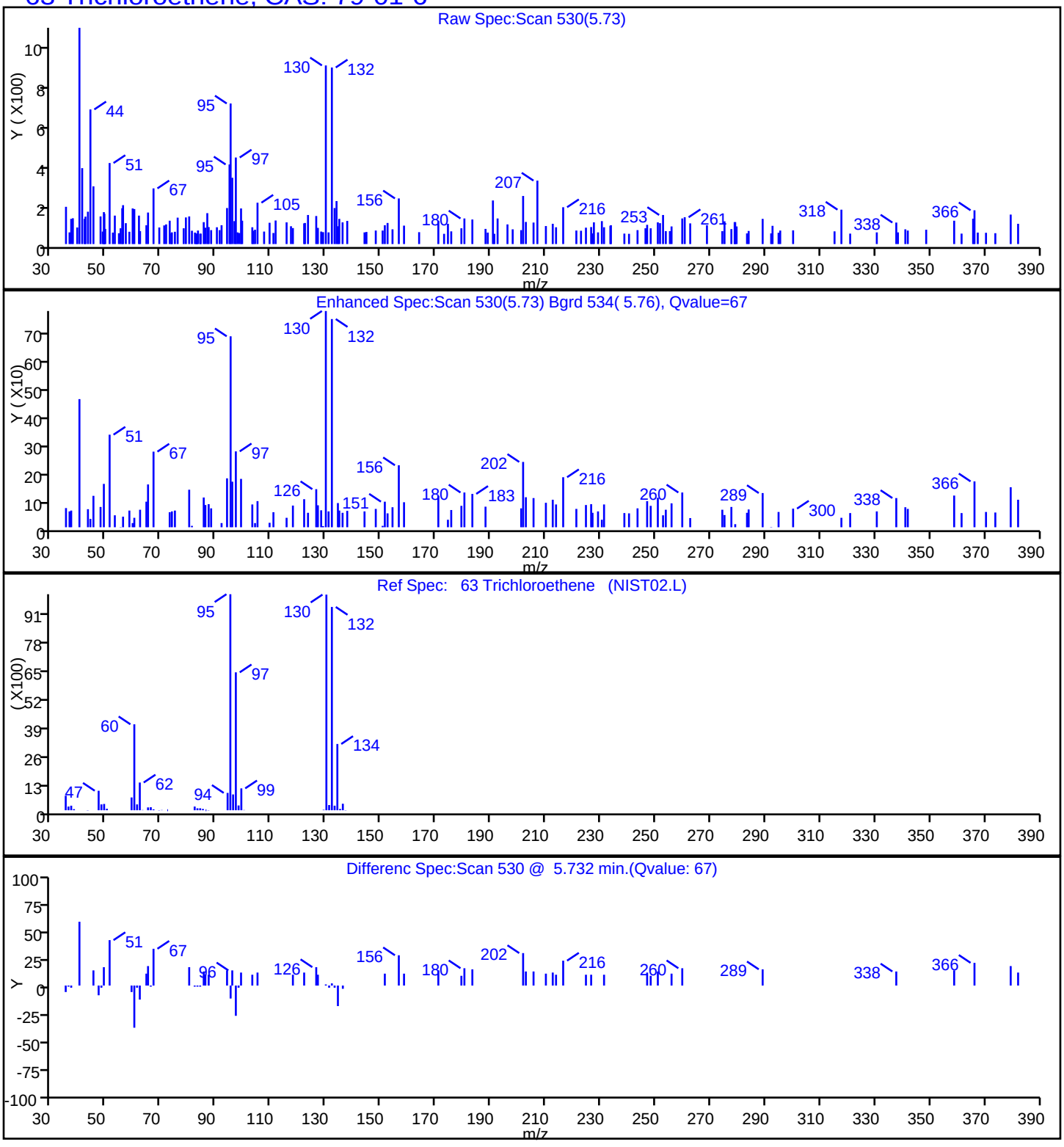

User Disabled Compound Report

TestAmerica Edison

Data File:	\\ChromNA\Edison\ChromData\CVOAMS6\20180309-68556.b\F60607.D		
Injection Date:	09-Mar-2018 19:29:30	Instrument ID:	CVOAMS6
Lims ID:	460-151079-A-32	Lab Sample ID:	460-151079-32
Client ID:	MW-547S		
Operator ID:		ALS Bottle#:	24 Worklist Smp#: 25
Purge Vol:	5.000 mL	Dil. Factor:	1.0000
Method:	8260624W6	Limit Group:	VOA - 8260C DKQP Water and Solid
Column:	Rtx-624 (0.25 mm)	Detector	MS SCAN

82 1,1,2-Trichloroethane, CAS: 79-00-5

Processing Results

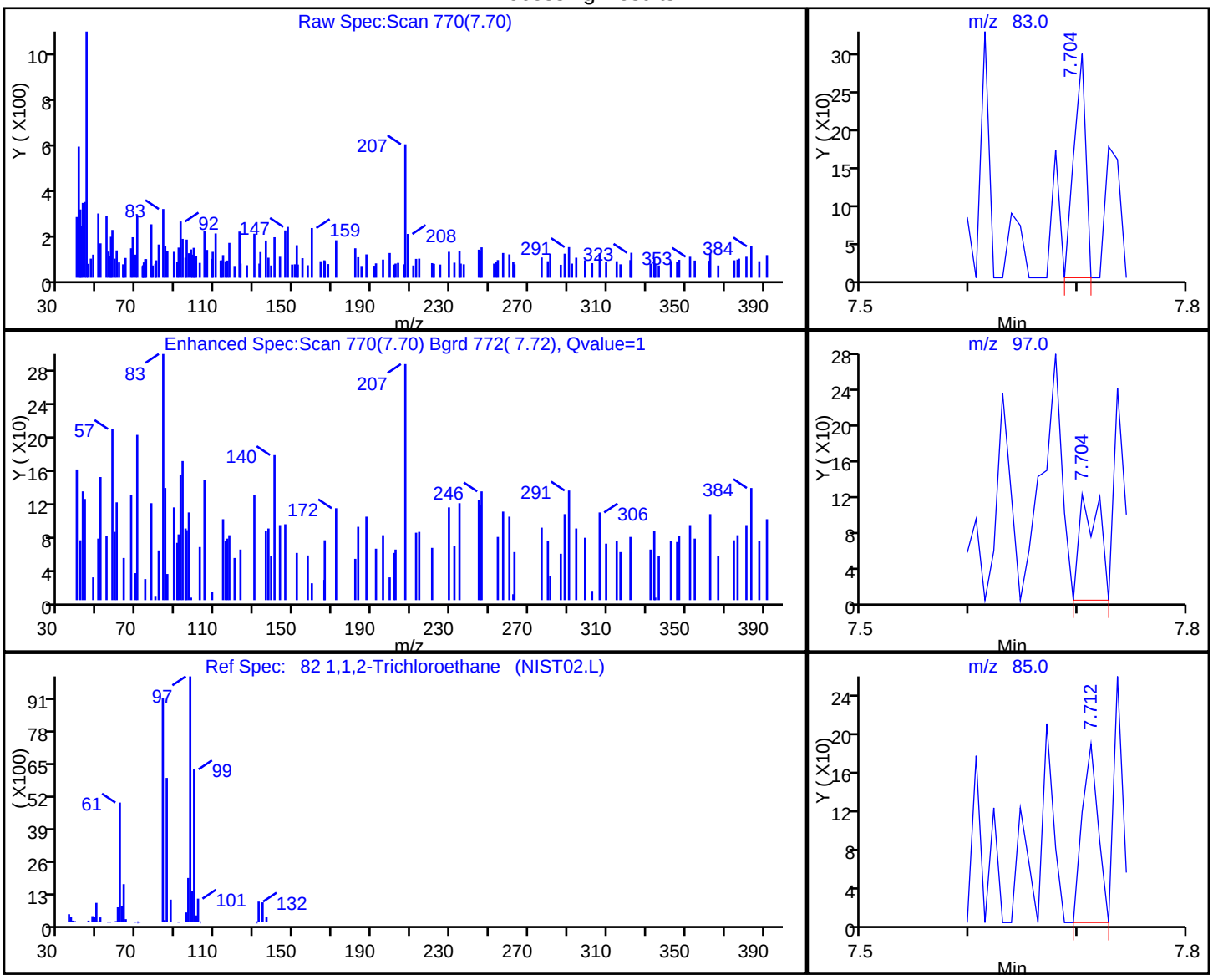

RT	Mass	Response	Amount
7.70	83.00	221	0.083990
7.70	97.00	152	
7.71	85.00	186	

Reviewer: delpolitov, 12-Mar-2018 17:50:23

Audit Action: Marked Compound Undetected Audit Reason: Invalid Compound ID

User Disabled Compound Report

TestAmerica Edison

Data File:	\\ChromNA\Edison\ChromData\CVOAMS6\20180309-68556.b\F60607.D		
Injection Date:	09-Mar-2018 19:29:30	Instrument ID:	CVOAMS6
Lims ID:	460-151079-A-32	Lab Sample ID:	460-151079-32
Client ID:	MW-547S		
Operator ID:		ALS Bottle#:	24 Worklist Smp#: 25
Purge Vol:	5.000 mL	Dil. Factor:	1.0000
Method:	8260624W6	Limit Group:	VOA - 8260C DKQP Water and Solid
Column:	Rtx-624 (0.25 mm)	Detector	MS SCAN

124 1,2-Dibromo-3-Chloropropane, CAS: 96-12-8

Processing Results

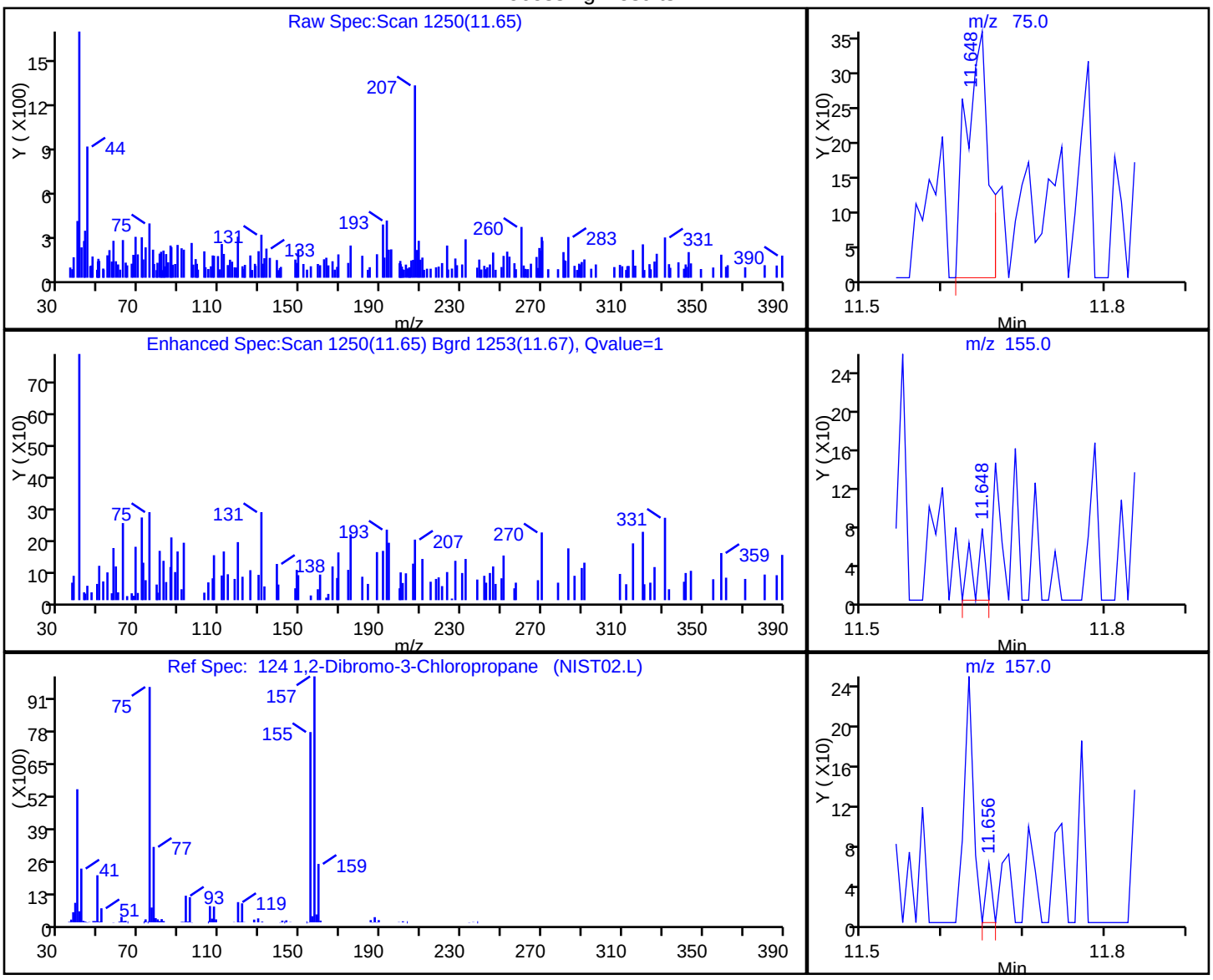

RT	Mass	Response	Amount
11.65	75.00	670	0.649527
11.65	155.00	67	
11.66	157.00	29	

Reviewer: delpolitov, 12-Mar-2018 17:50:23

Audit Action: Marked Compound Undetected Audit Reason: Invalid Compound ID

User Disabled Compound Report

TestAmerica Edison

Data File:	\\ChromNA\Edison\ChromData\CVOAMS6\20180309-68556.b\F60607.D		
Injection Date:	09-Mar-2018 19:29:30	Instrument ID:	CVOAMS6
Lims ID:	460-151079-A-32	Lab Sample ID:	460-151079-32
Client ID:	MW-547S		
Operator ID:		ALS Bottle#:	24 Worklist Smp#: 25
Purge Vol:	5.000 mL	Dil. Factor:	1.0000
Method:	8260624W6	Limit Group:	VOA - 8260C DKQP Water and Solid
Column:	Rtx-624 (0.25 mm)	Detector	MS SCAN

59 1,2-Dichloroethane, CAS: 107-06-2

Processing Results

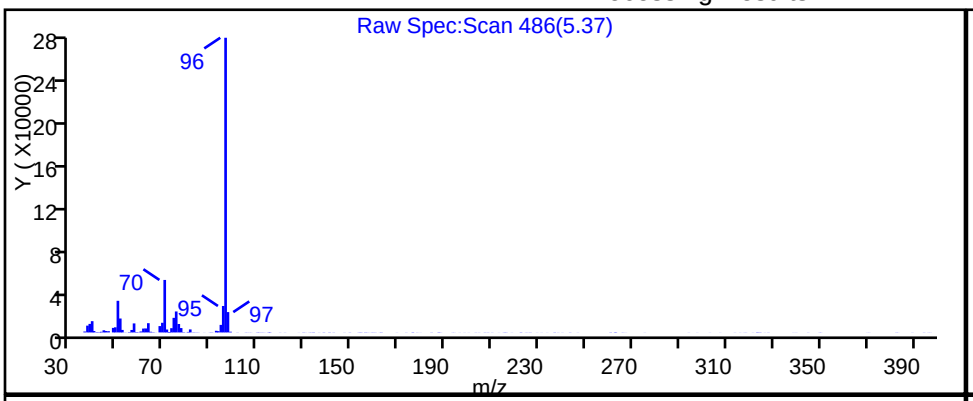

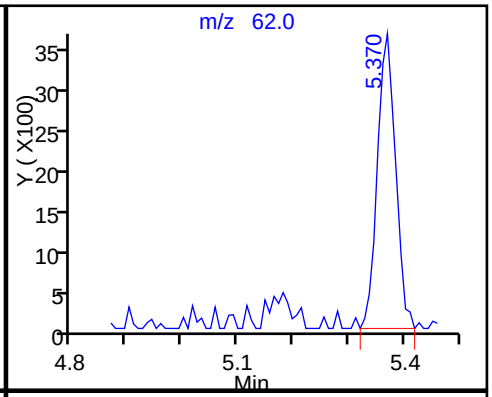

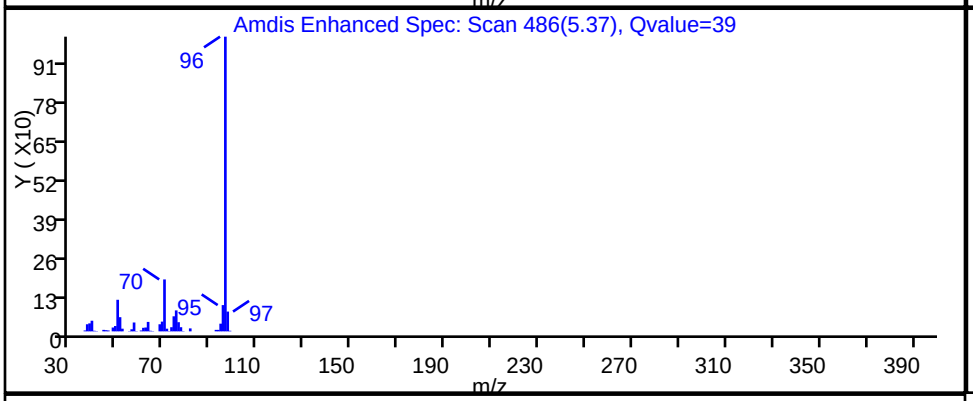

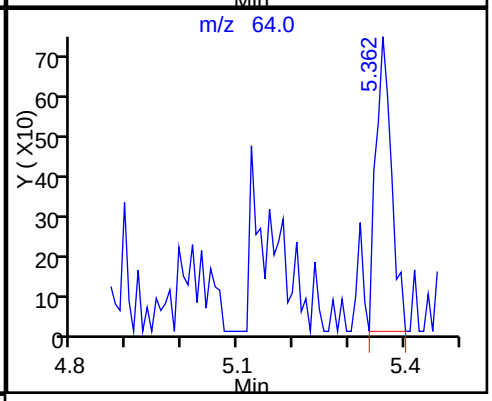

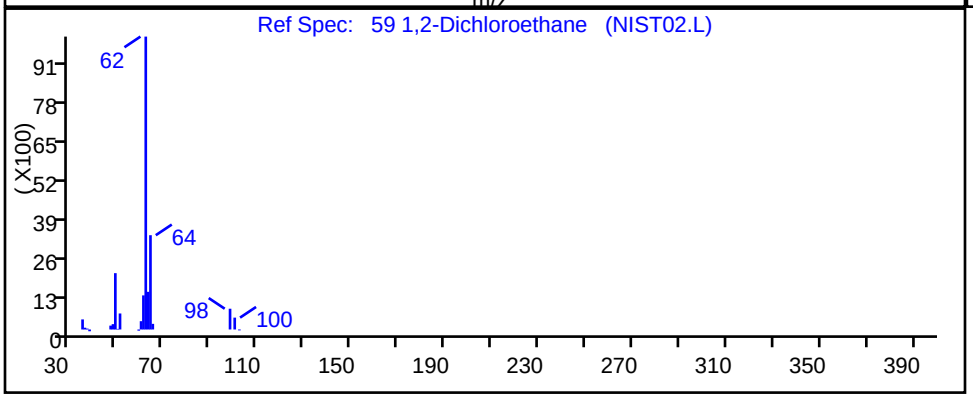

RT	Mass	Response	Amount
5.37	62.00	8343	1.748255
5.36	64.00	1460	

Reviewer: delpolitov, 12-Mar-2018 17:50:23

Audit Action: Marked Compound Undetected Audit Reason: Invalid Compound ID

User Disabled Compound Report

TestAmerica Edison

Data File:	\\ChromNA\Edison\ChromData\CVOAMS6\20180309-68556.b\F60607.D		
Injection Date:	09-Mar-2018 19:29:30	Instrument ID:	CVOAMS6
Lims ID:	460-151079-A-32	Lab Sample ID:	460-151079-32
Client ID:	MW-547S		
Operator ID:		ALS Bottle#:	24 Worklist Smp#: 25
Purge Vol:	5.000 mL	Dil. Factor:	1.0000
Method:	8260624W6	Limit Group:	VOA - 8260C DKQP Water and Solid
Column:	Rtx-624 (0.25 mm)	Detector	MS SCAN

115 1,3-Dichlorobenzene, CAS: 541-73-1

Processing Results

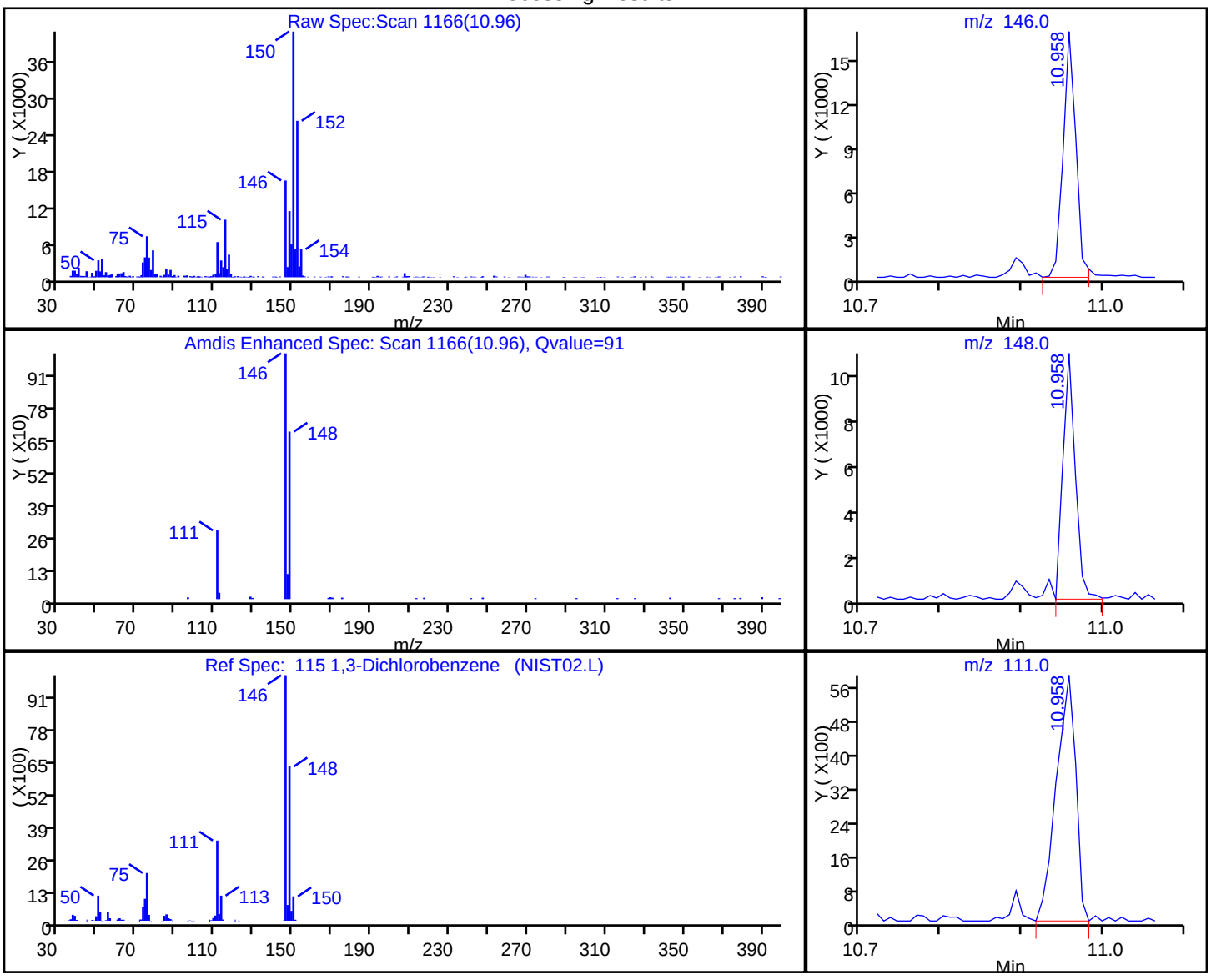

RT	Mass	Response	Amount
10.96	146.00	17502	1.758036
10.96	148.00	11692	
10.96	111.00	9777	

Reviewer: delpolitov, 12-Mar-2018 17:50:23

Audit Action: Marked Compound Undetected Audit Reason: Invalid Compound ID

Manual Integration/User Assign Peak Report

TestAmerica Edison

Data File:	\\ChromNA\Edison\ChromData\CVOAMS6\20180309-68556.b\F60607.D		
Injection Date:	09-Mar-2018 19:29:30	Instrument ID:	CVOAMS6
Lims ID:	460-151079-A-32	Lab Sample ID:	460-151079-32
Client ID:	MW-547S		
Operator ID:		ALS Bottle#:	24 Worklist Smp#: 25
Purge Vol:	5.000 mL	Dil. Factor:	1.0000
Method:	8260624W6	Limit Group:	VOA - 8260C DKQP Water and Solid
Column:	Rtx-624 (0.25 mm)	Detector	MS SCAN

117 1,4-Dichlorobenzene, CAS: 106-46-7

Signal: 1

Processing Integration Results

RT: 11.20
Area: 4387
Amount: 0.426577
Amount Units: ug/l

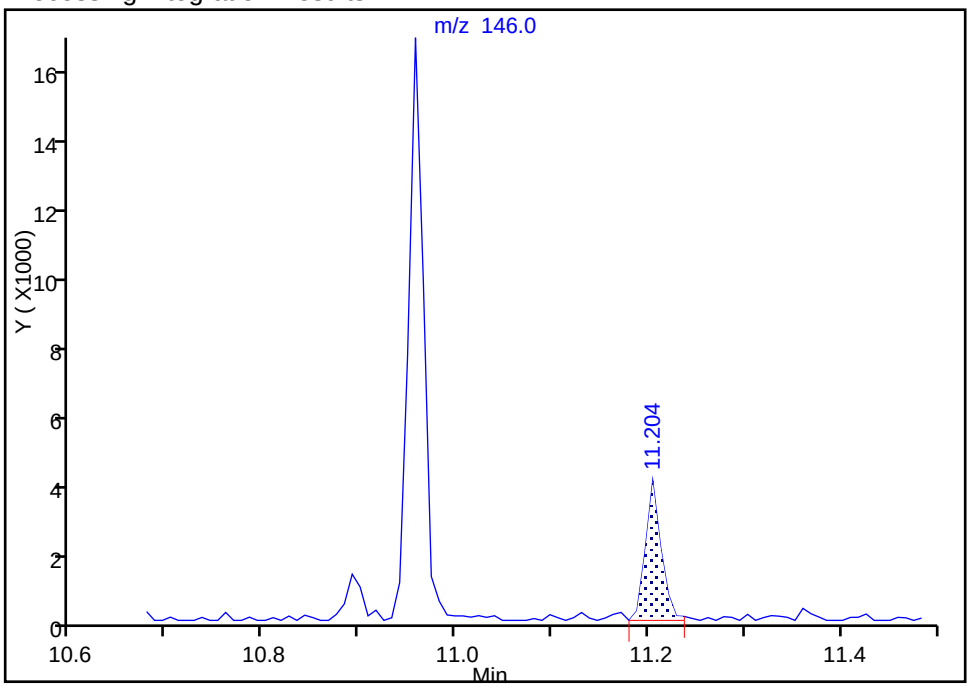

Manual Integration Results

RT: 10.96
Area: 17502
Amount: 1.701837
Amount Units: ug/l

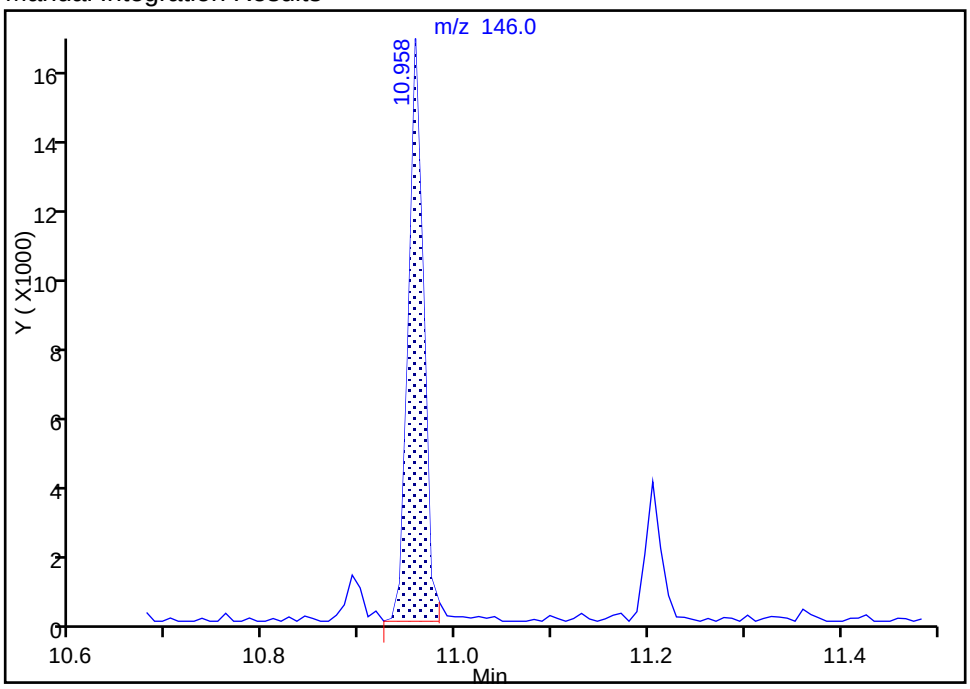

Reviewer: delpolitov, 12-Mar-2018 17:50:17

Audit Action: Assigned Compound ID Audit Reason: Incomplete Integration

User Disabled Compound Report

TestAmerica Edison

Data File:	\\ChromNA\Edison\ChromData\CVOAMS6\20180309-68556.b\F60607.D		
Injection Date:	09-Mar-2018 19:29:30	Instrument ID:	CVOAMS6
Lims ID:	460-151079-A-32	Lab Sample ID:	460-151079-32
Client ID:	MW-547S		
Operator ID:		ALS Bottle#:	24 Worklist Smp#: 25
Purge Vol:	5.000 mL	Dil. Factor:	1.0000
Method:	8260624W6	Limit Group:	VOA - 8260C DKQP Water and Solid
Column:	Rtx-624 (0.25 mm)	Detector	MS SCAN

69 1,4-Dioxane, CAS: 123-91-1

Processing Results

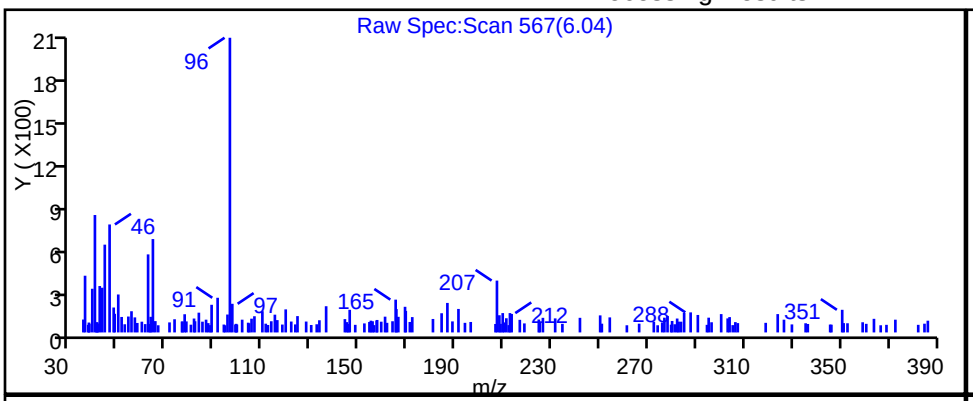

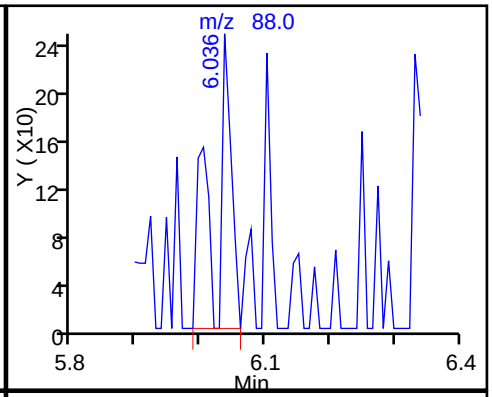

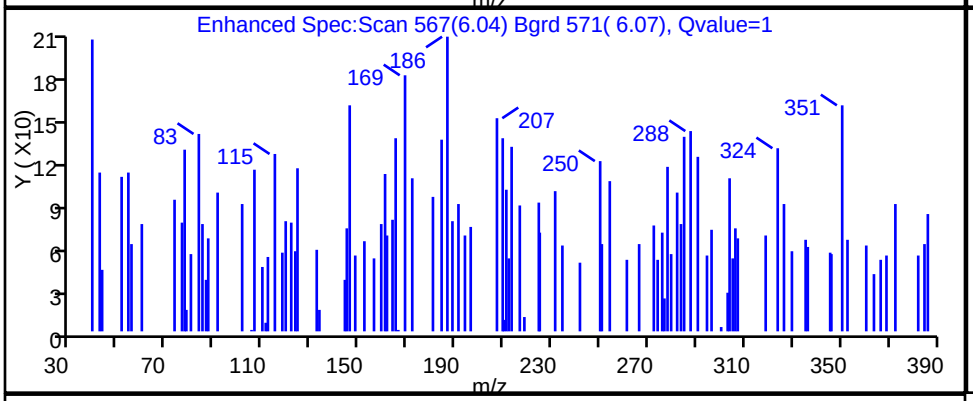

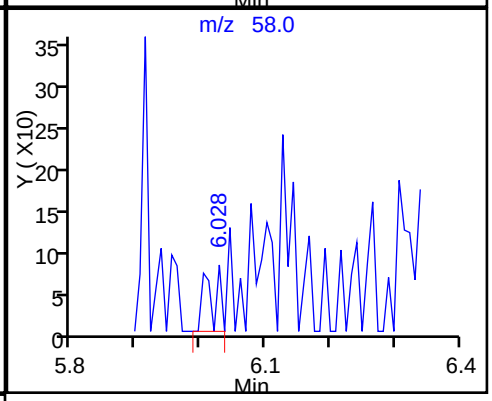

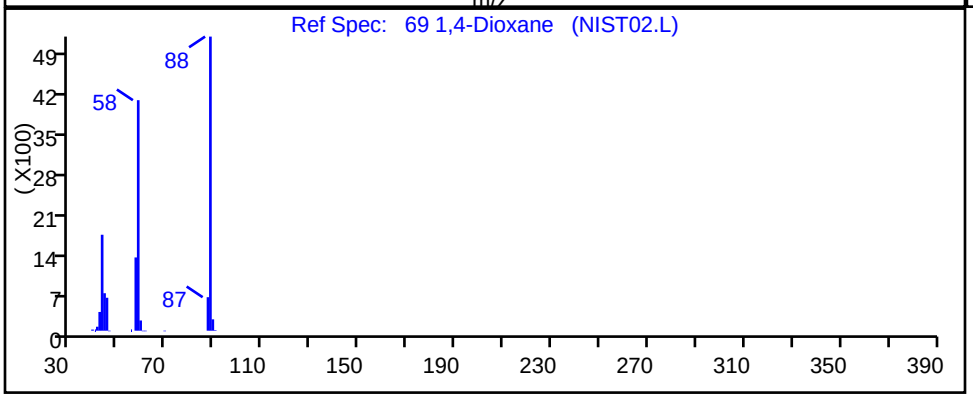

RT	Mass	Response	Amount
6.04	88.00	433	12.857356
6.03	58.00	104	

Reviewer: delpolitov, 12-Mar-2018 17:50:23

Audit Action: Marked Compound Undetected Audit Reason: Invalid Compound ID

User Disabled Compound Report

TestAmerica Edison

Data File:	\\ChromNA\Edison\ChromData\CVOAMS6\20180309-68556.b\F60607.D		
Injection Date:	09-Mar-2018 19:29:30	Instrument ID:	CVOAMS6
Lims ID:	460-151079-A-32	Lab Sample ID:	460-151079-32
Client ID:	MW-547S		
Operator ID:		ALS Bottle#:	24 Worklist Smp#: 25
Purge Vol:	5.000 mL	Dil. Factor:	1.0000
Method:	8260624W6	Limit Group:	VOA - 8260C DKQP Water and Solid
Column:	Rtx-624 (0.25 mm)	Detector	MS SCAN

41 2-Butanone (MEK), CAS: 78-93-3

Processing Results

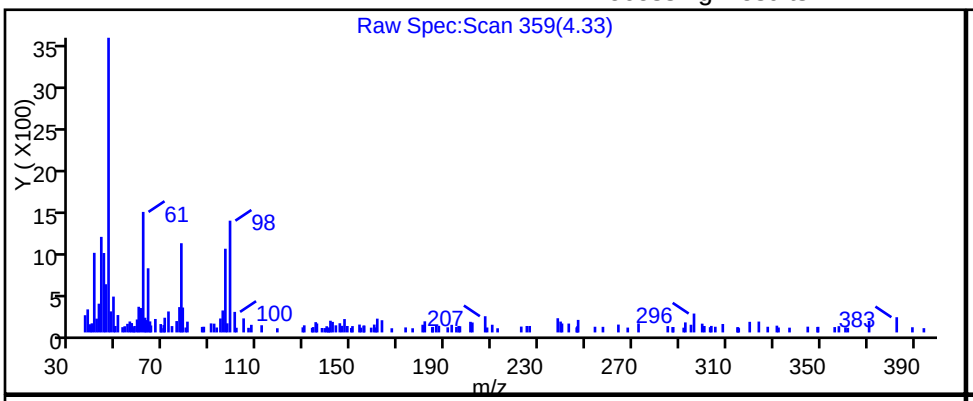

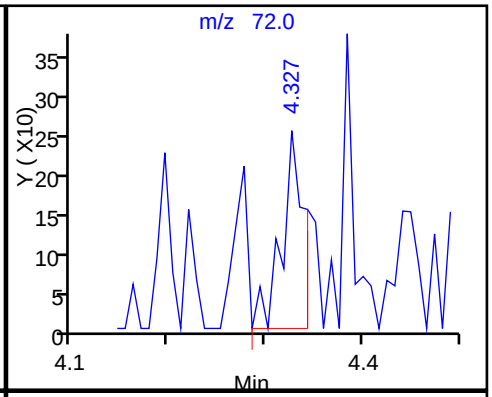

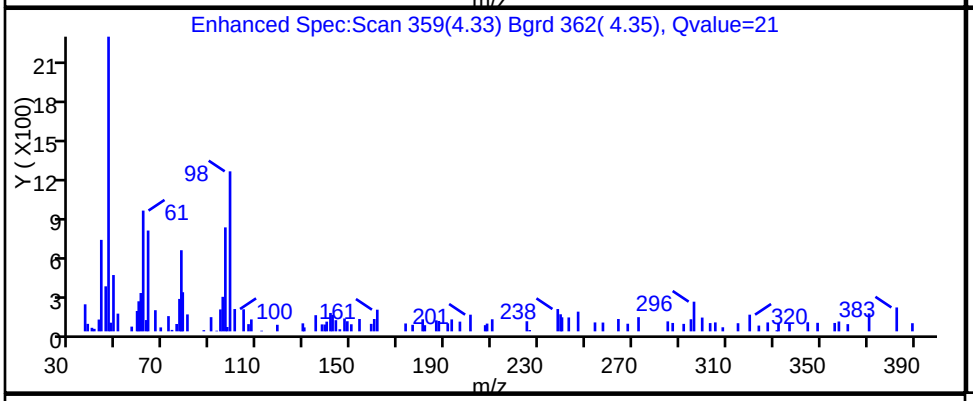

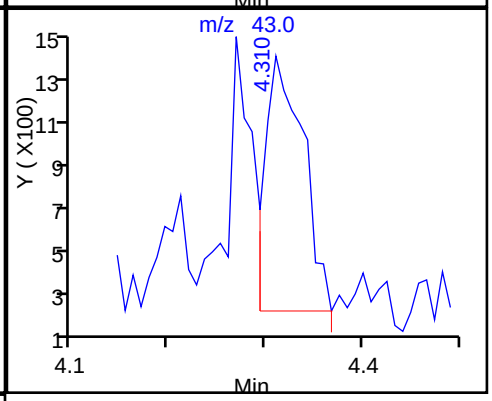

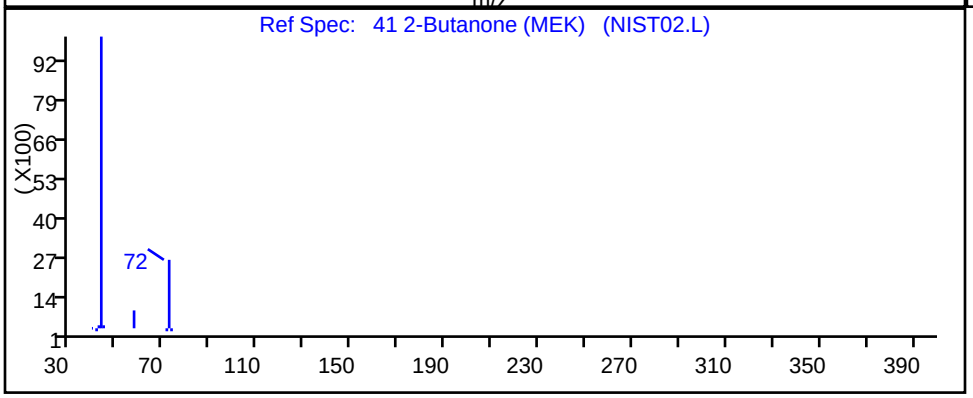

RT	Mass	Response	Amount
4.33	72.00	394	2.970976
4.31	43.00	3202	

Reviewer: delpolitov, 12-Mar-2018 17:50:23

Audit Action: Marked Compound Undetected Audit Reason: Invalid Compound ID

User Disabled Compound Report

TestAmerica Edison

Data File:	\\ChromNA\Edison\ChromData\CVOAMS6\20180309-68556.b\F60607.D		
Injection Date:	09-Mar-2018 19:29:30	Instrument ID:	CVOAMS6
Lims ID:	460-151079-A-32	Lab Sample ID:	460-151079-32
Client ID:	MW-547S		
Operator ID:		ALS Bottle#:	24 Worklist Smp#: 25
Purge Vol:	5.000 mL	Dil. Factor:	1.0000
Method:	8260624W6	Limit Group:	VOA - 8260C DKQP Water and Solid
Column:	Rtx-624 (0.25 mm)	Detector	MS SCAN

6 Bromomethane, CAS: 74-83-9

Processing Results

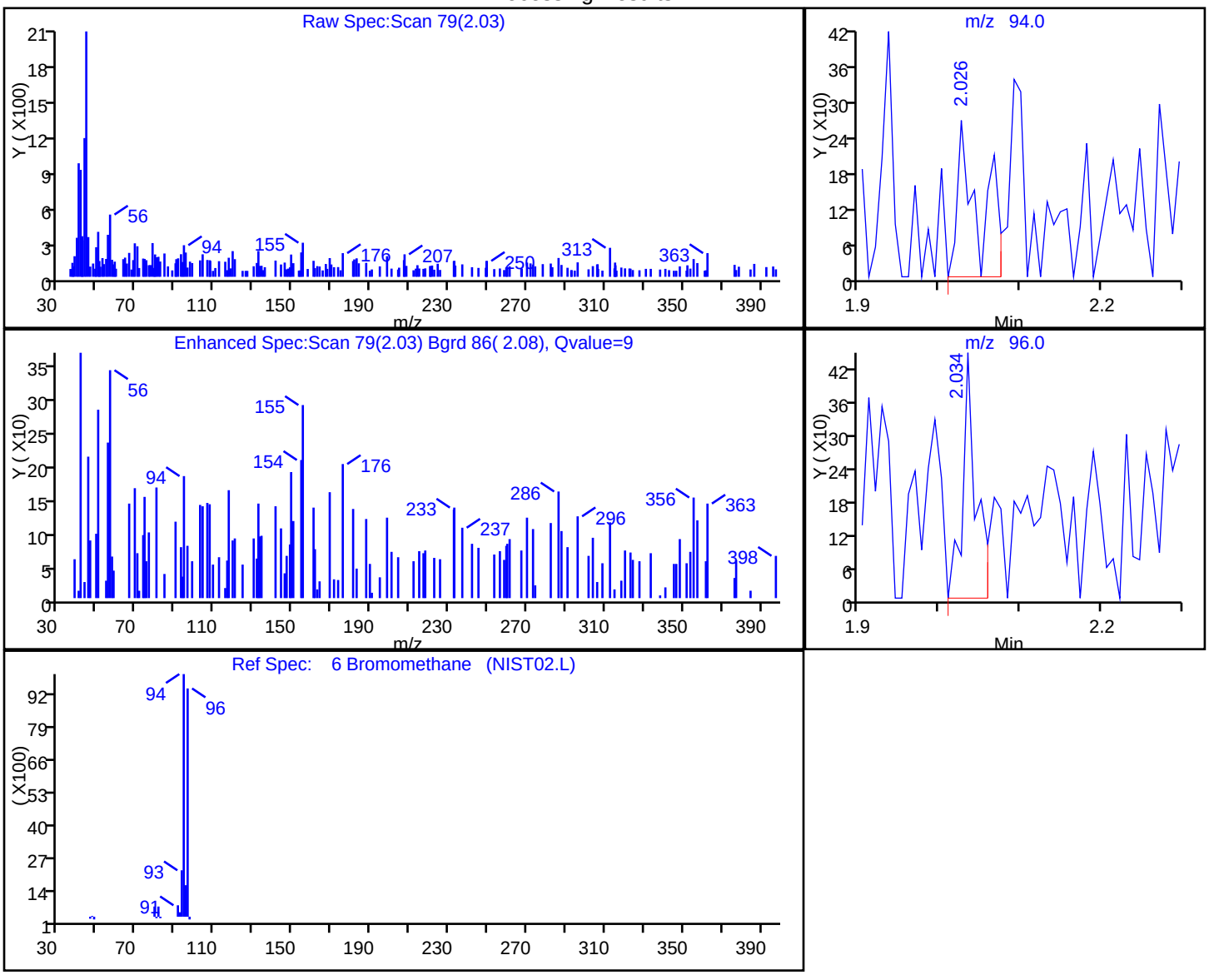

RT	Mass	Response	Amount
2.03	94.00	506	0.186123
2.03	96.00	520	

Reviewer: delpolitov, 12-Mar-2018 17:50:23

Audit Action: Marked Compound Undetected Audit Reason: Invalid Compound ID

User Disabled Compound Report

TestAmerica Edison

Data File:	\\ChromNA\Edison\ChromData\CVOAMS6\20180309-68556.b\F60607.D		
Injection Date:	09-Mar-2018 19:29:30	Instrument ID:	CVOAMS6
Lims ID:	460-151079-A-32	Lab Sample ID:	460-151079-32
Client ID:	MW-547S		
Operator ID:		ALS Bottle#:	24 Worklist Smp#: 25
Purge Vol:	5.000 mL	Dil. Factor:	1.0000
Method:	8260624W6	Limit Group:	VOA - 8260C DKQP Water and Solid
Column:	Rtx-624 (0.25 mm)	Detector	MS SCAN

24 Methyl acetate, CAS: 79-20-9

Processing Results

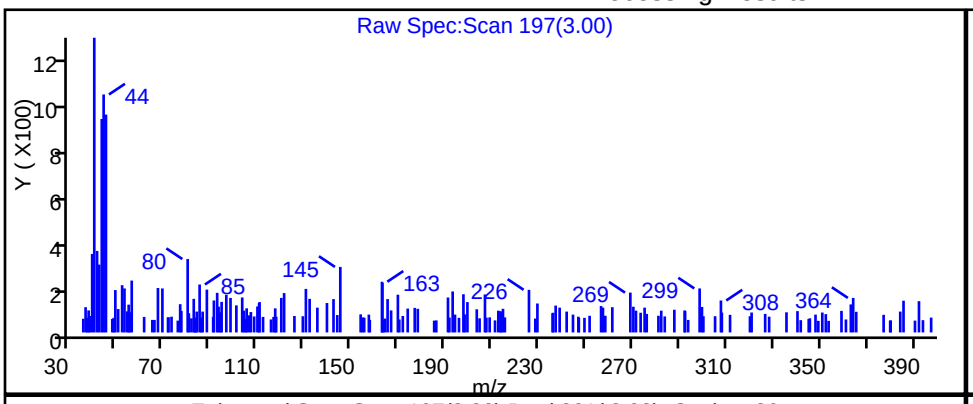

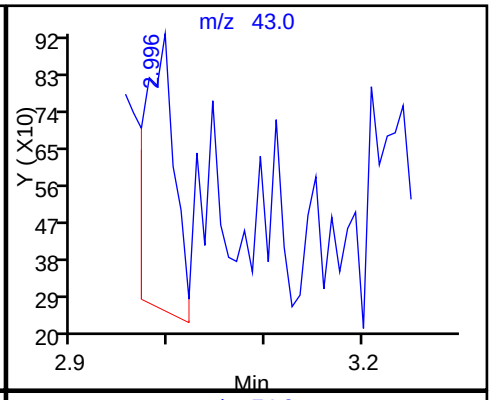

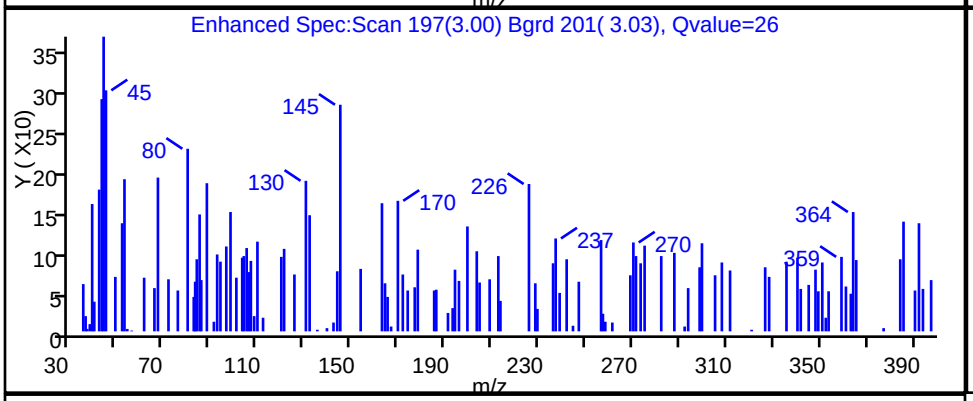

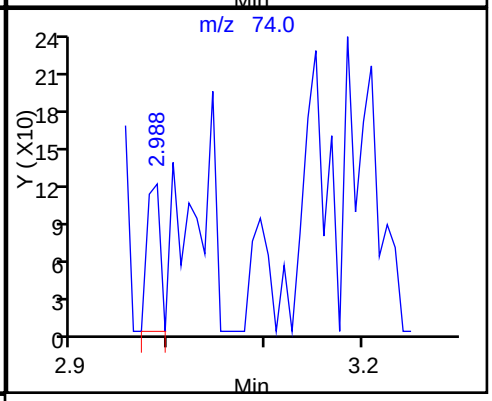

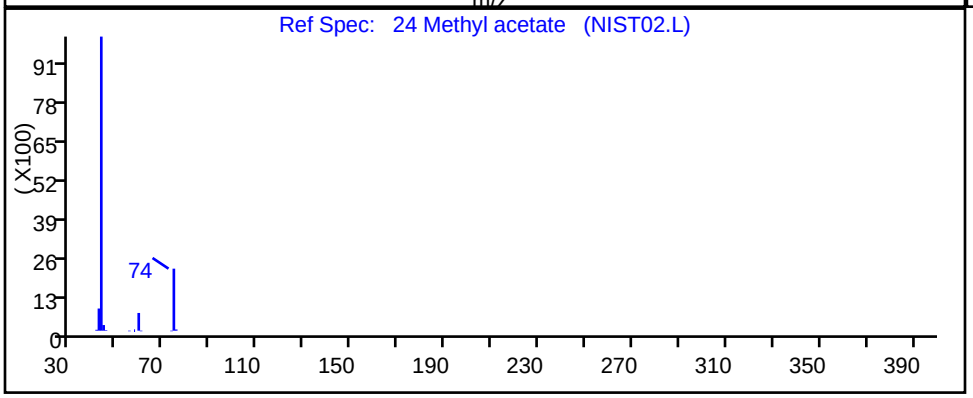

RT	Mass	Response	Amount
3.00	43.00	1410	0.600502
2.99	74.00	110	

Reviewer: delpolitov, 12-Mar-2018 17:50:23

Audit Action: Marked Compound Undetected Audit Reason: Invalid Compound ID

Manual Integration/User Assign Peak Report

TestAmerica Edison

Data File:	\\ChromNA\Edison\ChromData\CVOAMS6\20180309-68556.b\F60607.D		
Injection Date:	09-Mar-2018 19:29:30	Instrument ID:	CVOAMS6
Lims ID:	460-151079-A-32	Lab Sample ID:	460-151079-32
Client ID:	MW-547S		
Operator ID:		ALS Bottle#:	24 Worklist Smp#: 25
Purge Vol:	5.000 mL	Dil. Factor:	1.0000
Method:	8260624W6	Limit Group:	VOA - 8260C DKQP Water and Solid
Column:	Rtx-624 (0.25 mm)	Detector	MS SCAN

63 Trichloroethene, CAS: 79-01-6

Signal: 1

Processing Integration Results

RT: 5.73
Area: 1044
Amount: 0.276663
Amount Units: ug/l

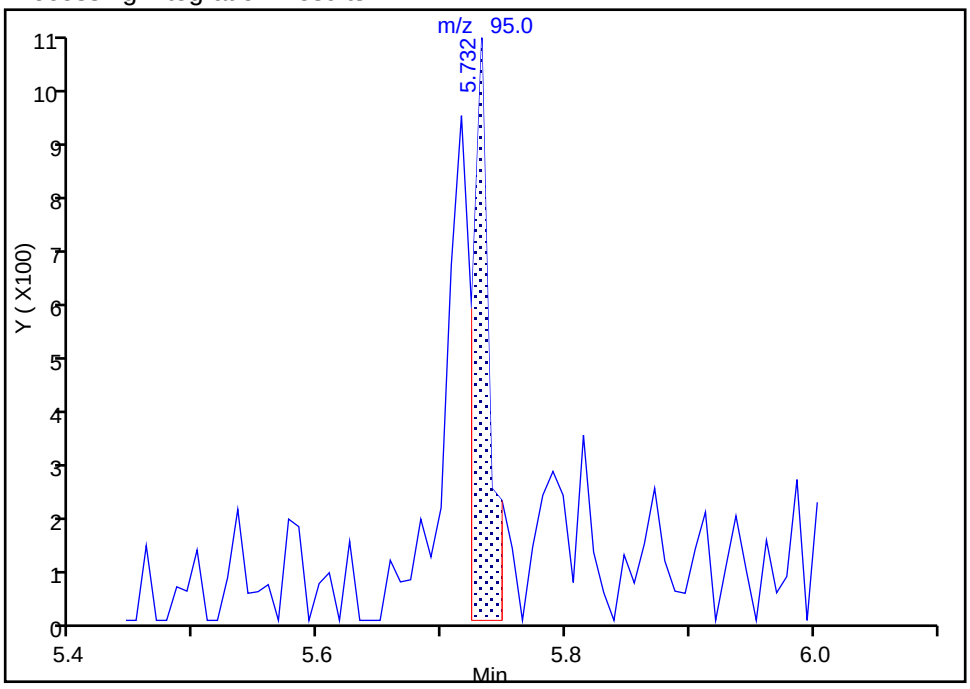

Manual Integration Results

RT: 5.73
Area: 2052
Amount: 0.543787
Amount Units: ug/l

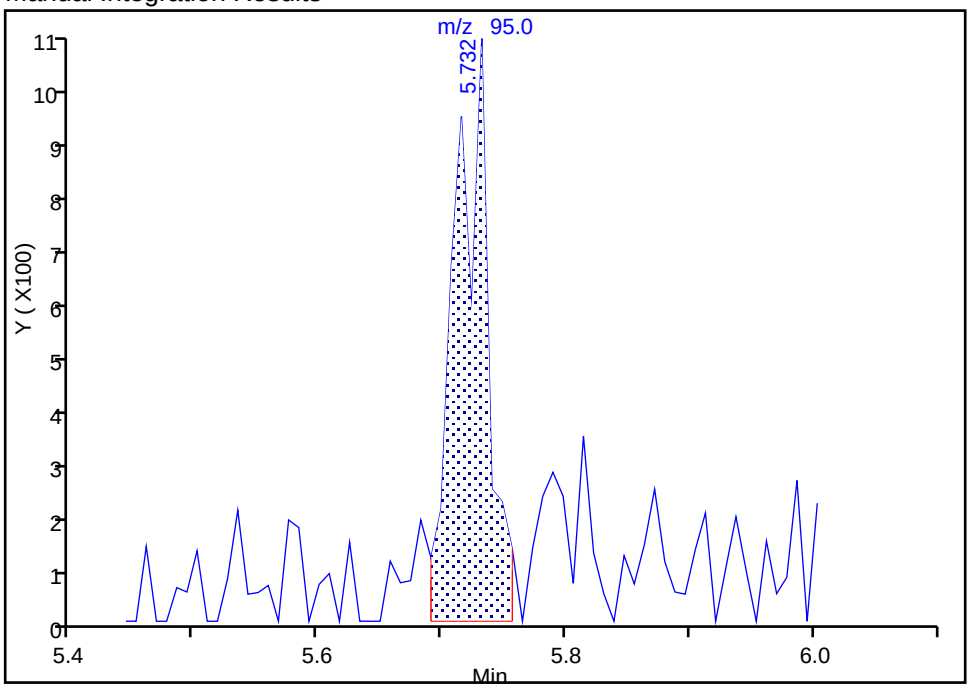

Reviewer: delpolitov, 12-Mar-2018 17:50:03

Audit Action: Manually Integrated Audit Reason: Incomplete Integration

User Disabled Compound Report

TestAmerica Edison

Data File:	\\ChromNA\Edison\ChromData\CVOAMS6\20180309-68556.b\F60607.D		
Injection Date:	09-Mar-2018 19:29:30	Instrument ID:	CVOAMS6
Lims ID:	460-151079-A-32	Lab Sample ID:	460-151079-32
Client ID:	MW-547S		
Operator ID:		ALS Bottle#:	24 Worklist Smp#: 25
Purge Vol:	5.000 mL	Dil. Factor:	1.0000
Method:	8260624W6	Limit Group:	VOA - 8260C DKQP Water and Solid
Column:	Rtx-624 (0.25 mm)	Detector	MS SCAN

4 Vinyl chloride, CAS: 75-01-4

Processing Results

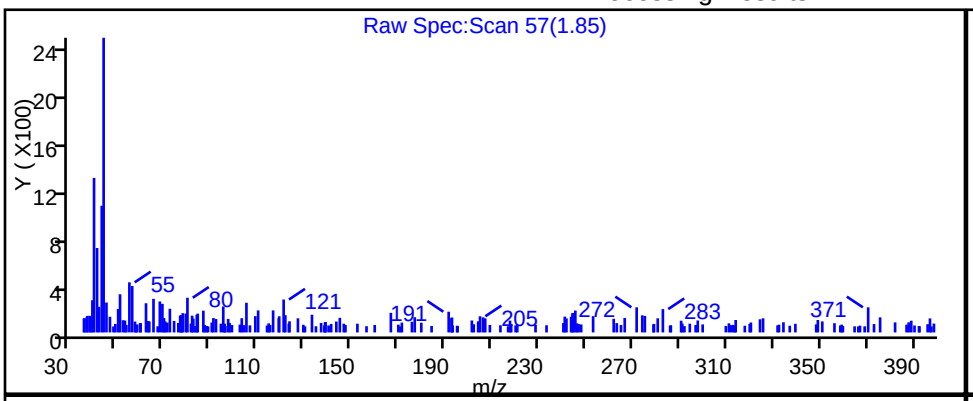

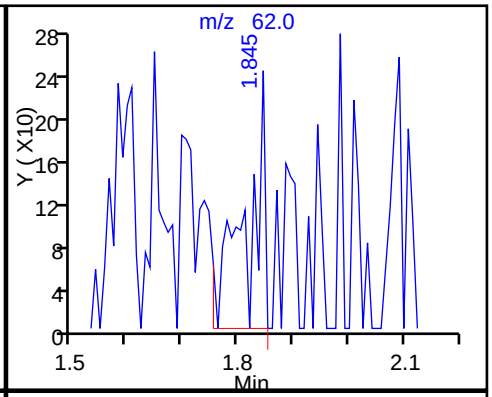

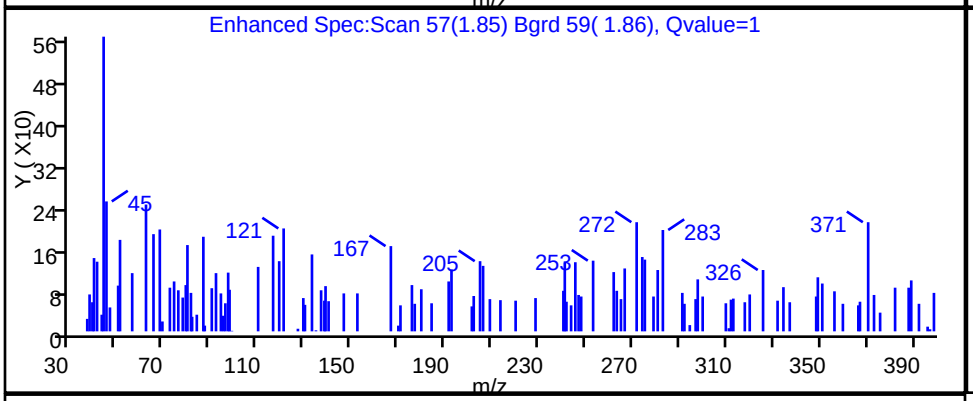

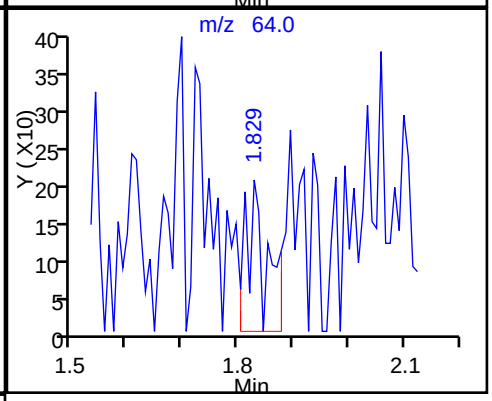

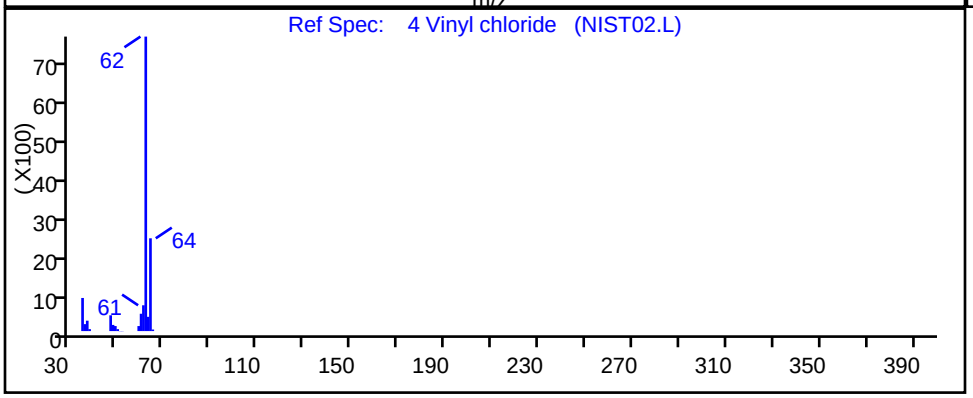

RT	Mass	Response	Amount
1.85	62.00	528	0.123291
1.83	64.00	522	

Reviewer: delpolitov, 12-Mar-2018 17:50:23

Audit Action: Marked Compound Undetected Audit Reason: Invalid Compound ID

FORM I
GC/MS VOA ORGANICS ANALYSIS DATA SHEET

Lab Name: TestAmerica Edison | Job No.: 460-151079-1

SDG No.:

Client Sample ID: MW-547I | Lab Sample ID: 460-151079-33

Matrix: Water | Lab File ID: F60608.D

Analysis Method: 8260C | Date Collected: 02/27/2018 13:35

Sample wt/vol: 5(mL) | Date Analyzed: 03/09/2018 19:53

Soil Aliquot Vol: | Dilution Factor: 1

Soil Extract Vol.: | GC Column: Rtx-624 ID: 0.25(mm)

% Moisture: | Level: (low/med) Low

Analysis Batch No.: 502418 | Units: ug/L

CAS NO.	COMPOUND NAME	RESULT	Q	RL	MDL
71-55-6	1,1,1-Trichloroethane	0.28	U	1.0	0.28
79-34-5	1,1,2,2-Tetrachloroethane	0.19	U	1.0	0.19
79-00-5	1,1,2-Trichloroethane	0.080	U	1.0	0.080
75-34-3	1,1-Dichloroethane	0.24	U	1.0	0.24
75-35-4	1,1-Dichloroethene	0.34	U	1.0	0.34
87-61-6	1,2,3-Trichlorobenzene	0.35	U	1.0	0.35
120-82-1	1,2,4-Trichlorobenzene	0.27	U	1.0	0.27
96-12-8	1,2-Dibromo-3-Chloropropane	0.23	U	1.0	0.23
106-93-4	1,2-Dibromoethane	0.19	U	1.0	0.19
95-50-1	1,2-Dichlorobenzene	0.22	U	1.0	0.22
107-06-2	1,2-Dichloroethane	0.25	U	1.0	0.25
78-87-5	1,2-Dichloropropane	0.18	U	1.0	0.18
541-73-1	1,3-Dichlorobenzene	0.33	U	1.0	0.33
106-46-7	1,4-Dichlorobenzene	0.33	U	1.0	0.33
123-91-1	1,4-Dioxane	8.7	U	50	8.7
78-93-3	2-Butanone	2.2	U	5.0	2.2
591-78-6	2-Hexanone	0.72	U	5.0	0.72
108-10-1	4-Methyl-2-pentanone	0.63	U	5.0	0.63
67-64-1	Acetone	1.1	U	5.0	1.1
71-43-2	Benzene	0.090	U	1.0	0.090
74-97-5	Bromochloromethane	0.30	U	1.0	0.30
75-27-4	Bromodichloromethane	0.15	U	1.0	0.15
75-25-2	Bromoform	0.18	U	1.0	0.18
74-83-9	Bromomethane	0.18	U	1.0	0.18
75-15-0	Carbon disulfide	0.22	U	1.0	0.22
56-23-5	Carbon tetrachloride	0.33	U	1.0	0.33
108-90-7	Chlorobenzene	0.24	U	1.0	0.24
75-00-3	Chloroethane	0.37	U	1.0	0.37
67-66-3	Chloroform	0.22	U	1.0	0.22
74-87-3	Chloromethane	0.22	U	1.0	0.22
156-59-2	cis-1,2-Dichloroethene	1.2		1.0	0.26
10061-01-5	cis-1,3-Dichloropropene	0.16	U	1.0	0.16
110-82-7	Cyclohexane	0.26	U	1.0	0.26
124-48-1	Dibromochloromethane	0.22	U	1.0	0.22
75-71-8	Dichlorodifluoromethane	0.14	U	1.0	0.14
100-41-4	Ethylbenzene	0.30	U	1.0	0.30

FORM I
GC/MS VOA ORGANICS ANALYSIS DATA SHEET

Lab Name: TestAmerica Edison | Job No.: 460-151079-1

SDG No.:

Client Sample ID: MW-547I | Lab Sample ID: 460-151079-33

Matrix: Water | Lab File ID: F60608.D

Analysis Method: 8260C | Date Collected: 02/27/2018 13:35

Sample wt/vol: 5(mL) | Date Analyzed: 03/09/2018 19:53

Soil Aliquot Vol: | Dilution Factor: 1

Soil Extract Vol.: | GC Column: Rtx-624 ID: 0.25(mm)

% Moisture: | Level: (low/med) Low

Analysis Batch No.: 502418 | Units: ug/L

CAS NO.	COMPOUND NAME	RESULT	Q	RL	MDL
76-13-1	Freon TF	0.34	U	1.0	0.34
98-82-8	Isopropylbenzene	0.32	U	1.0	0.32
179601-23-1	m&p-Xylene	0.28	U	1.0	0.28
79-20-9	Methyl acetate	0.58	U	5.0	0.58
108-87-2	Methylcyclohexane	0.22	U	1.0	0.22
75-09-2	Methylene Chloride	0.39	J	1.0	0.21
1634-04-4	MTBE	0.13	U	1.0	0.13
95-47-6	o-Xylene	0.32	U	1.0	0.32
100-42-5	Styrene	0.17	U	1.0	0.17
127-18-4	Tetrachloroethene	0.12	U	1.0	0.12
108-88-3	Toluene	0.25	U	1.0	0.25
156-60-5	trans-1,2-Dichloroethene	0.18	U	1.0	0.18
10061-02-6	trans-1,3-Dichloropropene	0.19	U	1.0	0.19
79-01-6	Trichloroethene	4.7		1.0	0.22
75-69-4	Trichlorofluoromethane	0.15	U	1.0	0.15
75-01-4	Vinyl chloride	0.060	U	1.0	0.060

CAS NO.	SURROGATE	%REC	Q	LIMITS
17060-07-0	1,2-Dichloroethane-d4 (Surr)	103		70-130
460-00-4	Bromofluorobenzene	103		70-130
1868-53-7	Dibromofluoromethane (Surr)	104		70-130
2037-26-5	Toluene-d8 (Surr)	95		70-130

FORM I
GC/MS VOA ORGANICS ANALYSIS DATA SHEET
TENTATIVELY IDENTIFIED COMPOUNDS

Lab Name: TestAmerica Edison Job No.: 460-151079-1

SDG No.:

Client Sample ID: MW-547I Lab Sample ID: 460-151079-33

Matrix: Water Lab File ID: F60608.D

Analysis Method: 8260C Date Collected: 02/27/2018 13:35

Sample wt/vol: 5(mL) Date Analyzed: 03/09/2018 19:53

Soil Aliquot Vol: Dilution Factor: 1

Soil Extract Vol.: GC Column: Rtx-624 ID: 0.25(mm)

% Moisture: Level: (low/med) Low

Analysis Batch No.: 502418 Units: ug/L

Number TICs Found: 0 TIC Result Total: 0

CAS NO.	COMPOUND NAME	RT	RESULT	Q	MATCH QUALITY
	Tentatively Identified Compound		None		

TestAmerica Edison
Target Compound Quantitation Report

Data File: \\ChromNA\Edison\ChromData\CVOAMS6\20180309-68556.b\F60608.D
Lims ID: 460-151079-A-33
Client ID: MW-547I
Sample Type: Client
Inject. Date: 09-Mar-2018 19:53:30 ALS Bottle#: 25 Worklist Smp#: 26
Purge Vol: 5.000 mL Dil. Factor: 1.0000
Sample Info: 460-151079-A-33
Misc. Info.: 460-0068556-026
Operator ID: Instrument ID: CVOAMS6

Method: \\ChromNA\Edison\ChromData\CVOAMS6\20180309-68556.b\8260624W6.m
Limit Group: VOA - 8260C DKQP Water and Solid
Last Update: 12-Mar-2018 17:50:57 Calib Date: 09-Mar-2018 04:49:30
Integrator: RTE ID Type: Deconvolution ID
Quant Method: Internal Standard Quant By: Initial Calibration
Last ICal File: \\ChromNA\Edison\ChromData\CVOAMS6\20180309-68530.b\F60575.D

Column 1 : Rtx-624 (0.25 mm) Det: MS SCAN
Process Host: XAWRK008

First Level Reviewer: delpolitov Date: 12-Mar-2018 17:50:57

Compound	Sig	RT (min.)	Exp RT (min.)	Dlt RT (min.)	Q	Response	OnCol Amt ug/l	Flags
* 26 TBA-d9 (IS)	65	3.217	3.209	0.008	0	250790	1000.0	
27 Methylene Chloride	84	3.234	3.217	0.017	30	1464	0.3917	
* 38 2-Butanone-d5	46	4.269	4.261	0.008	0	226868	250.0	
40 cis-1,2-Dichloroethene	96	4.318	4.310	0.008	71	4421	1.19	
$ 51 Dibromofluoromethane (Surr	113	4.746	4.738	0.008	97	150333	51.9	
$ 56 1,2-Dichloroethane-d4 (Sur	65	5.091	5.091	0.000	0	158255	51.4	
* 61 Fluorobenzene	96	5.362	5.362	0.000	99	499781	50.0	
63 Trichloroethene	95	5.715	5.707	0.008	95	15647	4.65	
* 67 1,4-Dioxane-d8	96	6.060	6.052	0.008	0	28423	1000.0	
$ 78 Toluene-d8 (Surr)	98	7.030	7.022	0.008	100	488121	47.4	
* 89 Chlorobenzene-d5	117	8.821	8.813	0.008	84	424128	50.0	
$ 100 4-Bromofluorobenzene	174	10.070	10.070	0.000	96	209893	51.4	
* 116 1,4-Dichlorobenzene-d4	152	10.941	10.941	0.000	93	290582	50.0	

Reagents:

VOA6IS/SURR_00009 Amount Added: 5.00 Units: uL Run Reagent

Report Date: 12-Mar-2018 17:50:58 Chrom Revision: 2.2 08-Feb-2018 13:38:42

TestAmerica Edison

Data File: \\ChromNA\Edison\ChromData\CVOAMS6\20180309-68556.b\F60608.D

Injection Date:	09-Mar-2018 19:53:30	Instrument ID:	CVOAMS6	Operator ID:	
Lims ID:	460-151079-A-33	Lab Sample ID:	460-151079-33	Worklist Smp#:	26
Client ID:	MW-547I				
Purge Vol:	5.000 mL	Dil. Factor:	1.0000	ALS Bottle#:	25
Method:	8260624W6	Limit Group:	VOA - 8260C DKQP Water and Solid		

Column: Rtx-624 (0.25 mm)

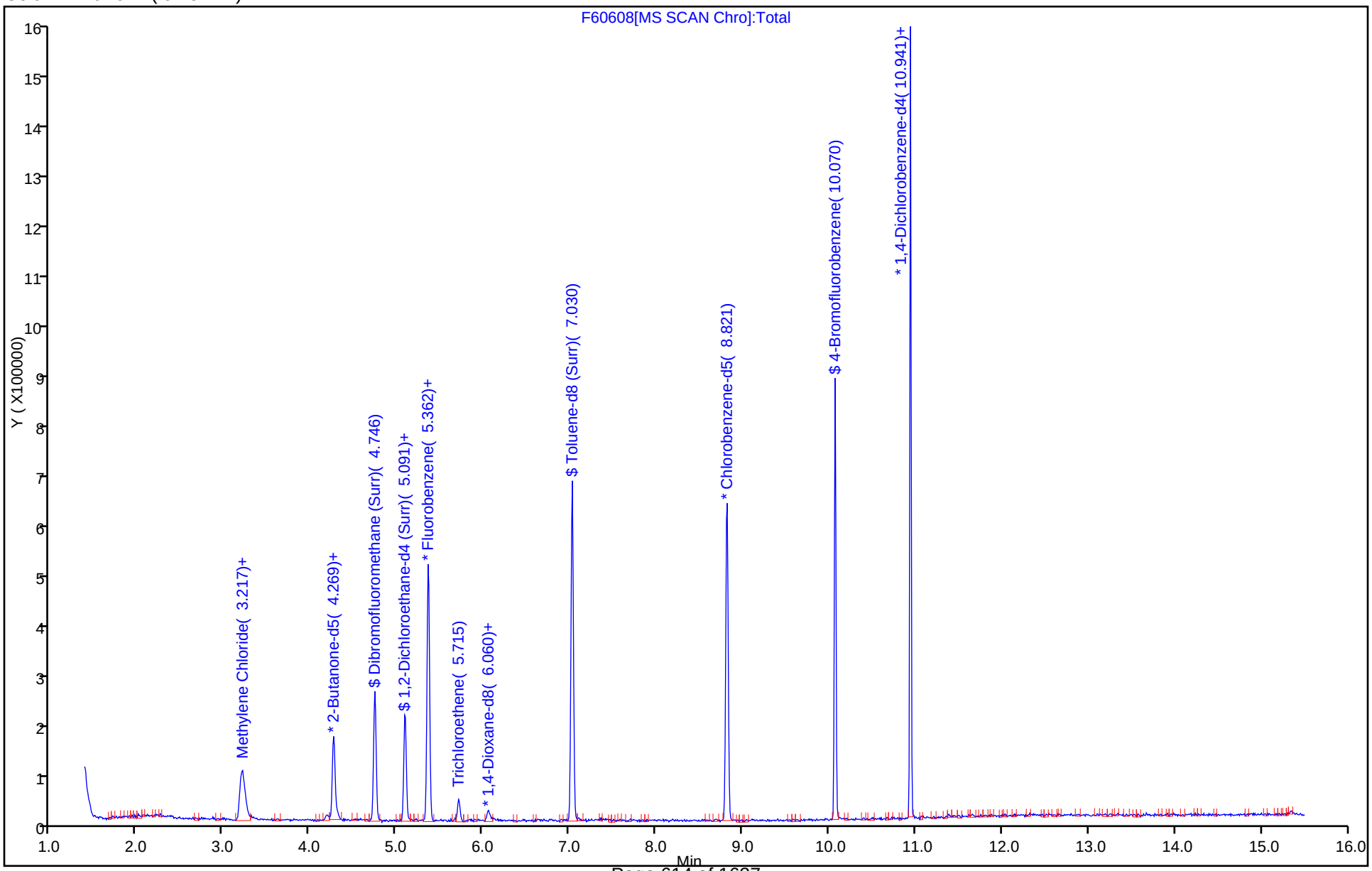

Report Date: 12-Mar-2018 17:50:58 Chrom Revision: 2.2 08-Feb-2018 13:38:42

TestAmerica Edison

Data File: \\ChromNA\Edison\ChromData\CVOAMS6\20180309-68556.b\F60608.D

Injection Date:	09-Mar-2018 19:53:30	Instrument ID:	CVOAMS6
Lims ID:	460-151079-A-33	Lab Sample ID:	460-151079-33
Client ID:	MW-547I		
Operator ID:		ALS Bottle#:	25 Worklist Smp#: 26
Purge Vol:	5.000 mL	Dil. Factor:	1.0000
Method:	8260624W6	Limit Group:	VOA - 8260C DKQP Water and Solid
Column:	Rtx-624 (0.25 mm)	Detector	MS SCAN

40 cis-1,2-Dichloroethene, CAS: 156-59-2

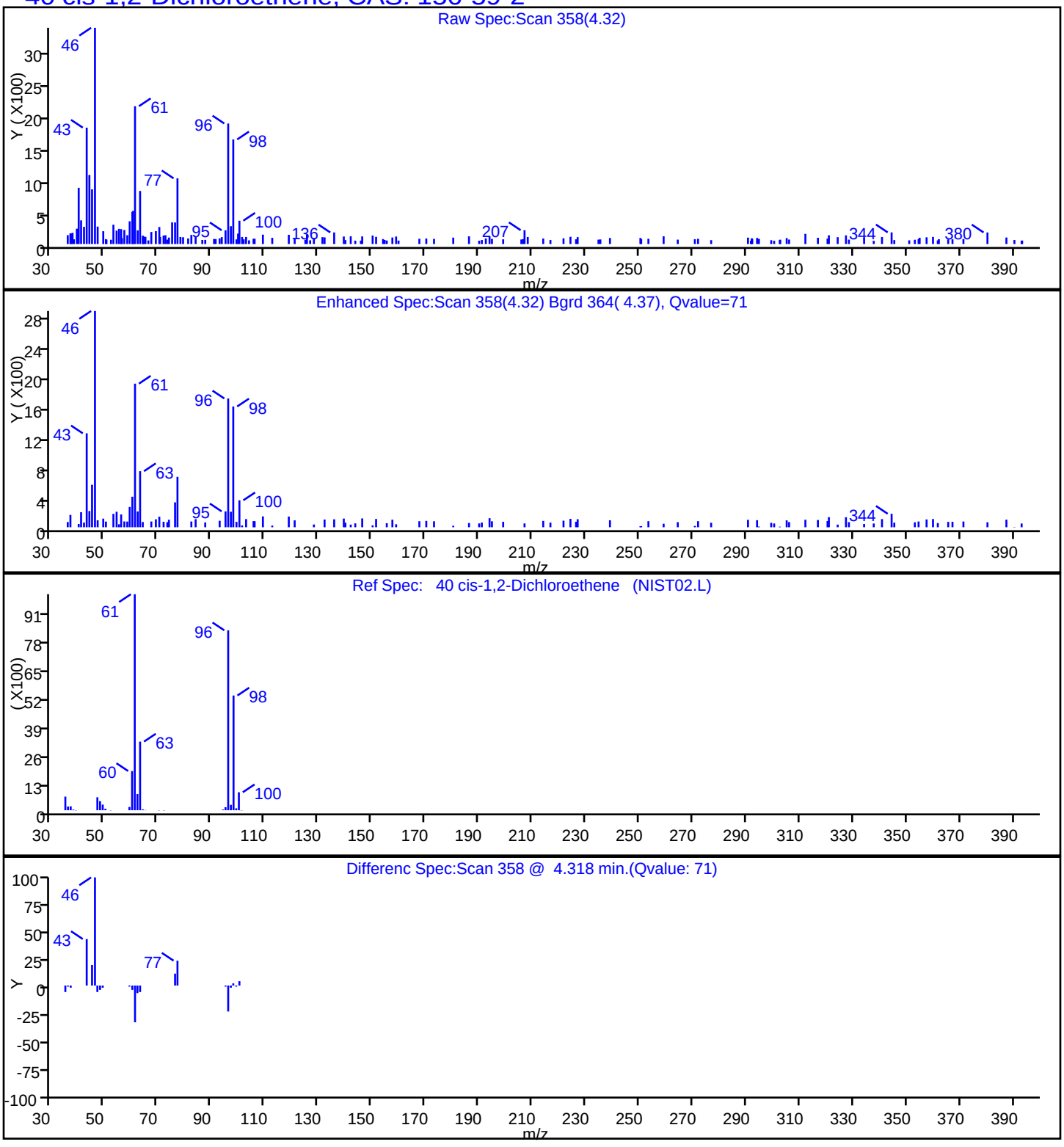

Report Date: 12-Mar-2018 17:50:58 Chrom Revision: 2.2 08-Feb-2018 13:38:42

TestAmerica Edison

Data File: \\ChromNA\Edison\ChromData\CVOAMS6\20180309-68556.b\F60608.D

Injection Date:	09-Mar-2018 19:53:30	Instrument ID:	CVOAMS6
Lims ID:	460-151079-A-33	Lab Sample ID:	460-151079-33
Client ID:	MW-547I		
Operator ID:		ALS Bottle#:	25 Worklist Smp#: 26
Purge Vol:	5.000 mL	Dil. Factor:	1.0000
Method:	8260624W6	Limit Group:	VOA - 8260C DKQP Water and Solid
Column:	Rtx-624 (0.25 mm)	Detector	MS SCAN

27 Methylene Chloride, CAS: 75-09-2

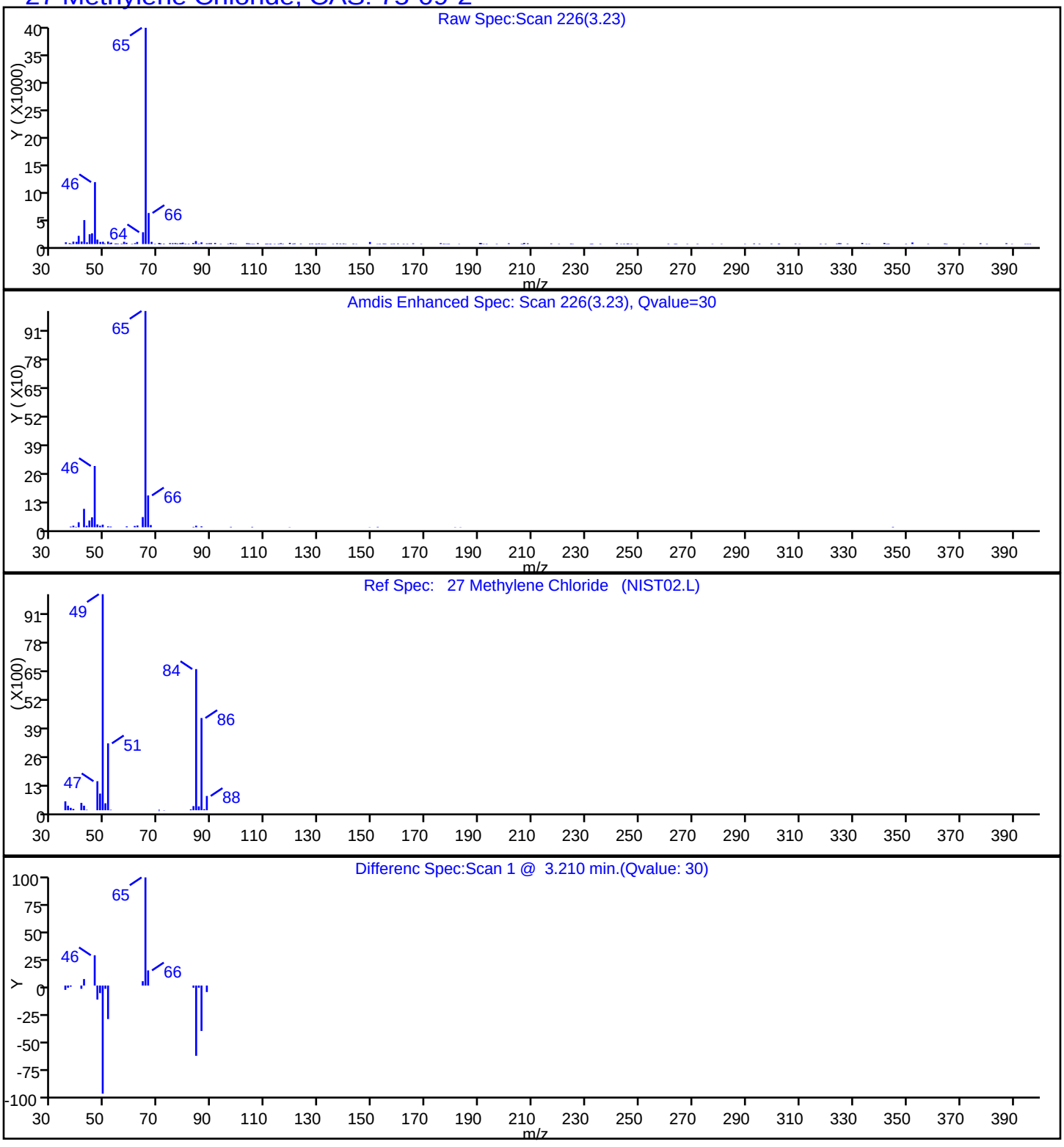

Report Date: 12-Mar-2018 17:50:58 Chrom Revision: 2.2 08-Feb-2018 13:38:42

TestAmerica Edison

Data File: \\ChromNA\Edison\ChromData\CVOAMS6\20180309-68556.b\F60608.D

Injection Date:	09-Mar-2018 19:53:30	Instrument ID:	CVOAMS6
Lims ID:	460-151079-A-33	Lab Sample ID:	460-151079-33
Client ID:	MW-547I		
Operator ID:		ALS Bottle#:	25 Worklist Smp#: 26
Purge Vol:	5.000 mL	Dil. Factor:	1.0000
Method:	8260624W6	Limit Group:	VOA - 8260C DKQP Water and Solid
Column:	Rtx-624 (0.25 mm)	Detector	MS SCAN

63 Trichloroethene, CAS: 79-01-6

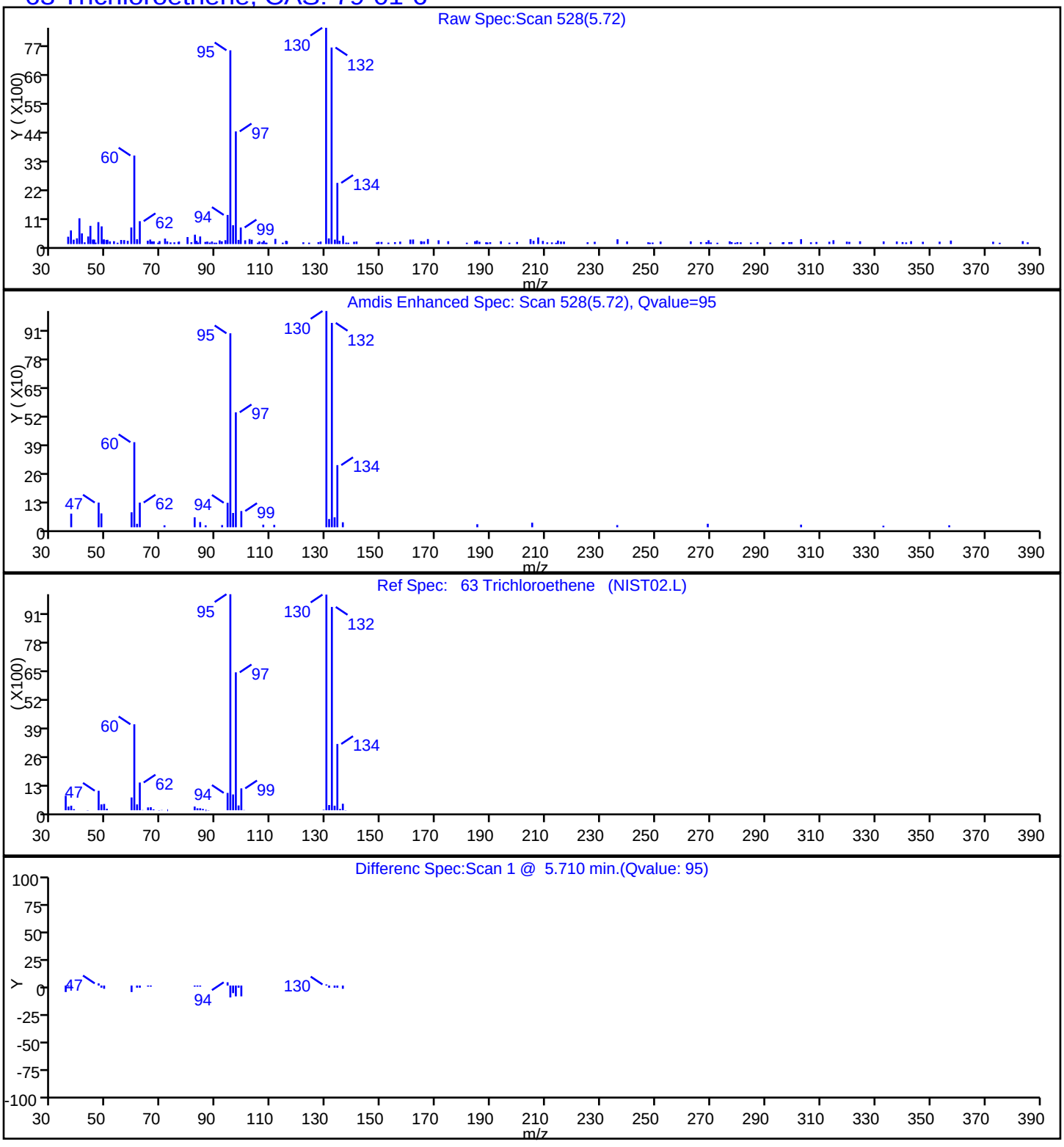

User Disabled Compound Report

TestAmerica Edison

Data File:	\\ChromNA\Edison\ChromData\CVOAMS6\20180309-68556.b\F60608.D		
Injection Date:	09-Mar-2018 19:53:30	Instrument ID:	CVOAMS6
Lims ID:	460-151079-A-33	Lab Sample ID:	460-151079-33
Client ID:	MW-547I		
Operator ID:		ALS Bottle#:	25 Worklist Smp#: 26
Purge Vol:	5.000 mL	Dil. Factor:	1.0000
Method:	8260624W6	Limit Group:	VOA - 8260C DKQP Water and Solid
Column:	Rtx-624 (0.25 mm)	Detector	MS SCAN

82 1,1,2-Trichloroethane, CAS: 79-00-5

Processing Results

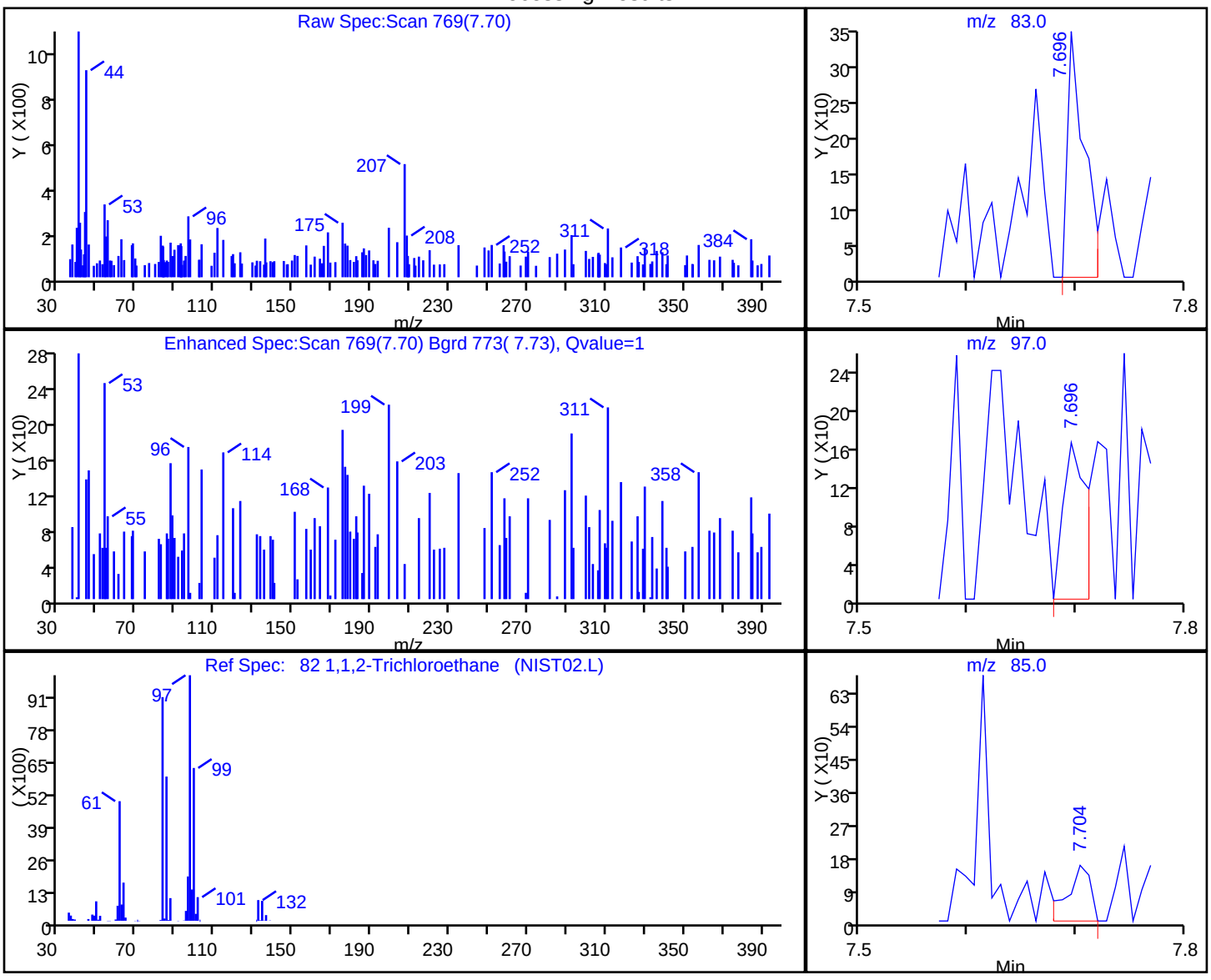

RT	Mass	Response	Amount
7.70	83.00	381	0.158095
7.70	97.00	249	
7.70	85.00	228	

Reviewer: delpolitov, 12-Mar-2018 17:50:57

Audit Action: Marked Compound Undetected Audit Reason: Invalid Compound ID

User Disabled Compound Report

TestAmerica Edison

Data File:	\\ChromNA\Edison\ChromData\CVOAMS6\20180309-68556.b\F60608.D		
Injection Date:	09-Mar-2018 19:53:30	Instrument ID:	CVOAMS6
Lims ID:	460-151079-A-33	Lab Sample ID:	460-151079-33
Client ID:	MW-547I		
Operator ID:		ALS Bottle#:	25 Worklist Smp#: 26
Purge Vol:	5.000 mL	Dil. Factor:	1.0000
Method:	8260624W6	Limit Group:	VOA - 8260C DKQP Water and Solid
Column:	Rtx-624 (0.25 mm)	Detector	MS SCAN

124 1,2-Dibromo-3-Chloropropane, CAS: 96-12-8

Processing Results

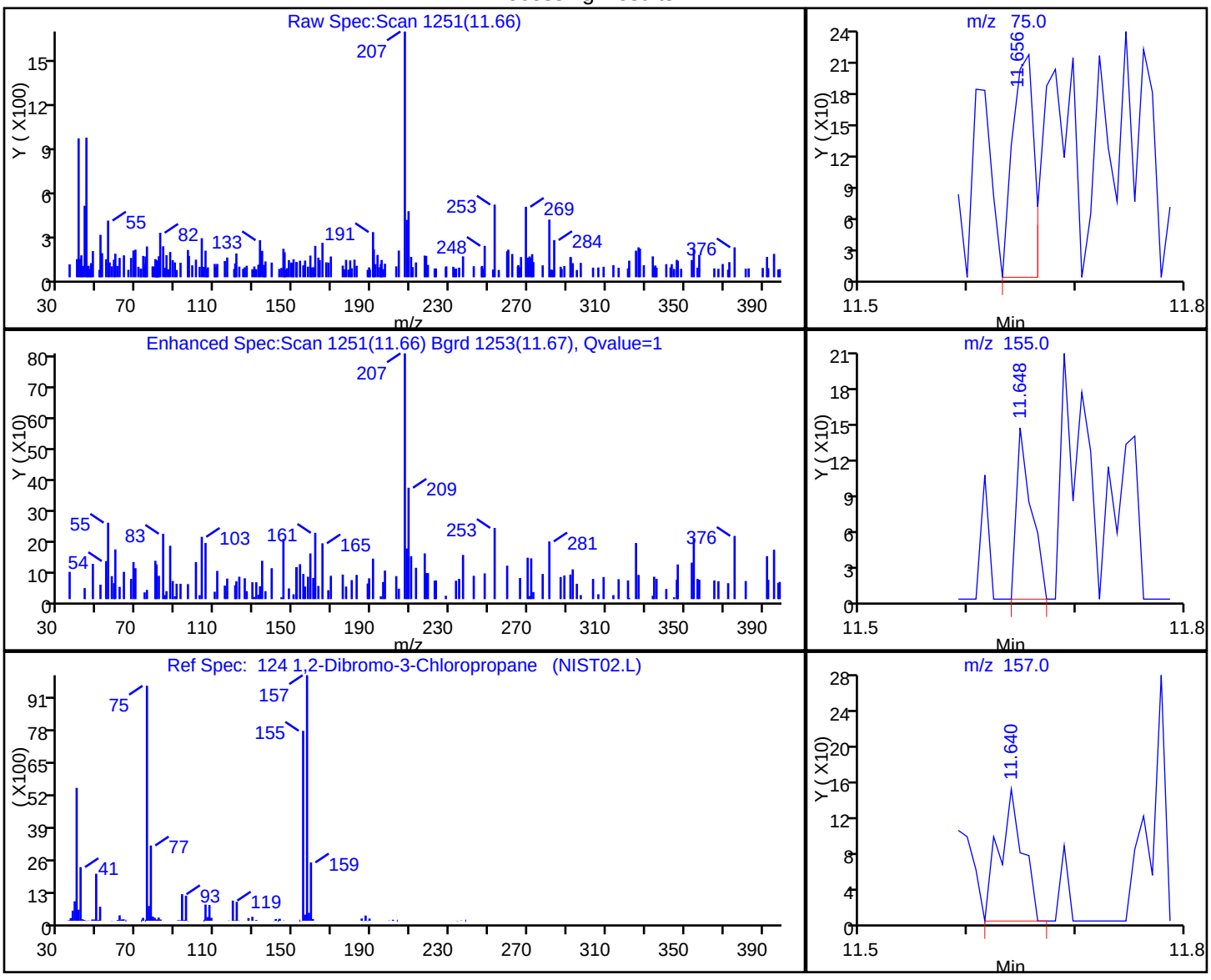

RT	Mass	Response	Amount
11.66	75.00	297	0.316517
11.65	155.00	140	
11.64	157.00	223	

Reviewer: delpolitov, 12-Mar-2018 17:50:57

Audit Action: Marked Compound Undetected Audit Reason: Invalid Compound ID

User Disabled Compound Report

TestAmerica Edison

Data File:	\\ChromNA\Edison\ChromData\CVOAMS6\20180309-68556.b\F60608.D		
Injection Date:	09-Mar-2018 19:53:30	Instrument ID:	CVOAMS6
Lims ID:	460-151079-A-33	Lab Sample ID:	460-151079-33
Client ID:	MW-547I		
Operator ID:		ALS Bottle#:	25 Worklist Smp#: 26
Purge Vol:	5.000 mL	Dil. Factor:	1.0000
Method:	8260624W6	Limit Group:	VOA - 8260C DKQP Water and Solid
Column:	Rtx-624 (0.25 mm)	Detector	MS SCAN

59 1,2-Dichloroethane, CAS: 107-06-2

Processing Results

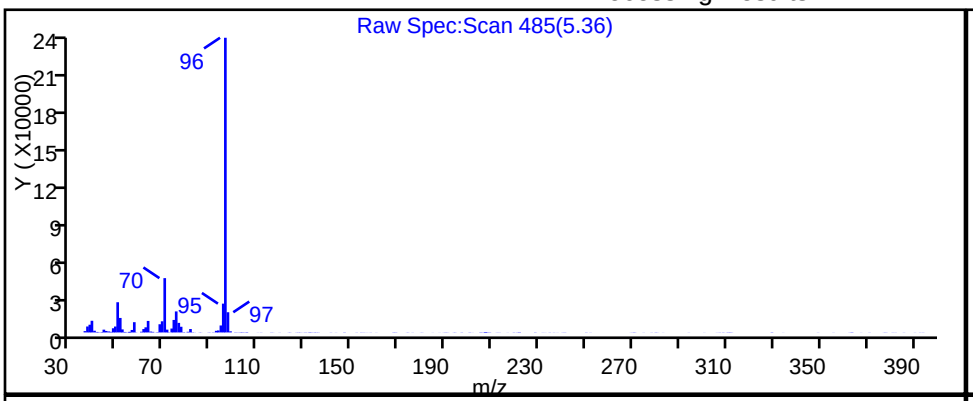

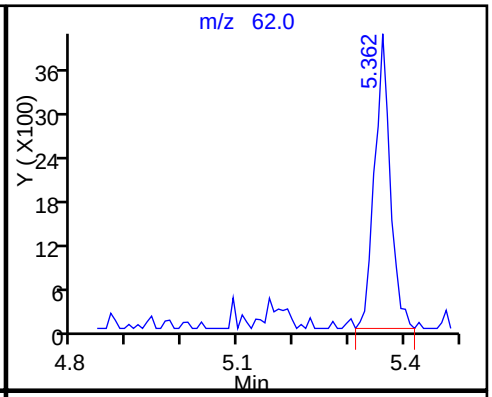

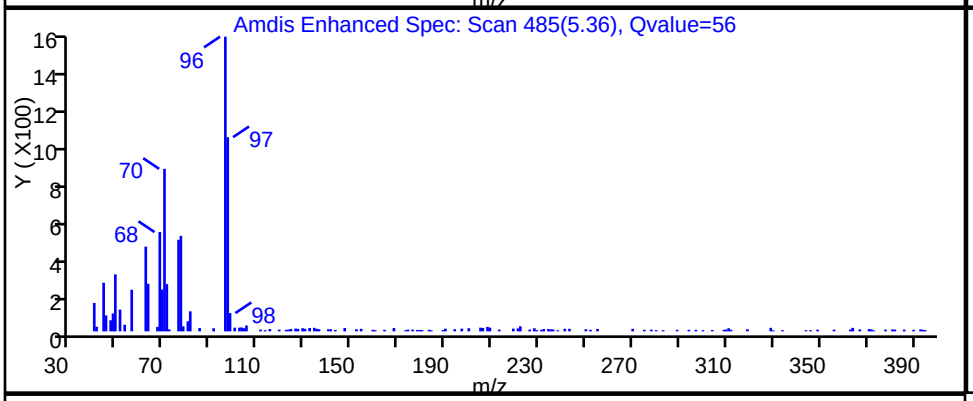

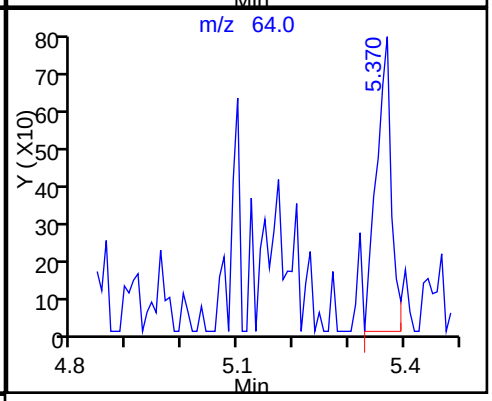

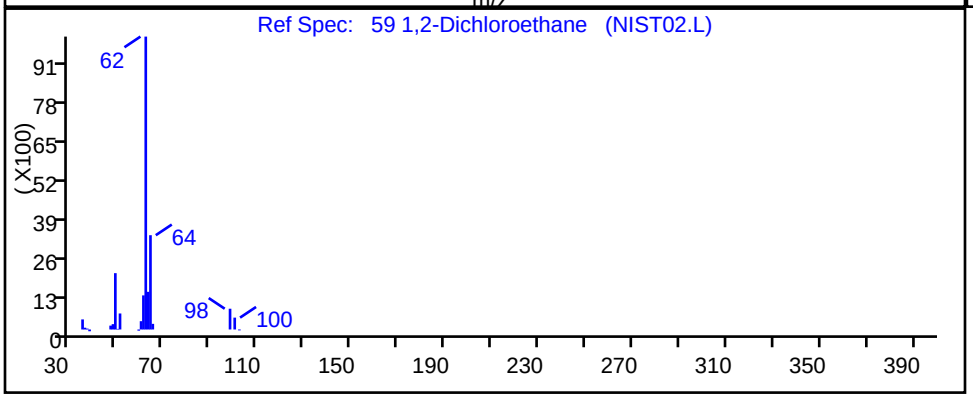

RT	Mass	Response	Amount
5.36	62.00	7975	1.874498
5.37	64.00	1489	

Reviewer: delpolitov, 12-Mar-2018 17:50:57

Audit Action: Marked Compound Undetected Audit Reason: Invalid Compound ID

User Disabled Compound Report

TestAmerica Edison

Data File:	\\ChromNA\Edison\ChromData\CVOAMS6\20180309-68556.b\F60608.D		
Injection Date:	09-Mar-2018 19:53:30	Instrument ID:	CVOAMS6
Lims ID:	460-151079-A-33	Lab Sample ID:	460-151079-33
Client ID:	MW-547I		
Operator ID:		ALS Bottle#:	25 Worklist Smp#: 26
Purge Vol:	5.000 mL	Dil. Factor:	1.0000
Method:	8260624W6	Limit Group:	VOA - 8260C DKQP Water and Solid
Column:	Rtx-624 (0.25 mm)	Detector	MS SCAN

66 1,2-Dichloropropane, CAS: 78-87-5

Processing Results

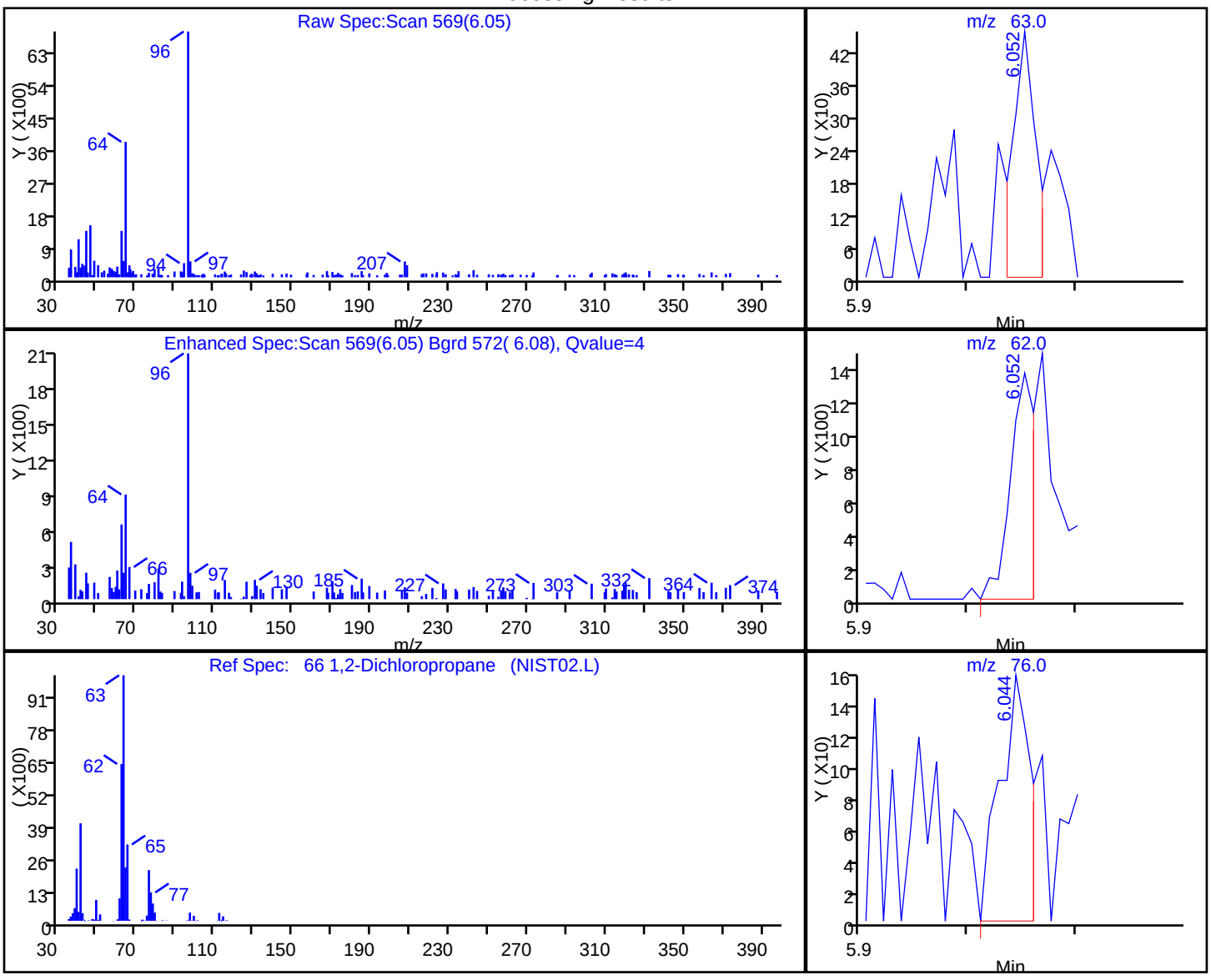

RT	Mass	Response	Amount
6.05	63.00	680	0.232674
6.05	62.00	2023	
6.04	76.00	307	
6.00	112.00	0	

Reviewer: delpolitov, 12-Mar-2018 17:50:57

Audit Action: Marked Compound Undetected Audit Reason: Invalid Compound ID

User Disabled Compound Report

TestAmerica Edison

Data File:	\\ChromNA\Edison\ChromData\CVOAMS6\20180309-68556.b\F60608.D		
Injection Date:	09-Mar-2018 19:53:30	Instrument ID:	CVOAMS6
Lims ID:	460-151079-A-33	Lab Sample ID:	460-151079-33
Client ID:	MW-547I		
Operator ID:		ALS Bottle#:	25 Worklist Smp#: 26
Purge Vol:	5.000 mL	Dil. Factor:	1.0000
Method:	8260624W6	Limit Group:	VOA - 8260C DKQP Water and Solid
Column:	Rtx-624 (0.25 mm)	Detector	MS SCAN

69 1,4-Dioxane, CAS: 123-91-1

Processing Results

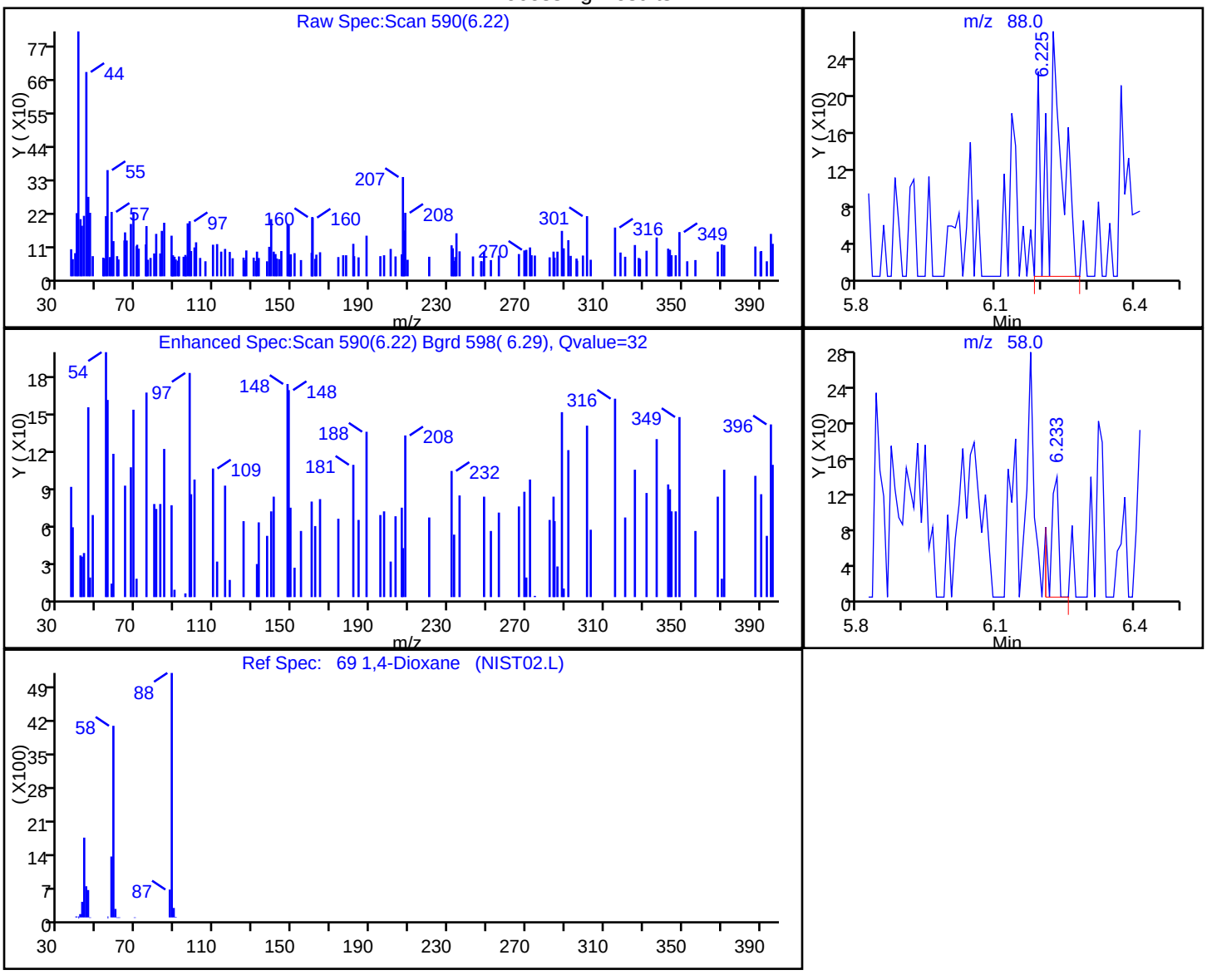

RT	Mass	Response	Amount
6.22	88.00	620	17.933999
6.23	58.00	164	

Reviewer: delpolitov, 12-Mar-2018 17:50:57

Audit Action: Marked Compound Undetected Audit Reason: Invalid Compound ID

User Disabled Compound Report

TestAmerica Edison

Data File:	\\ChromNA\Edison\ChromData\CVOAMS6\20180309-68556.b\F60608.D		
Injection Date:	09-Mar-2018 19:53:30	Instrument ID:	CVOAMS6
Lims ID:	460-151079-A-33	Lab Sample ID:	460-151079-33
Client ID:	MW-547I		
Operator ID:		ALS Bottle#:	25 Worklist Smp#: 26
Purge Vol:	5.000 mL	Dil. Factor:	1.0000
Method:	8260624W6	Limit Group:	VOA - 8260C DKQP Water and Solid
Column:	Rtx-624 (0.25 mm)	Detector	MS SCAN

41 2-Butanone (MEK), CAS: 78-93-3

Processing Results

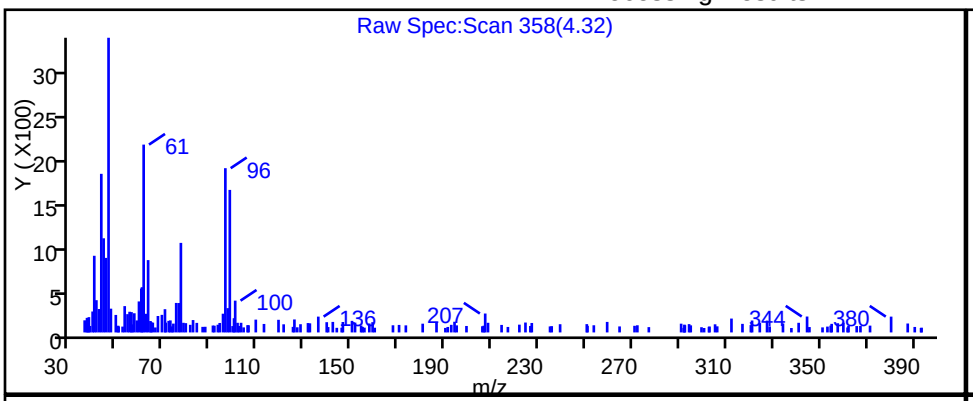

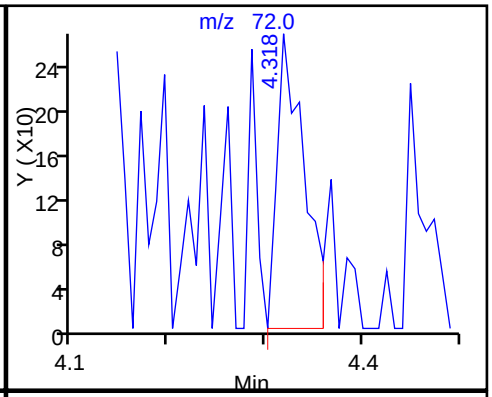

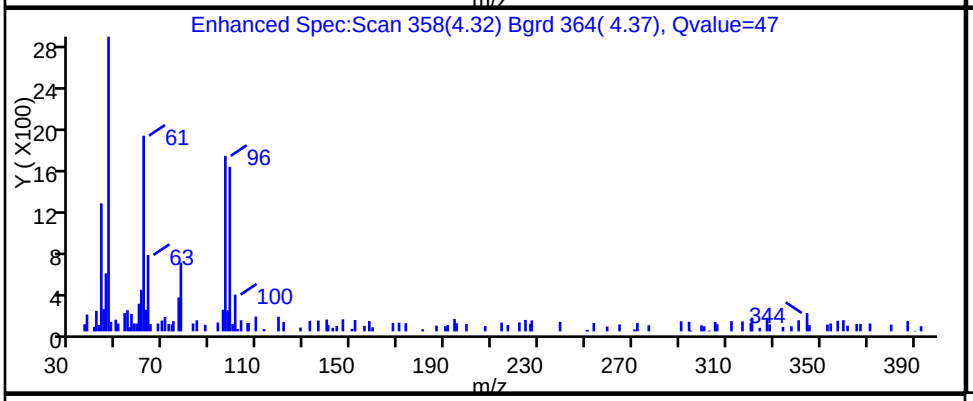

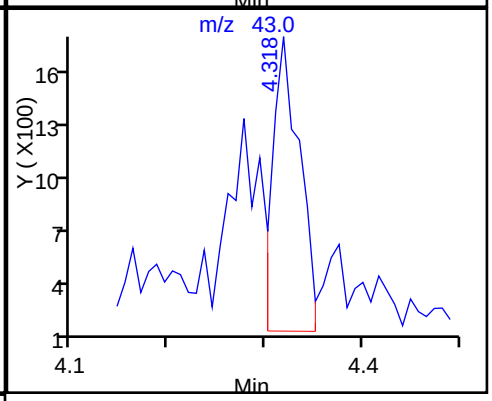

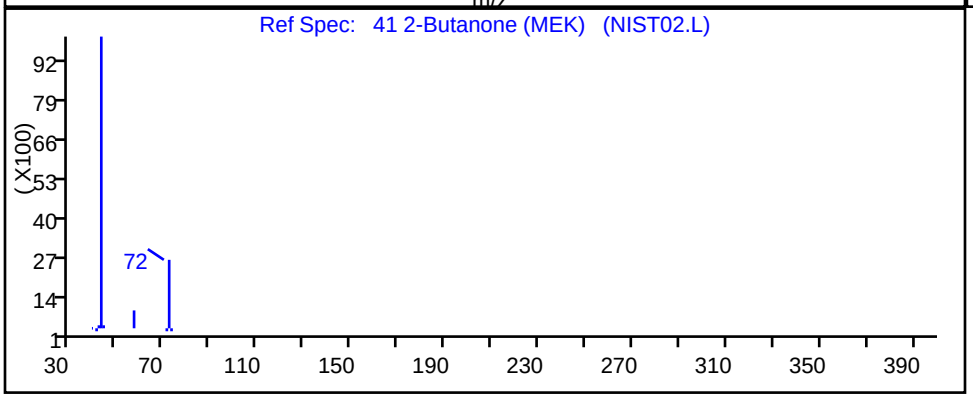

RT	Mass	Response	Amount
4.32	72.00	520	3.498496
4.32	43.00	3248	

Reviewer: delpolitov, 12-Mar-2018 17:50:57

Audit Action: Marked Compound Undetected Audit Reason: Invalid Compound ID

User Disabled Compound Report

TestAmerica Edison

Data File:	\\ChromNA\Edison\ChromData\CVOAMS6\20180309-68556.b\F60608.D		
Injection Date:	09-Mar-2018 19:53:30	Instrument ID:	CVOAMS6
Lims ID:	460-151079-A-33	Lab Sample ID:	460-151079-33
Client ID:	MW-547I		
Operator ID:		ALS Bottle#:	25 Worklist Smp#: 26
Purge Vol:	5.000 mL	Dil. Factor:	1.0000
Method:	8260624W6	Limit Group:	VOA - 8260C DKQP Water and Solid
Column:	Rtx-624 (0.25 mm)	Detector	MS SCAN

77 4-Methyl-2-pentanone (MIBK), CAS: 108-10-1

Processing Results

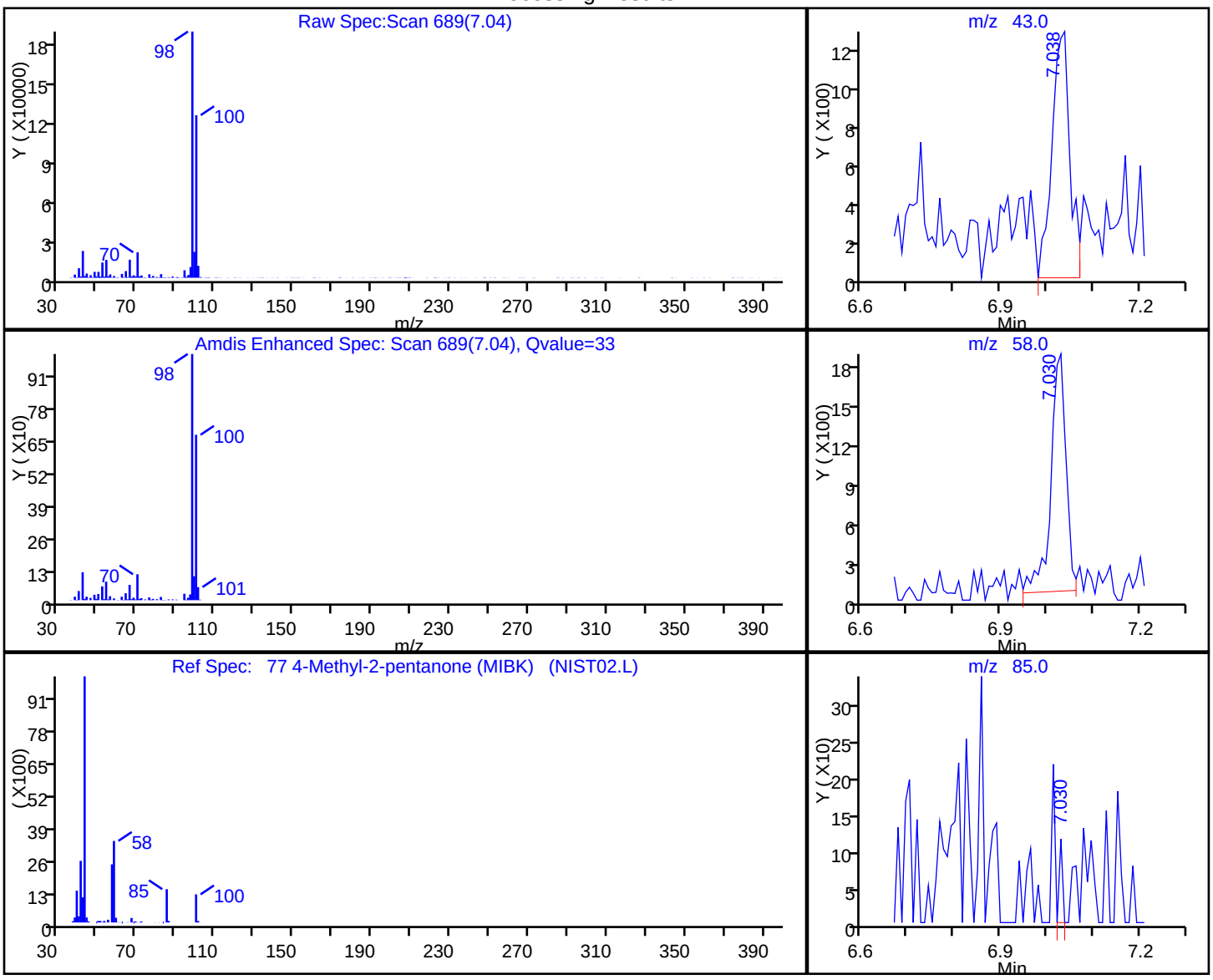

RT	Mass	Response	Amount
7.04	43.00	3485	1.425870
7.03	58.00	4186	
7.03	85.00	57	
7.03	100.00	323648	

Reviewer: delpolitov, 12-Mar-2018 17:50:57

Audit Action: Marked Compound Undetected Audit Reason: Invalid Compound ID

User Disabled Compound Report

TestAmerica Edison

Data File:	\\ChromNA\Edison\ChromData\CVOAMS6\20180309-68556.b\F60608.D		
Injection Date:	09-Mar-2018 19:53:30	Instrument ID:	CVOAMS6
Lims ID:	460-151079-A-33	Lab Sample ID:	460-151079-33
Client ID:	MW-547I		
Operator ID:		ALS Bottle#:	25 Worklist Smp#: 26
Purge Vol:	5.000 mL	Dil. Factor:	1.0000
Method:	8260624W6	Limit Group:	VOA - 8260C DKQP Water and Solid
Column:	Rtx-624 (0.25 mm)	Detector	MS SCAN

6 Bromomethane, CAS: 74-83-9

Processing Results

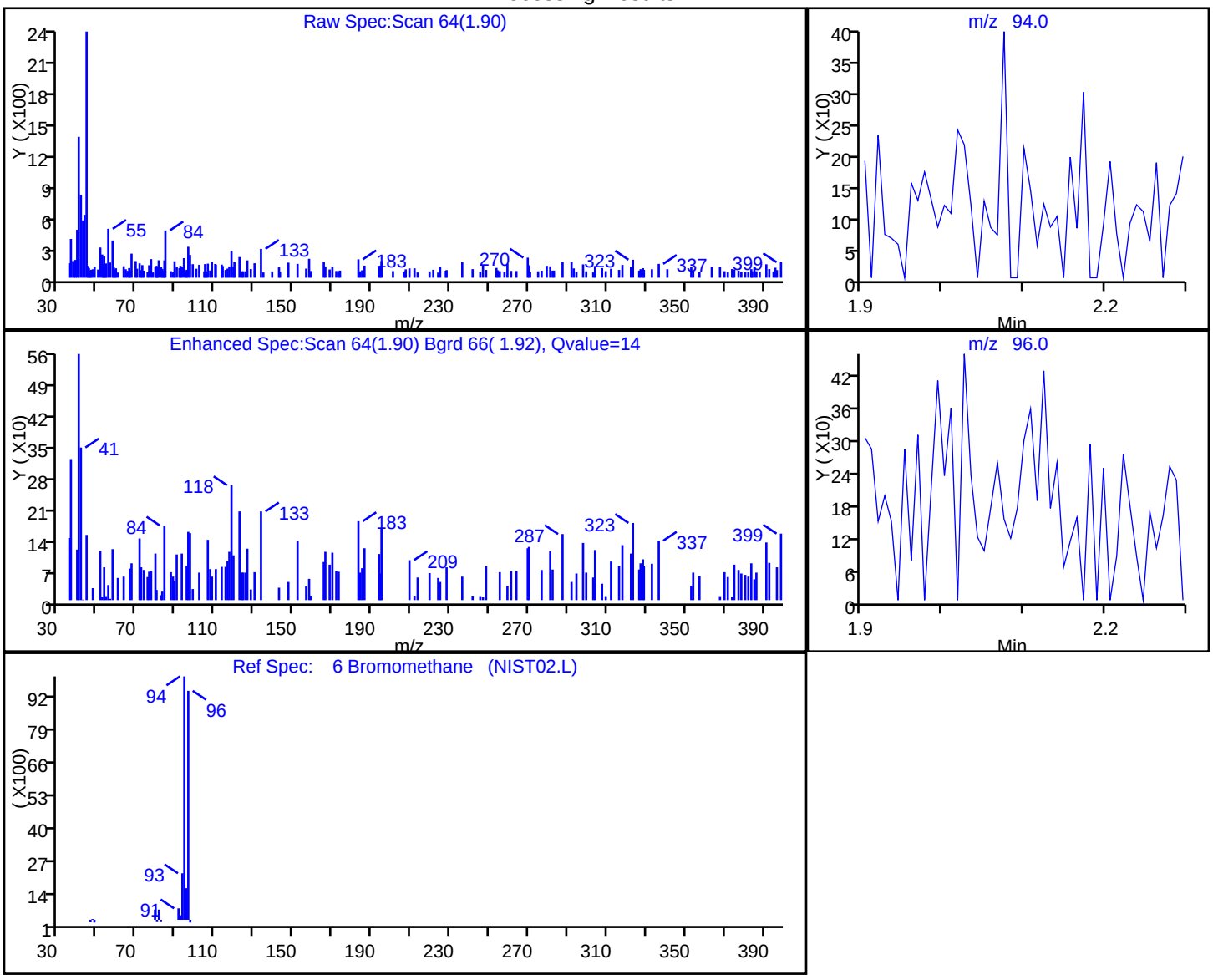

RT	Mass	Response	Amount
1.90	94.00	518	0.213723
1.90	96.00	845	

Reviewer: delpolitov, 12-Mar-2018 17:50:57

Audit Action: Marked Compound Undetected Audit Reason: Invalid Compound ID

User Disabled Compound Report

TestAmerica Edison

Data File:	\\ChromNA\Edison\ChromData\CVOAMS6\20180309-68556.b\F60608.D		
Injection Date:	09-Mar-2018 19:53:30	Instrument ID:	CVOAMS6
Lims ID:	460-151079-A-33	Lab Sample ID:	460-151079-33
Client ID:	MW-547I		
Operator ID:		ALS Bottle#:	25 Worklist Smp#: 26
Purge Vol:	5.000 mL	Dil. Factor:	1.0000
Method:	8260624W6	Limit Group:	VOA - 8260C DKQP Water and Solid
Column:	Rtx-624 (0.25 mm)	Detector	MS SCAN

4 Vinyl chloride, CAS: 75-01-4

Processing Results

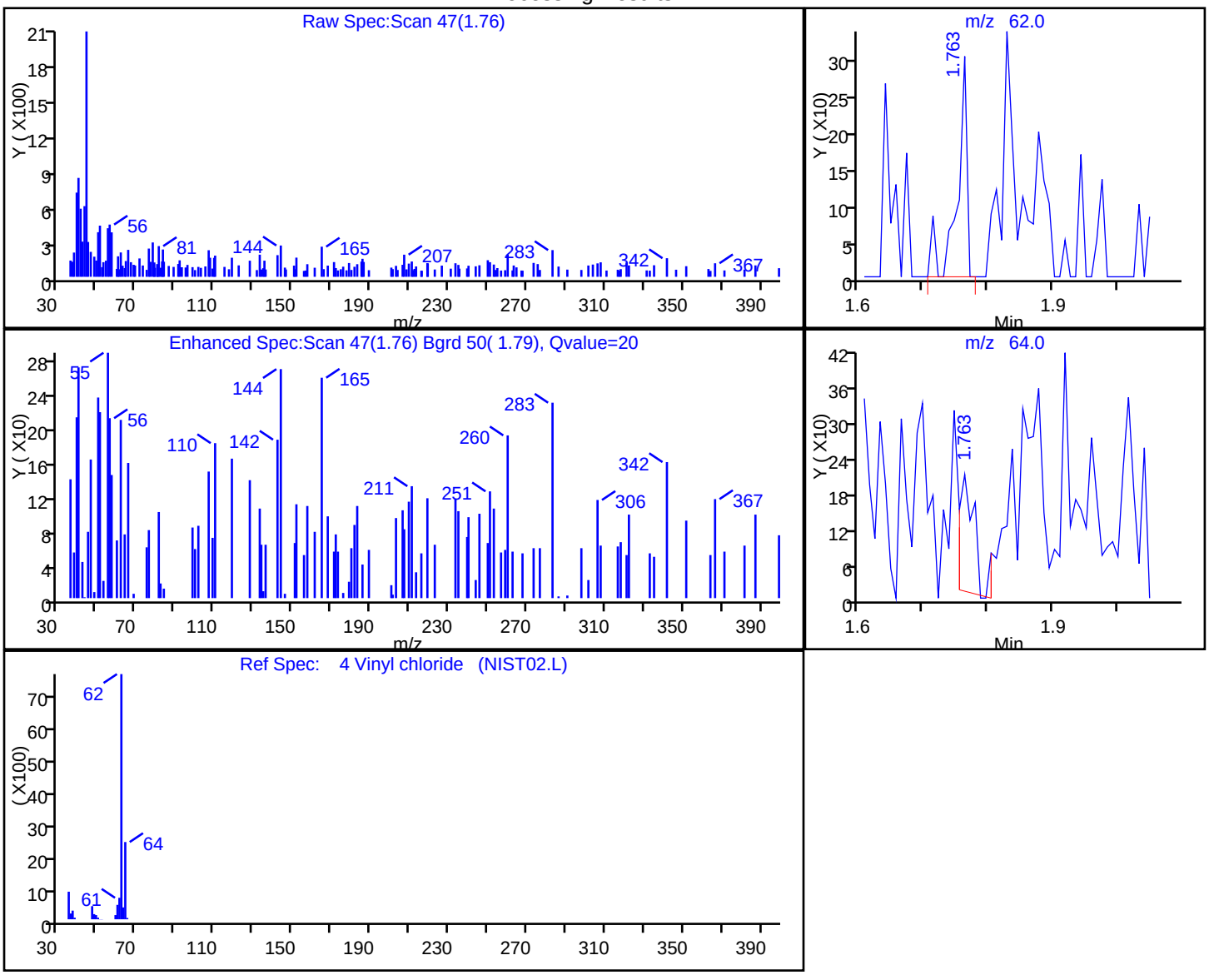

RT	Mass	Response	Amount
1.76	62.00	310	0.081195
1.76	64.00	333	

Reviewer: delpolitov, 12-Mar-2018 17:50:57

Audit Action: Marked Compound Undetected Audit Reason: Invalid Compound ID

FORM I
GC/MS VOA ORGANICS ANALYSIS DATA SHEET

Lab Name: TestAmerica Edison | Job No.: 460-151079-1

SDG No.:

Client Sample ID: MW-547D | Lab Sample ID: 460-151079-34

Matrix: Water | Lab File ID: F60609.D

Analysis Method: 8260C | Date Collected: 02/27/2018 13:40

Sample wt/vol: 5(mL) | Date Analyzed: 03/09/2018 20:16

Soil Aliquot Vol: | Dilution Factor: 1

Soil Extract Vol.: | GC Column: Rtx-624 ID: 0.25(mm)

% Moisture: | Level: (low/med) Low

Analysis Batch No.: 502418 | Units: ug/L

CAS NO.	COMPOUND NAME	RESULT	Q	RL	MDL
71-55-6	1,1,1-Trichloroethane	0.28	U	1.0	0.28
79-34-5	1,1,2,2-Tetrachloroethane	0.19	U	1.0	0.19
79-00-5	1,1,2-Trichloroethane	0.080	U	1.0	0.080
75-34-3	1,1-Dichloroethane	0.24	U	1.0	0.24
75-35-4	1,1-Dichloroethene	0.34	U	1.0	0.34
87-61-6	1,2,3-Trichlorobenzene	0.35	U	1.0	0.35
120-82-1	1,2,4-Trichlorobenzene	0.27	U	1.0	0.27
96-12-8	1,2-Dibromo-3-Chloropropane	0.23	U	1.0	0.23
106-93-4	1,2-Dibromoethane	0.19	U	1.0	0.19
95-50-1	1,2-Dichlorobenzene	0.22	U	1.0	0.22
107-06-2	1,2-Dichloroethane	0.25	U	1.0	0.25
78-87-5	1,2-Dichloropropane	0.18	U	1.0	0.18
541-73-1	1,3-Dichlorobenzene	0.33	U	1.0	0.33
106-46-7	1,4-Dichlorobenzene	0.33	U	1.0	0.33
123-91-1	1,4-Dioxane	8.7	U	50	8.7
78-93-3	2-Butanone	2.2	U	5.0	2.2
591-78-6	2-Hexanone	0.72	U	5.0	0.72
108-10-1	4-Methyl-2-pentanone	0.63	U	5.0	0.63
67-64-1	Acetone	1.1	U	5.0	1.1
71-43-2	Benzene	0.090	U	1.0	0.090
74-97-5	Bromochloromethane	0.30	U	1.0	0.30
75-27-4	Bromodichloromethane	0.15	U	1.0	0.15
75-25-2	Bromoform	0.18	U	1.0	0.18
74-83-9	Bromomethane	0.18	U	1.0	0.18
75-15-0	Carbon disulfide	0.22	U	1.0	0.22
56-23-5	Carbon tetrachloride	0.33	U	1.0	0.33
108-90-7	Chlorobenzene	0.24	U	1.0	0.24
75-00-3	Chloroethane	0.37	U	1.0	0.37
67-66-3	Chloroform	0.22	U	1.0	0.22
74-87-3	Chloromethane	0.22	U	1.0	0.22
156-59-2	cis-1,2-Dichloroethene	0.26	U	1.0	0.26
10061-01-5	cis-1,3-Dichloropropene	0.16	U	1.0	0.16
110-82-7	Cyclohexane	0.26	U	1.0	0.26
124-48-1	Dibromochloromethane	0.22	U	1.0	0.22
75-71-8	Dichlorodifluoromethane	0.14	U	1.0	0.14
100-41-4	Ethylbenzene	0.30	U	1.0	0.30

FORM I
GC/MS VOA ORGANICS ANALYSIS DATA SHEET

Lab Name: TestAmerica Edison | Job No.: 460-151079-1

SDG No.:

Client Sample ID: MW-547D | Lab Sample ID: 460-151079-34

Matrix: Water | Lab File ID: F60609.D

Analysis Method: 8260C | Date Collected: 02/27/2018 13:40

Sample wt/vol: 5(mL) | Date Analyzed: 03/09/2018 20:16

Soil Aliquot Vol: | Dilution Factor: 1

Soil Extract Vol.: | GC Column: Rtx-624 ID: 0.25(mm)

% Moisture: | Level: (low/med) Low

Analysis Batch No.: 502418 | Units: ug/L

CAS NO.	COMPOUND NAME	RESULT	Q	RL	MDL
76-13-1	Freon TF	0.34	U	1.0	0.34
98-82-8	Isopropylbenzene	0.32	U	1.0	0.32
179601-23-1	m&p-Xylene	0.28	U	1.0	0.28
79-20-9	Methyl acetate	0.58	U	5.0	0.58
108-87-2	Methylcyclohexane	0.22	U	1.0	0.22
75-09-2	Methylene Chloride	0.48	J	1.0	0.21
1634-04-4	MTBE	0.13	U	1.0	0.13
95-47-6	o-Xylene	0.32	U	1.0	0.32
100-42-5	Styrene	0.17	U	1.0	0.17
127-18-4	Tetrachloroethene	0.12	U	1.0	0.12
108-88-3	Toluene	0.25	U	1.0	0.25
156-60-5	trans-1,2-Dichloroethene	0.18	U	1.0	0.18
10061-02-6	trans-1,3-Dichloropropene	0.19	U	1.0	0.19
79-01-6	Trichloroethene	0.22	U	1.0	0.22
75-69-4	Trichlorofluoromethane	0.15	U	1.0	0.15
75-01-4	Vinyl chloride	0.060	U	1.0	0.060

CAS NO.	SURROGATE	%REC	Q	LIMITS
17060-07-0	1,2-Dichloroethane-d4 (Surr)	97		70-130
460-00-4	Bromofluorobenzene	101		70-130
1868-53-7	Dibromofluoromethane (Surr)	106		70-130
2037-26-5	Toluene-d8 (Surr)	95		70-130

FORM I
GC/MS VOA ORGANICS ANALYSIS DATA SHEET
TENTATIVELY IDENTIFIED COMPOUNDS

Lab Name: TestAmerica Edison | Job No.: 460-151079-1

SDG No.:

Client Sample ID: MW-547D | Lab Sample ID: 460-151079-34

Matrix: Water | Lab File ID: F60609.D

Analysis Method: 8260C | Date Collected: 02/27/2018 13:40

Sample wt/vol: 5(mL) | Date Analyzed: 03/09/2018 20:16

Soil Aliquot Vol: | Dilution Factor: 1

Soil Extract Vol.: | GC Column: Rtx-624 ID: 0.25(mm)

% Moisture: | Level: (low/med) Low

Analysis Batch No.: 502418 | Units: ug/L

Number TICs Found: 0 | TIC Result Total: 0

CAS NO.	COMPOUND NAME	RT	RESULT	Q	MATCH QUALITY
	Tentatively Identified Compound		None		

TestAmerica Edison
Target Compound Quantitation Report

Data File: \\ChromNA\Edison\ChromData\CVOAMS6\20180309-68556.b\F60609.D
Lims ID: 460-151079-A-34
Client ID: MW-547D
Sample Type: Client
Inject. Date: 09-Mar-2018 20:16:30 ALS Bottle#: 26 Worklist Smp#: 27
Purge Vol: 5.000 mL Dil. Factor: 1.0000
Sample Info: 460-151079-A-34
Misc. Info.: 460-0068556-027
Operator ID: Instrument ID: CVOAMS6

Method: \\ChromNA\Edison\ChromData\CVOAMS6\20180309-68556.b\8260624W6.m
Limit Group: VOA - 8260C DKQP Water and Solid
Last Update: 12-Mar-2018 17:51:30 Calib Date: 09-Mar-2018 04:49:30
Integrator: RTE ID Type: Deconvolution ID
Quant Method: Internal Standard Quant By: Initial Calibration
Last ICal File: \\ChromNA\Edison\ChromData\CVOAMS6\20180309-68530.b\F60575.D

Column 1 : Rtx-624 (0.25 mm) Det: MS SCAN
Process Host: XAWRK008

First Level Reviewer: delpolitov Date: 12-Mar-2018 17:51:30

Compound	Sig	RT (min.)	Exp RT (min.)	Dlt RT (min.)	Q	Response	OnCol Amt ug/l	Flags
* 26 TBA-d9 (IS)	65	3.217	3.209	0.008	0	270795	1000.0	
27 Methylene Chloride	84	3.234	3.217	0.017	30	2048	0.4817	
* 38 2-Butanone-d5	46	4.277	4.261	0.016	0	250250	250.0	
$ 51 Dibromofluoromethane (Surr	113	4.754	4.738	0.016	97	175121	53.2	
$ 56 1,2-Dichloroethane-d4 (Sur	65	5.099	5.091	0.008	0	169986	48.5	
* 61 Fluorobenzene	96	5.370	5.362	0.008	99	568543	50.0	
* 67 1,4-Dioxane-d8	96	6.060	6.052	0.008	0	29621	1000.0	
$ 78 Toluene-d8 (Surr)	98	7.030	7.022	0.008	100	551639	47.5	
* 89 Chlorobenzene-d5	117	8.821	8.813	0.008	84	478241	50.0	
$ 100 4-Bromofluorobenzene	174	10.070	10.070	0.000	97	233039	50.6	
* 116 1,4-Dichlorobenzene-d4	152	10.941	10.941	0.000	94	317968	50.0	

Reagents:

VOA6IS/SURR_00009 Amount Added: 5.00 Units: uL Run Reagent

Report Date: 12-Mar-2018 17:51:31 Chrom Revision: 2.2 08-Feb-2018 13:38:42

TestAmerica Edison

Data File: \\ChromNA\Edison\ChromData\CVOAMS6\20180309-68556.b\F60609.D

Injection Date:	09-Mar-2018 20:16:30	Instrument ID:	CVOAMS6	Operator ID:	
Lims ID:	460-151079-A-34	Lab Sample ID:	460-151079-34	Worklist Smp#:	27
Client ID:	MW-547D				
Purge Vol:	5.000 mL	Dil. Factor:	1.0000	ALS Bottle#:	26
Method:	8260624W6	Limit Group:	VOA - 8260C DKQP Water and Solid		

Column: Rtx-624 (0.25 mm)

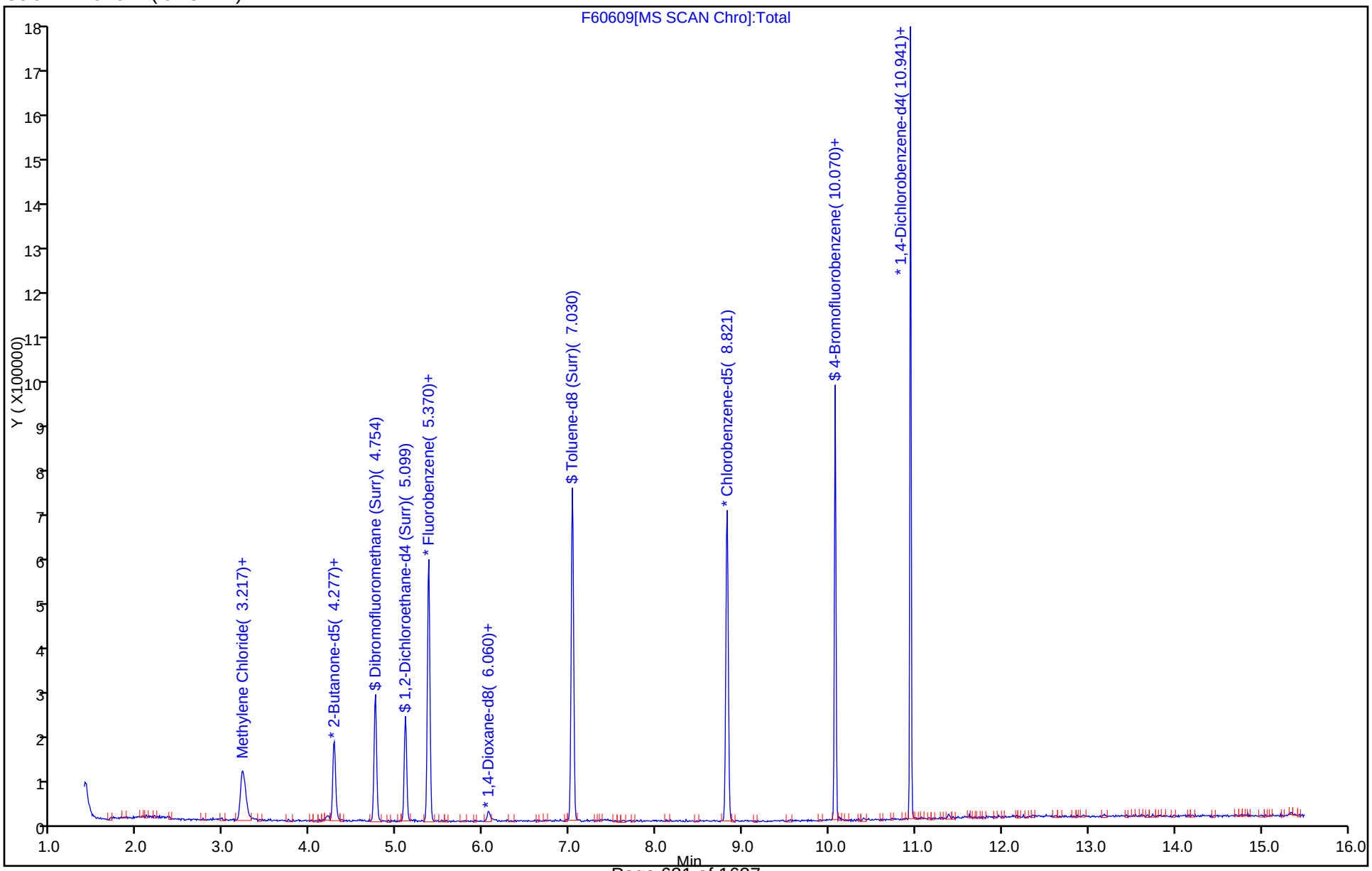

Report Date: 12-Mar-2018 17:51:31 Chrom Revision: 2.2 08-Feb-2018 13:38:42

TestAmerica Edison

Data File: \\ChromNA\Edison\ChromData\CVOAMS6\20180309-68556.b\F60609.D

Injection Date:	09-Mar-2018 20:16:30	Instrument ID:	CVOAMS6
Lims ID:	460-151079-A-34	Lab Sample ID:	460-151079-34
Client ID:	MW-547D		
Operator ID:		ALS Bottle#:	26 Worklist Smp#: 27
Purge Vol:	5.000 mL	Dil. Factor:	1.0000
Method:	8260624W6	Limit Group:	VOA - 8260C DKQP Water and Solid
Column:	Rtx-624 (0.25 mm)	Detector	MS SCAN

27 Methylene Chloride, CAS: 75-09-2

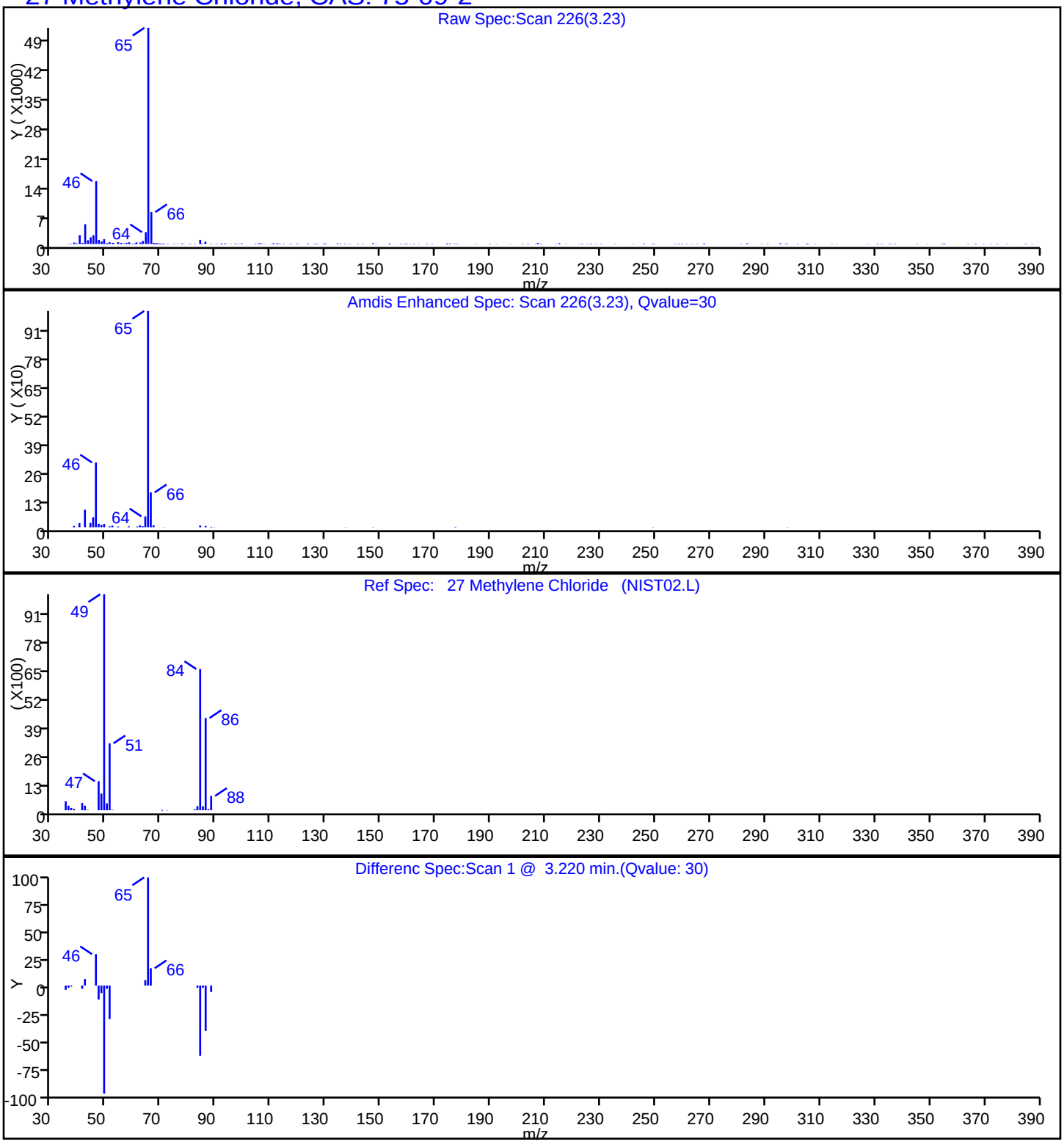

User Disabled Compound Report

TestAmerica Edison

Data File:	\\ChromNA\Edison\ChromData\CVOAMS6\20180309-68556.b\F60609.D		
Injection Date:	09-Mar-2018 20:16:30	Instrument ID:	CVOAMS6
Lims ID:	460-151079-A-34	Lab Sample ID:	460-151079-34
Client ID:	MW-547D		
Operator ID:		ALS Bottle#:	26 Worklist Smp#: 27
Purge Vol:	5.000 mL	Dil. Factor:	1.0000
Method:	8260624W6	Limit Group:	VOA - 8260C DKQP Water and Solid
Column:	Rtx-624 (0.25 mm)	Detector	MS SCAN

82 1,1,2-Trichloroethane, CAS: 79-00-5

Processing Results

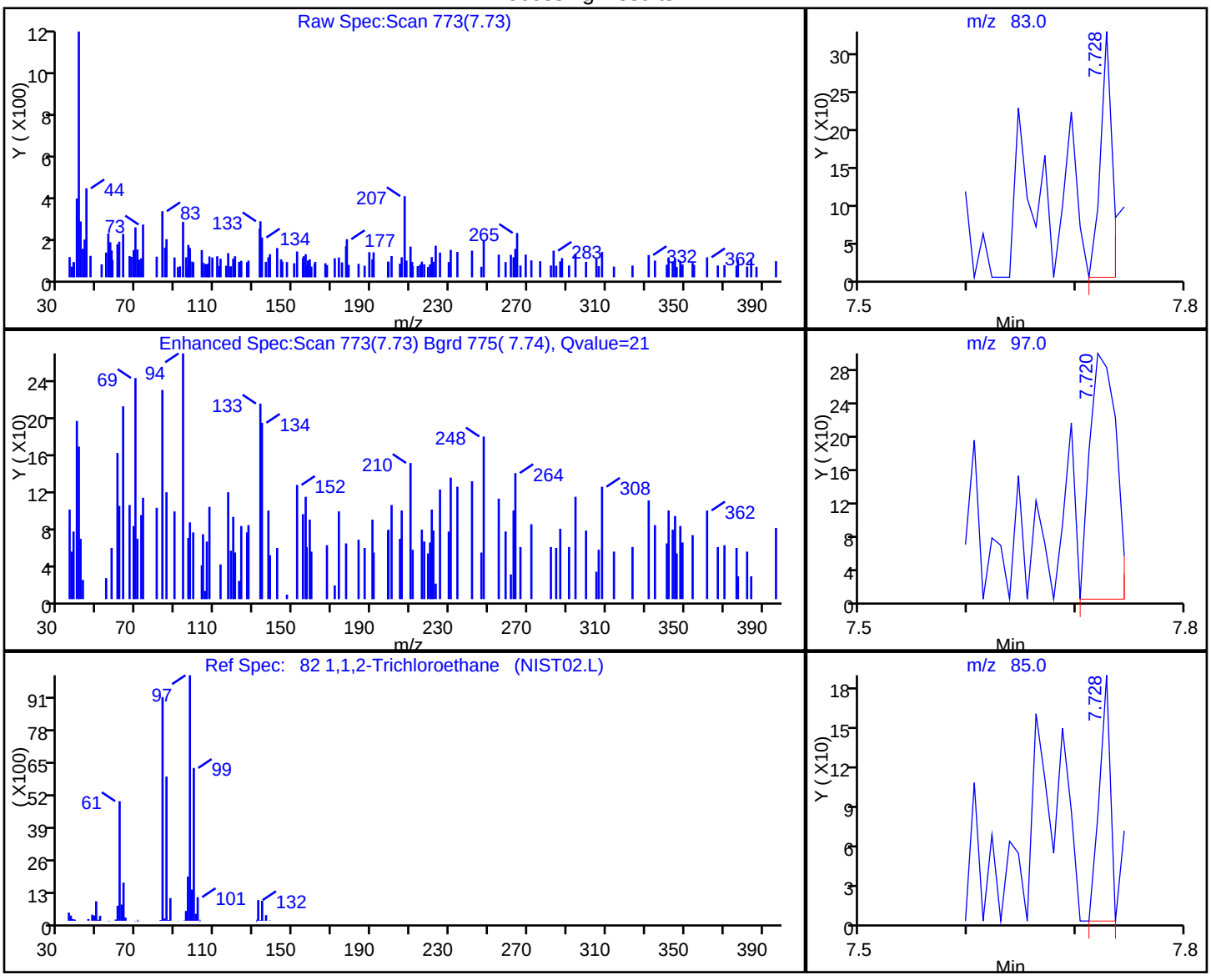

RT	Mass	Response	Amount
7.73	83.00	241	0.088687
7.72	97.00	506	
7.73	85.00	130	

Reviewer: delpolitov, 12-Mar-2018 17:51:30

Audit Action: Marked Compound Undetected Audit Reason: Invalid Compound ID

User Disabled Compound Report

TestAmerica Edison

Data File:	\\ChromNA\Edison\ChromData\CVOAMS6\20180309-68556.b\F60609.D		
Injection Date:	09-Mar-2018 20:16:30	Instrument ID:	CVOAMS6
Lims ID:	460-151079-A-34	Lab Sample ID:	460-151079-34
Client ID:	MW-547D		
Operator ID:		ALS Bottle#:	26 Worklist Smp#: 27
Purge Vol:	5.000 mL	Dil. Factor:	1.0000
Method:	8260624W6	Limit Group:	VOA - 8260C DKQP Water and Solid
Column:	Rtx-624 (0.25 mm)	Detector	MS SCAN

124 1,2-Dibromo-3-Chloropropane, CAS: 96-12-8

Processing Results

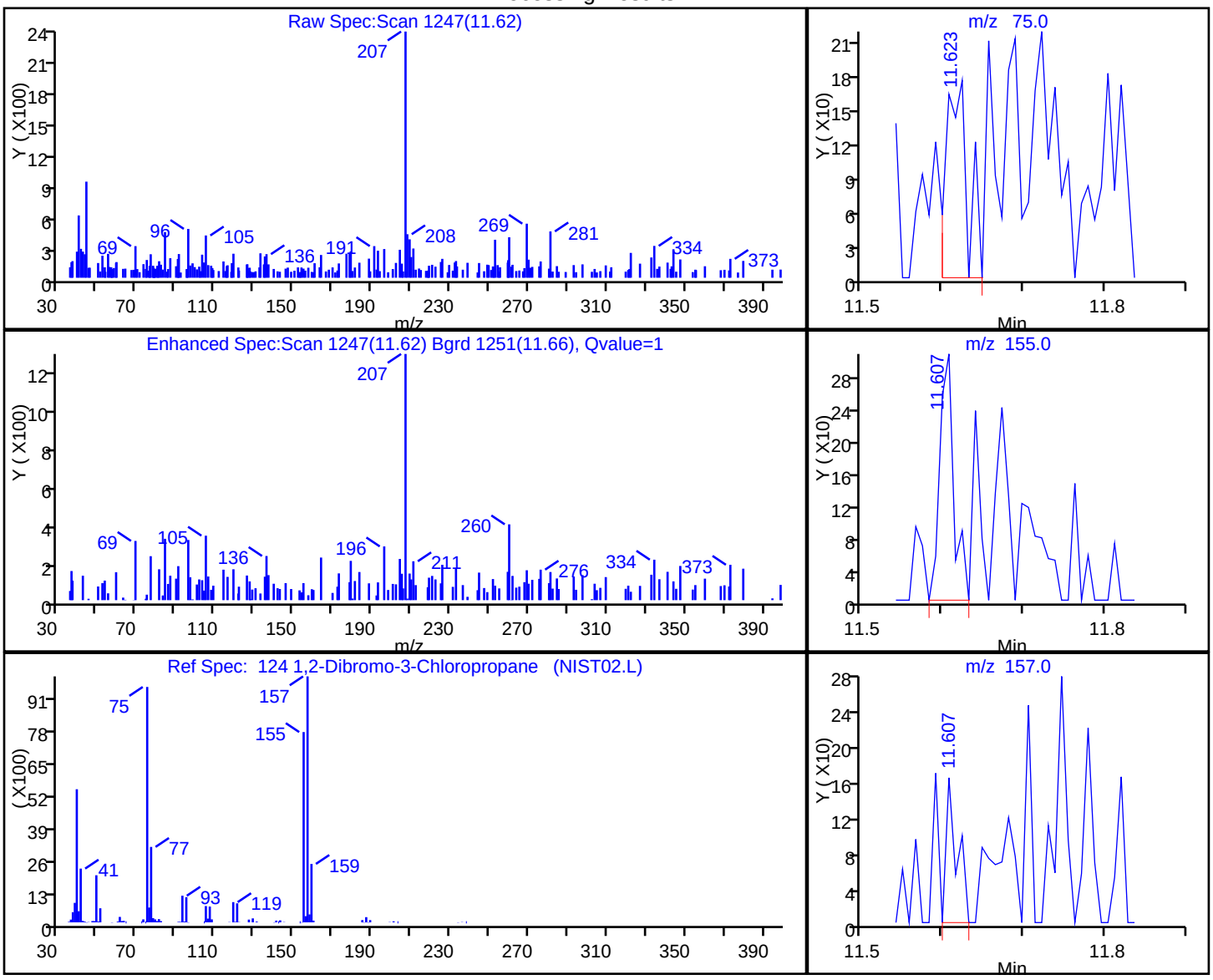

RT	Mass	Response	Amount
11.62	75.00	314	0.305813
11.61	155.00	372	
11.61	157.00	152	

Reviewer: delpolitov, 12-Mar-2018 17:51:30

Audit Action: Marked Compound Undetected Audit Reason: Invalid Compound ID

User Disabled Compound Report

TestAmerica Edison

Data File:	\\ChromNA\Edison\ChromData\CVOAMS6\20180309-68556.b\F60609.D		
Injection Date:	09-Mar-2018 20:16:30	Instrument ID:	CVOAMS6
Lims ID:	460-151079-A-34	Lab Sample ID:	460-151079-34
Client ID:	MW-547D		
Operator ID:		ALS Bottle#:	26 Worklist Smp#: 27
Purge Vol:	5.000 mL	Dil. Factor:	1.0000
Method:	8260624W6	Limit Group:	VOA - 8260C DKQP Water and Solid
Column:	Rtx-624 (0.25 mm)	Detector	MS SCAN

59 1,2-Dichloroethane, CAS: 107-06-2

Processing Results

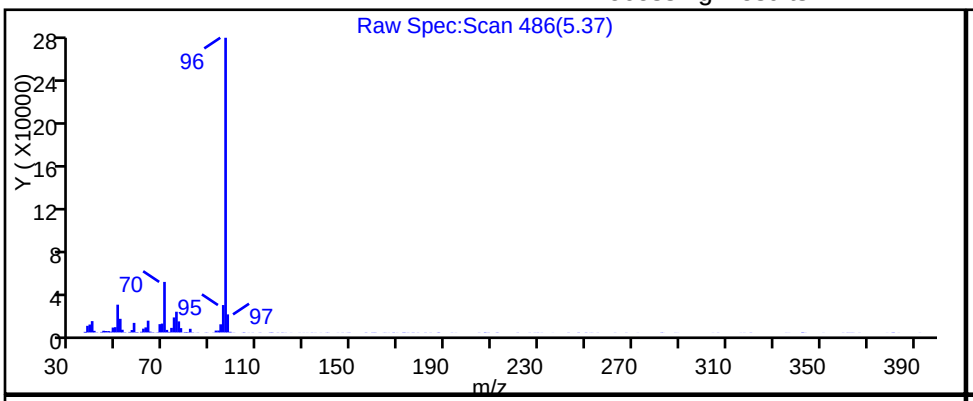

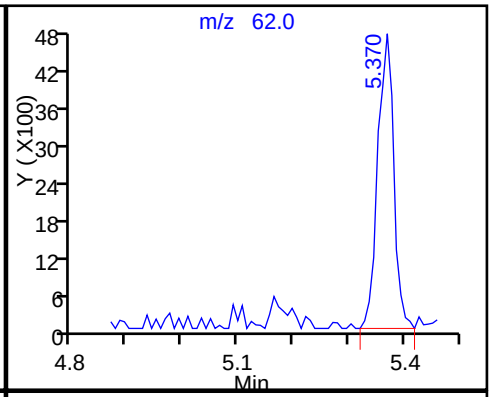

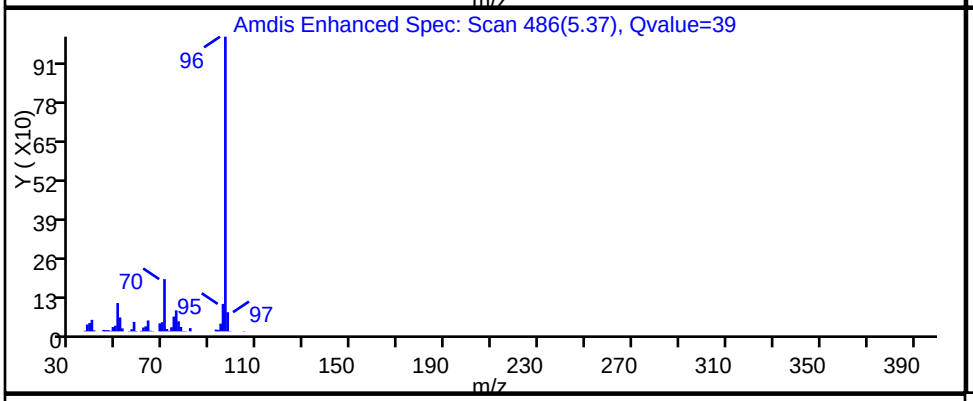

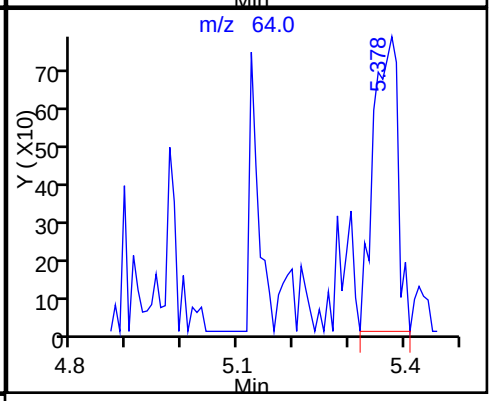

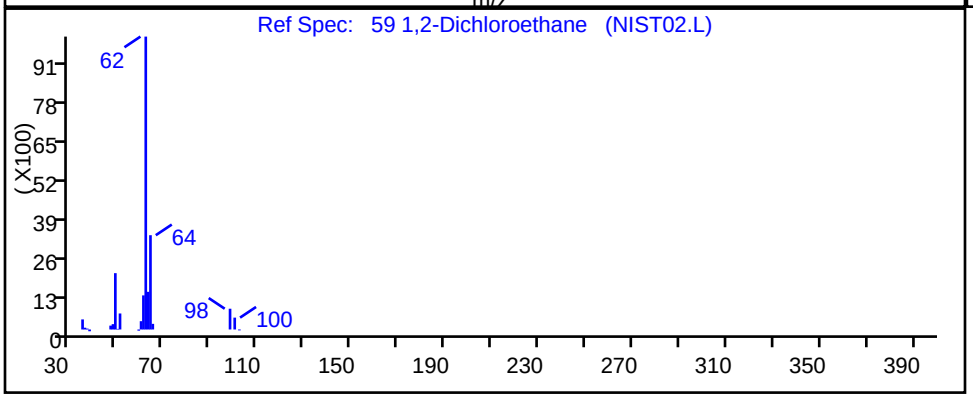

RT	Mass	Response	Amount
5.37	62.00	9565	1.976313
5.38	64.00	2392	

Reviewer: delpolitov, 12-Mar-2018 17:51:30

Audit Action: Marked Compound Undetected Audit Reason: Invalid Compound ID

User Disabled Compound Report

TestAmerica Edison

Data File:	\\ChromNA\Edison\ChromData\CVOAMS6\20180309-68556.b\F60609.D		
Injection Date:	09-Mar-2018 20:16:30	Instrument ID:	CVOAMS6
Lims ID:	460-151079-A-34	Lab Sample ID:	460-151079-34
Client ID:	MW-547D		
Operator ID:		ALS Bottle#:	26 Worklist Smp#: 27
Purge Vol:	5.000 mL	Dil. Factor:	1.0000
Method:	8260624W6	Limit Group:	VOA - 8260C DKQP Water and Solid
Column:	Rtx-624 (0.25 mm)	Detector	MS SCAN

41 2-Butanone (MEK), CAS: 78-93-3

Processing Results

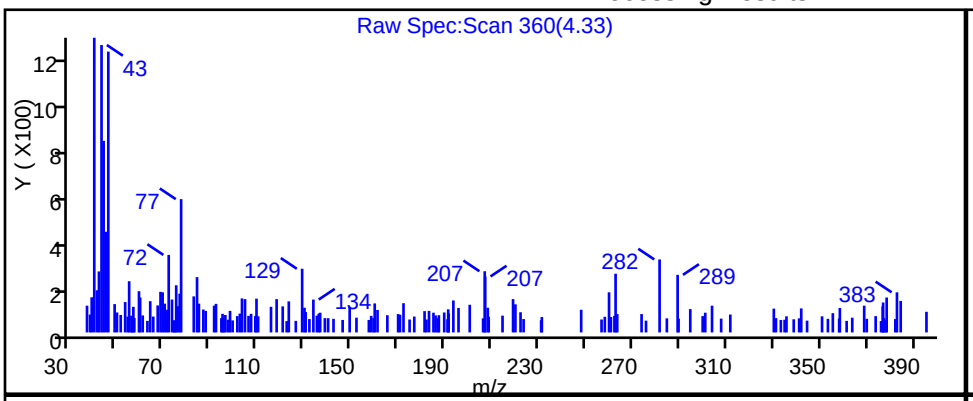

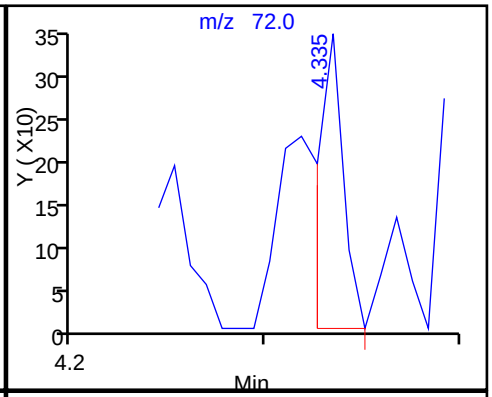

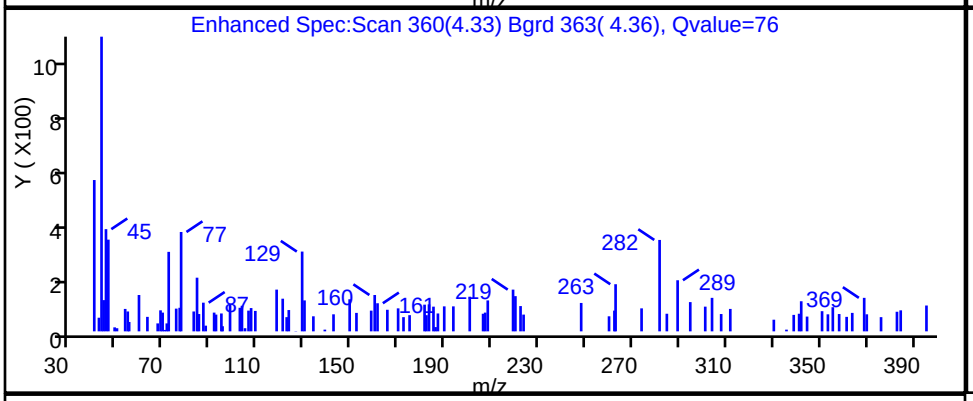

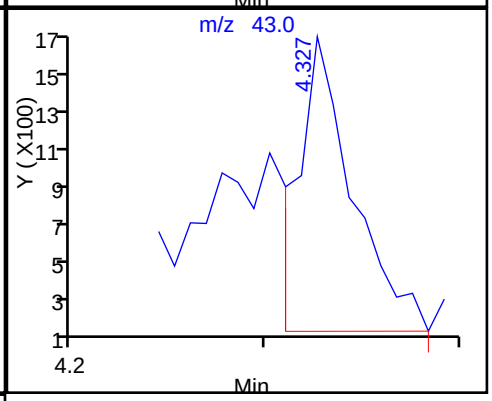

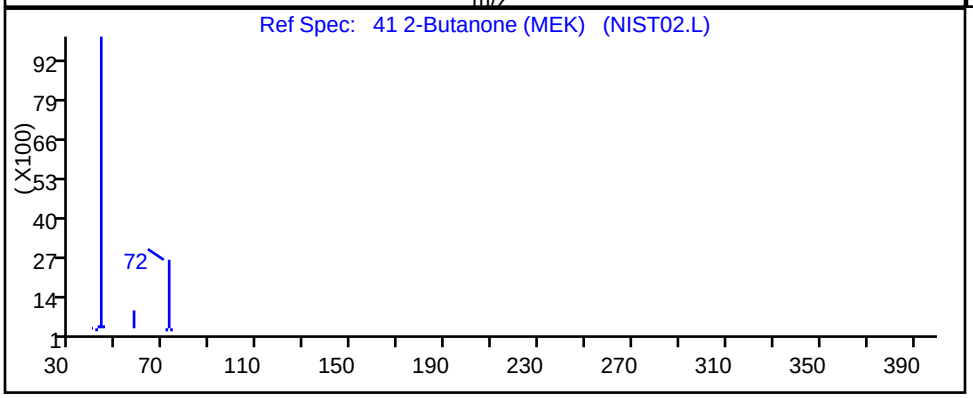

RT	Mass	Response	Amount
4.33	72.00	308	2.691500
4.33	43.00	2954	

Reviewer: delpolitov, 12-Mar-2018 17:51:30

Audit Action: Marked Compound Undetected Audit Reason: Invalid Compound ID

User Disabled Compound Report

TestAmerica Edison

Data File:	\\ChromNA\Edison\ChromData\CVOAMS6\20180309-68556.b\F60609.D		
Injection Date:	09-Mar-2018 20:16:30	Instrument ID:	CVOAMS6
Lims ID:	460-151079-A-34	Lab Sample ID:	460-151079-34
Client ID:	MW-547D		
Operator ID:		ALS Bottle#:	26 Worklist Smp#: 27
Purge Vol:	5.000 mL	Dil. Factor:	1.0000
Method:	8260624W6	Limit Group:	VOA - 8260C DKQP Water and Solid
Column:	Rtx-624 (0.25 mm)	Detector	MS SCAN

77 4-Methyl-2-pentanone (MIBK), CAS: 108-10-1

Processing Results

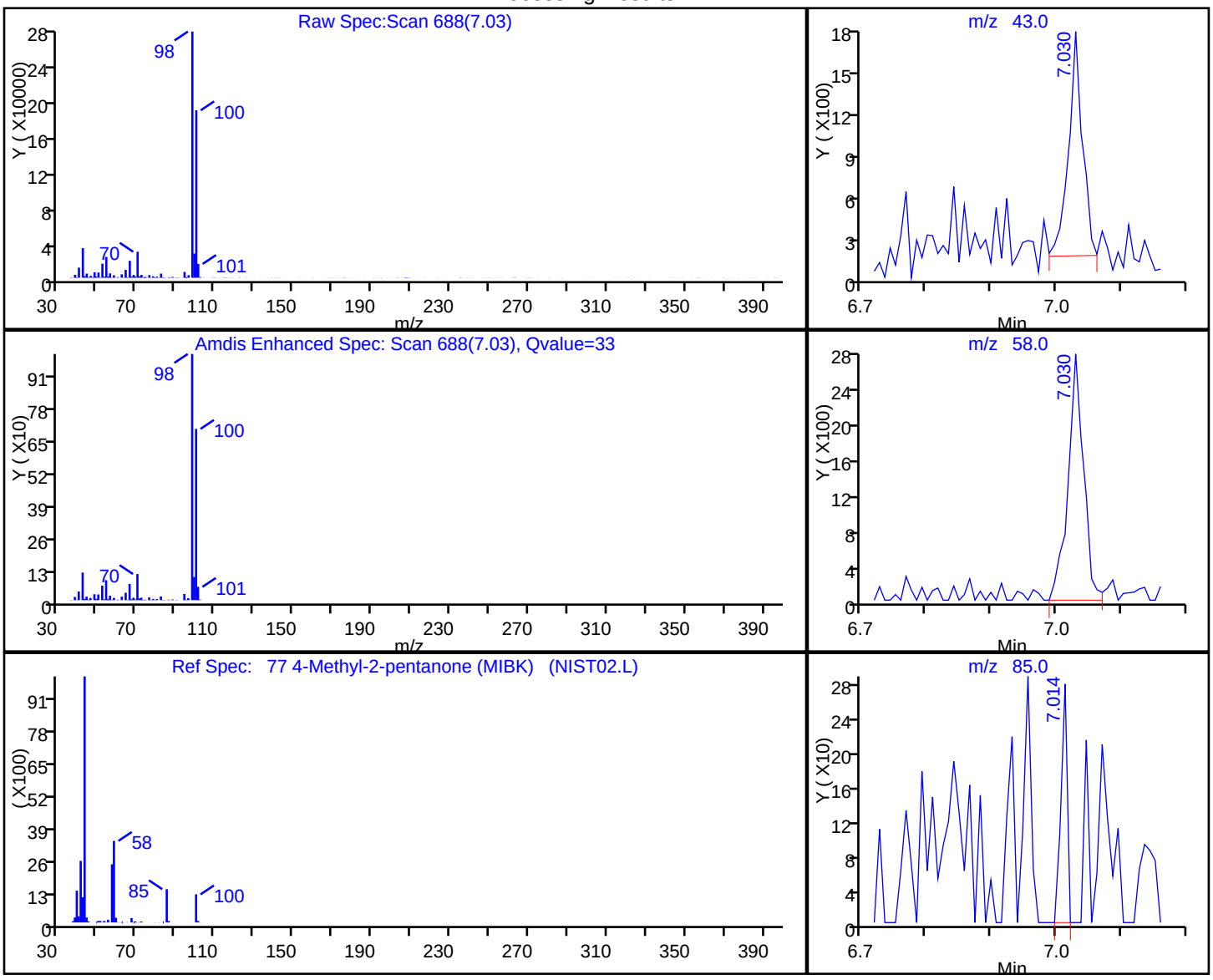

RT	Mass	Response	Amount
7.03	43.00	2296	0.851625
7.03	58.00	4572	
7.01	85.00	190	
7.03	100.00	373491	

Reviewer: delpolitov, 12-Mar-2018 17:51:30

Audit Action: Marked Compound Undetected Audit Reason: Invalid Compound ID

User Disabled Compound Report

TestAmerica Edison

Data File:	\\ChromNA\Edison\ChromData\CVOAMS6\20180309-68556.b\F60609.D		
Injection Date:	09-Mar-2018 20:16:30	Instrument ID:	CVOAMS6
Lims ID:	460-151079-A-34	Lab Sample ID:	460-151079-34
Client ID:	MW-547D		
Operator ID:		ALS Bottle#:	26 Worklist Smp#: 27
Purge Vol:	5.000 mL	Dil. Factor:	1.0000
Method:	8260624W6	Limit Group:	VOA - 8260C DKQP Water and Solid
Column:	Rtx-624 (0.25 mm)	Detector	MS SCAN

6 Bromomethane, CAS: 74-83-9

Processing Results

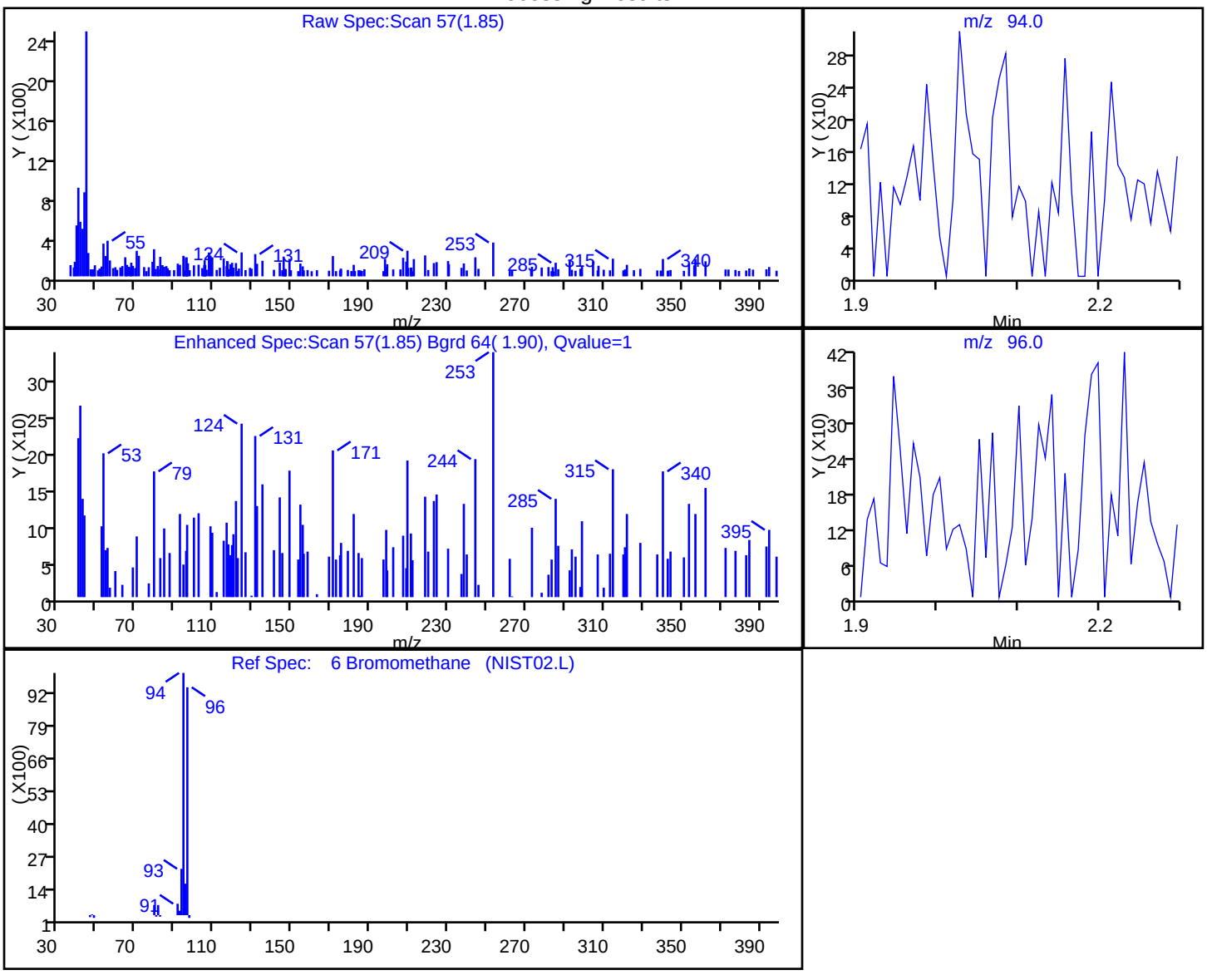

RT	Mass	Response	Amount
1.85	94.00	564	0.204558
1.85	96.00	592	

Reviewer: delpolitov, 12-Mar-2018 17:51:30

Audit Action: Marked Compound Undetected Audit Reason: Invalid Compound ID

User Disabled Compound Report

TestAmerica Edison

Data File:	\\ChromNA\Edison\ChromData\CVOAMS6\20180309-68556.b\F60609.D		
Injection Date:	09-Mar-2018 20:16:30	Instrument ID:	CVOAMS6
Lims ID:	460-151079-A-34	Lab Sample ID:	460-151079-34
Client ID:	MW-547D		
Operator ID:		ALS Bottle#:	26 Worklist Smp#: 27
Purge Vol:	5.000 mL	Dil. Factor:	1.0000
Method:	8260624W6	Limit Group:	VOA - 8260C DKQP Water and Solid
Column:	Rtx-624 (0.25 mm)	Detector	MS SCAN

4 Vinyl chloride, CAS: 75-01-4

Processing Results

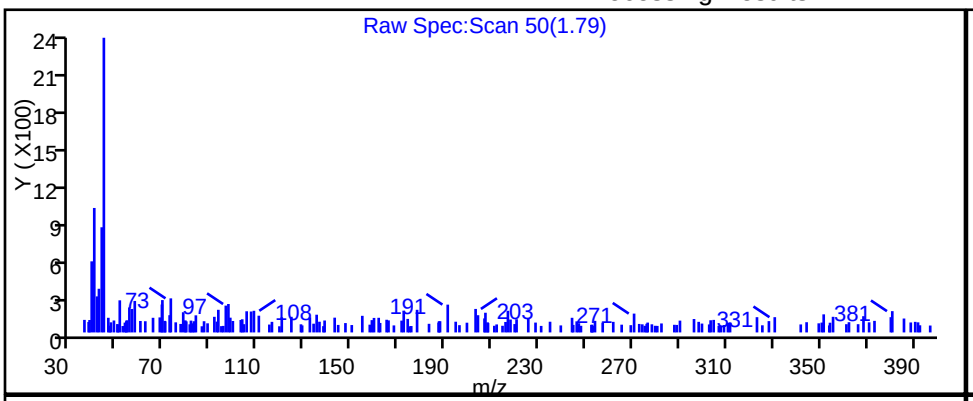

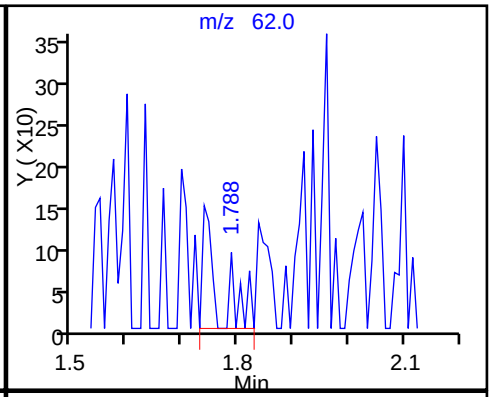

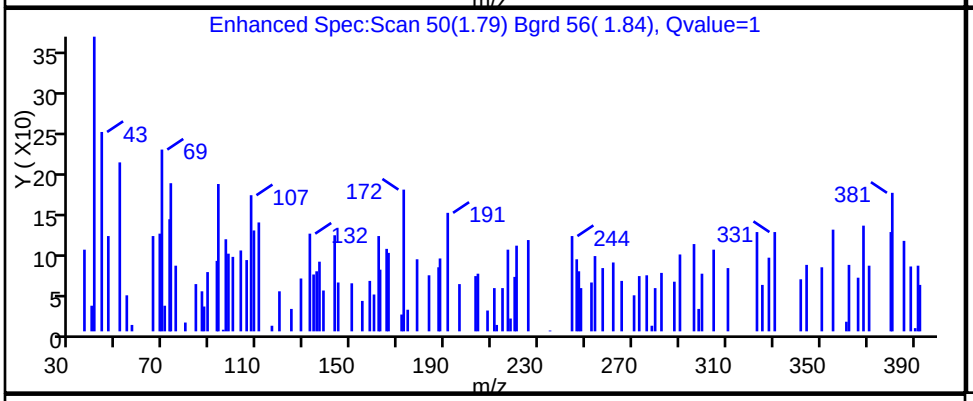

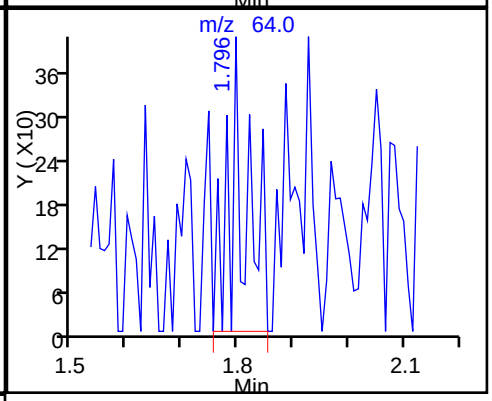

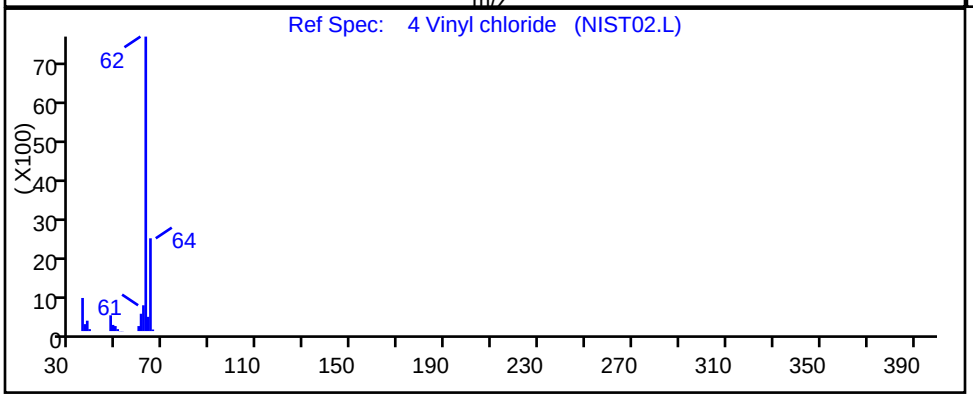

RT	Mass	Response	Amount
1.79	62.00	270	0.062165
1.80	64.00	897	

Reviewer: delpolitov, 12-Mar-2018 17:51:30

Audit Action: Marked Compound Undetected Audit Reason: Invalid Compound ID

FORM I
GC/MS VOA ORGANICS ANALYSIS DATA SHEET

Lab Name: TestAmerica Edison | Job No.: 460-151079-1

SDG No.:

Client Sample ID: MW-549S | Lab Sample ID: 460-151079-35

Matrix: Water | Lab File ID: F60610.D

Analysis Method: 8260C | Date Collected: 02/27/2018 07:30

Sample wt/vol: 5(mL) | Date Analyzed: 03/09/2018 20:40

Soil Aliquot Vol: | Dilution Factor: 1

Soil Extract Vol.: | GC Column: Rtx-624 ID: 0.25(mm)

% Moisture: | Level: (low/med) Low

Analysis Batch No.: 502418 | Units: ug/L

CAS NO.	COMPOUND NAME	RESULT	Q	RL	MDL
71-55-6	1,1,1-Trichloroethane	0.28	U	1.0	0.28
79-34-5	1,1,2,2-Tetrachloroethane	0.19	U	1.0	0.19
79-00-5	1,1,2-Trichloroethane	0.080	U	1.0	0.080
75-34-3	1,1-Dichloroethane	0.24	U	1.0	0.24
75-35-4	1,1-Dichloroethene	0.34	U	1.0	0.34
87-61-6	1,2,3-Trichlorobenzene	0.35	U	1.0	0.35
120-82-1	1,2,4-Trichlorobenzene	0.27	U	1.0	0.27
96-12-8	1,2-Dibromo-3-Chloropropane	0.23	U	1.0	0.23
106-93-4	1,2-Dibromoethane	0.19	U	1.0	0.19
95-50-1	1,2-Dichlorobenzene	0.22	U	1.0	0.22
107-06-2	1,2-Dichloroethane	0.25	U	1.0	0.25
78-87-5	1,2-Dichloropropane	0.18	U	1.0	0.18
541-73-1	1,3-Dichlorobenzene	0.33	U	1.0	0.33
106-46-7	1,4-Dichlorobenzene	0.33	U	1.0	0.33
123-91-1	1,4-Dioxane	8.7	U	50	8.7
78-93-3	2-Butanone	2.2	U	5.0	2.2
591-78-6	2-Hexanone	0.72	U	5.0	0.72
108-10-1	4-Methyl-2-pentanone	0.63	U	5.0	0.63
67-64-1	Acetone	1.1	U	5.0	1.1
71-43-2	Benzene	0.090	U	1.0	0.090
74-97-5	Bromochloromethane	0.30	U	1.0	0.30
75-27-4	Bromodichloromethane	0.15	U	1.0	0.15
75-25-2	Bromoform	0.18	U	1.0	0.18
74-83-9	Bromomethane	0.18	U	1.0	0.18
75-15-0	Carbon disulfide	0.22	U	1.0	0.22
56-23-5	Carbon tetrachloride	0.33	U	1.0	0.33
108-90-7	Chlorobenzene	0.24	U	1.0	0.24
75-00-3	Chloroethane	0.37	U	1.0	0.37
67-66-3	Chloroform	1.9		1.0	0.22
74-87-3	Chloromethane	0.22	U	1.0	0.22
156-59-2	cis-1,2-Dichloroethene	0.26	U	1.0	0.26
10061-01-5	cis-1,3-Dichloropropene	0.16	U	1.0	0.16
110-82-7	Cyclohexane	0.26	U	1.0	0.26
124-48-1	Dibromochloromethane	0.22	U	1.0	0.22
75-71-8	Dichlorodifluoromethane	0.14	U	1.0	0.14
100-41-4	Ethylbenzene	0.30	U	1.0	0.30

FORM I
GC/MS VOA ORGANICS ANALYSIS DATA SHEET

Lab Name: TestAmerica Edison | Job No.: 460-151079-1

SDG No.:

Client Sample ID: MW-549S | Lab Sample ID: 460-151079-35

Matrix: Water | Lab File ID: F60610.D

Analysis Method: 8260C | Date Collected: 02/27/2018 07:30

Sample wt/vol: 5(mL) | Date Analyzed: 03/09/2018 20:40

Soil Aliquot Vol: | Dilution Factor: 1

Soil Extract Vol.: | GC Column: Rtx-624 ID: 0.25(mm)

% Moisture: | Level: (low/med) Low

Analysis Batch No.: 502418 | Units: ug/L

CAS NO.	COMPOUND NAME	RESULT	Q	RL	MDL
76-13-1	Freon TF	1.4		1.0	0.34
98-82-8	Isopropylbenzene	0.32	U	1.0	0.32
179601-23-1	m&p-Xylene	0.28	U	1.0	0.28
79-20-9	Methyl acetate	0.58	U	5.0	0.58
108-87-2	Methylcyclohexane	0.22	U	1.0	0.22
75-09-2	Methylene Chloride	1.0		1.0	0.21
1634-04-4	MTBE	0.13	U	1.0	0.13
95-47-6	o-Xylene	0.32	U	1.0	0.32
100-42-5	Styrene	0.17	U	1.0	0.17
127-18-4	Tetrachloroethene	2.8		1.0	0.12
108-88-3	Toluene	0.25	U	1.0	0.25
156-60-5	trans-1,2-Dichloroethene	0.18	U	1.0	0.18
10061-02-6	trans-1,3-Dichloropropene	0.19	U	1.0	0.19
79-01-6	Trichloroethene	1.0		1.0	0.22
75-69-4	Trichlorofluoromethane	0.15	U	1.0	0.15
75-01-4	Vinyl chloride	0.060	U	1.0	0.060

CAS NO.	SURROGATE	%REC	Q	LIMITS
17060-07-0	1,2-Dichloroethane-d4 (Surr)	101		70-130
460-00-4	Bromofluorobenzene	101		70-130
1868-53-7	Dibromofluoromethane (Surr)	102		70-130
2037-26-5	Toluene-d8 (Surr)	99		70-130

FORM I
GC/MS VOA ORGANICS ANALYSIS DATA SHEET
TENTATIVELY IDENTIFIED COMPOUNDS

Lab Name: TestAmerica Edison Job No.: 460-151079-1

SDG No.:

Client Sample ID: MW-549S Lab Sample ID: 460-151079-35

Matrix: Water Lab File ID: F60610.D

Analysis Method: 8260C Date Collected: 02/27/2018 07:30

Sample wt/vol: 5(mL) Date Analyzed: 03/09/2018 20:40

Soil Aliquot Vol: Dilution Factor: 1

Soil Extract Vol.: GC Column: Rtx-624 ID: 0.25(mm)

% Moisture: Level: (low/med) Low

Analysis Batch No.: 502418 Units: ug/L

Number TICs Found: 0 TIC Result Total: 0

CAS NO.	COMPOUND NAME	RT	RESULT	Q	MATCH QUALITY
	Tentatively Identified Compound		None		

TestAmerica Edison
Target Compound Quantitation Report

Data File: \\ChromNA\Edison\ChromData\CVOAMS6\20180309-68556.b\F60610.D
Lims ID: 460-151079-A-35
Client ID: MW-549S
Sample Type: Client
Inject. Date: 09-Mar-2018 20:40:30 ALS Bottle#: 27 Worklist Smp#: 28
Purge Vol: 5.000 mL Dil. Factor: 1.0000
Sample Info: 460-151079-A-35
Misc. Info.: 460-0068556-028
Operator ID: Instrument ID: CVOAMS6

Method: \\ChromNA\Edison\ChromData\CVOAMS6\20180309-68556.b\8260624W6.m
Limit Group: VOA - 8260C DKQP Water and Solid
Last Update: 12-Mar-2018 17:52:05 Calib Date: 09-Mar-2018 04:49:30
Integrator: RTE ID Type: Deconvolution ID
Quant Method: Internal Standard Quant By: Initial Calibration
Last ICal File: \\ChromNA\Edison\ChromData\CVOAMS6\20180309-68530.b\F60575.D

Column 1 : Rtx-624 (0.25 mm) Det: MS SCAN
Process Host: XAWRK008

First Level Reviewer: delpolitov Date: 12-Mar-2018 17:52:05

Compound	Sig	RT (min.)	Exp RT (min.)	Dlt RT (min.)	Q	Response	OnCol Amt ug/l	Flags
16 1,1,2-Trichloro-1,2,2-trif	101	2.774	2.765	0.009	95	5567	1.39	
* 26 TBA-d9 (IS)	65	3.217	3.209	0.008	0	250757	1000.0	
27 Methylene Chloride	84	3.226	3.217	0.009	30	3761	1.00	
* 38 2-Butanone-d5	46	4.269	4.261	0.008	0	229015	250.0	
48 Chloroform	83	4.598	4.581	0.017	92	11030	1.89	
$ 51 Dibromofluoromethane (Surr	113	4.746	4.738	0.008	97	148913	51.1	
$ 56 1,2-Dichloroethane-d4 (Sur	65	5.099	5.091	0.008	0	156921	50.6	
* 61 Fluorobenzene	96	5.362	5.362	0.000	99	503313	50.0	
63 Trichloroethene	95	5.724	5.707	0.017	90	3461	1.02	
* 67 1,4-Dioxane-d8	96	6.060	6.052	0.008	0	25898	1000.0	
$ 78 Toluene-d8 (Surr)	98	7.030	7.022	0.008	99	499122	49.3	
83 Tetrachloroethene	166	7.720	7.712	0.008	91	11452	2.79	
* 89 Chlorobenzene-d5	117	8.821	8.813	0.008	84	417100	50.0	
$ 100 4-Bromofluorobenzene	174	10.070	10.070	0.000	96	202797	50.5	
* 116 1,4-Dichlorobenzene-d4	152	10.941	10.941	0.000	94	274496	50.0	

Reagents:

VOA6IS/SURR_00009 Amount Added: 5.00 Units: uL Run Reagent

Report Date: 12-Mar-2018 17:52:07 Chrom Revision: 2.2 08-Feb-2018 13:38:42

TestAmerica Edison

Data File: \\ChromNA\Edison\ChromData\CVOAMS6\20180309-68556.b\F60610.D

Injection Date:	09-Mar-2018 20:40:30	Instrument ID:	CVOAMS6	Operator ID:	
Lims ID:	460-151079-A-35	Lab Sample ID:	460-151079-35	Worklist Smp#:	28
Client ID:	MW-549S				
Purge Vol:	5.000 mL	Dil. Factor:	1.0000	ALS Bottle#:	27
Method:	8260624W6	Limit Group:	VOA - 8260C DKQP Water and Solid		

Column: Rtx-624 (0.25 mm)

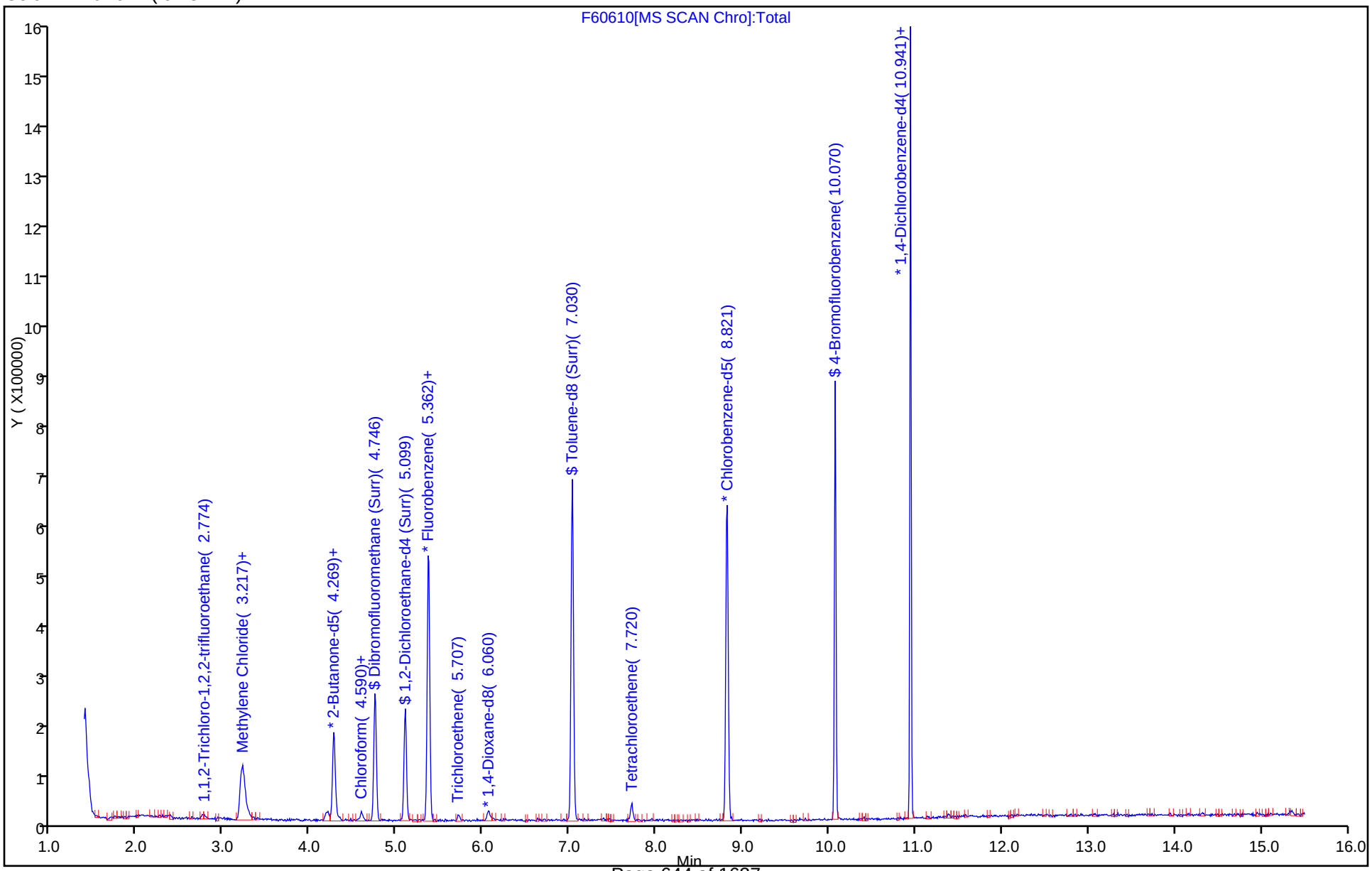

Report Date: 12-Mar-2018 17:52:07 Chrom Revision: 2.2 08-Feb-2018 13:38:42

TestAmerica Edison

Data File: \\ChromNA\Edison\ChromData\CVOAMS6\20180309-68556.b\F60610.D

Injection Date:	09-Mar-2018 20:40:30	Instrument ID:	CVOAMS6
Lims ID:	460-151079-A-35	Lab Sample ID:	460-151079-35
Client ID:	MW-549S		
Operator ID:		ALS Bottle#:	27 Worklist Smp#: 28
Purge Vol:	5.000 mL	Dil. Factor:	1.0000
Method:	8260624W6	Limit Group:	VOA - 8260C DKQP Water and Solid
Column:	Rtx-624 (0.25 mm)	Detector	MS SCAN

48 Chloroform, CAS: 67-66-3

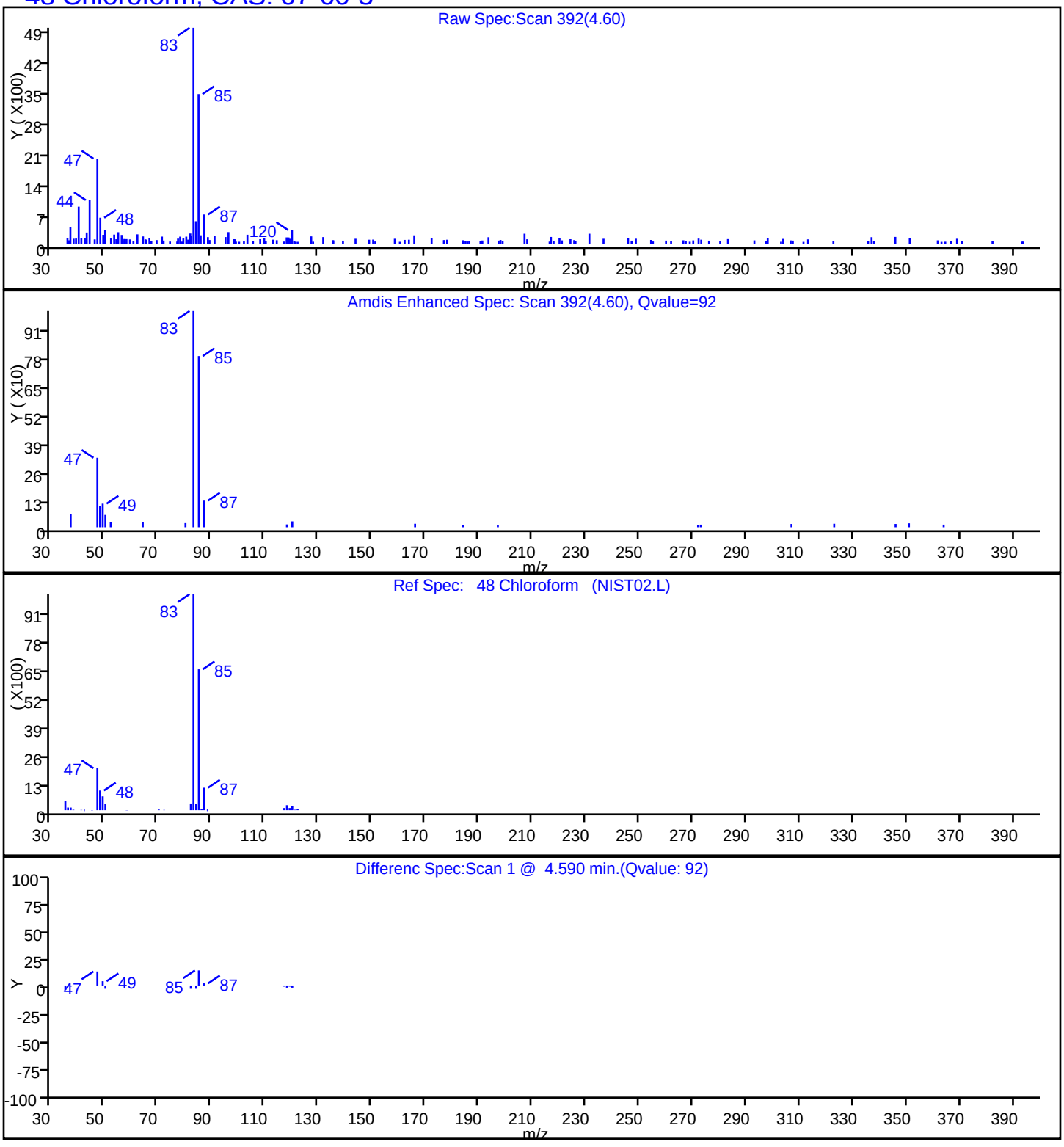

Report Date: 12-Mar-2018 17:52:07 Chrom Revision: 2.2 08-Feb-2018 13:38:42

TestAmerica Edison

Data File: \\ChromNA\Edison\ChromData\CVOAMS6\20180309-68556.b\F60610.D

Injection Date:	09-Mar-2018 20:40:30	Instrument ID:	CVOAMS6
Lims ID:	460-151079-A-35	Lab Sample ID:	460-151079-35
Client ID:	MW-549S		
Operator ID:		ALS Bottle#:	27 Worklist Smp#: 28
Purge Vol:	5.000 mL	Dil. Factor:	1.0000
Method:	8260624W6	Limit Group:	VOA - 8260C DKQP Water and Solid
Column:	Rtx-624 (0.25 mm)	Detector	MS SCAN

16 1,1,2-Trichloro-1,2,2-trifluoroethane, CAS: 76-13-1

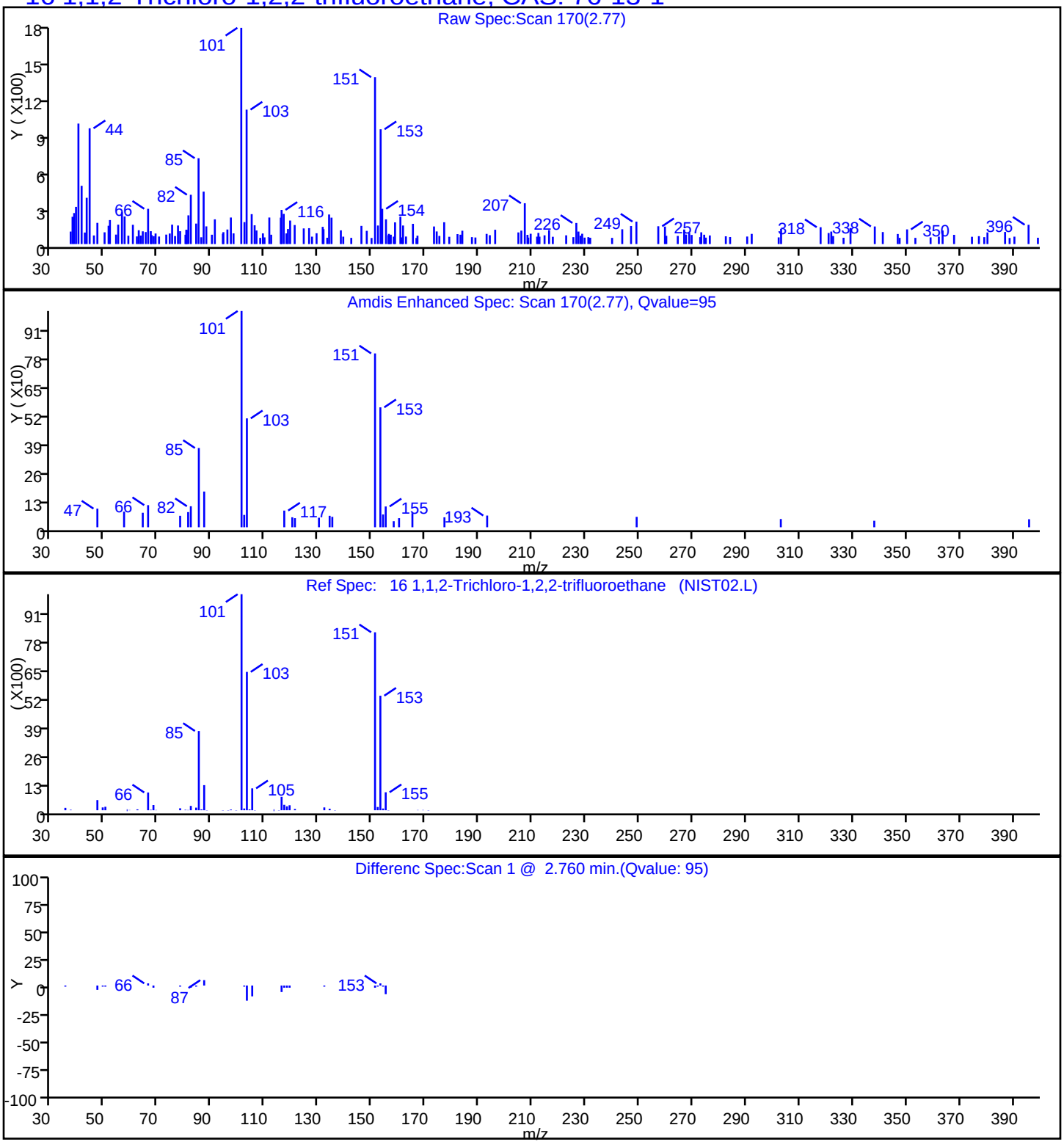

Report Date: 12-Mar-2018 17:52:07 Chrom Revision: 2.2 08-Feb-2018 13:38:42

TestAmerica Edison

Data File: \\ChromNA\Edison\ChromData\CVOAMS6\20180309-68556.b\F60610.D

Injection Date:	09-Mar-2018 20:40:30	Instrument ID:	CVOAMS6
Lims ID:	460-151079-A-35	Lab Sample ID:	460-151079-35
Client ID:	MW-549S		
Operator ID:		ALS Bottle#:	27 Worklist Smp#: 28
Purge Vol:	5.000 mL	Dil. Factor:	1.0000
Method:	8260624W6	Limit Group:	VOA - 8260C DKQP Water and Solid
Column:	Rtx-624 (0.25 mm)	Detector	MS SCAN

27 Methylene Chloride, CAS: 75-09-2

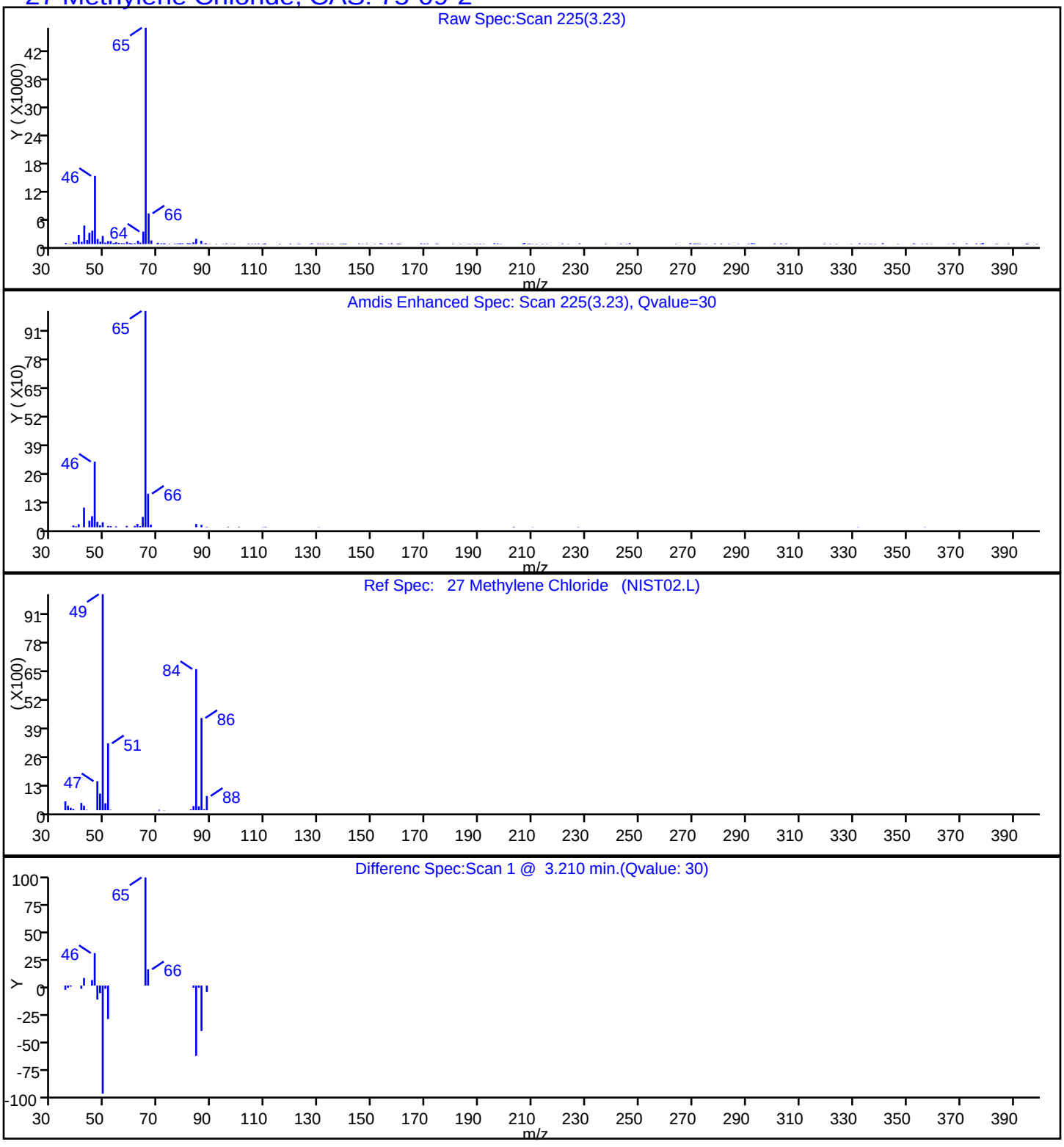

Report Date: 12-Mar-2018 17:52:07 Chrom Revision: 2.2 08-Feb-2018 13:38:42

TestAmerica Edison

Data File: \\ChromNA\Edison\ChromData\CVOAMS6\20180309-68556.b\F60610.D

Injection Date:	09-Mar-2018 20:40:30	Instrument ID:	CVOAMS6
Lims ID:	460-151079-A-35	Lab Sample ID:	460-151079-35
Client ID:	MW-549S		
Operator ID:		ALS Bottle#:	27 Worklist Smp#: 28
Purge Vol:	5.000 mL	Dil. Factor:	1.0000
Method:	8260624W6	Limit Group:	VOA - 8260C DKQP Water and Solid
Column:	Rtx-624 (0.25 mm)	Detector	MS SCAN

83 Tetrachloroethene, CAS: 127-18-4

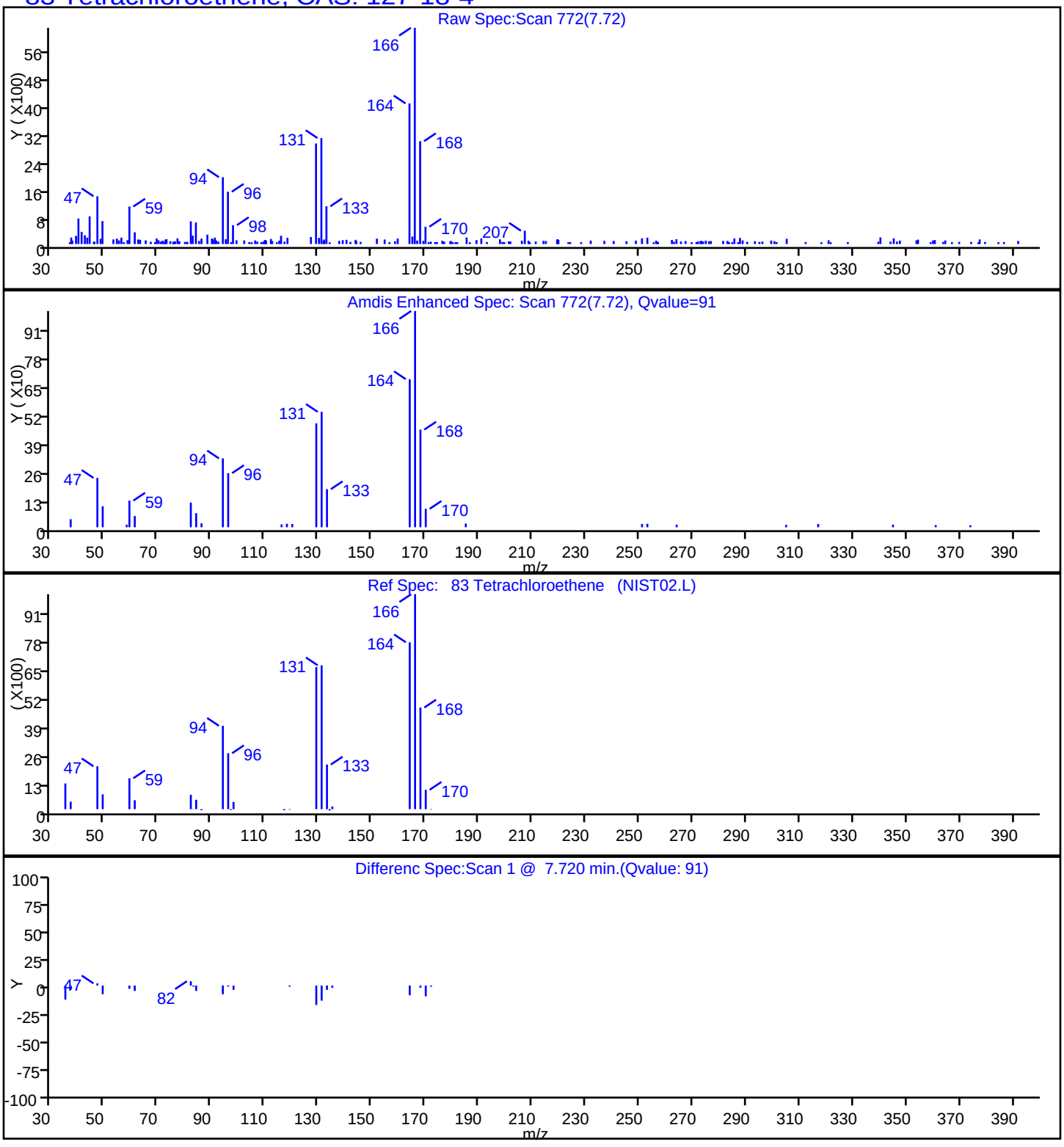

Report Date: 12-Mar-2018 17:52:07 Chrom Revision: 2.2 08-Feb-2018 13:38:42

TestAmerica Edison

Data File: \\ChromNA\Edison\ChromData\CVOAMS6\20180309-68556.b\F60610.D

Injection Date:	09-Mar-2018 20:40:30	Instrument ID:	CVOAMS6
Lims ID:	460-151079-A-35	Lab Sample ID:	460-151079-35
Client ID:	MW-549S		
Operator ID:		ALS Bottle#:	27 Worklist Smp#: 28
Purge Vol:	5.000 mL	Dil. Factor:	1.0000
Method:	8260624W6	Limit Group:	VOA - 8260C DKQP Water and Solid
Column:	Rtx-624 (0.25 mm)	Detector	MS SCAN

63 Trichloroethene, CAS: 79-01-6

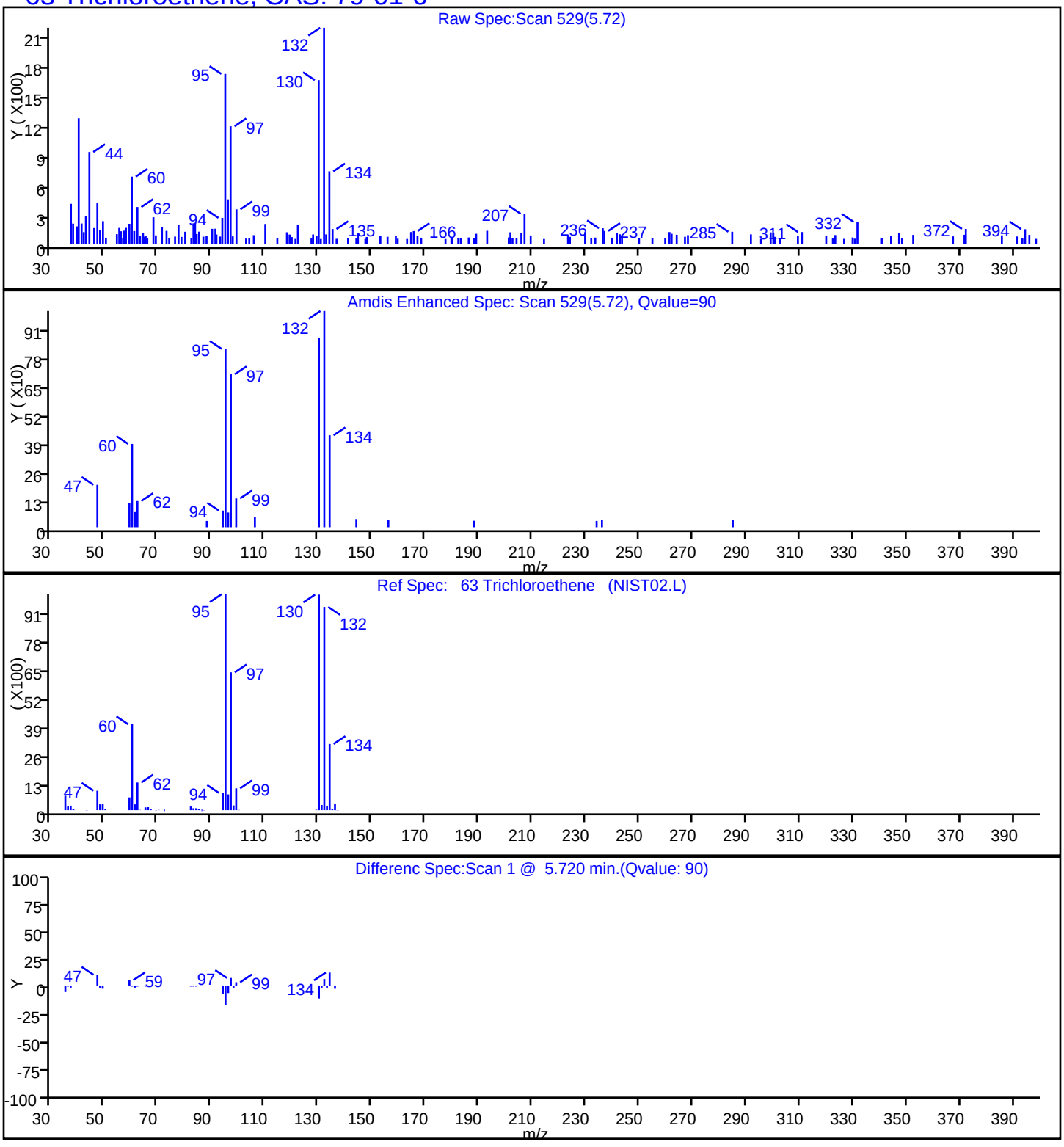

User Disabled Compound Report

TestAmerica Edison

Data File:	\\ChromNA\Edison\ChromData\CVOAMS6\20180309-68556.b\F60610.D		
Injection Date:	09-Mar-2018 20:40:30	Instrument ID:	CVOAMS6
Lims ID:	460-151079-A-35	Lab Sample ID:	460-151079-35
Client ID:	MW-549S		
Operator ID:		ALS Bottle#:	27 Worklist Smp#: 28
Purge Vol:	5.000 mL	Dil. Factor:	1.0000
Method:	8260624W6	Limit Group:	VOA - 8260C DKQP Water and Solid
Column:	Rtx-624 (0.25 mm)	Detector	MS SCAN

82 1,1,2-Trichloroethane, CAS: 79-00-5

Processing Results

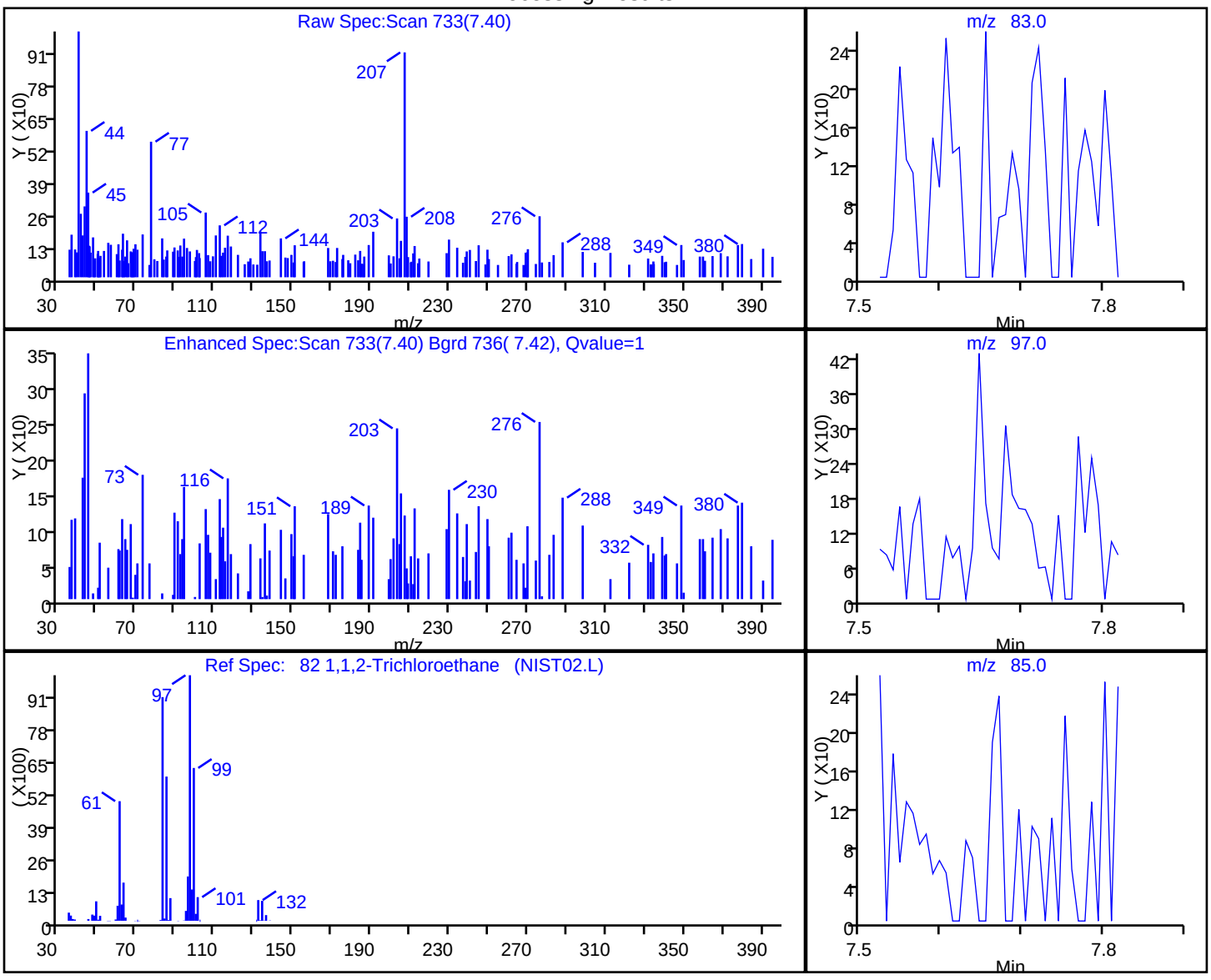

RT	Mass	Response	Amount
7.40	83.00	301	0.127004
7.38	97.00	114	
7.40	85.00	224	

Reviewer: delpolitov, 12-Mar-2018 17:52:05

Audit Action: Marked Compound Undetected Audit Reason: Invalid Compound ID

User Disabled Compound Report

TestAmerica Edison

Data File:	\\ChromNA\Edison\ChromData\CVOAMS6\20180309-68556.b\F60610.D		
Injection Date:	09-Mar-2018 20:40:30	Instrument ID:	CVOAMS6
Lims ID:	460-151079-A-35	Lab Sample ID:	460-151079-35
Client ID:	MW-549S		
Operator ID:		ALS Bottle#:	27 Worklist Smp#: 28
Purge Vol:	5.000 mL	Dil. Factor:	1.0000
Method:	8260624W6	Limit Group:	VOA - 8260C DKQP Water and Solid
Column:	Rtx-624 (0.25 mm)	Detector	MS SCAN

124 1,2-Dibromo-3-Chloropropane, CAS: 96-12-8

Processing Results

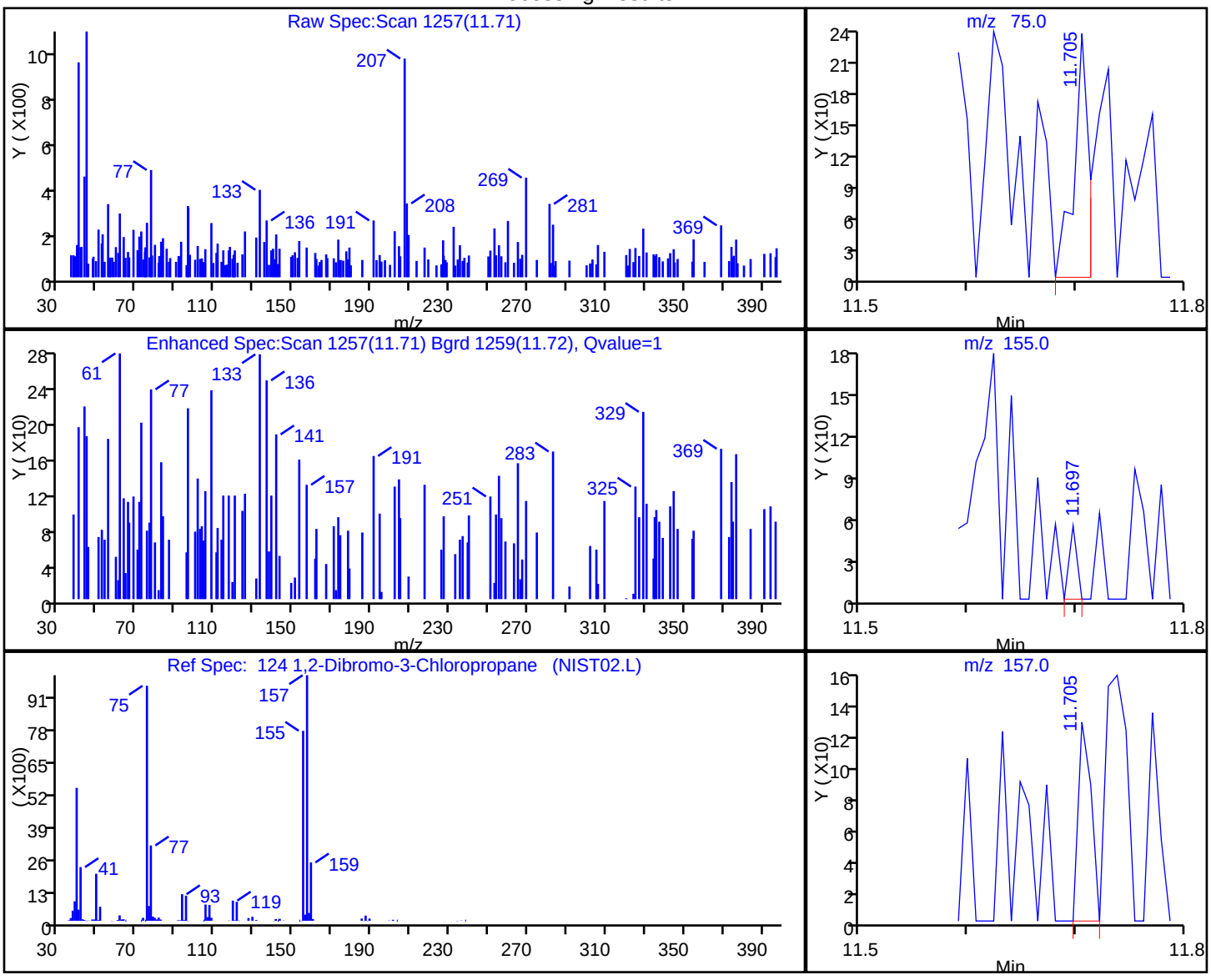

RT	Mass	Response	Amount
11.71	75.00	221	0.249325
11.70	155.00	26	
11.71	157.00	106	

Reviewer: delpolitov, 12-Mar-2018 17:52:05

Audit Action: Marked Compound Undetected Audit Reason: Invalid Compound ID

User Disabled Compound Report

TestAmerica Edison

Data File:	\\ChromNA\Edison\ChromData\CVOAMS6\20180309-68556.b\F60610.D		
Injection Date:	09-Mar-2018 20:40:30	Instrument ID:	CVOAMS6
Lims ID:	460-151079-A-35	Lab Sample ID:	460-151079-35
Client ID:	MW-549S		
Operator ID:		ALS Bottle#:	27 Worklist Smp#: 28
Purge Vol:	5.000 mL	Dil. Factor:	1.0000
Method:	8260624W6	Limit Group:	VOA - 8260C DKQP Water and Solid
Column:	Rtx-624 (0.25 mm)	Detector	MS SCAN

59 1,2-Dichloroethane, CAS: 107-06-2

Processing Results

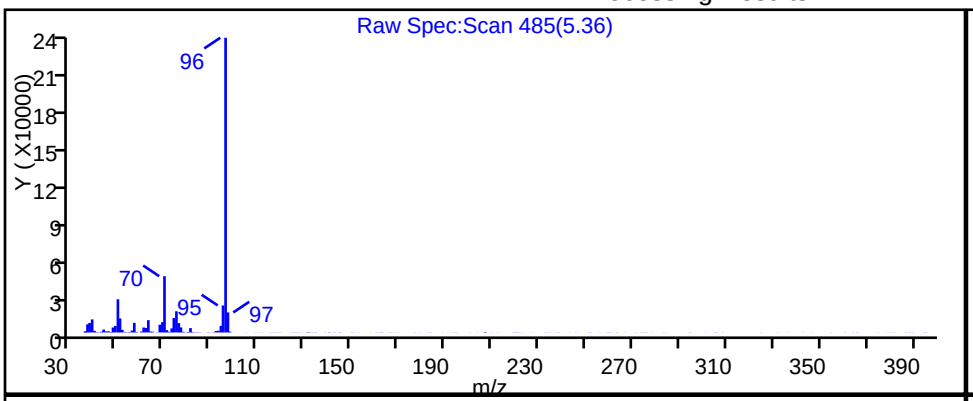

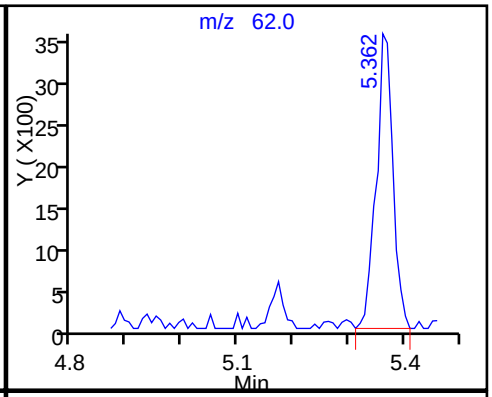

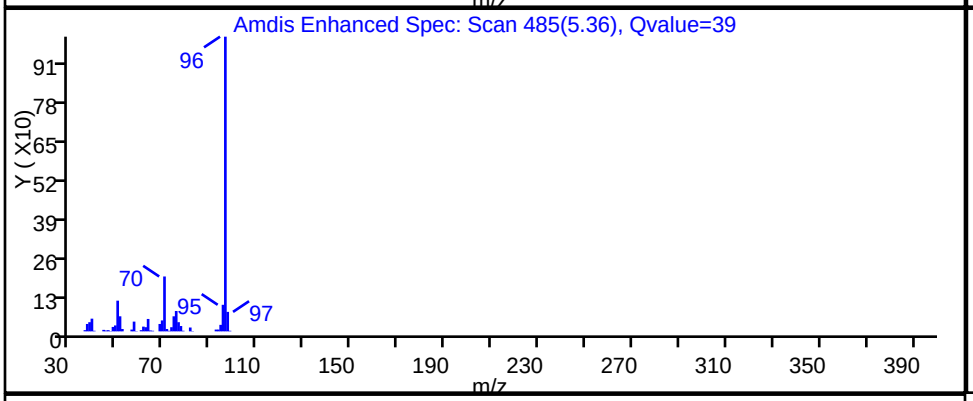

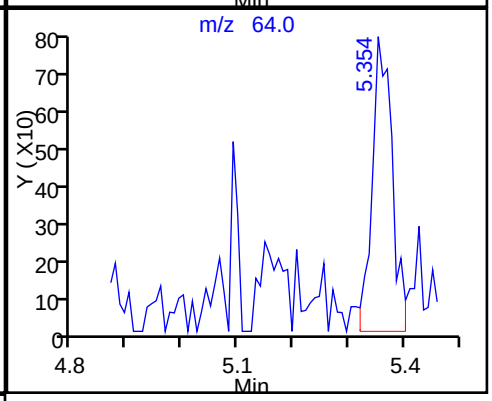

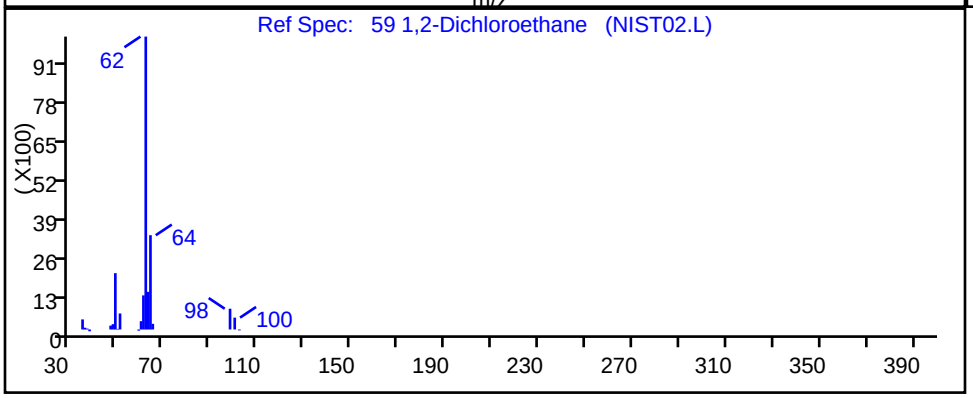

RT	Mass	Response	Amount
5.36	62.00	7555	1.763317
5.35	64.00	2006	

Reviewer: delpolitov, 12-Mar-2018 17:52:05

Audit Action: Marked Compound Undetected Audit Reason: Invalid Compound ID

User Disabled Compound Report

TestAmerica Edison

Data File:	\\ChromNA\Edison\ChromData\CVOAMS6\20180309-68556.b\F60610.D		
Injection Date:	09-Mar-2018 20:40:30	Instrument ID:	CVOAMS6
Lims ID:	460-151079-A-35	Lab Sample ID:	460-151079-35
Client ID:	MW-549S		
Operator ID:		ALS Bottle#:	27 Worklist Smp#: 28
Purge Vol:	5.000 mL	Dil. Factor:	1.0000
Method:	8260624W6	Limit Group:	VOA - 8260C DKQP Water and Solid
Column:	Rtx-624 (0.25 mm)	Detector	MS SCAN

69 1,4-Dioxane, CAS: 123-91-1

Processing Results

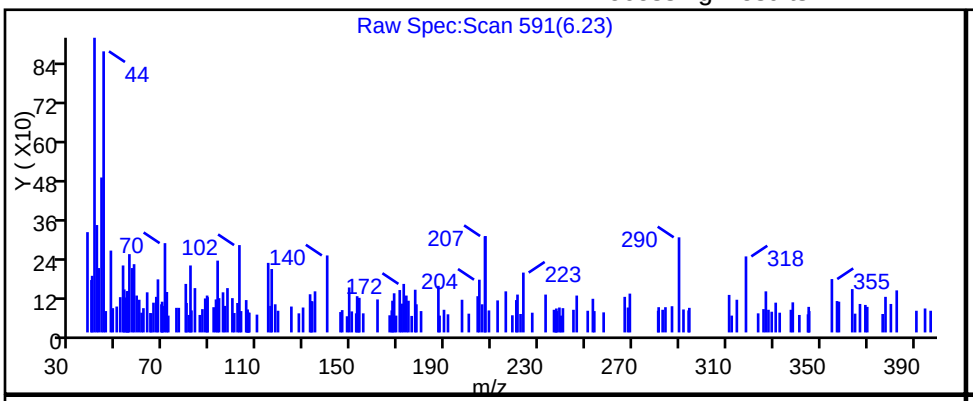

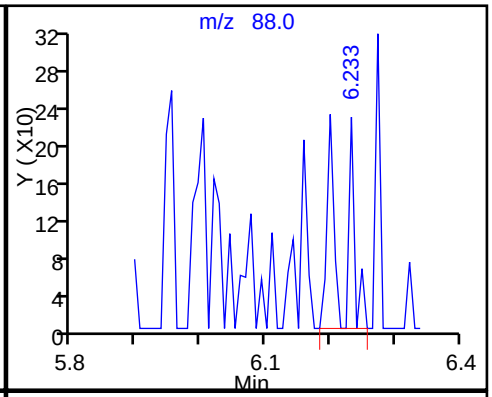

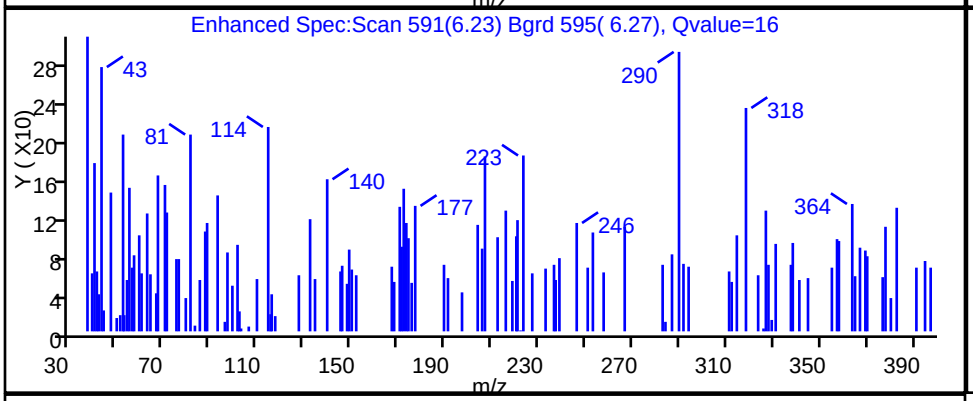

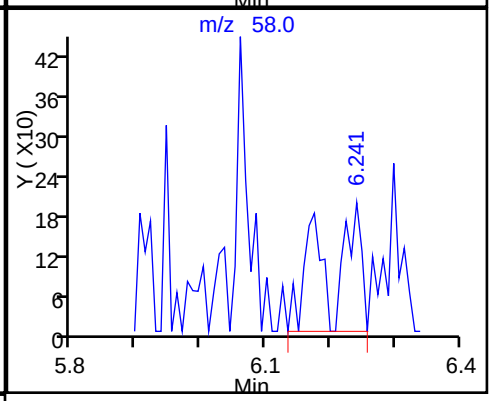

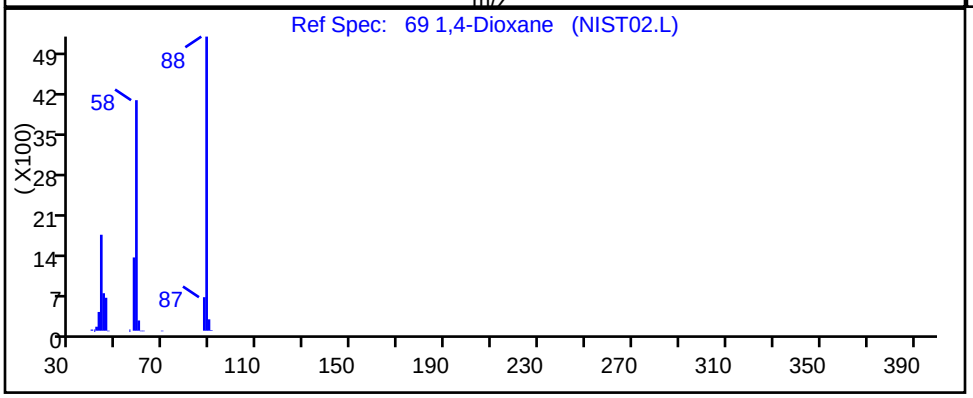

RT	Mass	Response	Amount
6.23	88.00	313	9.936501
6.24	58.00	707	

Reviewer: delpolitov, 12-Mar-2018 17:52:05

Audit Action: Marked Compound Undetected Audit Reason: Invalid Compound ID

User Disabled Compound Report

TestAmerica Edison

Data File:	\\ChromNA\Edison\ChromData\CVOAMS6\20180309-68556.b\F60610.D		
Injection Date:	09-Mar-2018 20:40:30	Instrument ID:	CVOAMS6
Lims ID:	460-151079-A-35	Lab Sample ID:	460-151079-35
Client ID:	MW-549S		
Operator ID:		ALS Bottle#:	27 Worklist Smp#: 28
Purge Vol:	5.000 mL	Dil. Factor:	1.0000
Method:	8260624W6	Limit Group:	VOA - 8260C DKQP Water and Solid
Column:	Rtx-624 (0.25 mm)	Detector	MS SCAN

41 2-Butanone (MEK), CAS: 78-93-3

Processing Results

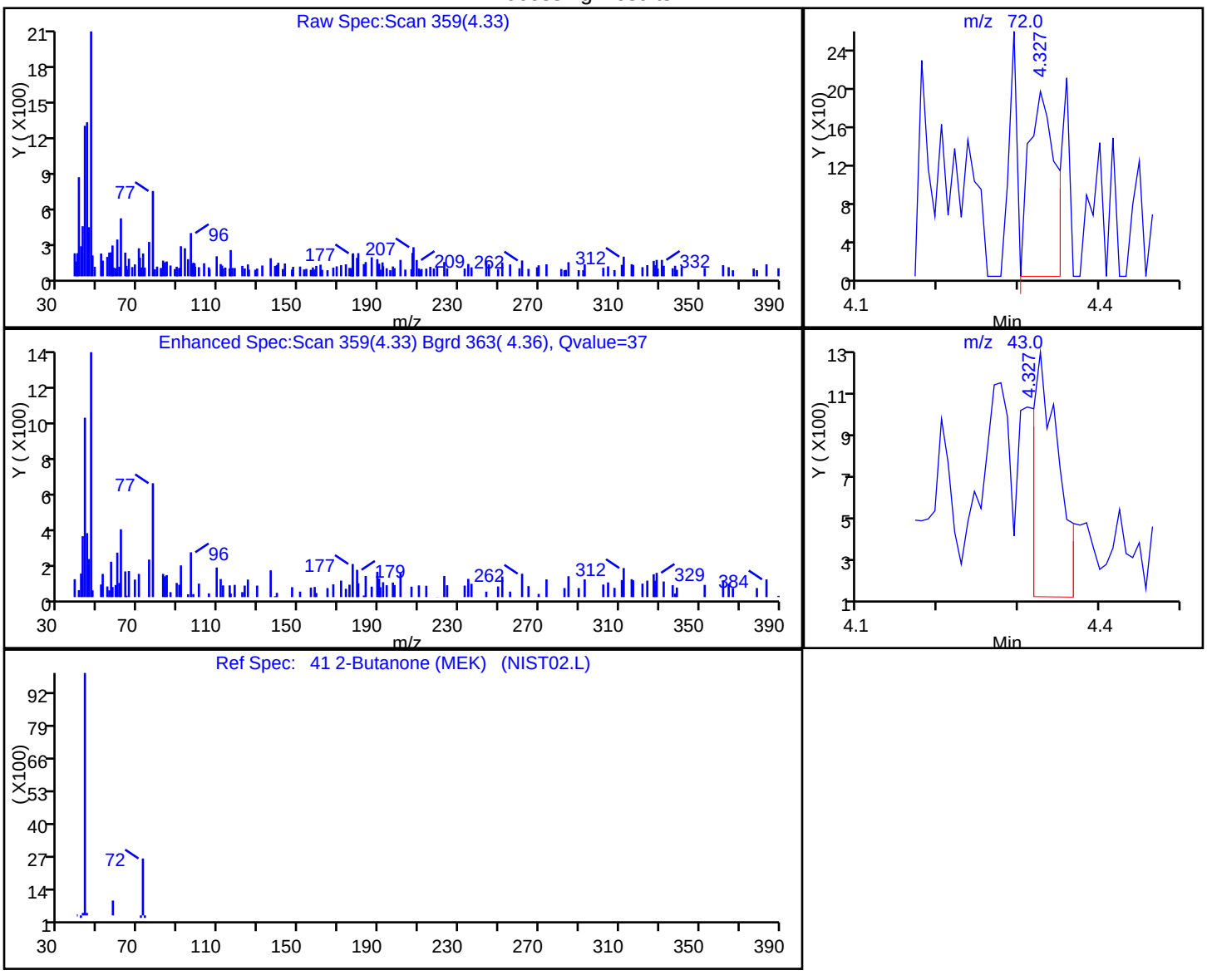

RT	Mass	Response	Amount
4.33	72.00	427	3.173379
4.33	43.00	2439	

Reviewer: delpolitov, 12-Mar-2018 17:52:05

Audit Action: Marked Compound Undetected Audit Reason: Invalid Compound ID

User Disabled Compound Report

TestAmerica Edison

Data File:	\\ChromNA\Edison\ChromData\CVOAMS6\20180309-68556.b\F60610.D		
Injection Date:	09-Mar-2018 20:40:30	Instrument ID:	CVOAMS6
Lims ID:	460-151079-A-35	Lab Sample ID:	460-151079-35
Client ID:	MW-549S		
Operator ID:		ALS Bottle#:	27 Worklist Smp#: 28
Purge Vol:	5.000 mL	Dil. Factor:	1.0000
Method:	8260624W6	Limit Group:	VOA - 8260C DKQP Water and Solid
Column:	Rtx-624 (0.25 mm)	Detector	MS SCAN

77 4-Methyl-2-pentanone (MIBK), CAS: 108-10-1

Processing Results

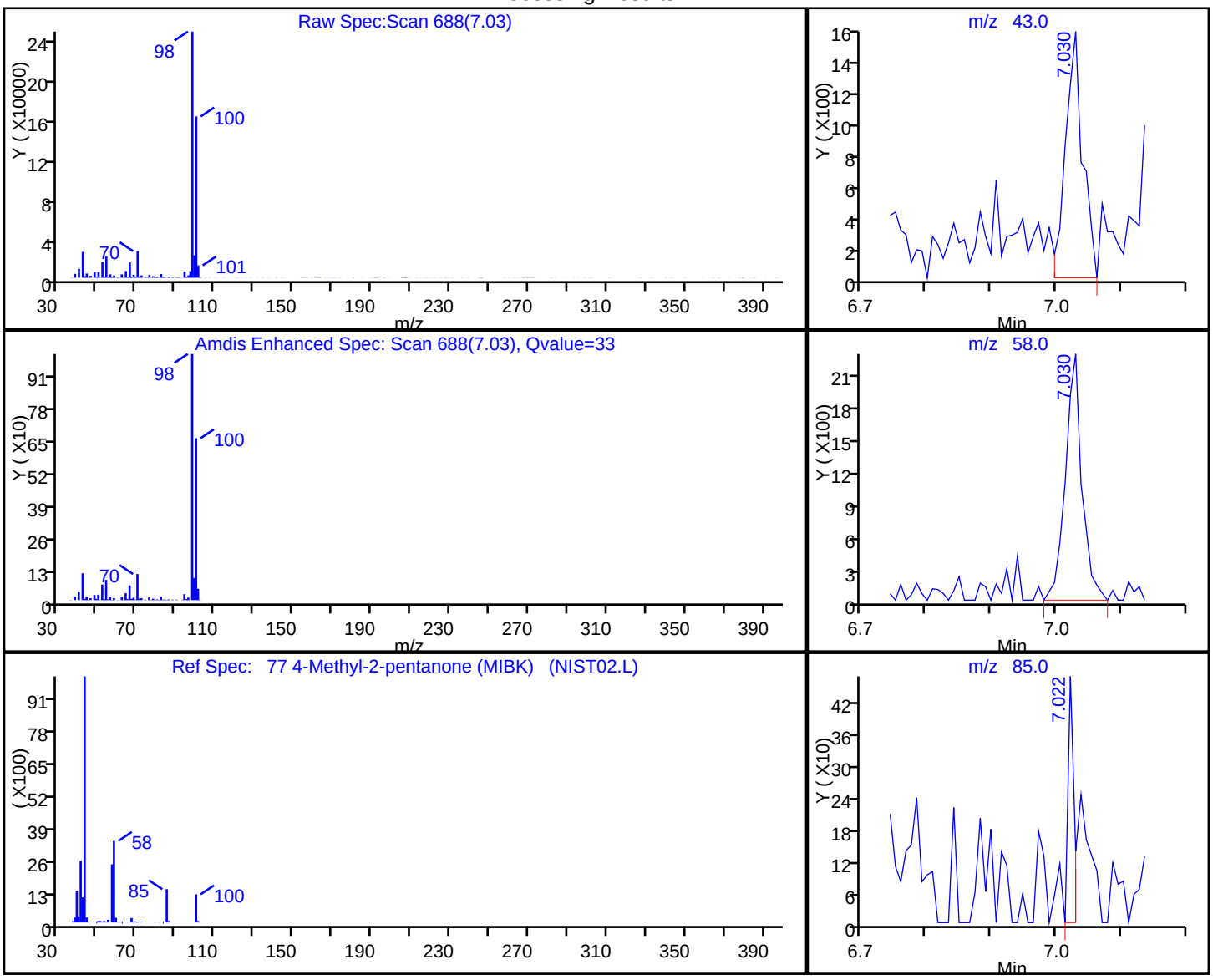

RT	Mass	Response	Amount
7.03	43.00	2791	1.131218
7.03	58.00	4038	
7.02	85.00	298	
7.03	100.00	323971	

Reviewer: delpolitov, 12-Mar-2018 17:52:05

Audit Action: Marked Compound Undetected Audit Reason: Invalid Compound ID

User Disabled Compound Report

TestAmerica Edison

Data File:	\\ChromNA\Edison\ChromData\CVOAMS6\20180309-68556.b\F60610.D		
Injection Date:	09-Mar-2018 20:40:30	Instrument ID:	CVOAMS6
Lims ID:	460-151079-A-35	Lab Sample ID:	460-151079-35
Client ID:	MW-549S		
Operator ID:		ALS Bottle#:	27 Worklist Smp#: 28
Purge Vol:	5.000 mL	Dil. Factor:	1.0000
Method:	8260624W6	Limit Group:	VOA - 8260C DKQP Water and Solid
Column:	Rtx-624 (0.25 mm)	Detector	MS SCAN

6 Bromomethane, CAS: 74-83-9

Processing Results

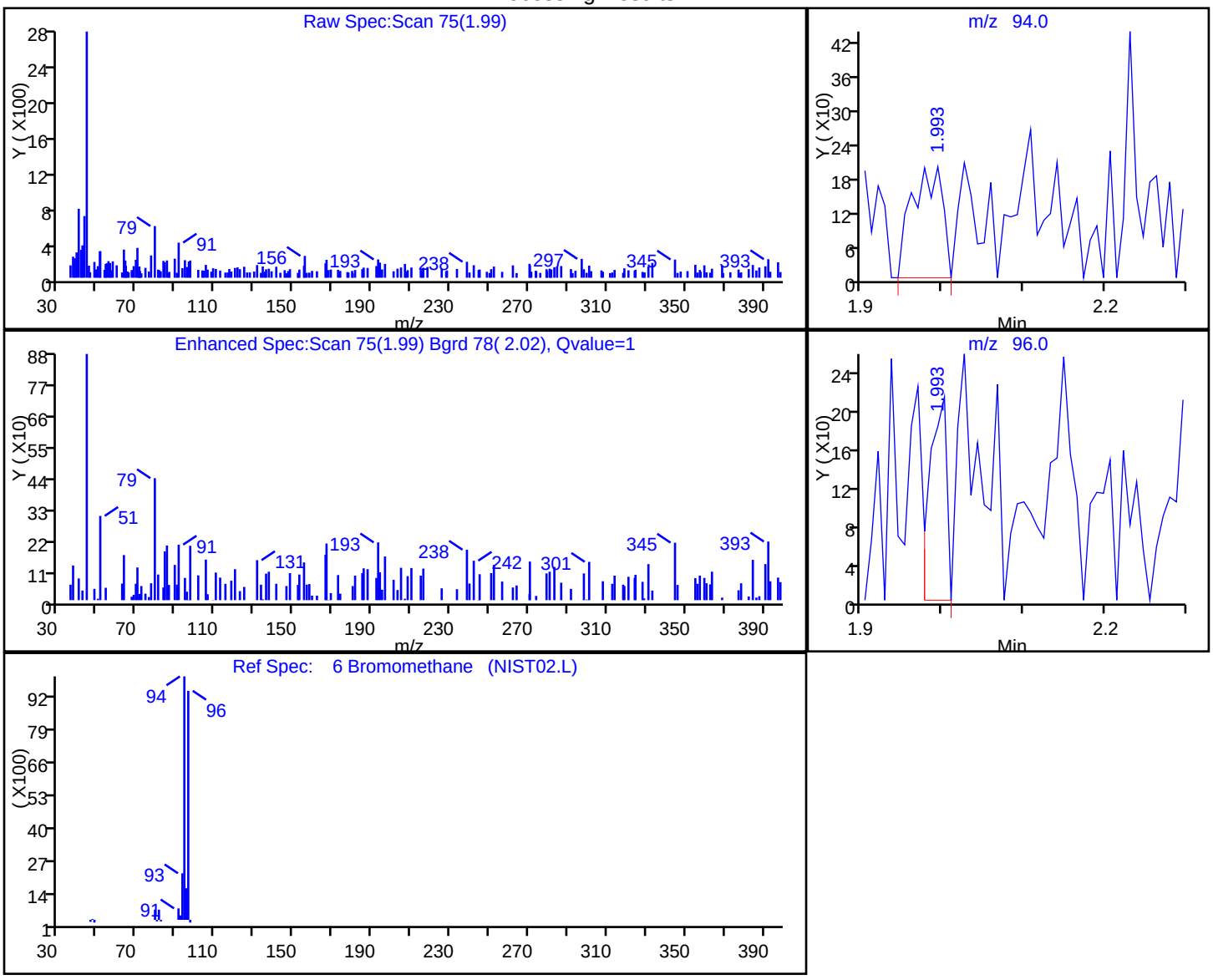

RT	Mass	Response	Amount
1.99	94.00	513	0.210175
1.99	96.00	309	

Reviewer: delpolitov, 12-Mar-2018 17:52:05

Audit Action: Marked Compound Undetected Audit Reason: Invalid Compound ID

User Disabled Compound Report

TestAmerica Edison

Data File:	\\ChromNA\Edison\ChromData\CVOAMS6\20180309-68556.b\F60610.D		
Injection Date:	09-Mar-2018 20:40:30	Instrument ID:	CVOAMS6
Lims ID:	460-151079-A-35	Lab Sample ID:	460-151079-35
Client ID:	MW-549S		
Operator ID:		ALS Bottle#:	27 Worklist Smp#: 28
Purge Vol:	5.000 mL	Dil. Factor:	1.0000
Method:	8260624W6	Limit Group:	VOA - 8260C DKQP Water and Solid
Column:	Rtx-624 (0.25 mm)	Detector	MS SCAN

2 Dichlorodifluoromethane, CAS: 75-71-8

Processing Results

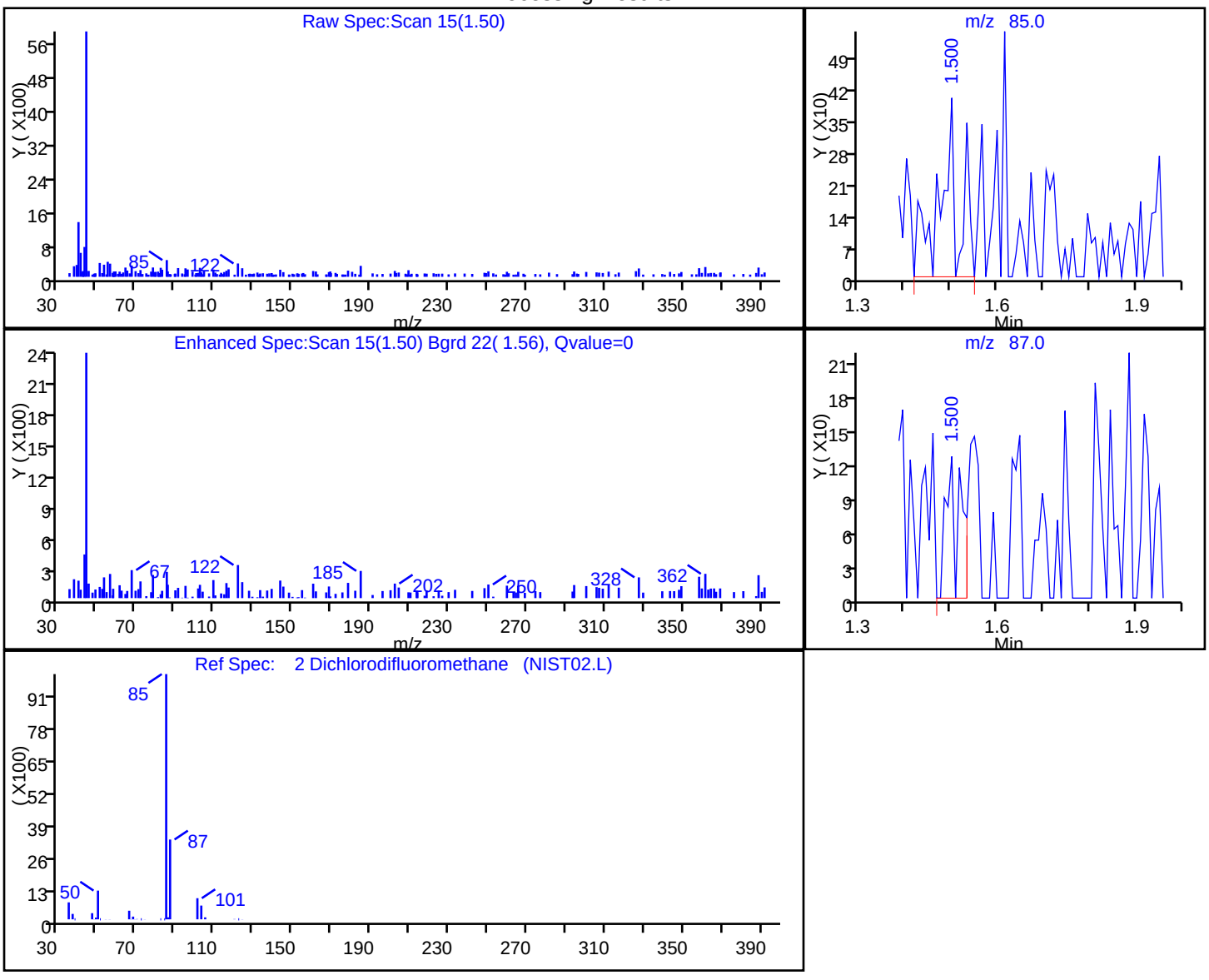

RT	Mass	Response	Amount
1.50	85.00	1111	0.206756
1.50	87.00	279	

Reviewer: delpolitov, 12-Mar-2018 17:52:05

Audit Action: Marked Compound Undetected Audit Reason: Invalid Compound ID

User Disabled Compound Report

TestAmerica Edison

Data File:	\\ChromNA\Edison\ChromData\CVOAMS6\20180309-68556.b\F60610.D		
Injection Date:	09-Mar-2018 20:40:30	Instrument ID:	CVOAMS6
Lims ID:	460-151079-A-35	Lab Sample ID:	460-151079-35
Client ID:	MW-549S		
Operator ID:		ALS Bottle#:	27 Worklist Smp#: 28
Purge Vol:	5.000 mL	Dil. Factor:	1.0000
Method:	8260624W6	Limit Group:	VOA - 8260C DKQP Water and Solid
Column:	Rtx-624 (0.25 mm)	Detector	MS SCAN

4 Vinyl chloride, CAS: 75-01-4

Processing Results

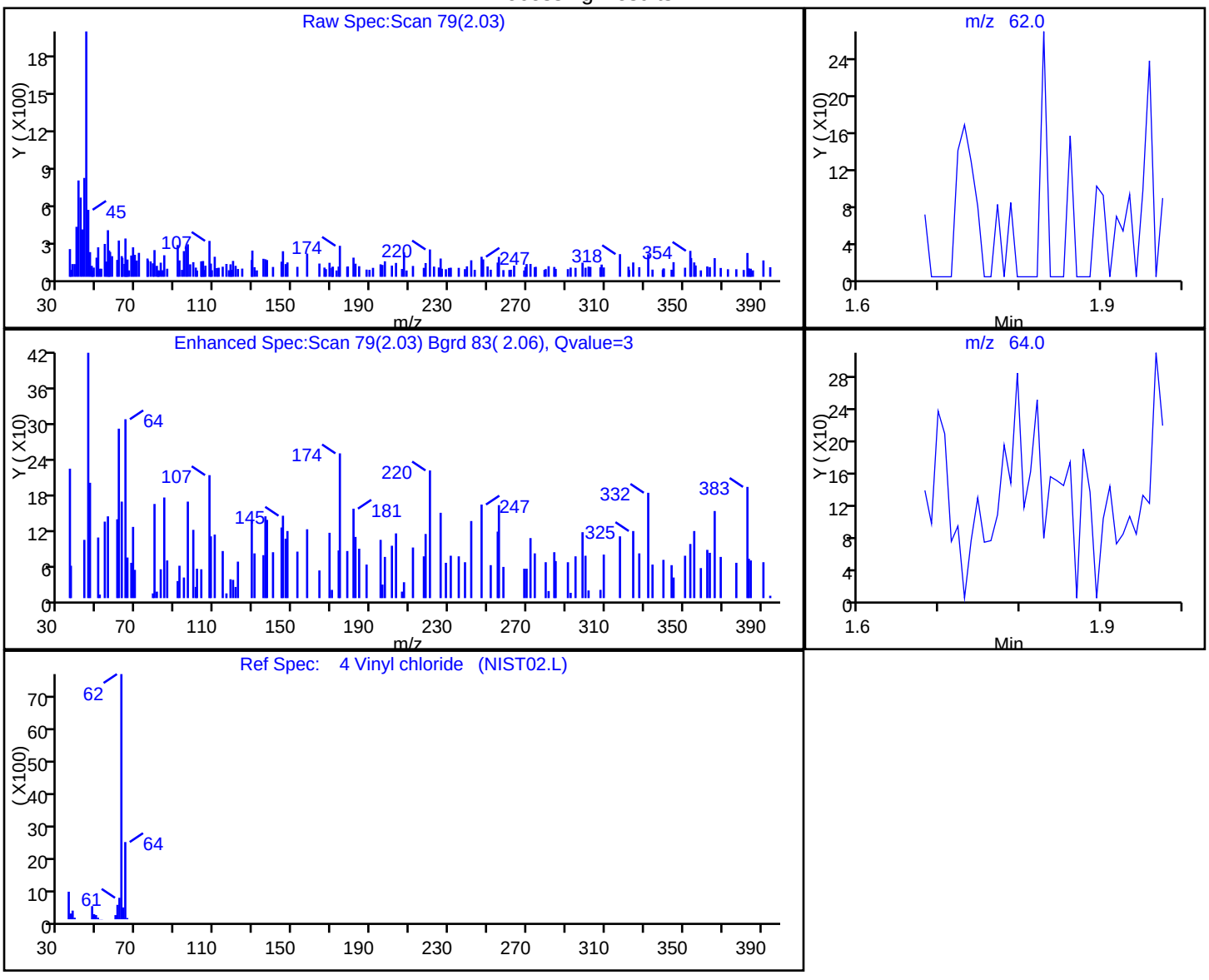

RT	Mass	Response	Amount
2.03	62.00	237	0.061639
2.04	64.00	1157	

Reviewer: delpolitov, 12-Mar-2018 17:52:05

Audit Action: Marked Compound Undetected Audit Reason: Invalid Compound ID

FORM I
GC/MS VOA ORGANICS ANALYSIS DATA SHEET

Lab Name: TestAmerica Edison | Job No.: 460-151079-1

SDG No.:

Client Sample ID: MW-549I | Lab Sample ID: 460-151079-36

Matrix: Water | Lab File ID: F60625.D

Analysis Method: 8260C | Date Collected: 02/27/2018 07:25

Sample wt/vol: 5(mL) | Date Analyzed: 03/10/2018 02:41

Soil Aliquot Vol: | Dilution Factor: 1

Soil Extract Vol.: | GC Column: Rtx-624 ID: 0.25(mm)

% Moisture: | Level: (low/med) Low

Analysis Batch No.: 502566 | Units: ug/L

CAS NO.	COMPOUND NAME	RESULT	Q	RL	MDL
71-55-6	1,1,1-Trichloroethane	0.28	U	1.0	0.28
79-34-5	1,1,2,2-Tetrachloroethane	0.19	U	1.0	0.19
79-00-5	1,1,2-Trichloroethane	0.080	U	1.0	0.080
75-34-3	1,1-Dichloroethane	0.24	U	1.0	0.24
75-35-4	1,1-Dichloroethene	0.34	U	1.0	0.34
87-61-6	1,2,3-Trichlorobenzene	0.35	U	1.0	0.35
120-82-1	1,2,4-Trichlorobenzene	0.27	U	1.0	0.27
96-12-8	1,2-Dibromo-3-Chloropropane	0.23	U	1.0	0.23
106-93-4	1,2-Dibromoethane	0.19	U	1.0	0.19
95-50-1	1,2-Dichlorobenzene	0.22	U	1.0	0.22
107-06-2	1,2-Dichloroethane	0.25	U	1.0	0.25
78-87-5	1,2-Dichloropropane	0.18	U	1.0	0.18
541-73-1	1,3-Dichlorobenzene	0.33	U	1.0	0.33
106-46-7	1,4-Dichlorobenzene	0.33	U	1.0	0.33
123-91-1	1,4-Dioxane	8.7	U *	50	8.7
78-93-3	2-Butanone	2.2	U	5.0	2.2
591-78-6	2-Hexanone	0.72	U	5.0	0.72
108-10-1	4-Methyl-2-pentanone	0.63	U	5.0	0.63
67-64-1	Acetone	1.1	U	5.0	1.1
71-43-2	Benzene	0.090	U	1.0	0.090
74-97-5	Bromochloromethane	0.30	U	1.0	0.30
75-27-4	Bromodichloromethane	0.15	U	1.0	0.15
75-25-2	Bromoform	0.18	U	1.0	0.18
74-83-9	Bromomethane	0.18	U	1.0	0.18
75-15-0	Carbon disulfide	0.22	U	1.0	0.22
56-23-5	Carbon tetrachloride	0.33	U	1.0	0.33
108-90-7	Chlorobenzene	0.24	U	1.0	0.24
75-00-3	Chloroethane	0.37	U	1.0	0.37
67-66-3	Chloroform	0.22	U	1.0	0.22
74-87-3	Chloromethane	0.22	U	1.0	0.22
156-59-2	cis-1,2-Dichloroethene	0.54	J	1.0	0.26
10061-01-5	cis-1,3-Dichloropropene	0.16	U	1.0	0.16
110-82-7	Cyclohexane	0.26	U	1.0	0.26
124-48-1	Dibromochloromethane	0.22	U	1.0	0.22
75-71-8	Dichlorodifluoromethane	0.14	U	1.0	0.14
100-41-4	Ethylbenzene	0.30	U	1.0	0.30

FORM I
GC/MS VOA ORGANICS ANALYSIS DATA SHEET

Lab Name: TestAmerica Edison | Job No.: 460-151079-1

SDG No.:

Client Sample ID: MW-549I | Lab Sample ID: 460-151079-36

Matrix: Water | Lab File ID: F60625.D

Analysis Method: 8260C | Date Collected: 02/27/2018 07:25

Sample wt/vol: 5(mL) | Date Analyzed: 03/10/2018 02:41

Soil Aliquot Vol: | Dilution Factor: 1

Soil Extract Vol.: | GC Column: Rtx-624 ID: 0.25(mm)

% Moisture: | Level: (low/med) Low

Analysis Batch No.: 502566 | Units: ug/L

CAS NO.	COMPOUND NAME	RESULT	Q	RL	MDL
76-13-1	Freon TF	0.90	J	1.0	0.34
98-82-8	Isopropylbenzene	0.32	U	1.0	0.32
179601-23-1	m&p-Xylene	0.28	U	1.0	0.28
79-20-9	Methyl acetate	0.58	U	5.0	0.58
108-87-2	Methylcyclohexane	0.22	U	1.0	0.22
75-09-2	Methylene Chloride	0.91	J	1.0	0.21
1634-04-4	MTBE	0.13	U	1.0	0.13
95-47-6	o-Xylene	0.32	U	1.0	0.32
100-42-5	Styrene	0.17	U	1.0	0.17
127-18-4	Tetrachloroethene	0.63	J	1.0	0.12
108-88-3	Toluene	0.25	U	1.0	0.25
156-60-5	trans-1,2-Dichloroethene	0.18	U	1.0	0.18
10061-02-6	trans-1,3-Dichloropropene	0.19	U	1.0	0.19
79-01-6	Trichloroethene	0.92	J	1.0	0.22
75-69-4	Trichlorofluoromethane	0.15	U	1.0	0.15
75-01-4	Vinyl chloride	0.060	U	1.0	0.060

CAS NO.	SURROGATE	%REC	Q	LIMITS
17060-07-0	1,2-Dichloroethane-d4 (Surr)	98		70-130
460-00-4	Bromofluorobenzene	107		70-130
1868-53-7	Dibromofluoromethane (Surr)	104		70-130
2037-26-5	Toluene-d8 (Surr)	97		70-130

FORM I
GC/MS VOA ORGANICS ANALYSIS DATA SHEET
TENTATIVELY IDENTIFIED COMPOUNDS

Lab Name: TestAmerica Edison Job No.: 460-151079-1

SDG No.:

Client Sample ID: MW-549I Lab Sample ID: 460-151079-36

Matrix: Water Lab File ID: F60625.D

Analysis Method: 8260C Date Collected: 02/27/2018 07:25

Sample wt/vol: 5(mL) Date Analyzed: 03/10/2018 02:41

Soil Aliquot Vol: Dilution Factor: 1

Soil Extract Vol.: GC Column: Rtx-624 ID: 0.25(mm)

% Moisture: Level: (low/med) Low

Analysis Batch No.: 502566 Units: ug/L

Number TICs Found: 0 TIC Result Total: 0

CAS NO.	COMPOUND NAME	RT	RESULT	Q	MATCH QUALITY
	Tentatively Identified Compound		None		

TestAmerica Edison
Target Compound Quantitation Report

Data File: \\ChromNA\Edison\ChromData\CVOAMS6\20180309-68582.b\F60625.D
Lims ID: 460-151079-A-36
Client ID: MW-549I
Sample Type: Client
Inject. Date: 10-Mar-2018 02:41:30 ALS Bottle#: 11 Worklist Smp#: 12
Purge Vol: 5.000 mL Dil. Factor: 1.0000
Sample Info: 460-151079-A-36
Misc. Info.: 460-0068582-012
Operator ID: Instrument ID: CVOAMS6

Method: \\ChromNA\Edison\ChromData\CVOAMS6\20180309-68582.b\8260624W6.m
Limit Group: VOA - 8260C DKQP Water and Solid
Last Update: 12-Mar-2018 18:04:30 Calib Date: 09-Mar-2018 04:49:30
Integrator: RTE ID Type: Deconvolution ID
Quant Method: Internal Standard Quant By: Initial Calibration
Last ICal File: \\ChromNA\Edison\ChromData\CVOAMS6\20180309-68530.b\F60575.D

Column 1 : Rtx-624 (0.25 mm) Det: MS SCAN
Process Host: XAWRK008

First Level Reviewer: moroneyc Date: 12-Mar-2018 06:47:41

Compound	Sig	RT (min.)	Exp RT (min.)	Dlt RT (min.)	Q	Response	OnCol Amt ug/l	Flags
16 1,1,2-Trichloro-1,2,2-trif	101	2.757	2.774	-0.017	52	3499	0.8957	
* 26 TBA-d9 (IS)	65	3.209	3.217	-0.008	0	221115	1000.0	
27 Methylene Chloride	84	3.226	3.234	-0.008	30	3334	0.9108	
* 38 2-Butanone-d5	46	4.269	4.277	-0.008	0	209949	250.0	
40 cis-1,2-Dichloroethene	96	4.319	4.318	0.001	26	1978	0.5414	M
$ 51 Dibromofluoromethane (Surr	113	4.746	4.754	-0.008	97	147702	52.1	
$ 56 1,2-Dichloroethane-d4 (Sur	65	5.099	5.099	0.000	0	147708	48.9	
* 61 Fluorobenzene	96	5.362	5.370	-0.008	99	489490	50.0	
63 Trichloroethene	95	5.715	5.724	-0.009	85	3020	0.9166	
* 67 1,4-Dioxane-d8	96	6.061	6.060	0.001	0	23405	1000.0	
$ 78 Toluene-d8 (Surr)	98	7.030	7.030	0.000	99	474131	48.5	
83 Tetrachloroethene	166	7.720	7.720	0.000	84	2498	0.6306	
* 89 Chlorobenzene-d5	117	8.821	8.821	0.000	85	403181	50.0	
$ 100 4-Bromofluorobenzene	174	10.070	10.070	0.000	96	207262	53.3	
* 116 1,4-Dichlorobenzene-d4	152	10.941	10.941	0.000	94	271879	50.0	

QC Flag Legend

Review Flags
M - Manually Integrated

Reagents:

VOA6IS/SURR_00009 Amount Added: 5.00 Units: uL Run Reagent

Report Date: 12-Mar-2018 18:04:31 Chrom Revision: 2.2 08-Feb-2018 13:38:42

TestAmerica Edison

Data File: \\ChromNA\Edison\ChromData\CVOAMS6\20180309-68582.b\F60625.D

Injection Date:	10-Mar-2018 02:41:30	Instrument ID:	CVOAMS6	Operator ID:	
Lims ID:	460-151079-A-36	Lab Sample ID:	460-151079-36	Worklist Smp#:	12
Client ID:	MW-549I				
Purge Vol:	5.000 mL	Dil. Factor:	1.0000	ALS Bottle#:	11
Method:	8260624W6	Limit Group:	VOA - 8260C DKQP Water and Solid		

Column: Rtx-624 (0.25 mm)

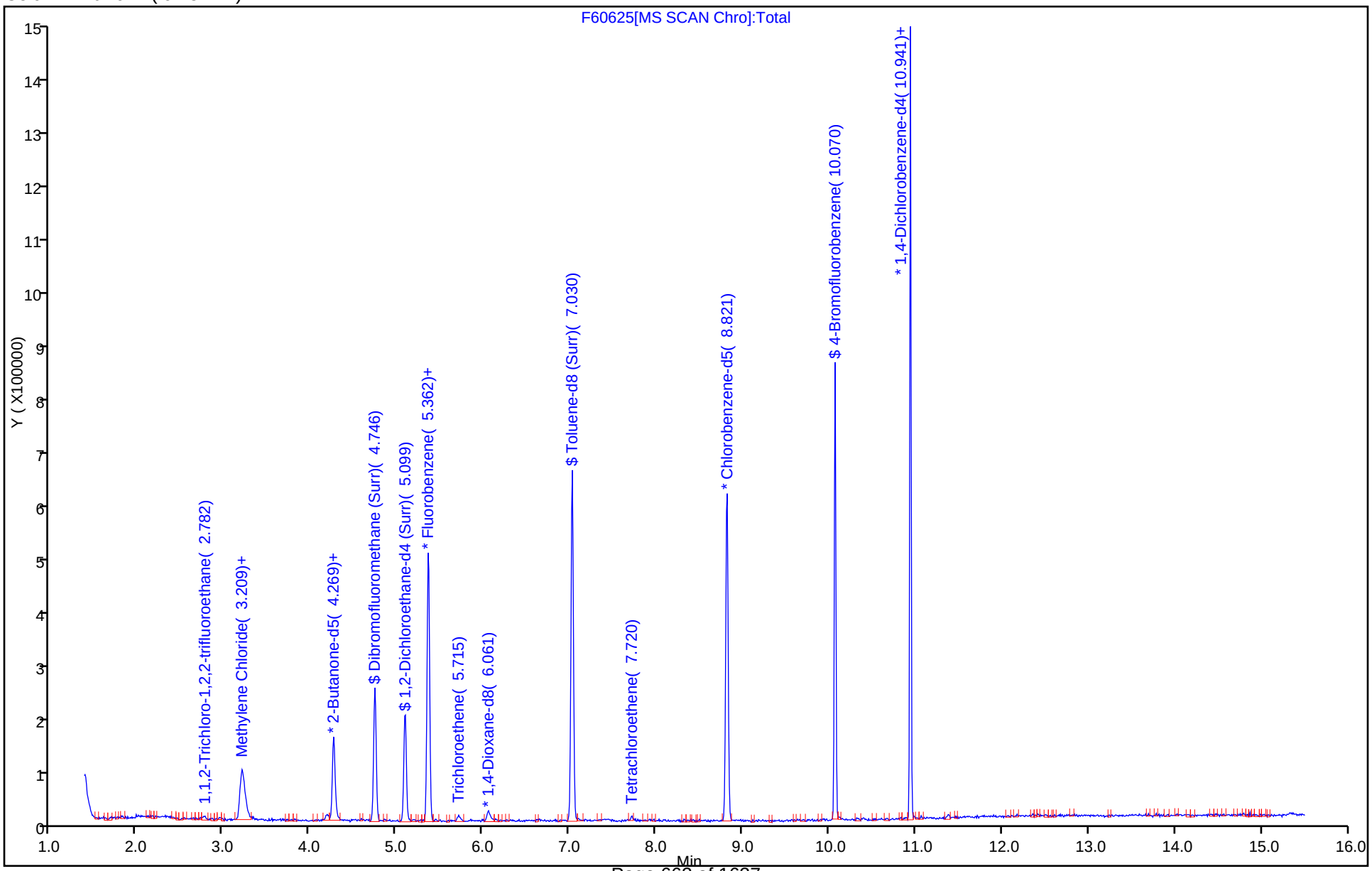

Report Date: 12-Mar-2018 18:04:31 Chrom Revision: 2.2 08-Feb-2018 13:38:42

TestAmerica Edison

Data File: \\ChromNA\Edison\ChromData\CVOAMS6\20180309-68582.b\F60625.D

Injection Date:	10-Mar-2018 02:41:30	Instrument ID:	CVOAMS6
Lims ID:	460-151079-A-36	Lab Sample ID:	460-151079-36
Client ID:	MW-549I		
Operator ID:		ALS Bottle#: 11	Worklist Smp#: 12
Purge Vol:	5.000 mL	Dil. Factor:	1.0000
Method:	8260624W6	Limit Group:	VOA - 8260C DKQP Water and Solid
Column:	Rtx-624 (0.25 mm)	Detector	MS SCAN

40 cis-1,2-Dichloroethene, CAS: 156-59-2

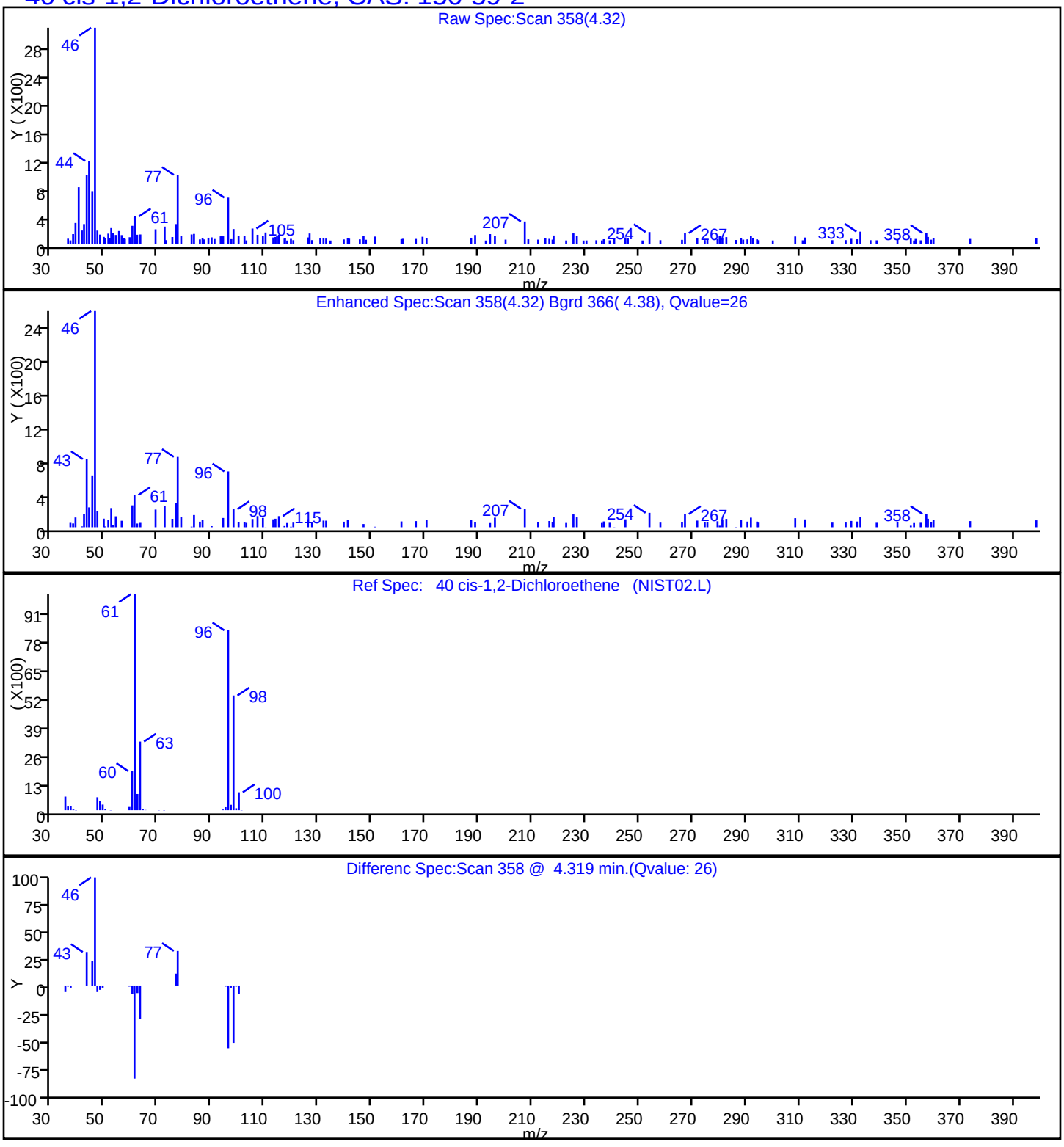

Report Date: 12-Mar-2018 18:04:31 Chrom Revision: 2.2 08-Feb-2018 13:38:42

TestAmerica Edison

Data File: \\ChromNA\Edison\ChromData\CVOAMS6\20180309-68582.b\F60625.D

Injection Date:	10-Mar-2018 02:41:30	Instrument ID:	CVOAMS6		
Lims ID:	460-151079-A-36	Lab Sample ID:	460-151079-36		
Client ID:	MW-549I				
Operator ID:		ALS Bottle#:	11	Worklist Smp#:	12
Purge Vol:	5.000 mL	Dil. Factor:	1.0000		
Method:	8260624W6	Limit Group:	VOA - 8260C DKQP Water and Solid		
Column:	Rtx-624 (0.25 mm)	Detector	MS SCAN		

16 1,1,2-Trichloro-1,2,2-trifluoroethane, CAS: 76-13-1

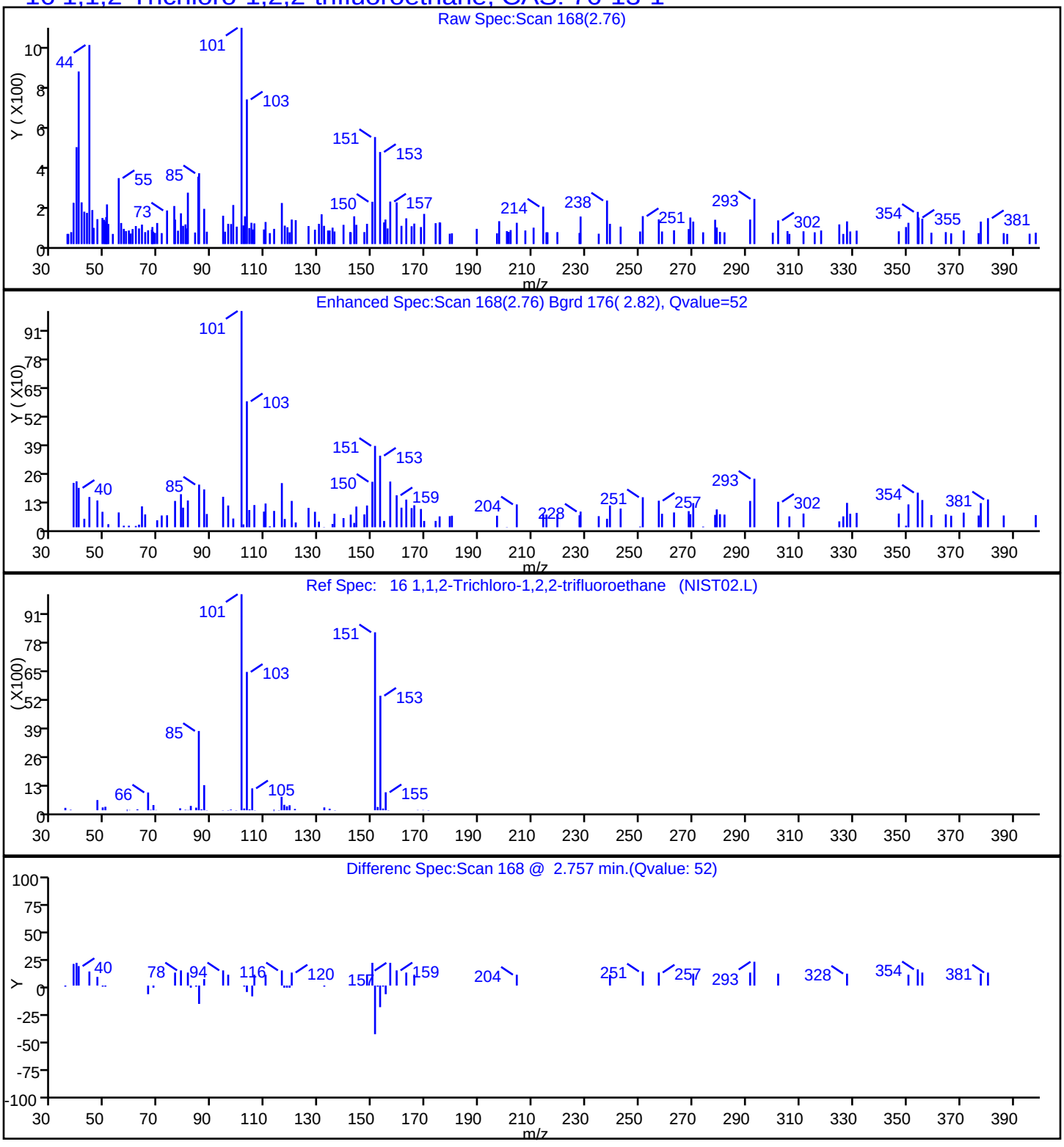

Report Date: 12-Mar-2018 18:04:31 Chrom Revision: 2.2 08-Feb-2018 13:38:42

TestAmerica Edison

Data File: \\ChromNA\Edison\ChromData\CVOAMS6\20180309-68582.b\F60625.D

Injection Date:	10-Mar-2018 02:41:30	Instrument ID:	CVOAMS6
Lims ID:	460-151079-A-36	Lab Sample ID:	460-151079-36
Client ID:	MW-549I		
Operator ID:		ALS Bottle#: 11	Worklist Smp#: 12
Purge Vol:	5.000 mL	Dil. Factor:	1.0000
Method:	8260624W6	Limit Group:	VOA - 8260C DKQP Water and Solid
Column:	Rtx-624 (0.25 mm)	Detector	MS SCAN

27 Methylene Chloride, CAS: 75-09-2

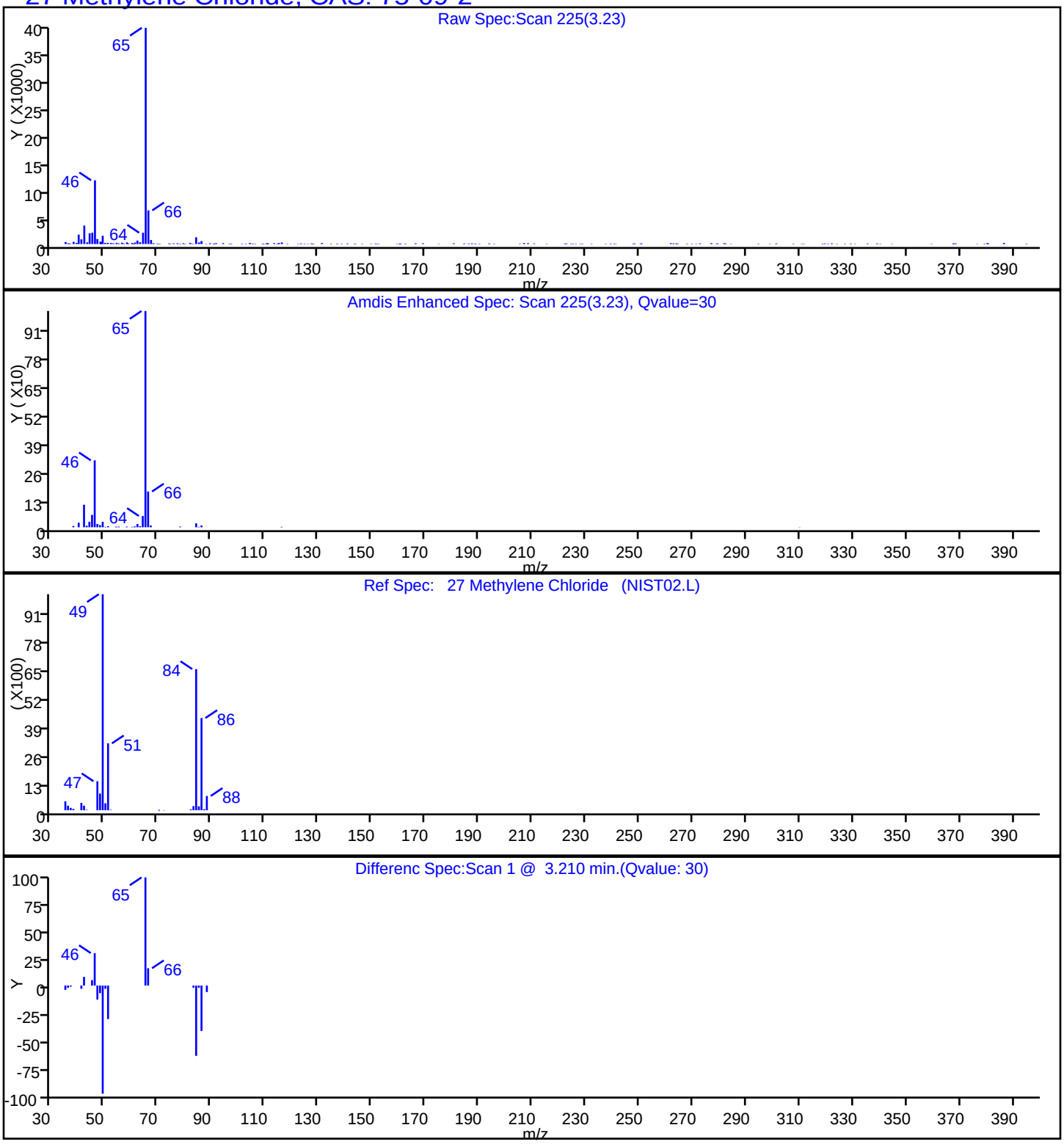

Report Date: 12-Mar-2018 18:04:32 Chrom Revision: 2.2 08-Feb-2018 13:38:42

TestAmerica Edison

Data File: \\ChromNA\Edison\ChromData\CVOAMS6\20180309-68582.b\F60625.D

Injection Date:	10-Mar-2018 02:41:30	Instrument ID:	CVOAMS6
Lims ID:	460-151079-A-36	Lab Sample ID:	460-151079-36
Client ID:	MW-549I		
Operator ID:		ALS Bottle#:	11 Worklist Smp#: 12
Purge Vol:	5.000 mL	Dil. Factor:	1.0000
Method:	8260624W6	Limit Group:	VOA - 8260C DKQP Water and Solid
Column:	Rtx-624 (0.25 mm)	Detector	MS SCAN

83 Tetrachloroethene, CAS: 127-18-4

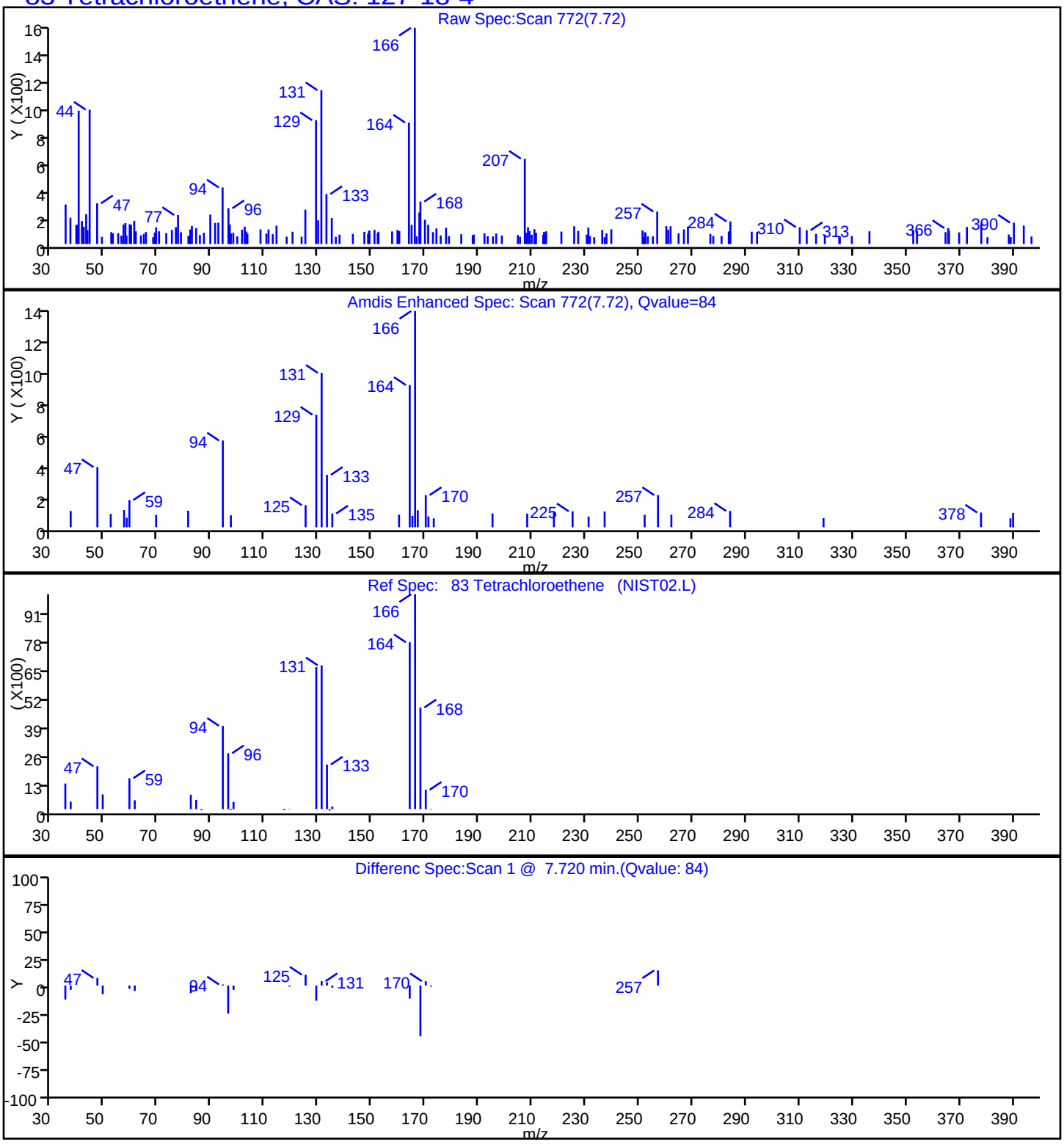

Report Date: 12-Mar-2018 18:04:31 Chrom Revision: 2.2 08-Feb-2018 13:38:42

TestAmerica Edison

Data File: \\ChromNA\Edison\ChromData\CVOAMS6\20180309-68582.b\F60625.D

Injection Date:	10-Mar-2018 02:41:30	Instrument ID:	CVOAMS6
Lims ID:	460-151079-A-36	Lab Sample ID:	460-151079-36
Client ID:	MW-549I		
Operator ID:		ALS Bottle#:	11 Worklist Smp#: 12
Purge Vol:	5.000 mL	Dil. Factor:	1.0000
Method:	8260624W6	Limit Group:	VOA - 8260C DKQP Water and Solid
Column:	Rtx-624 (0.25 mm)	Detector	MS SCAN

63 Trichloroethene, CAS: 79-01-6

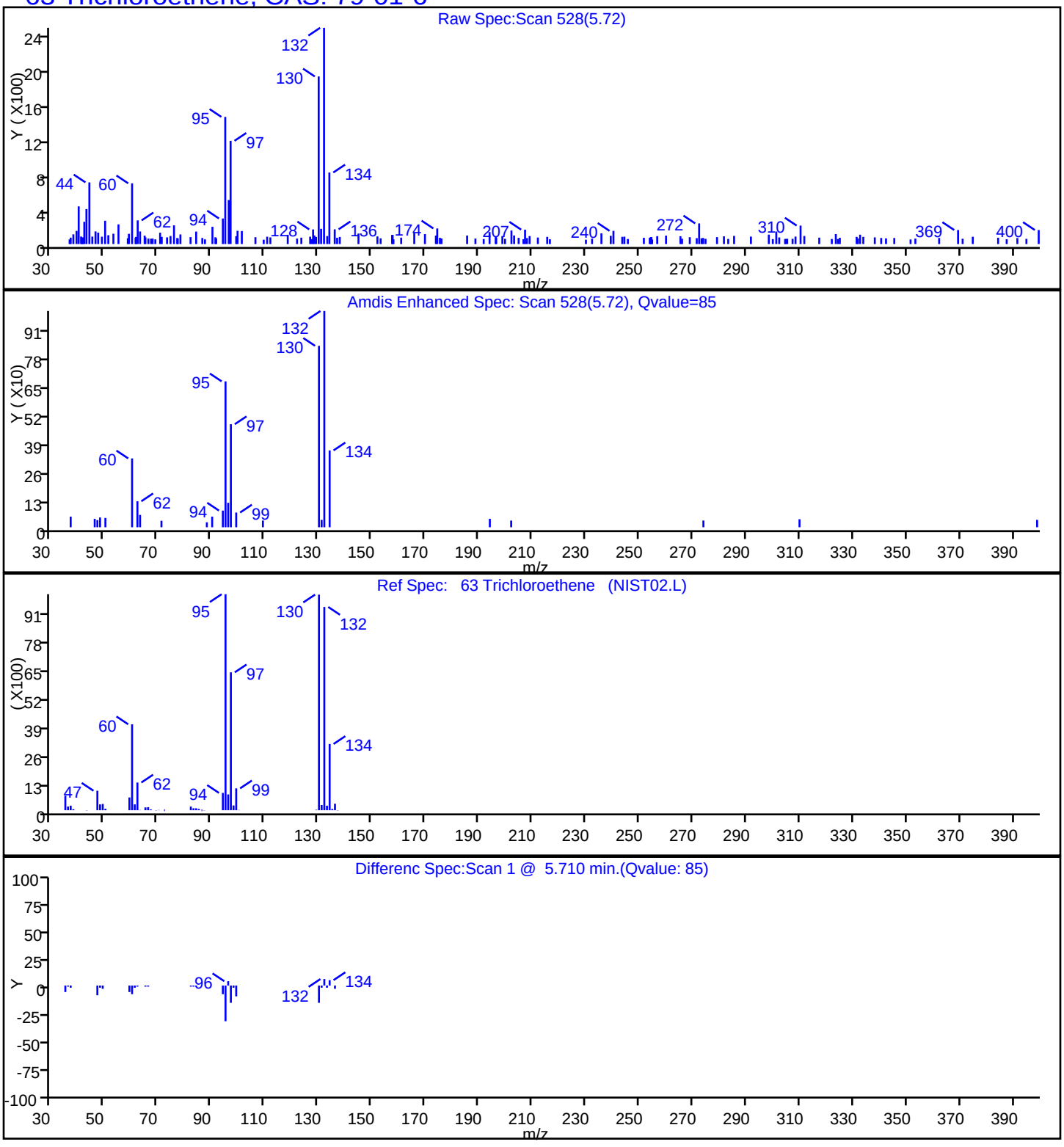

User Disabled Compound Report

TestAmerica Edison

Data File:	\\ChromNA\Edison\ChromData\CVOAMS6\20180309-68582.b\F60625.D		
Injection Date:	10-Mar-2018 02:41:30	Instrument ID:	CVOAMS6
Lims ID:	460-151079-A-36	Lab Sample ID:	460-151079-36
Client ID:	MW-549I		
Operator ID:		ALS Bottle#:	11 Worklist Smp#: 12
Purge Vol:	5.000 mL	Dil. Factor:	1.0000
Method:	8260624W6	Limit Group:	VOA - 8260C DKQP Water and Solid
Column:	Rtx-624 (0.25 mm)	Detector	MS SCAN

82 1,1,2-Trichloroethane, CAS: 79-00-5

Processing Results

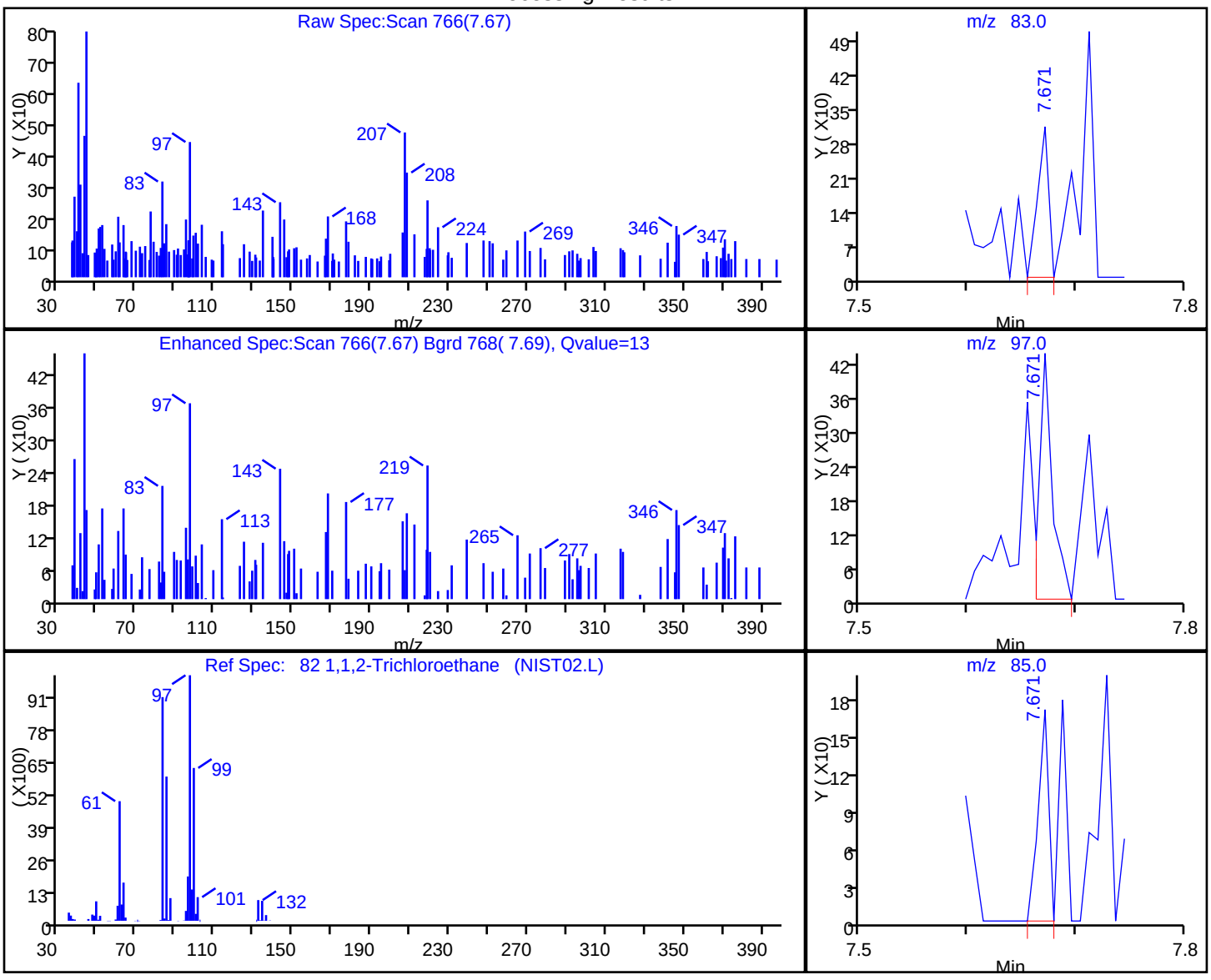

RT	Mass	Response	Amount
7.67	83.00	223	0.097341
7.67	97.00	369	
7.67	85.00	117	

Reviewer: delpolitov, 12-Mar-2018 18:04:30

Audit Action: Marked Compound Undetected Audit Reason: Invalid Compound ID

User Disabled Compound Report

TestAmerica Edison

Data File:	\\ChromNA\Edison\ChromData\CVOAMS6\20180309-68582.b\F60625.D		
Injection Date:	10-Mar-2018 02:41:30	Instrument ID:	CVOAMS6
Lims ID:	460-151079-A-36	Lab Sample ID:	460-151079-36
Client ID:	MW-549I		
Operator ID:		ALS Bottle#:	11 Worklist Smp#: 12
Purge Vol:	5.000 mL	Dil. Factor:	1.0000
Method:	8260624W6	Limit Group:	VOA - 8260C DKQP Water and Solid
Column:	Rtx-624 (0.25 mm)	Detector	MS SCAN

124 1,2-Dibromo-3-Chloropropane, CAS: 96-12-8

Processing Results

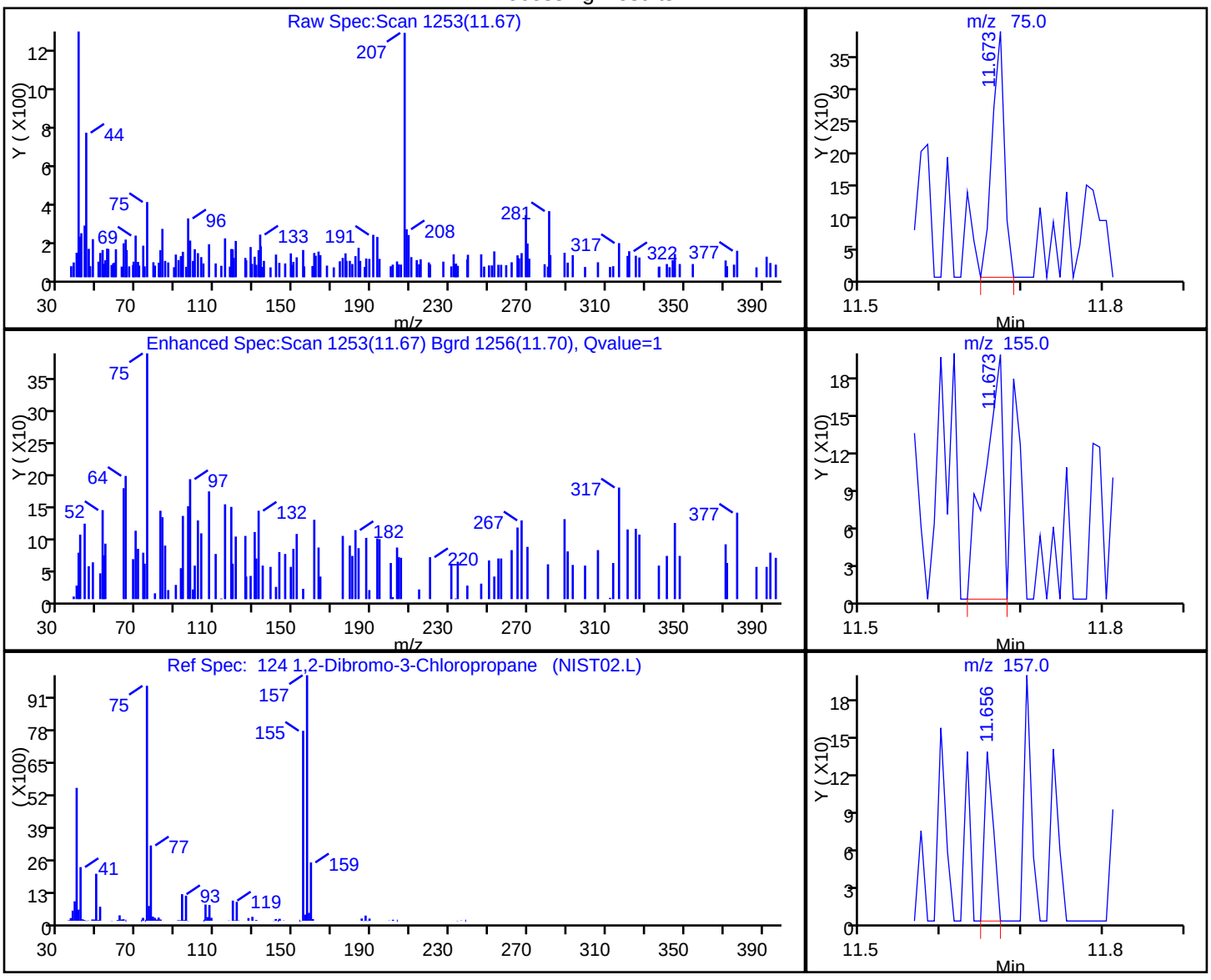

RT	Mass	Response	Amount
11.67	75.00	397	0.452195
11.67	155.00	297	
11.66	157.00	102	

Reviewer: delpolitov, 12-Mar-2018 18:04:30

Audit Action: Marked Compound Undetected Audit Reason: Invalid Compound ID

User Disabled Compound Report

TestAmerica Edison

Data File:	\\ChromNA\Edison\ChromData\CVOAMS6\20180309-68582.b\F60625.D		
Injection Date:	10-Mar-2018 02:41:30	Instrument ID:	CVOAMS6
Lims ID:	460-151079-A-36	Lab Sample ID:	460-151079-36
Client ID:	MW-549I		
Operator ID:		ALS Bottle#:	11 Worklist Smp#: 12
Purge Vol:	5.000 mL	Dil. Factor:	1.0000
Method:	8260624W6	Limit Group:	VOA - 8260C DKQP Water and Solid
Column:	Rtx-624 (0.25 mm)	Detector	MS SCAN

59 1,2-Dichloroethane, CAS: 107-06-2

Processing Results

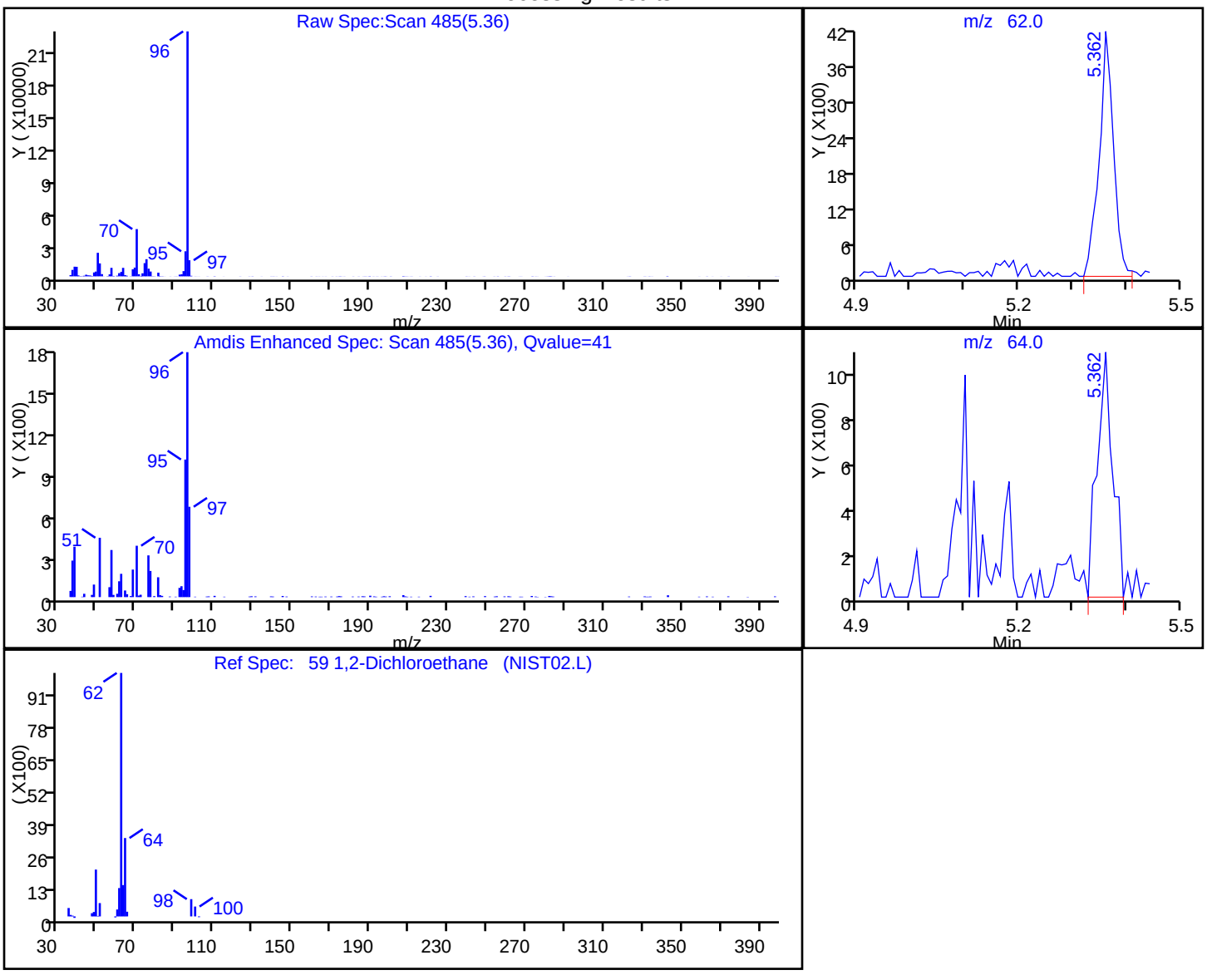

RT	Mass	Response	Amount
5.36	62.00	7684	1.844071
5.36	64.00	2215	

Reviewer: delpolitov, 12-Mar-2018 18:04:30

Audit Action: Marked Compound Undetected Audit Reason: Invalid Compound ID

User Disabled Compound Report

TestAmerica Edison

Data File:	\\ChromNA\Edison\ChromData\CVOAMS6\20180309-68582.b\F60625.D		
Injection Date:	10-Mar-2018 02:41:30	Instrument ID:	CVOAMS6
Lims ID:	460-151079-A-36	Lab Sample ID:	460-151079-36
Client ID:	MW-549I		
Operator ID:		ALS Bottle#:	11 Worklist Smp#: 12
Purge Vol:	5.000 mL	Dil. Factor:	1.0000
Method:	8260624W6	Limit Group:	VOA - 8260C DKQP Water and Solid
Column:	Rtx-624 (0.25 mm)	Detector	MS SCAN

66 1,2-Dichloropropane, CAS: 78-87-5

Processing Results

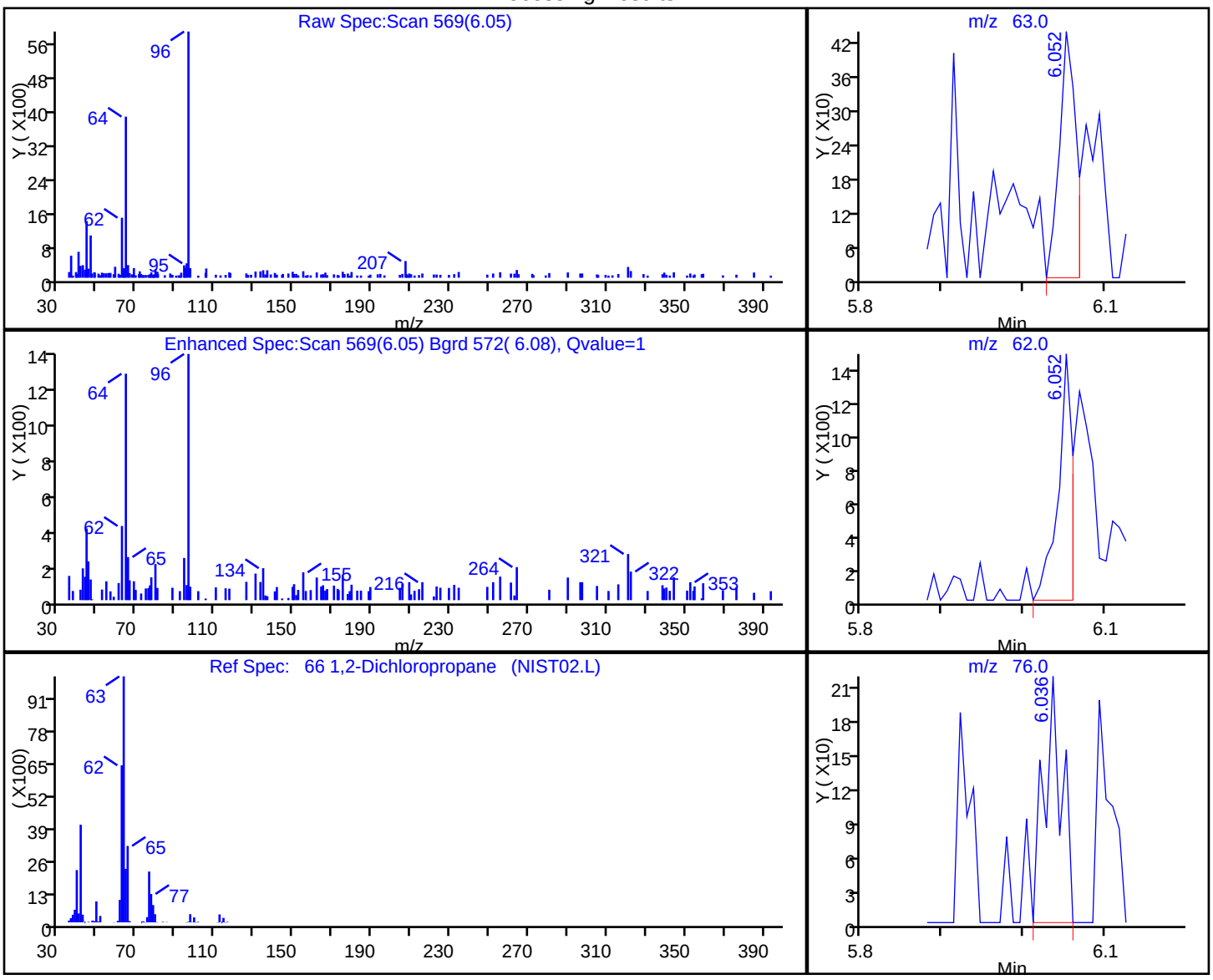

RT	Mass	Response	Amount
6.05	63.00	621	0.216953
6.05	62.00	1768	
6.04	76.00	333	
6.04	112.00	229	

Reviewer: delpolitov, 12-Mar-2018 18:04:30

Audit Action: Marked Compound Undetected Audit Reason: Invalid Compound ID

User Disabled Compound Report

TestAmerica Edison

Data File:	\\ChromNA\Edison\ChromData\CVOAMS6\20180309-68582.b\F60625.D		
Injection Date:	10-Mar-2018 02:41:30	Instrument ID:	CVOAMS6
Lims ID:	460-151079-A-36	Lab Sample ID:	460-151079-36
Client ID:	MW-549I		
Operator ID:		ALS Bottle#:	11 Worklist Smp#: 12
Purge Vol:	5.000 mL	Dil. Factor:	1.0000
Method:	8260624W6	Limit Group:	VOA - 8260C DKQP Water and Solid
Column:	Rtx-624 (0.25 mm)	Detector	MS SCAN

69 1,4-Dioxane, CAS: 123-91-1

Processing Results

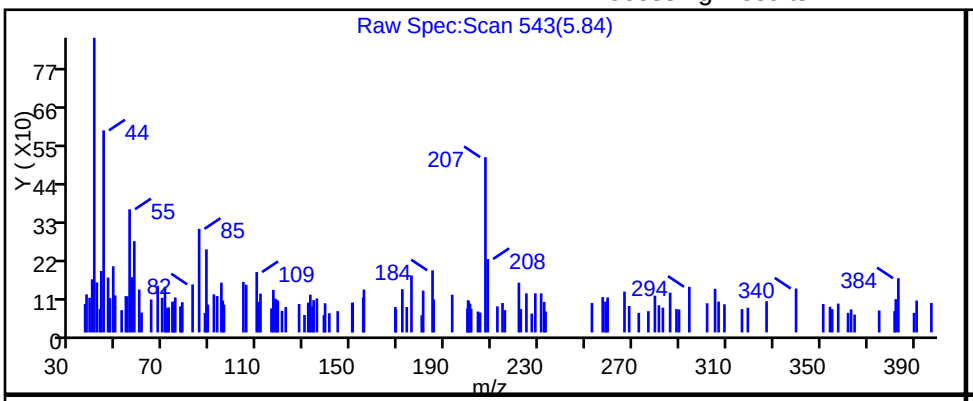

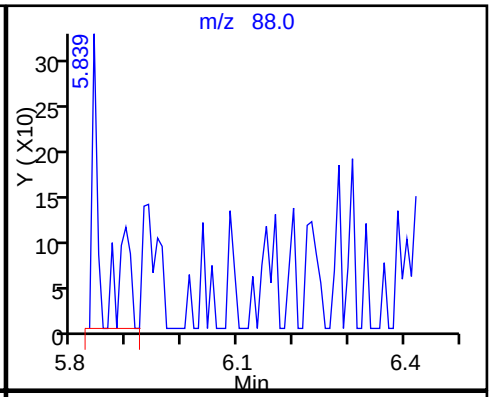

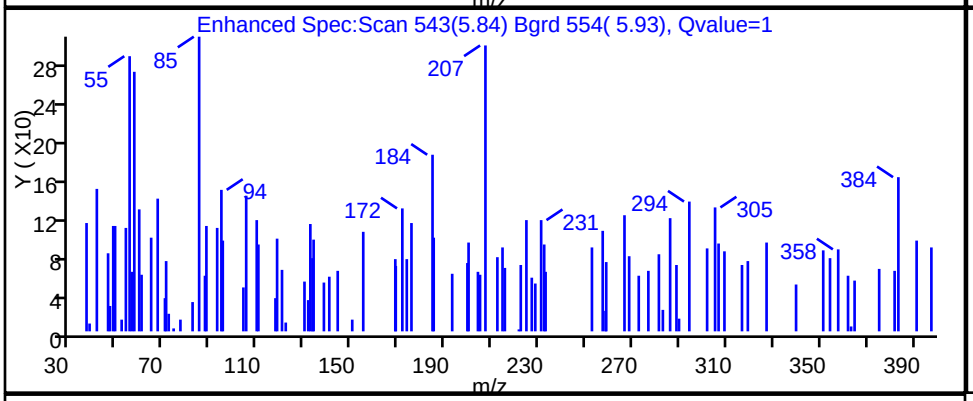

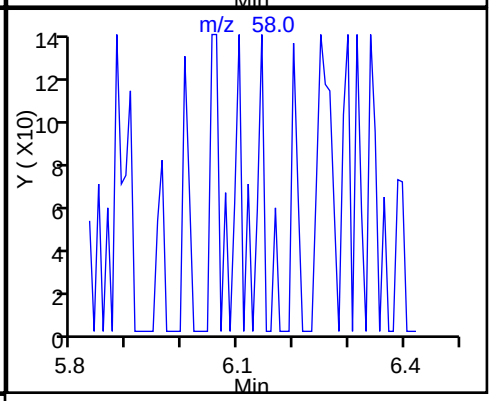

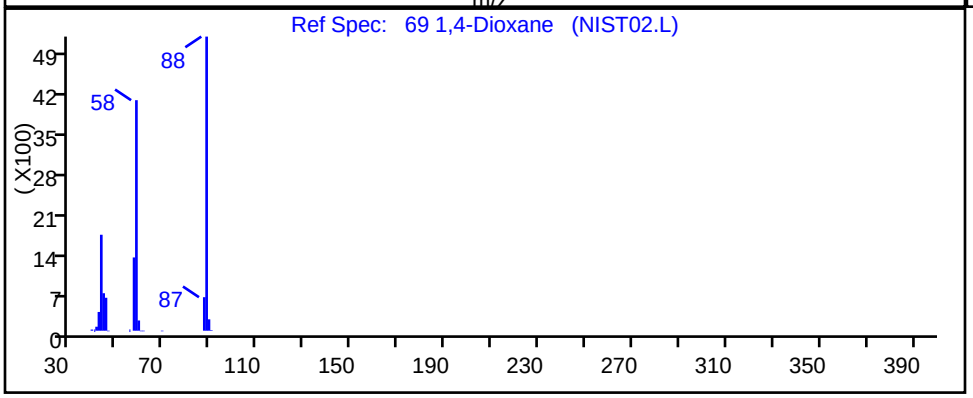

RT	Mass	Response	Amount
5.84	88.00	386	13.559199
5.85	58.00	116	

Reviewer: delpolitov, 12-Mar-2018 18:04:30

Audit Action: Marked Compound Undetected Audit Reason: Invalid Compound ID

User Disabled Compound Report

TestAmerica Edison

Data File:	\\ChromNA\Edison\ChromData\CVOAMS6\20180309-68582.b\F60625.D		
Injection Date:	10-Mar-2018 02:41:30	Instrument ID:	CVOAMS6
Lims ID:	460-151079-A-36	Lab Sample ID:	460-151079-36
Client ID:	MW-549I		
Operator ID:		ALS Bottle#:	11 Worklist Smp#: 12
Purge Vol:	5.000 mL	Dil. Factor:	1.0000
Method:	8260624W6	Limit Group:	VOA - 8260C DKQP Water and Solid
Column:	Rtx-624 (0.25 mm)	Detector	MS SCAN

41 2-Butanone (MEK), CAS: 78-93-3

Processing Results

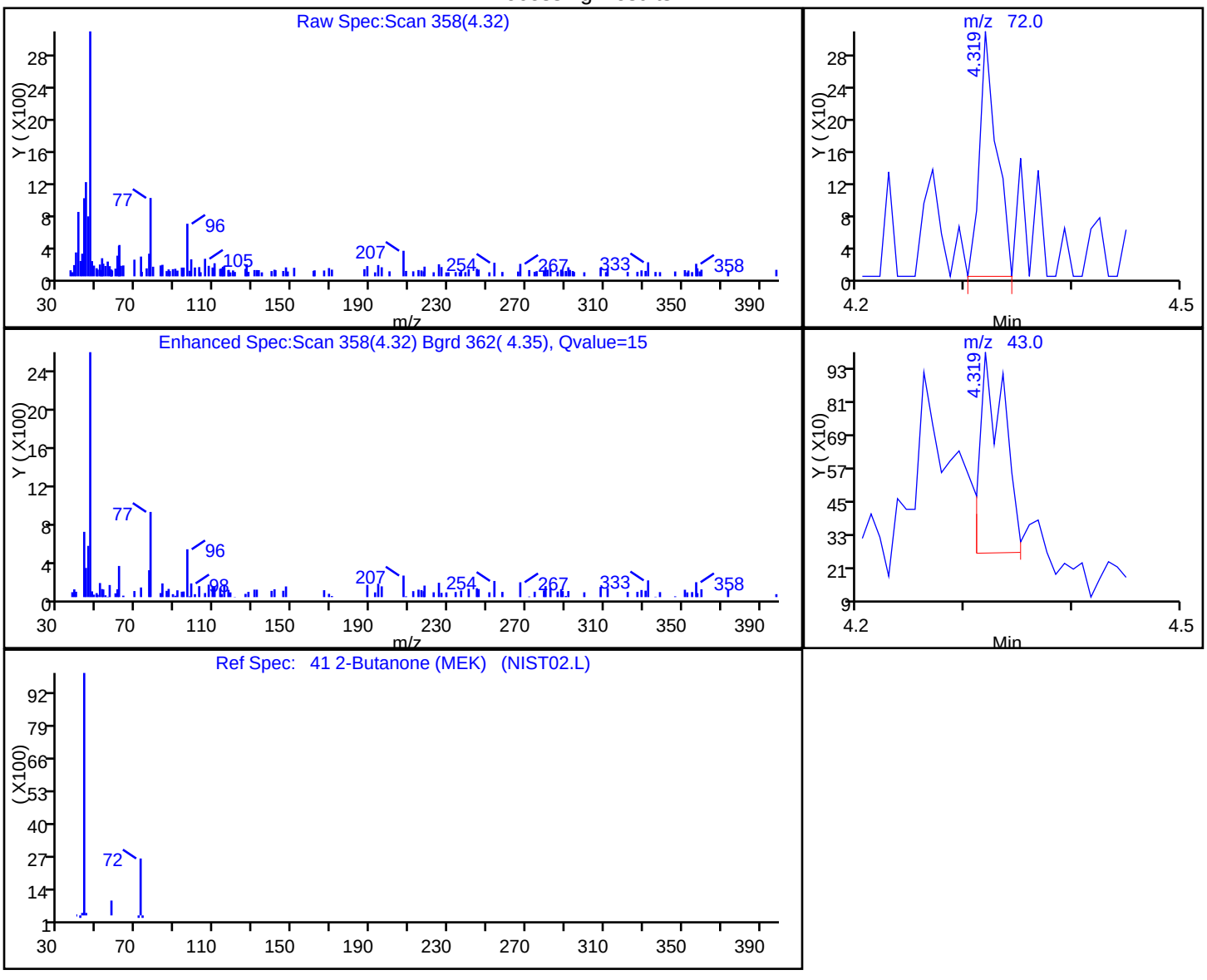

RT	Mass	Response	Amount
4.32	72.00	334	2.965306
4.32	43.00	1144	

Reviewer: delpolitov, 12-Mar-2018 18:04:30

Audit Action: Marked Compound Undetected Audit Reason: Invalid Compound ID

User Disabled Compound Report

TestAmerica Edison

Data File:	\\ChromNA\Edison\ChromData\CVOAMS6\20180309-68582.b\F60625.D		
Injection Date:	10-Mar-2018 02:41:30	Instrument ID:	CVOAMS6
Lims ID:	460-151079-A-36	Lab Sample ID:	460-151079-36
Client ID:	MW-549I		
Operator ID:		ALS Bottle#:	11 Worklist Smp#: 12
Purge Vol:	5.000 mL	Dil. Factor:	1.0000
Method:	8260624W6	Limit Group:	VOA - 8260C DKQP Water and Solid
Column:	Rtx-624 (0.25 mm)	Detector	MS SCAN

77 4-Methyl-2-pentanone (MIBK), CAS: 108-10-1

Processing Results

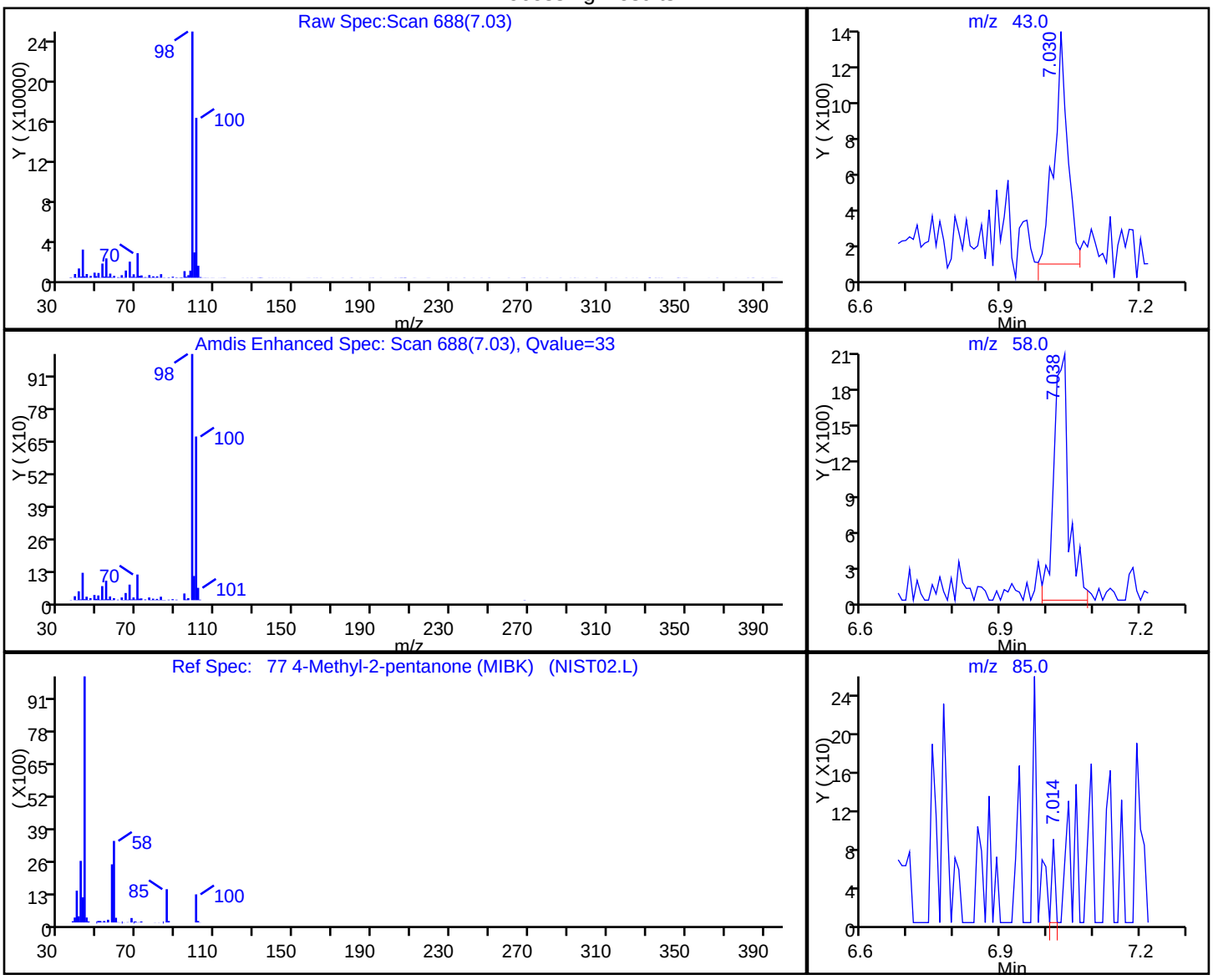

RT	Mass	Response	Amount
7.03	43.00	2574	1.138008
7.04	58.00	4553	
7.01	85.00	42	
7.03	100.00	315240	

Reviewer: delpolitov, 12-Mar-2018 18:04:30

Audit Action: Marked Compound Undetected Audit Reason: Invalid Compound ID

Manual Integration/User Assign Peak Report

TestAmerica Edison

Data File:	\\ChromNA\Edison\ChromData\CVOAMS6\20180309-68582.b\F60625.D		
Injection Date:	10-Mar-2018 02:41:30	Instrument ID:	CVOAMS6
Lims ID:	460-151079-A-36	Lab Sample ID:	460-151079-36
Client ID:	MW-549I		
Operator ID:		ALS Bottle#:	11 Worklist Smp#: 12
Purge Vol:	5.000 mL	Dil. Factor:	1.0000
Method:	8260624W6	Limit Group:	VOA - 8260C DKQP Water and Solid
Column:	Rtx-624 (0.25 mm)	Detector	MS SCAN

40 cis-1,2-Dichloroethene, CAS: 156-59-2

Signal: 1

Processing Integration Results

RT: 4.32
Area: 1287
Amount: 0.352288
Amount Units: ug/l

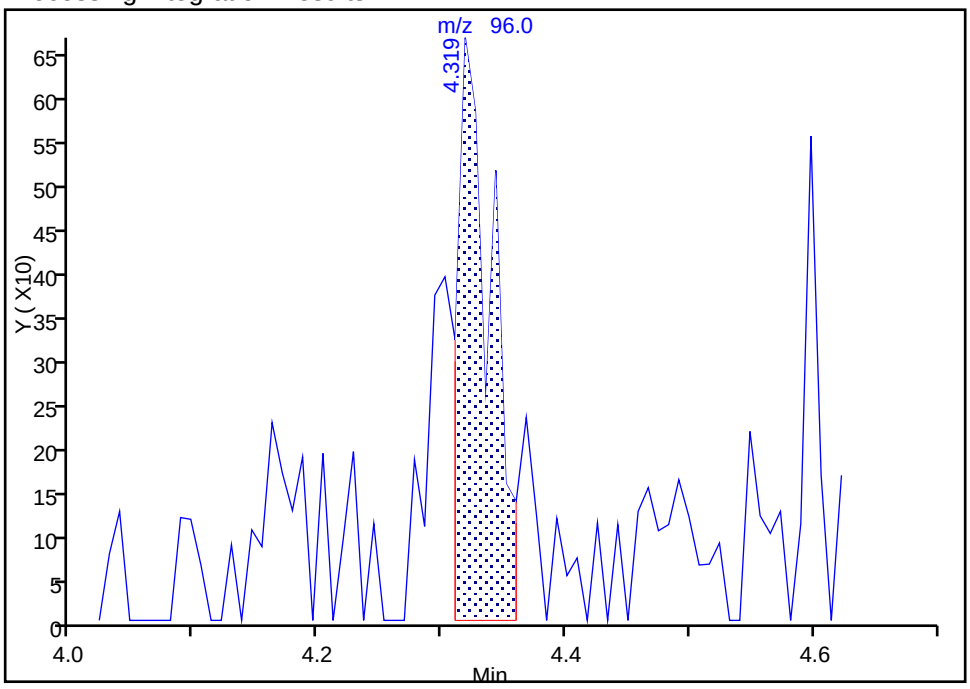

Manual Integration Results

RT: 4.32
Area: 1978
Amount: 0.541434
Amount Units: ug/l

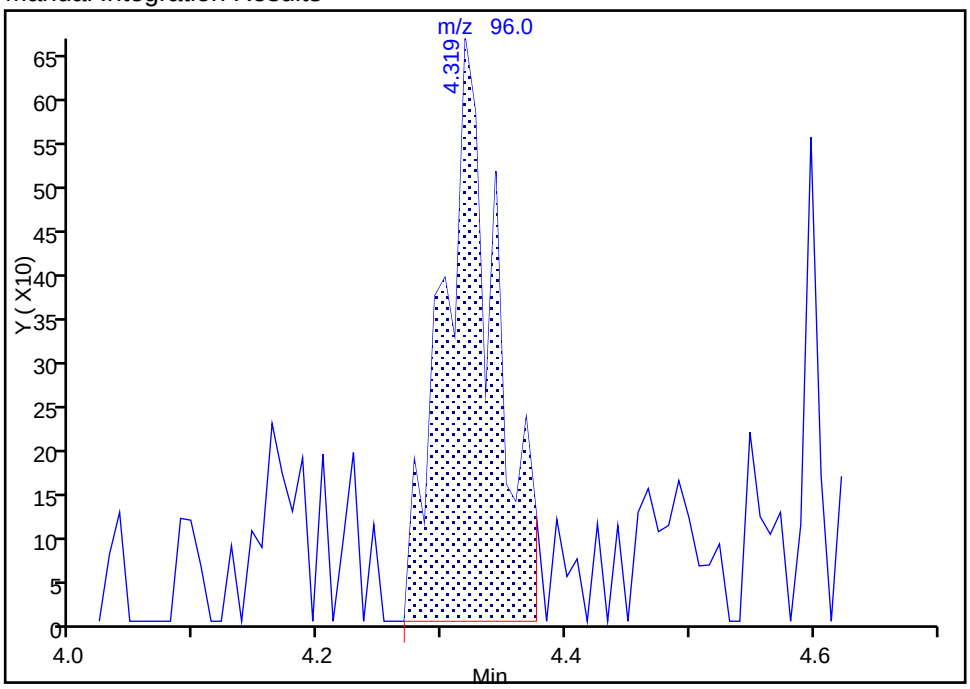

Reviewer: delpolitov, 12-Mar-2018 18:04:15
Audit Action: Manually Integrated Audit Reason: Incomplete Integration

FORM I
GC/MS VOA ORGANICS ANALYSIS DATA SHEET

Lab Name: TestAmerica Edison | Job No.: 460-151079-1

SDG No.:

Client Sample ID: MW-550S | Lab Sample ID: 460-151079-37

Matrix: Water | Lab File ID: F60626.D

Analysis Method: 8260C | Date Collected: 02/27/2018 08:10

Sample wt/vol: 5(mL) | Date Analyzed: 03/10/2018 03:04

Soil Aliquot Vol: | Dilution Factor: 1

Soil Extract Vol.: | GC Column: Rtx-624 ID: 0.25(mm)

% Moisture: | Level: (low/med) Low

Analysis Batch No.: 502566 | Units: ug/L

CAS NO.	COMPOUND NAME	RESULT	Q	RL	MDL
71-55-6	1,1,1-Trichloroethane	0.28	U	1.0	0.28
79-34-5	1,1,2,2-Tetrachloroethane	0.19	U	1.0	0.19
79-00-5	1,1,2-Trichloroethane	0.080	U	1.0	0.080
75-34-3	1,1-Dichloroethane	0.24	U	1.0	0.24
75-35-4	1,1-Dichloroethene	0.34	U	1.0	0.34
87-61-6	1,2,3-Trichlorobenzene	0.35	U	1.0	0.35
120-82-1	1,2,4-Trichlorobenzene	0.27	U	1.0	0.27
96-12-8	1,2-Dibromo-3-Chloropropane	0.23	U	1.0	0.23
106-93-4	1,2-Dibromoethane	0.19	U	1.0	0.19
95-50-1	1,2-Dichlorobenzene	0.22	U	1.0	0.22
107-06-2	1,2-Dichloroethane	0.25	U	1.0	0.25
78-87-5	1,2-Dichloropropane	0.18	U	1.0	0.18
541-73-1	1,3-Dichlorobenzene	0.33	U	1.0	0.33
106-46-7	1,4-Dichlorobenzene	0.33	U	1.0	0.33
123-91-1	1,4-Dioxane	8.7	U *	50	8.7
78-93-3	2-Butanone	2.2	U	5.0	2.2
591-78-6	2-Hexanone	0.72	U	5.0	0.72
108-10-1	4-Methyl-2-pentanone	0.63	U	5.0	0.63
67-64-1	Acetone	1.1	U	5.0	1.1
71-43-2	Benzene	0.090	U	1.0	0.090
74-97-5	Bromochloromethane	0.30	U	1.0	0.30
75-27-4	Bromodichloromethane	0.15	U	1.0	0.15
75-25-2	Bromoform	0.18	U	1.0	0.18
74-83-9	Bromomethane	0.18	U	1.0	0.18
75-15-0	Carbon disulfide	0.22	U	1.0	0.22
56-23-5	Carbon tetrachloride	0.33	U	1.0	0.33
108-90-7	Chlorobenzene	0.24	U	1.0	0.24
75-00-3	Chloroethane	0.37	U	1.0	0.37
67-66-3	Chloroform	2.4		1.0	0.22
74-87-3	Chloromethane	0.22	U	1.0	0.22
156-59-2	cis-1,2-Dichloroethene	0.26	U	1.0	0.26
10061-01-5	cis-1,3-Dichloropropene	0.16	U	1.0	0.16
110-82-7	Cyclohexane	0.26	U	1.0	0.26
124-48-1	Dibromochloromethane	0.22	U	1.0	0.22
75-71-8	Dichlorodifluoromethane	0.14	U	1.0	0.14
100-41-4	Ethylbenzene	0.30	U	1.0	0.30

FORM I
GC/MS VOA ORGANICS ANALYSIS DATA SHEET

Lab Name: TestAmerica Edison | Job No.: 460-151079-1

SDG No.:

Client Sample ID: MW-550S | Lab Sample ID: 460-151079-37

Matrix: Water | Lab File ID: F60626.D

Analysis Method: 8260C | Date Collected: 02/27/2018 08:10

Sample wt/vol: 5(mL) | Date Analyzed: 03/10/2018 03:04

Soil Aliquot Vol: | Dilution Factor: 1

Soil Extract Vol.: | GC Column: Rtx-624 ID: 0.25(mm)

% Moisture: | Level: (low/med) Low

Analysis Batch No.: 502566 | Units: ug/L

CAS NO.	COMPOUND NAME	RESULT	Q	RL	MDL
76-13-1	Freon TF	0.34	U	1.0	0.34
98-82-8	Isopropylbenzene	0.32	U	1.0	0.32
179601-23-1	m&p-Xylene	0.28	U	1.0	0.28
79-20-9	Methyl acetate	0.58	U	5.0	0.58
108-87-2	Methylcyclohexane	0.22	U	1.0	0.22
75-09-2	Methylene Chloride	0.43	J	1.0	0.21
1634-04-4	MTBE	0.13	U	1.0	0.13
95-47-6	o-Xylene	0.32	U	1.0	0.32
100-42-5	Styrene	0.17	U	1.0	0.17
127-18-4	Tetrachloroethene	0.18	J	1.0	0.12
108-88-3	Toluene	0.25	U	1.0	0.25
156-60-5	trans-1,2-Dichloroethene	0.18	U	1.0	0.18
10061-02-6	trans-1,3-Dichloropropene	0.19	U	1.0	0.19
79-01-6	Trichloroethene	0.89	J	1.0	0.22
75-69-4	Trichlorofluoromethane	0.15	U	1.0	0.15
75-01-4	Vinyl chloride	0.060	U	1.0	0.060

CAS NO.	SURROGATE	%REC	Q	LIMITS
17060-07-0	1,2-Dichloroethane-d4 (Surr)	99		70-130
460-00-4	Bromofluorobenzene	105		70-130
1868-53-7	Dibromofluoromethane (Surr)	107		70-130
2037-26-5	Toluene-d8 (Surr)	98		70-130

FORM I
GC/MS VOA ORGANICS ANALYSIS DATA SHEET
TENTATIVELY IDENTIFIED COMPOUNDS

Lab Name: TestAmerica Edison Job No.: 460-151079-1

SDG No.:

Client Sample ID: MW-550S Lab Sample ID: 460-151079-37

Matrix: Water Lab File ID: F60626.D

Analysis Method: 8260C Date Collected: 02/27/2018 08:10

Sample wt/vol: 5(mL) Date Analyzed: 03/10/2018 03:04

Soil Aliquot Vol: Dilution Factor: 1

Soil Extract Vol.: GC Column: Rtx-624 ID: 0.25(mm)

% Moisture: Level: (low/med) Low

Analysis Batch No.: 502566 Units: ug/L

Number TICs Found: 0 TIC Result Total: 0

CAS NO.	COMPOUND NAME	RT	RESULT	Q	MATCH QUALITY
	Tentatively Identified Compound		None		

TestAmerica Edison
Target Compound Quantitation Report

Data File: \\ChromNA\Edison\ChromData\CVOAMS6\20180309-68582.b\F60626.D
Lims ID: 460-151079-A-37
Client ID: MW-550S
Sample Type: Client
Inject. Date: 10-Mar-2018 03:04:30 ALS Bottle#: 12 Worklist Smp#: 13
Purge Vol: 5.000 mL Dil. Factor: 1.0000
Sample Info: 460-151079-A-37
Misc. Info.: 460-0068582-013
Operator ID: Instrument ID: CVOAMS6

Method: \\ChromNA\Edison\ChromData\CVOAMS6\20180309-68582.b\8260624W6.m
Limit Group: VOA - 8260C DKQP Water and Solid
Last Update: 12-Mar-2018 18:05:05 Calib Date: 09-Mar-2018 04:49:30
Integrator: RTE ID Type: Deconvolution ID
Quant Method: Internal Standard Quant By: Initial Calibration
Last ICal File: \\ChromNA\Edison\ChromData\CVOAMS6\20180309-68530.b\F60575.D

Column 1 : Rtx-624 (0.25 mm) Det: MS SCAN
Process Host: XAWRK008

First Level Reviewer: moroneyc Date: 12-Mar-2018 06:48:12

Compound	Sig	RT (min.)	Exp RT (min.)	Dlt RT (min.)	Q	Response	OnCol Amt ug/l	Flags
* 26 TBA-d9 (IS)	65	3.218	3.217	0.001	0	220724	1000.0	
27 Methylene Chloride	84	3.234	3.234	0.000	30	1575	0.4310	
* 38 2-Butanone-d5	46	4.278	4.277	0.001	0	213949	250.0	
48 Chloroform	83	4.590	4.598	-0.008	98	13504	2.38	
$ 51 Dibromofluoromethane (Surr	113	4.746	4.754	-0.008	97	150851	53.3	
$ 56 1,2-Dichloroethane-d4 (Sur	65	5.099	5.099	0.000	0	149254	49.5	
* 61 Fluorobenzene	96	5.370	5.370	0.000	99	488624	50.0	
63 Trichloroethene	95	5.715	5.724	-0.009	93	2913	0.8857	
* 67 1,4-Dioxane-d8	96	6.052	6.060	-0.008	0	23999	1000.0	
$ 78 Toluene-d8 (Surr)	98	7.030	7.030	0.000	99	484461	49.2	
83 Tetrachloroethene	166	7.729	7.720	0.009	27	716	0.1797	
* 89 Chlorobenzene-d5	117	8.821	8.821	0.000	85	405535	50.0	
$ 100 4-Bromofluorobenzene	174	10.070	10.070	0.000	96	204712	52.4	
* 116 1,4-Dichlorobenzene-d4	152	10.941	10.941	0.000	94	273934	50.0	

Reagents:

VOA6IS/SURR_00009 Amount Added: 5.00 Units: uL Run Reagent

Report Date: 12-Mar-2018 18:05:06 Chrom Revision: 2.2 08-Feb-2018 13:38:42

TestAmerica Edison

Data File: \\ChromNA\Edison\ChromData\CVOAMS6\20180309-68582.b\F60626.D

Injection Date:	10-Mar-2018 03:04:30	Instrument ID:	CVOAMS6	Operator ID:	
Lims ID:	460-151079-A-37	Lab Sample ID:	460-151079-37	Worklist Smp#:	13
Client ID:	MW-550S				
Purge Vol:	5.000 mL	Dil. Factor:	1.0000	ALS Bottle#:	12
Method:	8260624W6	Limit Group:	VOA - 8260C DKQP Water and Solid		

Column: Rtx-624 (0.25 mm)

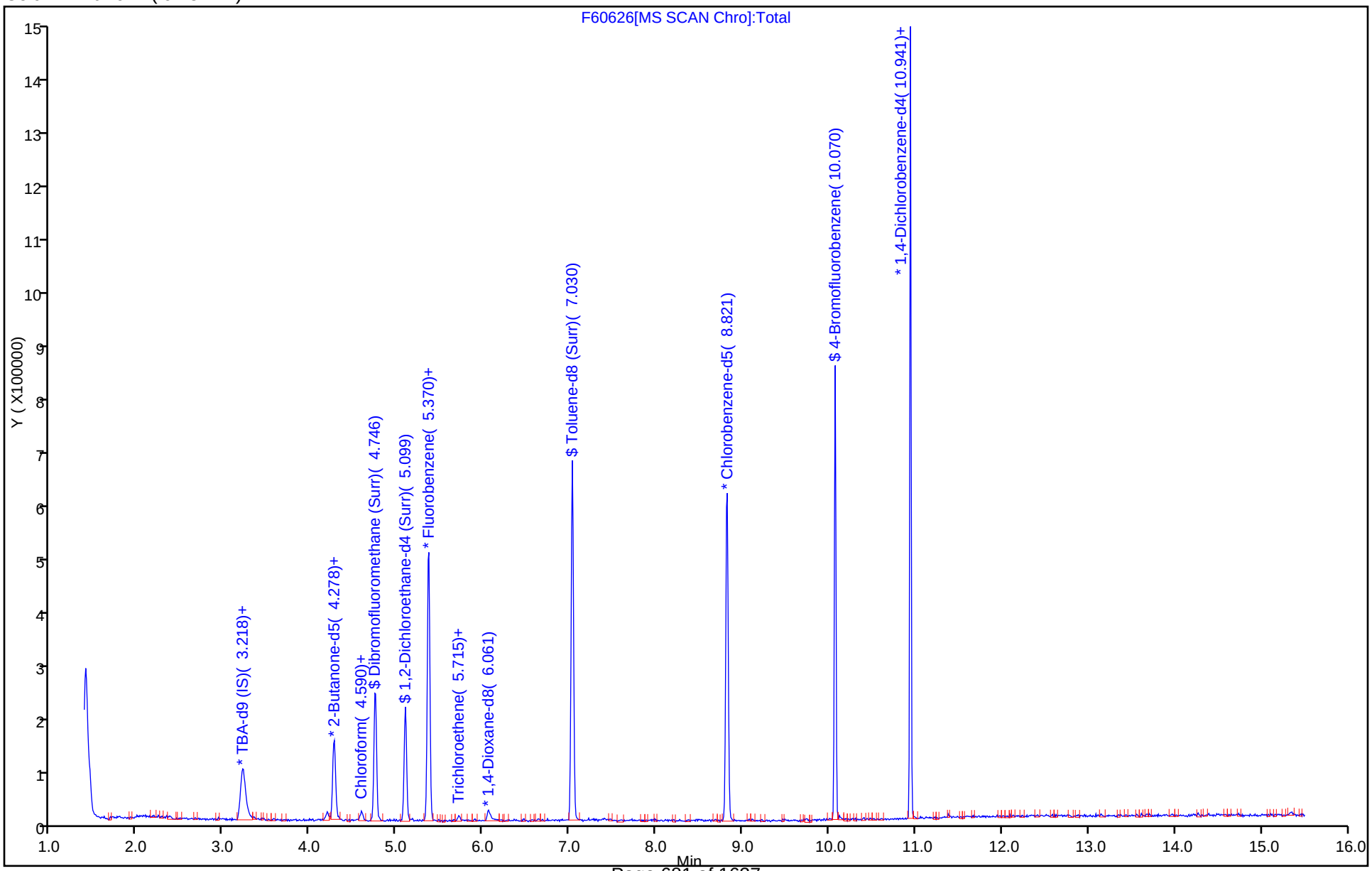

Report Date: 12-Mar-2018 18:05:06 Chrom Revision: 2.2 08-Feb-2018 13:38:42

TestAmerica Edison

Data File: \\ChromNA\Edison\ChromData\CVOAMS6\20180309-68582.b\F60626.D

Injection Date:	10-Mar-2018 03:04:30	Instrument ID:	CVOAMS6
Lims ID:	460-151079-A-37	Lab Sample ID:	460-151079-37
Client ID:	MW-550S		
Operator ID:		ALS Bottle#:	12 Worklist Smp#: 13
Purge Vol:	5.000 mL	Dil. Factor:	1.0000
Method:	8260624W6	Limit Group:	VOA - 8260C DKQP Water and Solid
Column:	Rtx-624 (0.25 mm)	Detector	MS SCAN

48 Chloroform, CAS: 67-66-3

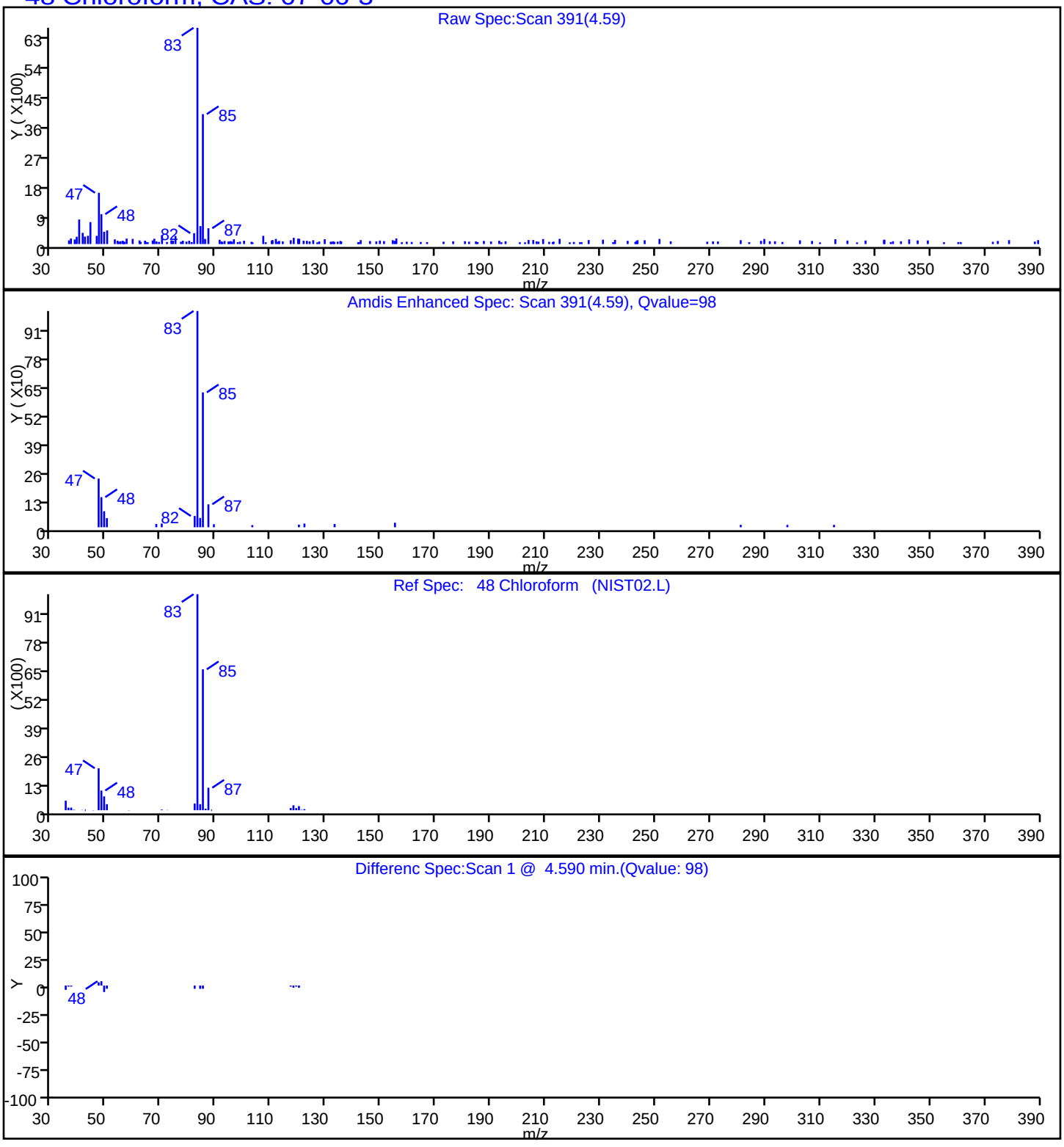

Report Date: 12-Mar-2018 18:05:06 Chrom Revision: 2.2 08-Feb-2018 13:38:42

TestAmerica Edison

Data File: \\ChromNA\Edison\ChromData\CVOAMS6\20180309-68582.b\F60626.D

Injection Date:	10-Mar-2018 03:04:30	Instrument ID:	CVOAMS6
Lims ID:	460-151079-A-37	Lab Sample ID:	460-151079-37
Client ID:	MW-550S		
Operator ID:		ALS Bottle#:	12 Worklist Smp#: 13
Purge Vol:	5.000 mL	Dil. Factor:	1.0000
Method:	8260624W6	Limit Group:	VOA - 8260C DKQP Water and Solid
Column:	Rtx-624 (0.25 mm)	Detector	MS SCAN

27 Methylene Chloride, CAS: 75-09-2

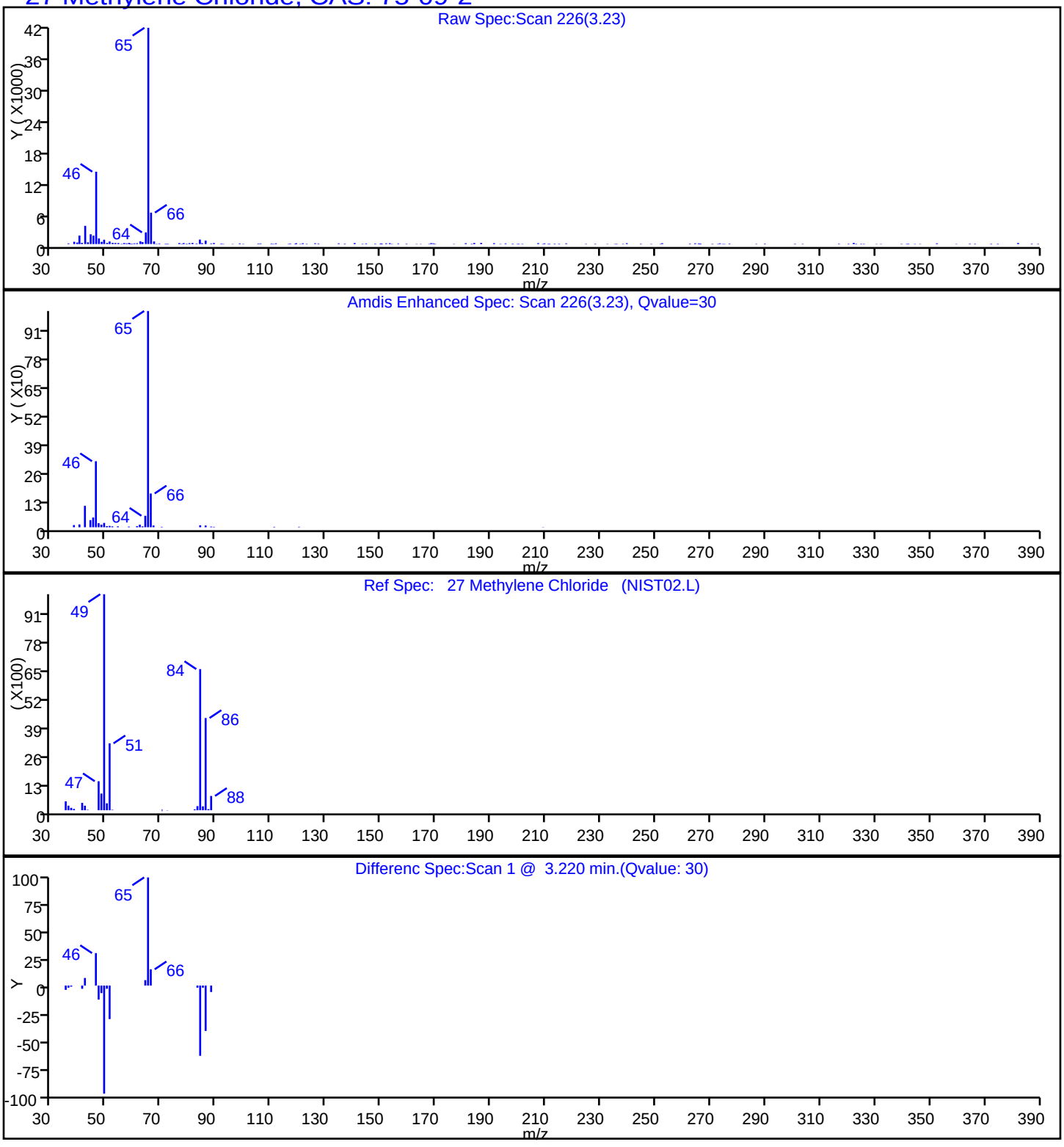

Report Date: 12-Mar-2018 18:05:06 Chrom Revision: 2.2 08-Feb-2018 13:38:42

TestAmerica Edison

Data File: \\ChromNA\Edison\ChromData\CVOAMS6\20180309-68582.b\F60626.D

Injection Date:	10-Mar-2018 03:04:30	Instrument ID:	CVOAMS6
Lims ID:	460-151079-A-37	Lab Sample ID:	460-151079-37
Client ID:	MW-550S		
Operator ID:		ALS Bottle#:	12 Worklist Smp#: 13
Purge Vol:	5.000 mL	Dil. Factor:	1.0000
Method:	8260624W6	Limit Group:	VOA - 8260C DKQP Water and Solid
Column:	Rtx-624 (0.25 mm)	Detector	MS SCAN

83 Tetrachloroethene, CAS: 127-18-4

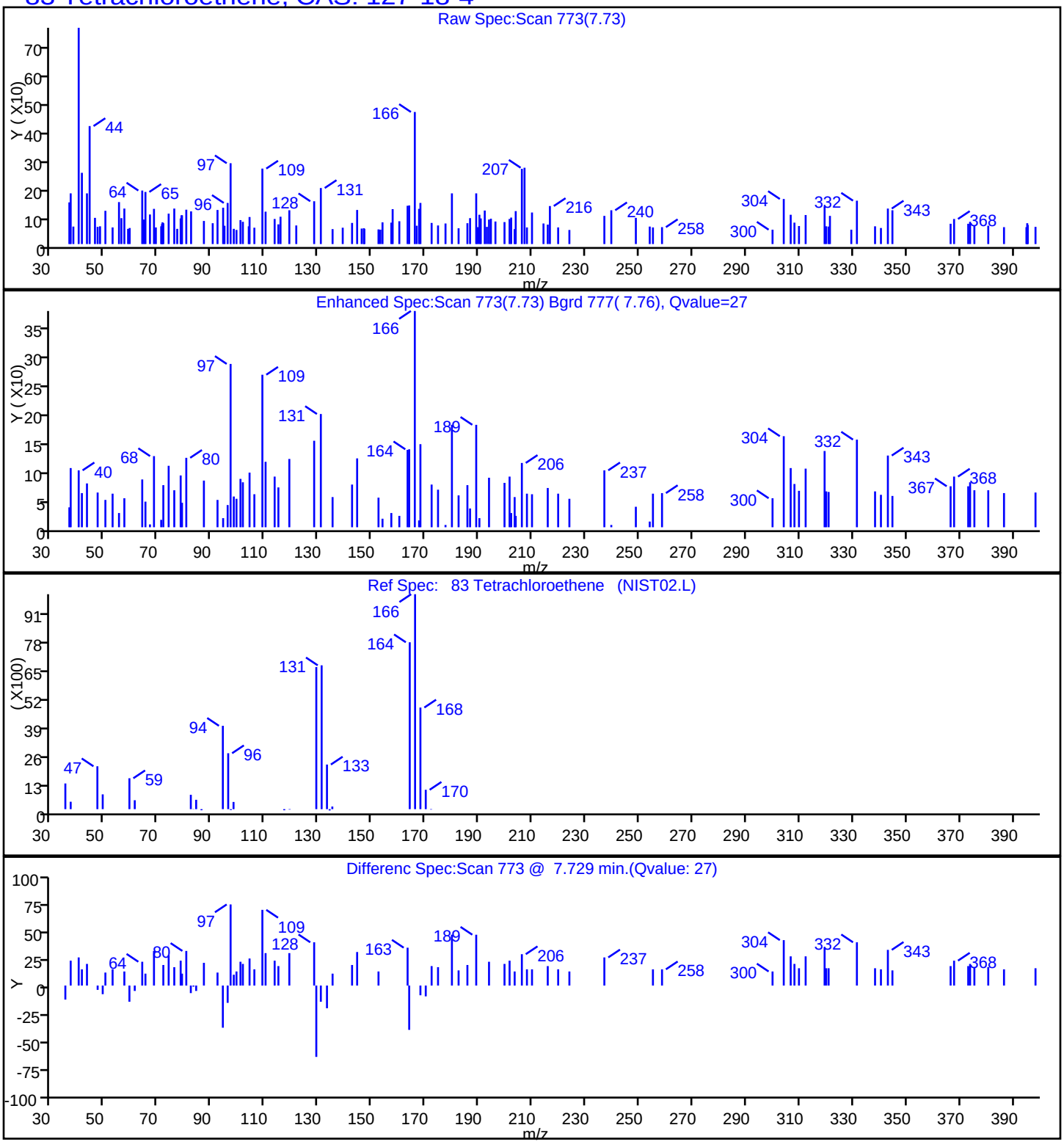

Report Date: 12-Mar-2018 18:05:06 Chrom Revision: 2.2 08-Feb-2018 13:38:42

TestAmerica Edison

Data File: \\ChromNA\Edison\ChromData\CVOAMS6\20180309-68582.b\F60626.D

Injection Date:	10-Mar-2018 03:04:30	Instrument ID:	CVOAMS6
Lims ID:	460-151079-A-37	Lab Sample ID:	460-151079-37
Client ID:	MW-550S		
Operator ID:		ALS Bottle#:	12 Worklist Smp#: 13
Purge Vol:	5.000 mL	Dil. Factor:	1.0000
Method:	8260624W6	Limit Group:	VOA - 8260C DKQP Water and Solid
Column:	Rtx-624 (0.25 mm)	Detector	MS SCAN

63 Trichloroethene, CAS: 79-01-6

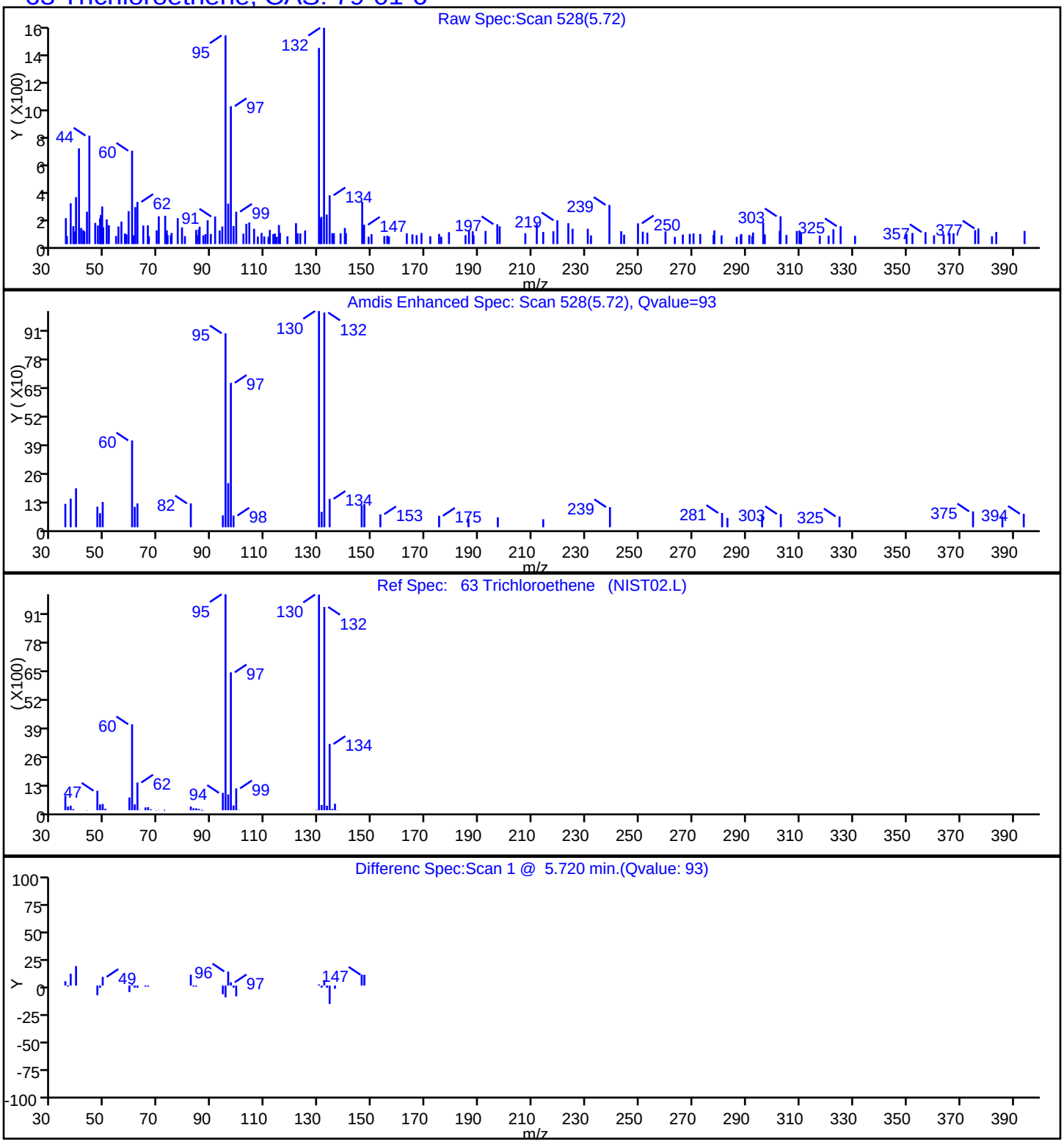

User Disabled Compound Report

TestAmerica Edison

Data File:	\\ChromNA\Edison\ChromData\CVOAMS6\20180309-68582.b\F60626.D		
Injection Date:	10-Mar-2018 03:04:30	Instrument ID:	CVOAMS6
Lims ID:	460-151079-A-37	Lab Sample ID:	460-151079-37
Client ID:	MW-550S		
Operator ID:		ALS Bottle#:	12 Worklist Smp#: 13
Purge Vol:	5.000 mL	Dil. Factor:	1.0000
Method:	8260624W6	Limit Group:	VOA - 8260C DKQP Water and Solid
Column:	Rtx-624 (0.25 mm)	Detector	MS SCAN

82 1,1,2-Trichloroethane, CAS: 79-00-5

Processing Results

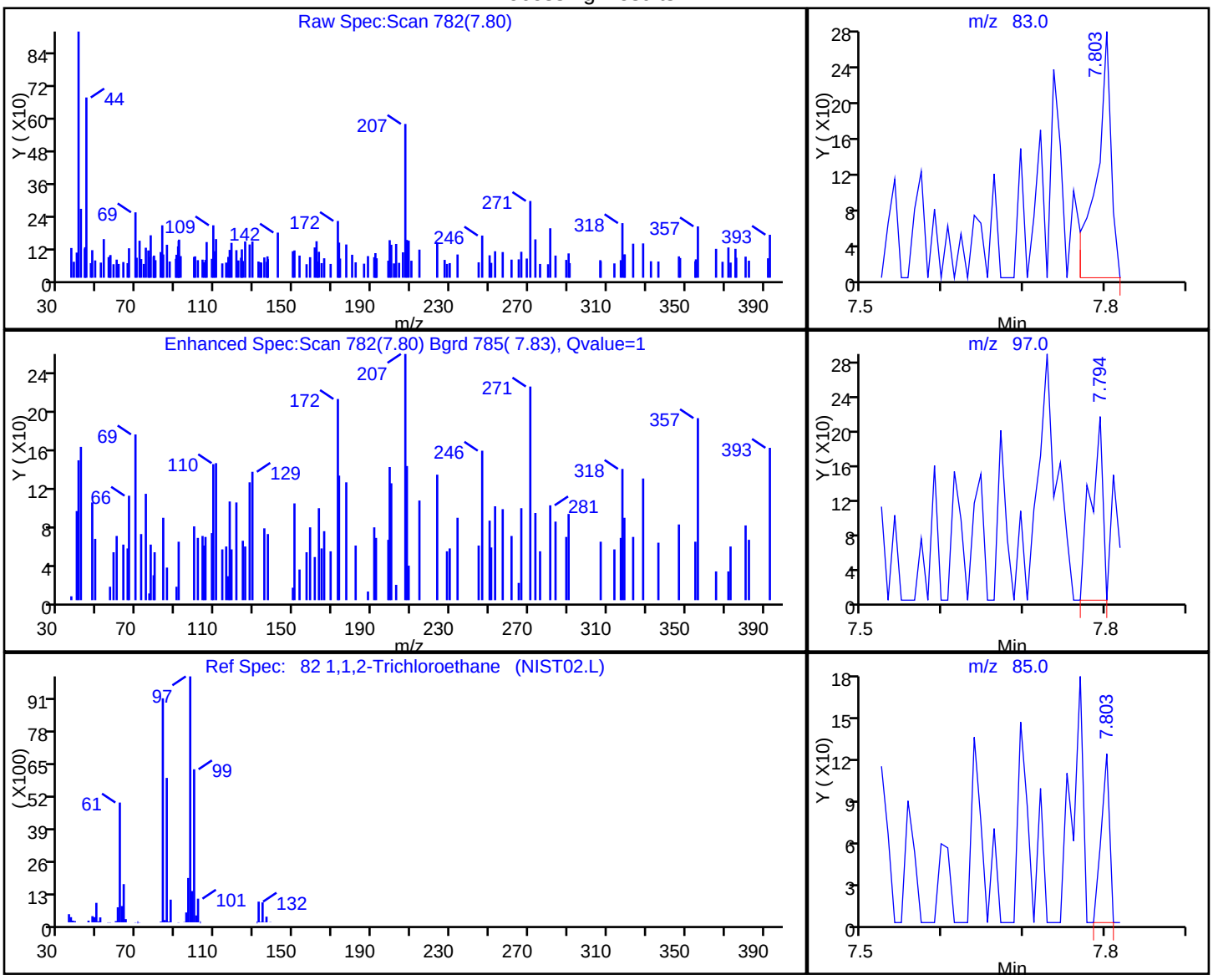

RT	Mass	Response	Amount
7.80	83.00	345	0.149721
7.79	97.00	222	
7.80	85.00	87	

Reviewer: delpolitov, 12-Mar-2018 18:05:05

Audit Action: Marked Compound Undetected Audit Reason: Invalid Compound ID

User Disabled Compound Report

TestAmerica Edison

Data File:	\\ChromNA\Edison\ChromData\CVOAMS6\20180309-68582.b\F60626.D		
Injection Date:	10-Mar-2018 03:04:30	Instrument ID:	CVOAMS6
Lims ID:	460-151079-A-37	Lab Sample ID:	460-151079-37
Client ID:	MW-550S		
Operator ID:		ALS Bottle#:	12 Worklist Smp#: 13
Purge Vol:	5.000 mL	Dil. Factor:	1.0000
Method:	8260624W6	Limit Group:	VOA - 8260C DKQP Water and Solid
Column:	Rtx-624 (0.25 mm)	Detector	MS SCAN

59 1,2-Dichloroethane, CAS: 107-06-2

Processing Results

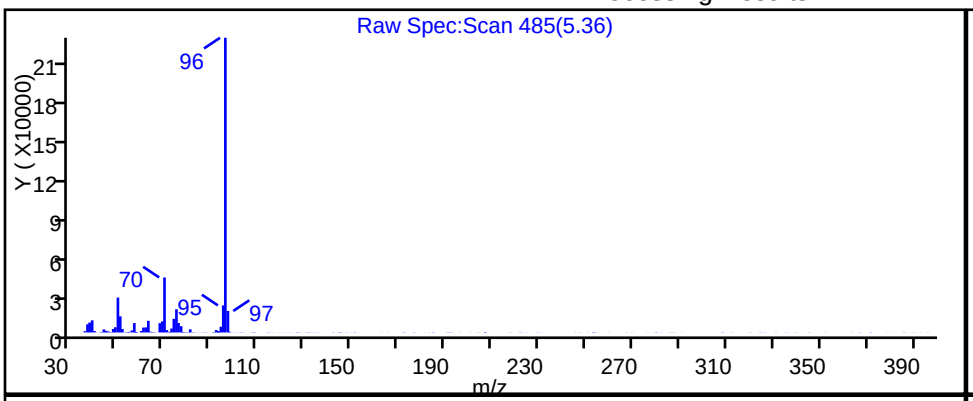

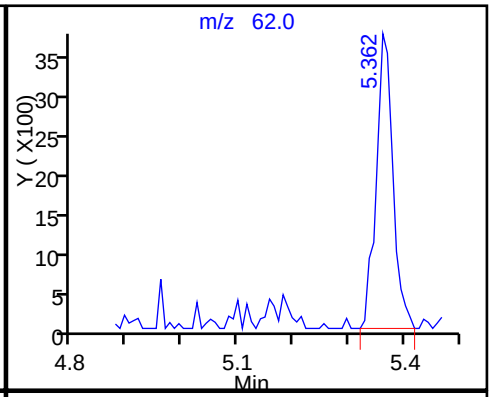

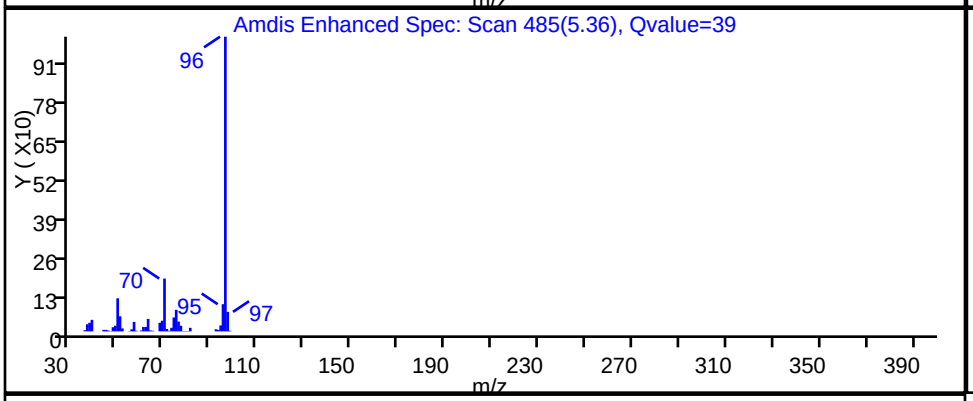

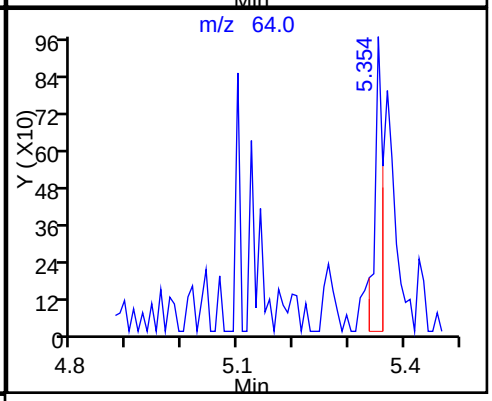

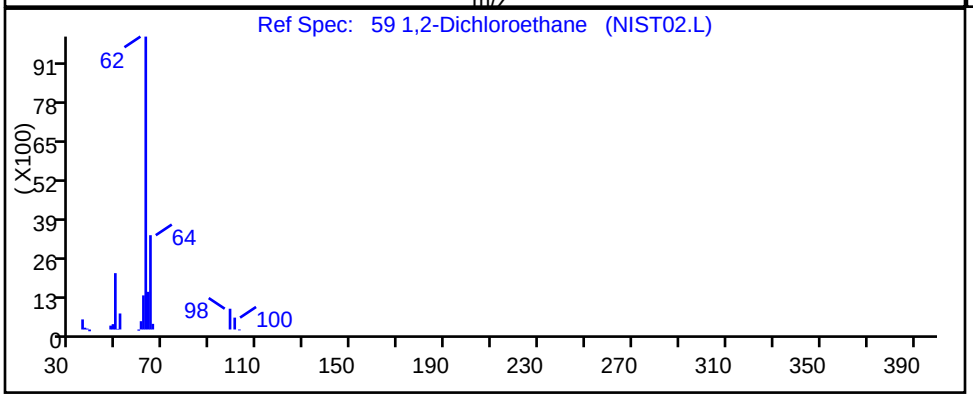

RT	Mass	Response	Amount
5.36	62.00	7895	1.898067
5.35	64.00	925	

Reviewer: delpolitov, 12-Mar-2018 18:05:05

Audit Action: Marked Compound Undetected Audit Reason: Invalid Compound ID

User Disabled Compound Report

TestAmerica Edison

Data File:	\\ChromNA\Edison\ChromData\CVOAMS6\20180309-68582.b\F60626.D		
Injection Date:	10-Mar-2018 03:04:30	Instrument ID:	CVOAMS6
Lims ID:	460-151079-A-37	Lab Sample ID:	460-151079-37
Client ID:	MW-550S		
Operator ID:		ALS Bottle#:	12 Worklist Smp#: 13
Purge Vol:	5.000 mL	Dil. Factor:	1.0000
Method:	8260624W6	Limit Group:	VOA - 8260C DKQP Water and Solid
Column:	Rtx-624 (0.25 mm)	Detector	MS SCAN

66 1,2-Dichloropropane, CAS: 78-87-5

Processing Results

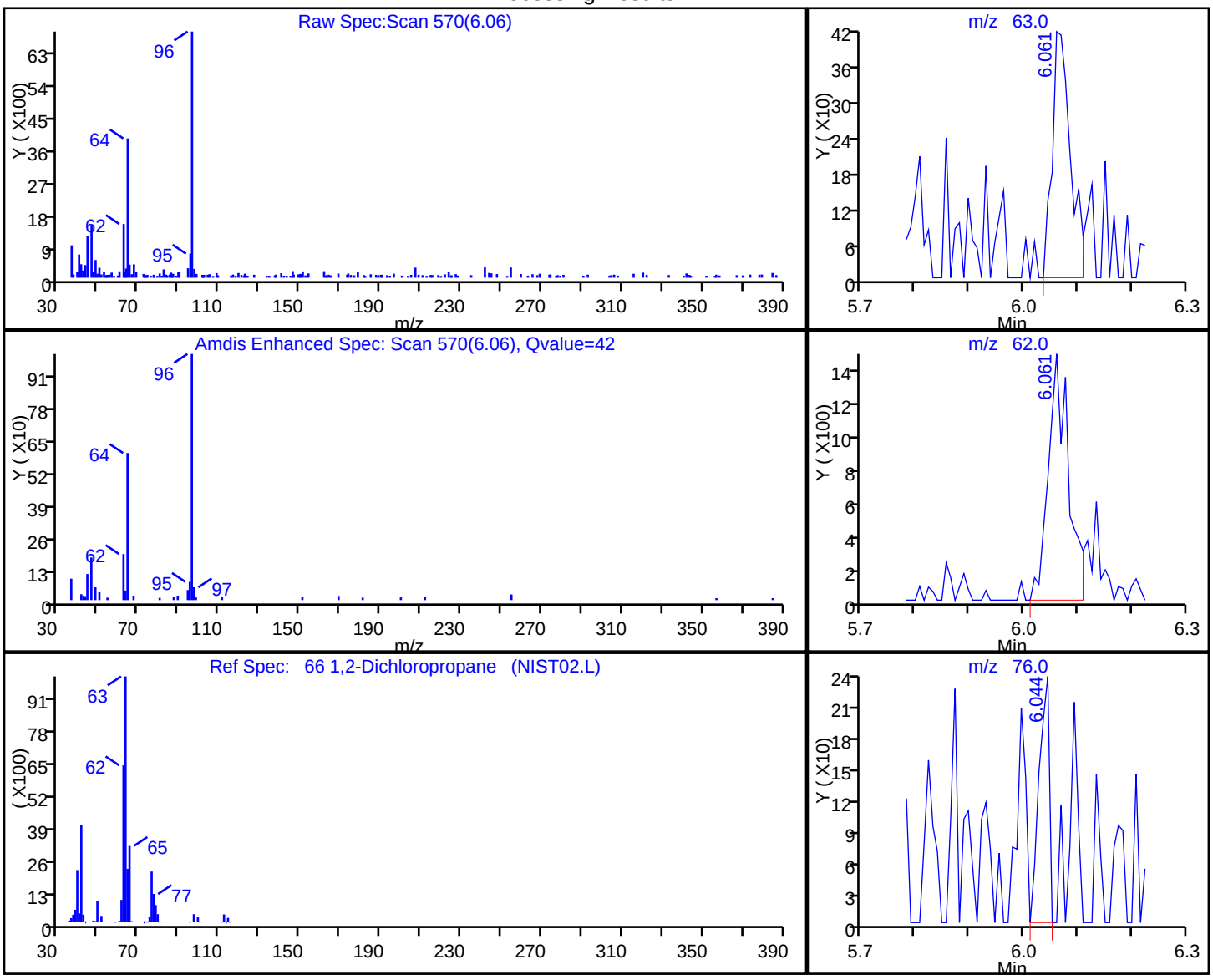

RT	Mass	Response	Amount
6.06	63.00	981	0.343330
6.06	62.00	3923	
6.04	76.00	314	
6.07	112.00	184	

Reviewer: delpolitov, 12-Mar-2018 18:05:05

Audit Action: Marked Compound Undetected Audit Reason: Invalid Compound ID

User Disabled Compound Report

TestAmerica Edison

Data File:	\\ChromNA\Edison\ChromData\CVOAMS6\20180309-68582.b\F60626.D		
Injection Date:	10-Mar-2018 03:04:30	Instrument ID:	CVOAMS6
Lims ID:	460-151079-A-37	Lab Sample ID:	460-151079-37
Client ID:	MW-550S		
Operator ID:		ALS Bottle#:	12 Worklist Smp#: 13
Purge Vol:	5.000 mL	Dil. Factor:	1.0000
Method:	8260624W6	Limit Group:	VOA - 8260C DKQP Water and Solid
Column:	Rtx-624 (0.25 mm)	Detector	MS SCAN

41 2-Butanone (MEK), CAS: 78-93-3

Processing Results

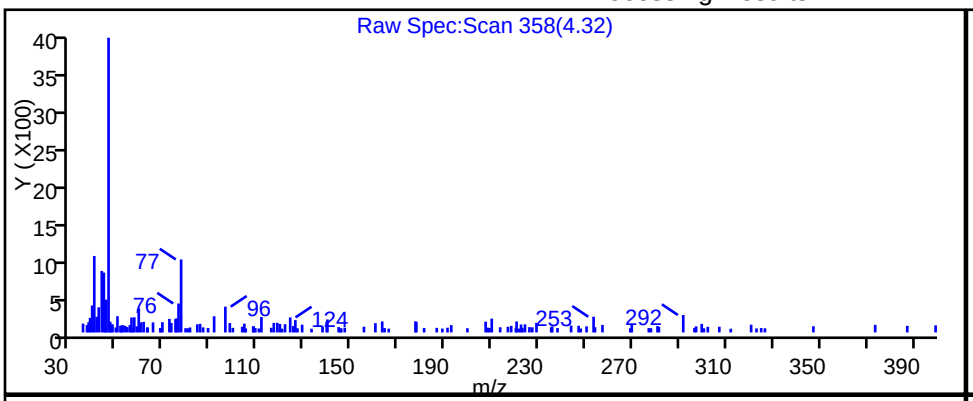

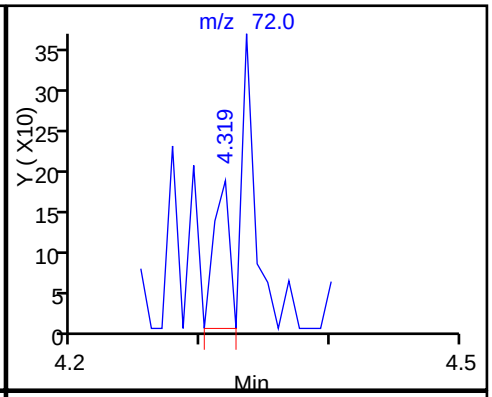

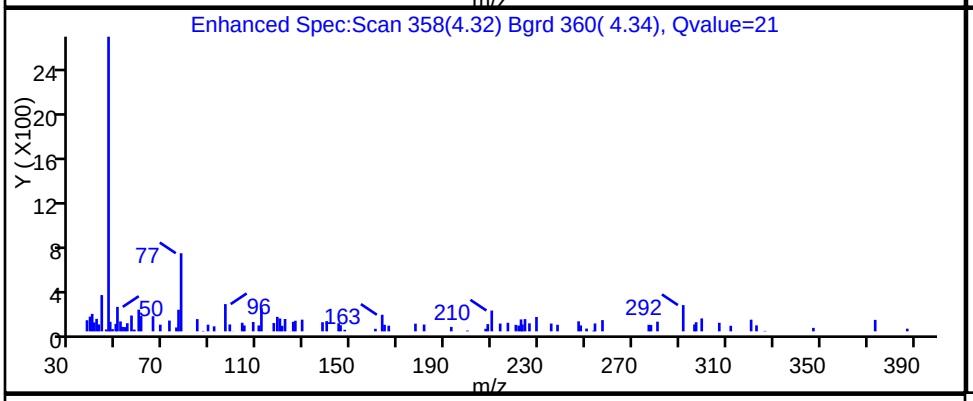

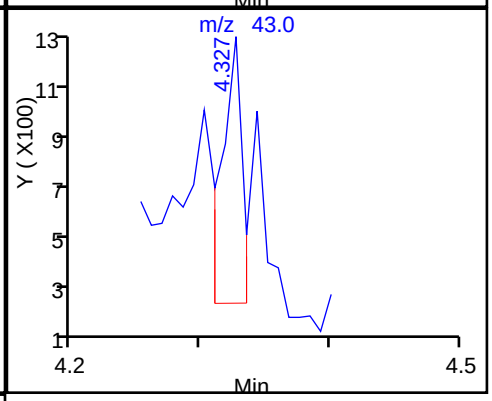

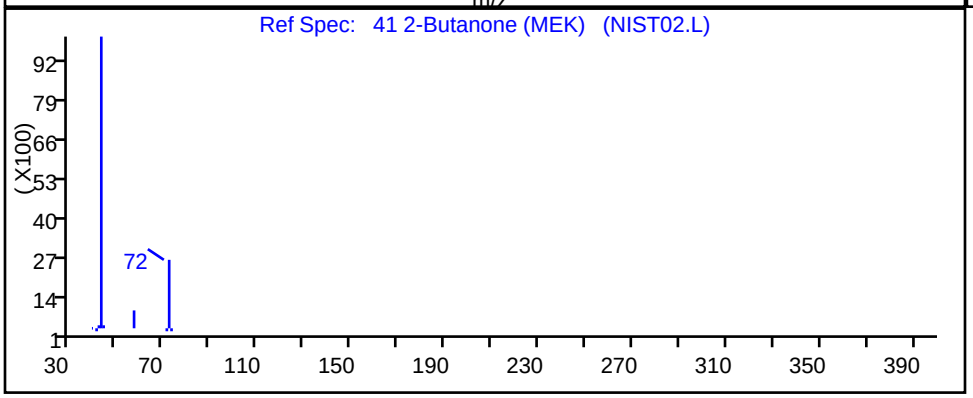

RT	Mass	Response	Amount
4.32	72.00	156	2.310077
4.33	43.00	1073	

Reviewer: delpolitov, 12-Mar-2018 18:05:05

Audit Action: Marked Compound Undetected Audit Reason: Invalid Compound ID

User Disabled Compound Report

TestAmerica Edison

Data File:	\\ChromNA\Edison\ChromData\CVOAMS6\20180309-68582.b\F60626.D		
Injection Date:	10-Mar-2018 03:04:30	Instrument ID:	CVOAMS6
Lims ID:	460-151079-A-37	Lab Sample ID:	460-151079-37
Client ID:	MW-550S		
Operator ID:		ALS Bottle#:	12 Worklist Smp#: 13
Purge Vol:	5.000 mL	Dil. Factor:	1.0000
Method:	8260624W6	Limit Group:	VOA - 8260C DKQP Water and Solid
Column:	Rtx-624 (0.25 mm)	Detector	MS SCAN

77 4-Methyl-2-pentanone (MIBK), CAS: 108-10-1

Processing Results

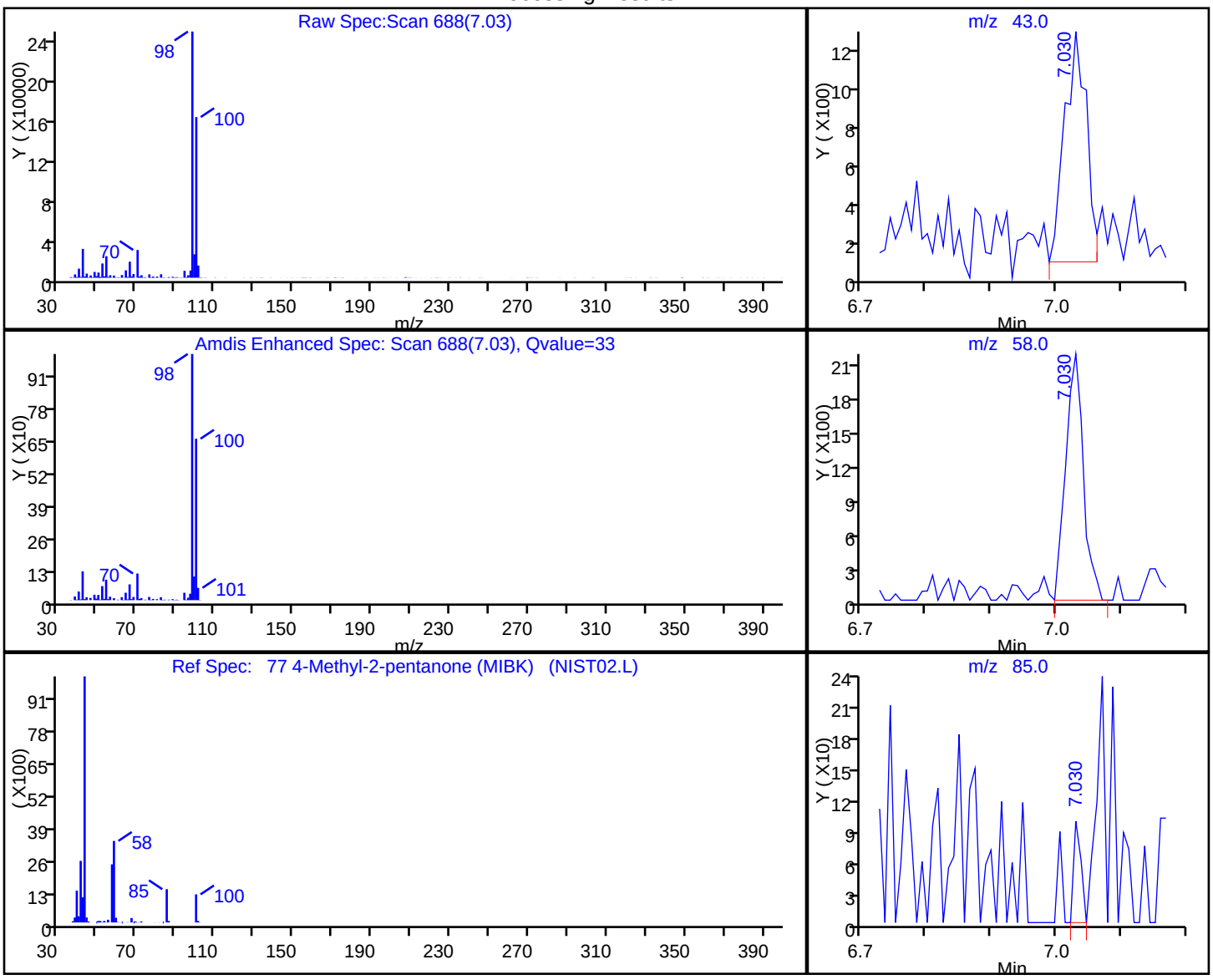

RT	Mass	Response	Amount
7.03	43.00	2755	1.195258
7.03	58.00	4078	
7.03	85.00	78	
7.03	100.00	317505	

Reviewer: delpolitov, 12-Mar-2018 18:05:05

Audit Action: Marked Compound Undetected Audit Reason: Invalid Compound ID

User Disabled Compound Report

TestAmerica Edison

Data File:	\\ChromNA\Edison\ChromData\CVOAMS6\20180309-68582.b\F60626.D		
Injection Date:	10-Mar-2018 03:04:30	Instrument ID:	CVOAMS6
Lims ID:	460-151079-A-37	Lab Sample ID:	460-151079-37
Client ID:	MW-550S		
Operator ID:		ALS Bottle#:	12 Worklist Smp#: 13
Purge Vol:	5.000 mL	Dil. Factor:	1.0000
Method:	8260624W6	Limit Group:	VOA - 8260C DKQP Water and Solid
Column:	Rtx-624 (0.25 mm)	Detector	MS SCAN

6 Bromomethane, CAS: 74-83-9

Processing Results

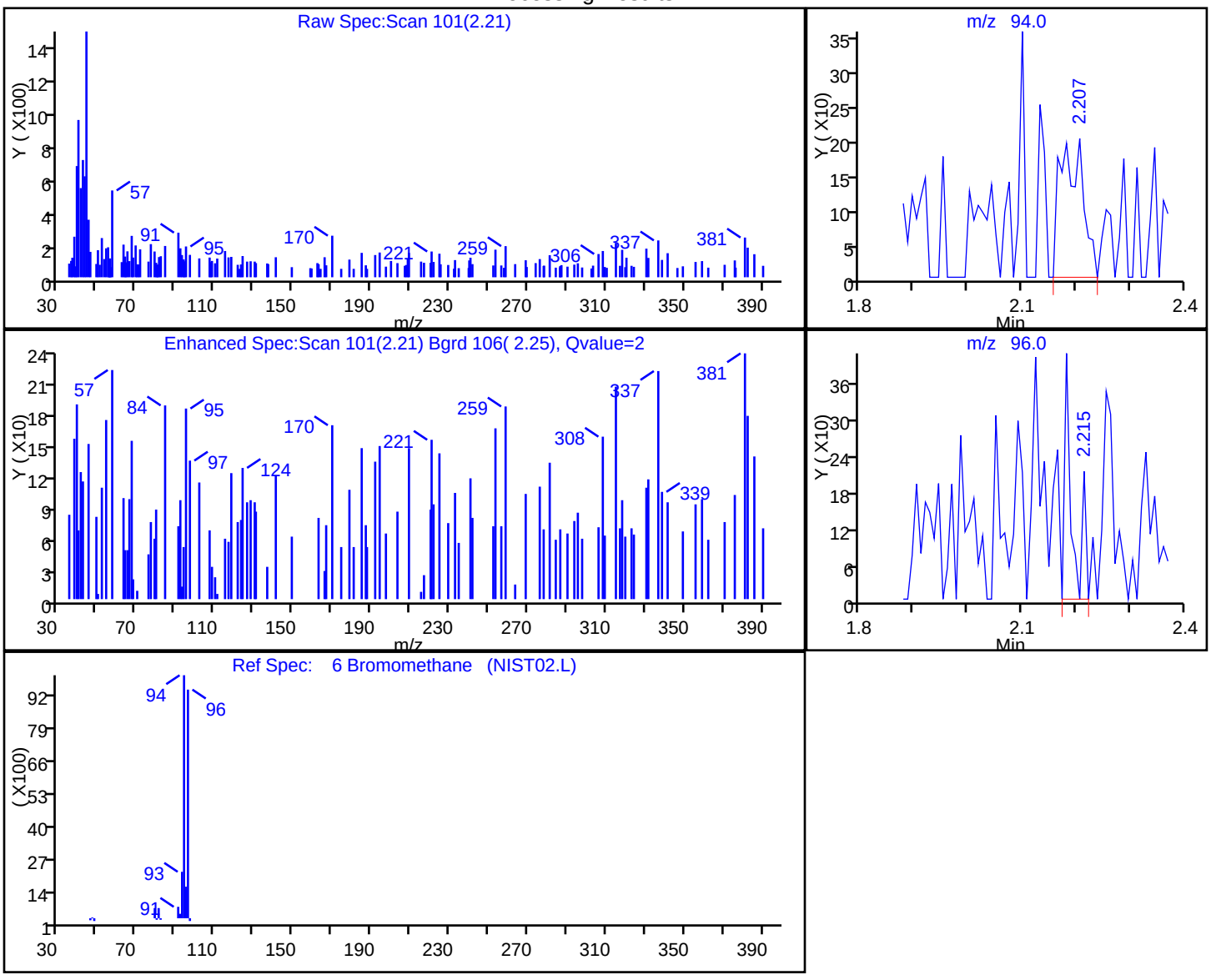

RT	Mass	Response	Amount
2.21	94.00	588	0.248144
2.22	96.00	396	

Reviewer: delpolitov, 12-Mar-2018 18:05:05

Audit Action: Marked Compound Undetected Audit Reason: Invalid Compound ID

User Disabled Compound Report

TestAmerica Edison

Data File:	\\ChromNA\Edison\ChromData\CVOAMS6\20180309-68582.b\F60626.D		
Injection Date:	10-Mar-2018 03:04:30	Instrument ID:	CVOAMS6
Lims ID:	460-151079-A-37	Lab Sample ID:	460-151079-37
Client ID:	MW-550S		
Operator ID:		ALS Bottle#:	12 Worklist Smp#: 13
Purge Vol:	5.000 mL	Dil. Factor:	1.0000
Method:	8260624W6	Limit Group:	VOA - 8260C DKQP Water and Solid
Column:	Rtx-624 (0.25 mm)	Detector	MS SCAN

4 Vinyl chloride, CAS: 75-01-4

Processing Results

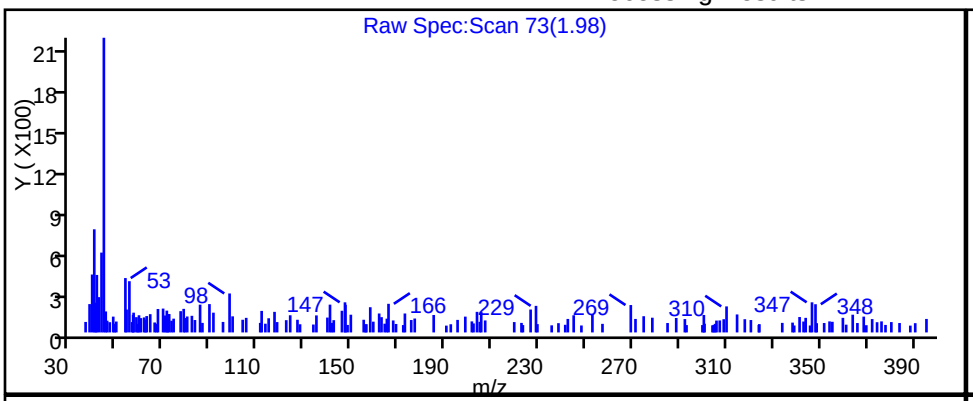

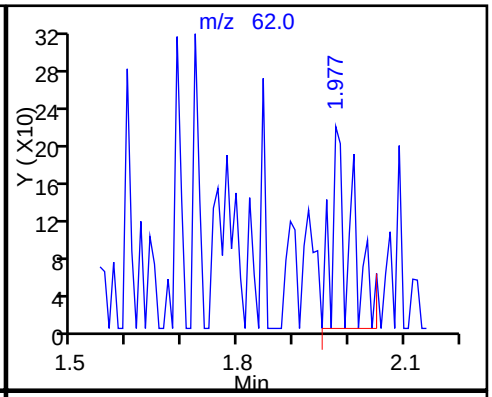

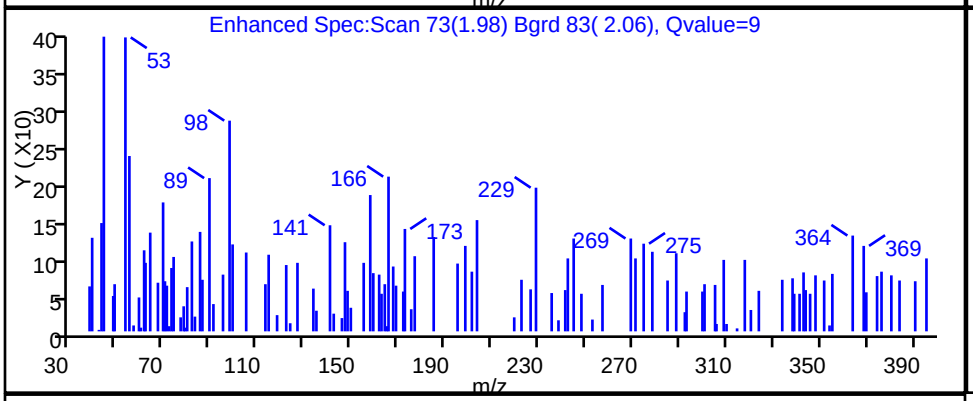

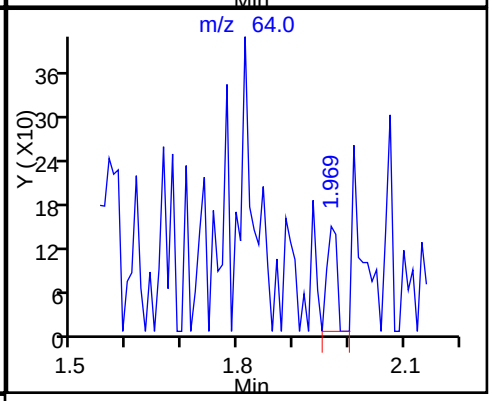

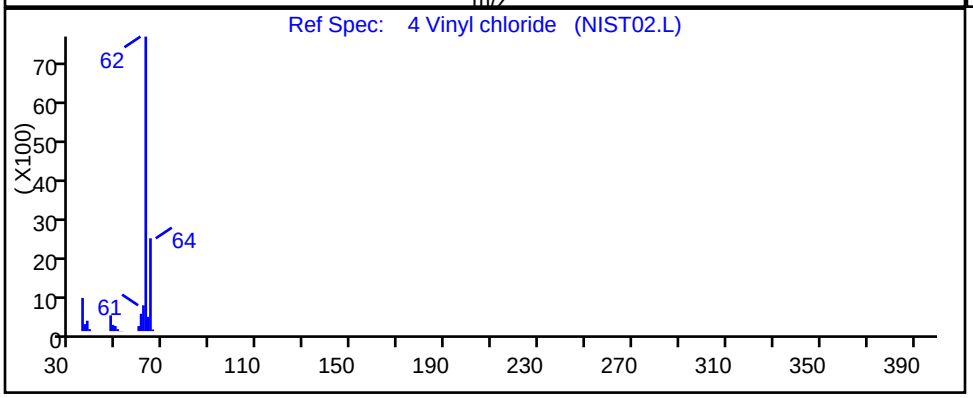

RT	Mass	Response	Amount
1.98	62.00	515	0.137969
1.97	64.00	180	

Reviewer: delpolitov, 12-Mar-2018 18:05:05

Audit Action: Marked Compound Undetected Audit Reason: Invalid Compound ID

FORM I
GC/MS VOA ORGANICS ANALYSIS DATA SHEET

Lab Name: TestAmerica Edison | Job No.: 460-151079-1

SDG No.:

Client Sample ID: MW-550I | Lab Sample ID: 460-151079-38

Matrix: Water | Lab File ID: F60627.D

Analysis Method: 8260C | Date Collected: 02/27/2018 08:15

Sample wt/vol: 5(mL) | Date Analyzed: 03/10/2018 03:27

Soil Aliquot Vol: | Dilution Factor: 1

Soil Extract Vol.: | GC Column: Rtx-624 ID: 0.25(mm)

% Moisture: | Level: (low/med) Low

Analysis Batch No.: 502566 | Units: ug/L

CAS NO.	COMPOUND NAME	RESULT	Q	RL	MDL
71-55-6	1,1,1-Trichloroethane	0.28	U	1.0	0.28
79-34-5	1,1,2,2-Tetrachloroethane	0.19	U	1.0	0.19
79-00-5	1,1,2-Trichloroethane	0.080	U	1.0	0.080
75-34-3	1,1-Dichloroethane	0.24	U	1.0	0.24
75-35-4	1,1-Dichloroethene	0.34	U	1.0	0.34
87-61-6	1,2,3-Trichlorobenzene	0.35	U	1.0	0.35
120-82-1	1,2,4-Trichlorobenzene	0.27	U	1.0	0.27
96-12-8	1,2-Dibromo-3-Chloropropane	0.23	U	1.0	0.23
106-93-4	1,2-Dibromoethane	0.19	U	1.0	0.19
95-50-1	1,2-Dichlorobenzene	0.22	U	1.0	0.22
107-06-2	1,2-Dichloroethane	0.25	U	1.0	0.25
78-87-5	1,2-Dichloropropane	0.18	U	1.0	0.18
541-73-1	1,3-Dichlorobenzene	0.33	U	1.0	0.33
106-46-7	1,4-Dichlorobenzene	0.33	U	1.0	0.33
123-91-1	1,4-Dioxane	8.7	U *	50	8.7
78-93-3	2-Butanone	2.2	U	5.0	2.2
591-78-6	2-Hexanone	0.72	U	5.0	0.72
108-10-1	4-Methyl-2-pentanone	0.63	U	5.0	0.63
67-64-1	Acetone	1.1	U	5.0	1.1
71-43-2	Benzene	0.090	U	1.0	0.090
74-97-5	Bromochloromethane	0.30	U	1.0	0.30
75-27-4	Bromodichloromethane	0.15	U	1.0	0.15
75-25-2	Bromoform	0.18	U	1.0	0.18
74-83-9	Bromomethane	0.18	U	1.0	0.18
75-15-0	Carbon disulfide	0.22	U	1.0	0.22
56-23-5	Carbon tetrachloride	0.33	U	1.0	0.33
108-90-7	Chlorobenzene	0.24	U	1.0	0.24
75-00-3	Chloroethane	0.37	U	1.0	0.37
67-66-3	Chloroform	3.5		1.0	0.22
74-87-3	Chloromethane	0.22	U	1.0	0.22
156-59-2	cis-1,2-Dichloroethene	0.26	U	1.0	0.26
10061-01-5	cis-1,3-Dichloropropene	0.16	U	1.0	0.16
110-82-7	Cyclohexane	0.26	U	1.0	0.26
124-48-1	Dibromochloromethane	0.22	U	1.0	0.22
75-71-8	Dichlorodifluoromethane	0.14	U	1.0	0.14
100-41-4	Ethylbenzene	0.30	U	1.0	0.30

FORM I
GC/MS VOA ORGANICS ANALYSIS DATA SHEET

Lab Name: TestAmerica Edison | Job No.: 460-151079-1

SDG No.:

Client Sample ID: MW-550I | Lab Sample ID: 460-151079-38

Matrix: Water | Lab File ID: F60627.D

Analysis Method: 8260C | Date Collected: 02/27/2018 08:15

Sample wt/vol: 5(mL) | Date Analyzed: 03/10/2018 03:27

Soil Aliquot Vol: | Dilution Factor: 1

Soil Extract Vol.: | GC Column: Rtx-624 ID: 0.25(mm)

% Moisture: | Level: (low/med) Low

Analysis Batch No.: 502566 | Units: ug/L

CAS NO.	COMPOUND NAME	RESULT	Q	RL	MDL
76-13-1	Freon TF	1.1		1.0	0.34
98-82-8	Isopropylbenzene	0.32	U	1.0	0.32
179601-23-1	m&p-Xylene	0.28	U	1.0	0.28
79-20-9	Methyl acetate	0.58	U	5.0	0.58
108-87-2	Methylcyclohexane	0.22	U	1.0	0.22
75-09-2	Methylene Chloride	0.50	J	1.0	0.21
1634-04-4	MTBE	0.13	U	1.0	0.13
95-47-6	o-Xylene	0.32	U	1.0	0.32
100-42-5	Styrene	0.17	U	1.0	0.17
127-18-4	Tetrachloroethene	1.6		1.0	0.12
108-88-3	Toluene	0.25	U	1.0	0.25
156-60-5	trans-1,2-Dichloroethene	0.18	U	1.0	0.18
10061-02-6	trans-1,3-Dichloropropene	0.19	U	1.0	0.19
79-01-6	Trichloroethene	1.4		1.0	0.22
75-69-4	Trichlorofluoromethane	0.15	U	1.0	0.15
75-01-4	Vinyl chloride	0.060	U	1.0	0.060

CAS NO.	SURROGATE	%REC	Q	LIMITS
17060-07-0	1,2-Dichloroethane-d4 (Surr)	97		70-130
460-00-4	Bromofluorobenzene	111		70-130
1868-53-7	Dibromofluoromethane (Surr)	105		70-130
2037-26-5	Toluene-d8 (Surr)	95		70-130

FORM I
GC/MS VOA ORGANICS ANALYSIS DATA SHEET
TENTATIVELY IDENTIFIED COMPOUNDS

Lab Name: TestAmerica Edison | Job No.: 460-151079-1

SDG No.:

Client Sample ID: MW-550I | Lab Sample ID: 460-151079-38

Matrix: Water | Lab File ID: F60627.D

Analysis Method: 8260C | Date Collected: 02/27/2018 08:15

Sample wt/vol: 5(mL) | Date Analyzed: 03/10/2018 03:27

Soil Aliquot Vol: | Dilution Factor: 1

Soil Extract Vol.: | GC Column: Rtx-624 ID: 0.25(mm)

% Moisture: | Level: (low/med) Low

Analysis Batch No.: 502566 | Units: ug/L

Number TICs Found: 0 | TIC Result Total: 0

CAS NO.	COMPOUND NAME	RT	RESULT	Q	MATCH QUALITY
	Tentatively Identified Compound		None		

TestAmerica Edison
Target Compound Quantitation Report

Data File: \\ChromNA\Edison\ChromData\CVOAMS6\20180309-68582.b\F60627.D
Lims ID: 460-151079-A-38
Client ID: MW-550I
Sample Type: Client
Inject. Date: 10-Mar-2018 03:27:30 ALS Bottle#: 13 Worklist Smp#: 14
Purge Vol: 5.000 mL Dil. Factor: 1.0000
Sample Info: 460-151079-A-38
Misc. Info.: 460-0068582-014
Operator ID: Instrument ID: CVOAMS6

Method: \\ChromNA\Edison\ChromData\CVOAMS6\20180309-68582.b\8260624W6.m
Limit Group: VOA - 8260C DKQP Water and Solid
Last Update: 12-Mar-2018 18:05:34 Calib Date: 09-Mar-2018 04:49:30
Integrator: RTE ID Type: Deconvolution ID
Quant Method: Internal Standard Quant By: Initial Calibration
Last ICal File: \\ChromNA\Edison\ChromData\CVOAMS6\20180309-68530.b\F60575.D

Column 1 : Rtx-624 (0.25 mm) Det: MS SCAN
Process Host: XAWRK008

First Level Reviewer: moroneyc Date: 12-Mar-2018 06:48:43

Compound	Sig	RT (min.)	Exp RT (min.)	Dlt RT (min.)	Q	Response	OnCol Amt ug/l	Flags
16 1,1,2-Trichloro-1,2,2-trif	101	2.782	2.774	0.008	59	4221	1.06	
* 26 TBA-d9 (IS)	65	3.217	3.217	0.000	0	224898	1000.0	
27 Methylene Chloride	84	3.234	3.234	0.000	30	1873	0.4998	
* 38 2-Butanone-d5	46	4.277	4.277	0.000	0	210464	250.0	
48 Chloroform	83	4.590	4.598	-0.008	96	20566	3.53	
$ 51 Dibromofluoromethane (Surr	113	4.754	4.754	0.000	98	152733	52.6	
$ 56 1,2-Dichloroethane-d4 (Sur	65	5.099	5.099	0.000	0	150355	48.7	
* 61 Fluorobenzene	96	5.370	5.370	0.000	99	501097	50.0	
63 Trichloroethene	95	5.715	5.724	-0.009	95	4684	1.39	
* 67 1,4-Dioxane-d8	96	6.069	6.060	0.009	0	22745	1000.0	
$ 78 Toluene-d8 (Surr)	98	7.030	7.030	0.000	100	489050	47.3	
83 Tetrachloroethene	166	7.712	7.720	-0.008	93	6799	1.62	
* 89 Chlorobenzene-d5	117	8.821	8.821	0.000	84	425923	50.0	
$ 100 4-Bromofluorobenzene	174	10.070	10.070	0.000	96	228582	55.7	
* 116 1,4-Dichlorobenzene-d4	152	10.941	10.941	0.000	93	299260	50.0	

Reagents:

VOA6IS/SURR_00009 Amount Added: 5.00 Units: uL Run Reagent

Report Date: 12-Mar-2018 18:05:35 Chrom Revision: 2.2 08-Feb-2018 13:38:42

TestAmerica Edison

Data File: \\ChromNA\Edison\ChromData\CVOAMS6\20180309-68582.b\F60627.D

Injection Date:	10-Mar-2018 03:27:30	Instrument ID:	CVOAMS6	Operator ID:	
Lims ID:	460-151079-A-38	Lab Sample ID:	460-151079-38	Worklist Smp#:	14
Client ID:	MW-550I				
Purge Vol:	5.000 mL	Dil. Factor:	1.0000	ALS Bottle#:	13
Method:	8260624W6	Limit Group:	VOA - 8260C DKQP Water and Solid		

Column: Rtx-624 (0.25 mm)

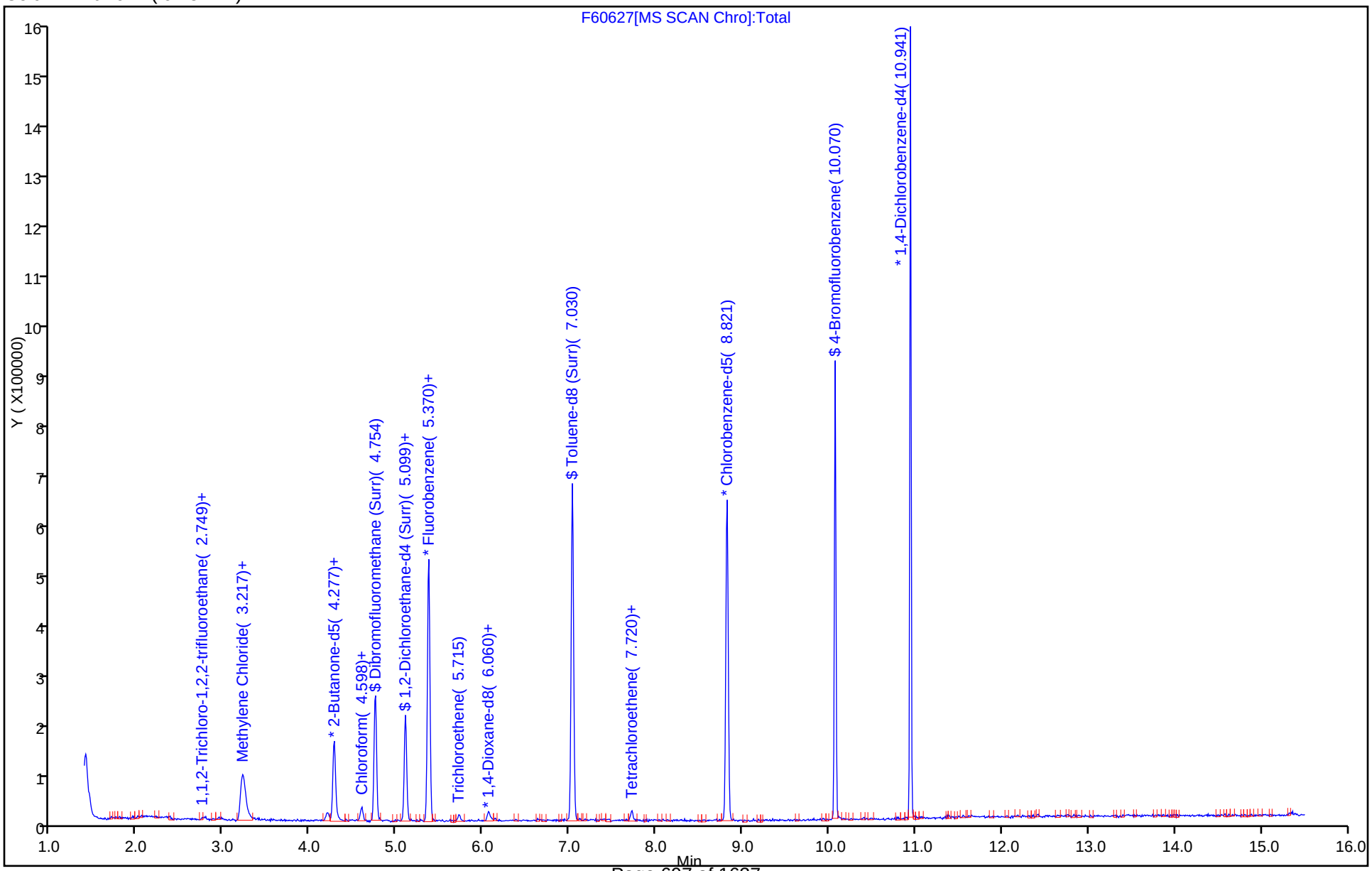

Report Date: 12-Mar-2018 18:05:35 Chrom Revision: 2.2 08-Feb-2018 13:38:42

TestAmerica Edison

Data File: \\ChromNA\Edison\ChromData\CVOAMS6\20180309-68582.b\F60627.D

Injection Date:	10-Mar-2018 03:27:30	Instrument ID:	CVOAMS6
Lims ID:	460-151079-A-38	Lab Sample ID:	460-151079-38
Client ID:	MW-550I		
Operator ID:		ALS Bottle#:	13 Worklist Smp#: 14
Purge Vol:	5.000 mL	Dil. Factor:	1.0000
Method:	8260624W6	Limit Group:	VOA - 8260C DKQP Water and Solid
Column:	Rtx-624 (0.25 mm)	Detector	MS SCAN

48 Chloroform, CAS: 67-66-3

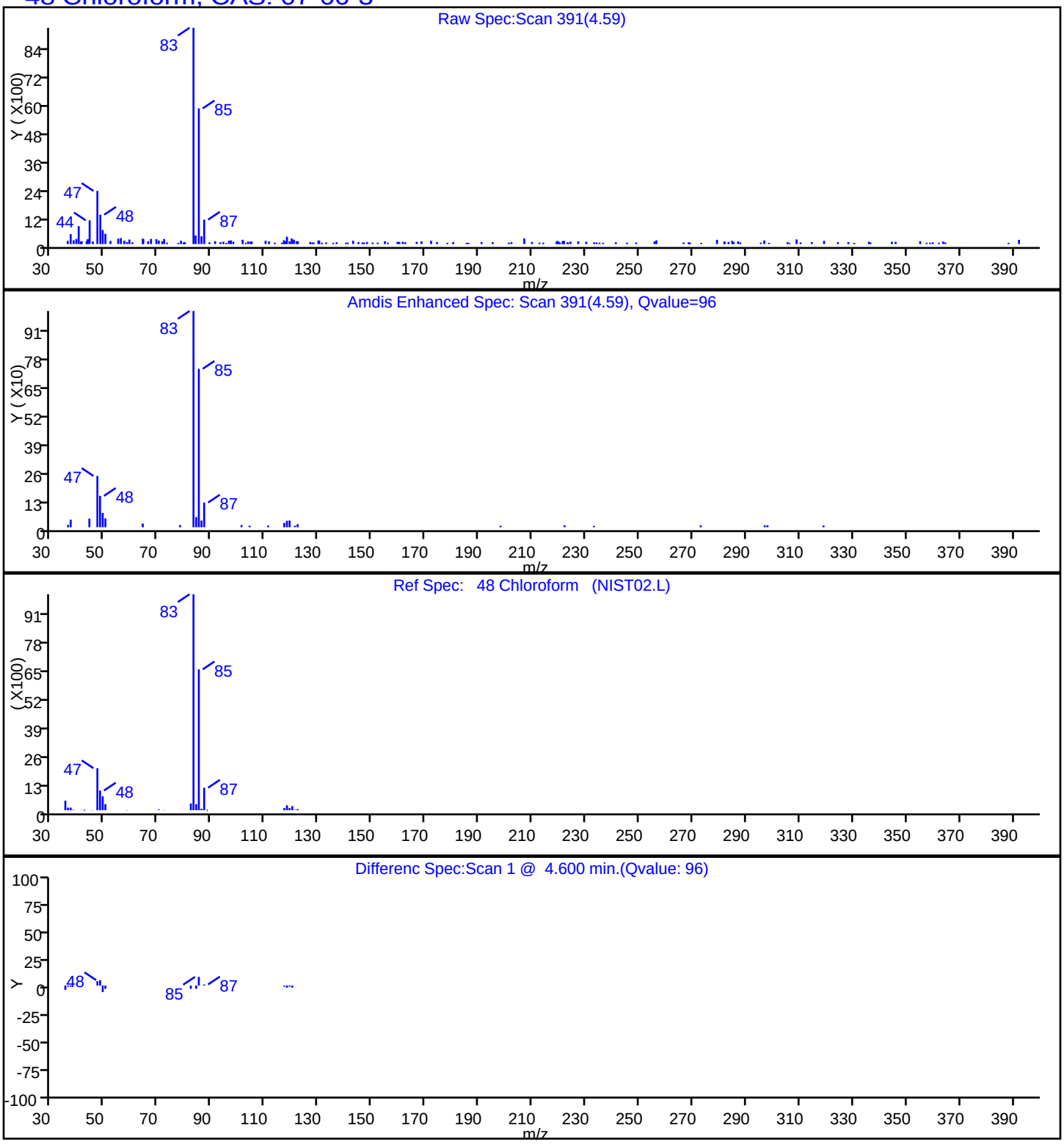

Report Date: 12-Mar-2018 18:05:35 Chrom Revision: 2.2 08-Feb-2018 13:38:42

TestAmerica Edison

Data File: \\ChromNA\Edison\ChromData\CVOAMS6\20180309-68582.b\F60627.D

Injection Date:	10-Mar-2018 03:27:30	Instrument ID:	CVOAMS6
Lims ID:	460-151079-A-38	Lab Sample ID:	460-151079-38
Client ID:	MW-550I		
Operator ID:		ALS Bottle#:	13 Worklist Smp#: 14
Purge Vol:	5.000 mL	Dil. Factor:	1.0000
Method:	8260624W6	Limit Group:	VOA - 8260C DKQP Water and Solid
Column:	Rtx-624 (0.25 mm)	Detector	MS SCAN

16 1,1,2-Trichloro-1,2,2-trifluoroethane, CAS: 76-13-1

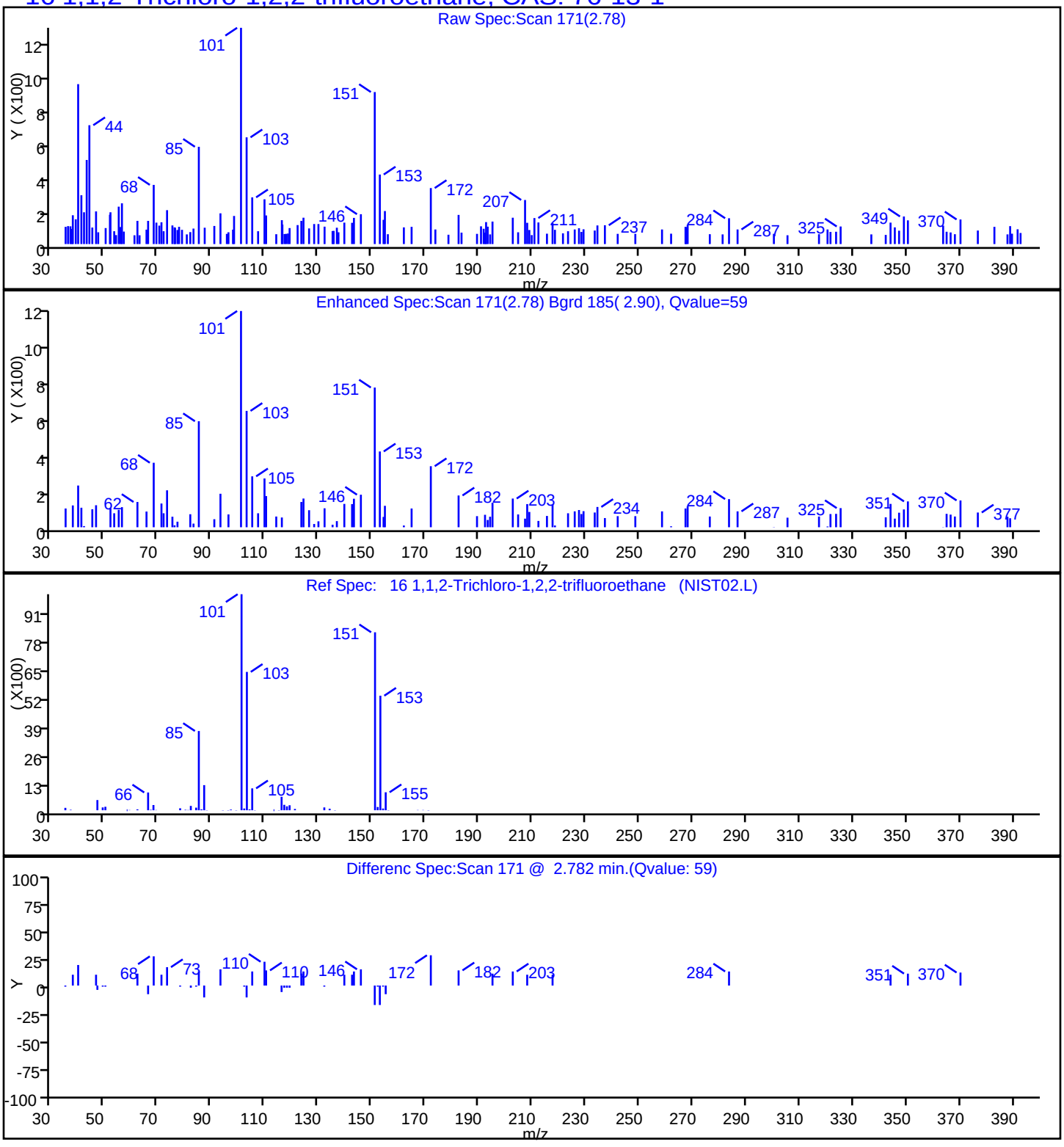

Report Date: 12-Mar-2018 18:05:35 Chrom Revision: 2.2 08-Feb-2018 13:38:42

TestAmerica Edison

Data File: \\ChromNA\Edison\ChromData\CVOAMS6\20180309-68582.b\F60627.D

Injection Date:	10-Mar-2018 03:27:30	Instrument ID:	CVOAMS6
Lims ID:	460-151079-A-38	Lab Sample ID:	460-151079-38
Client ID:	MW-550I		
Operator ID:		ALS Bottle#: 13	Worklist Smp#: 14
Purge Vol:	5.000 mL	Dil. Factor:	1.0000
Method:	8260624W6	Limit Group:	VOA - 8260C DKQP Water and Solid
Column:	Rtx-624 (0.25 mm)	Detector	MS SCAN

27 Methylene Chloride, CAS: 75-09-2

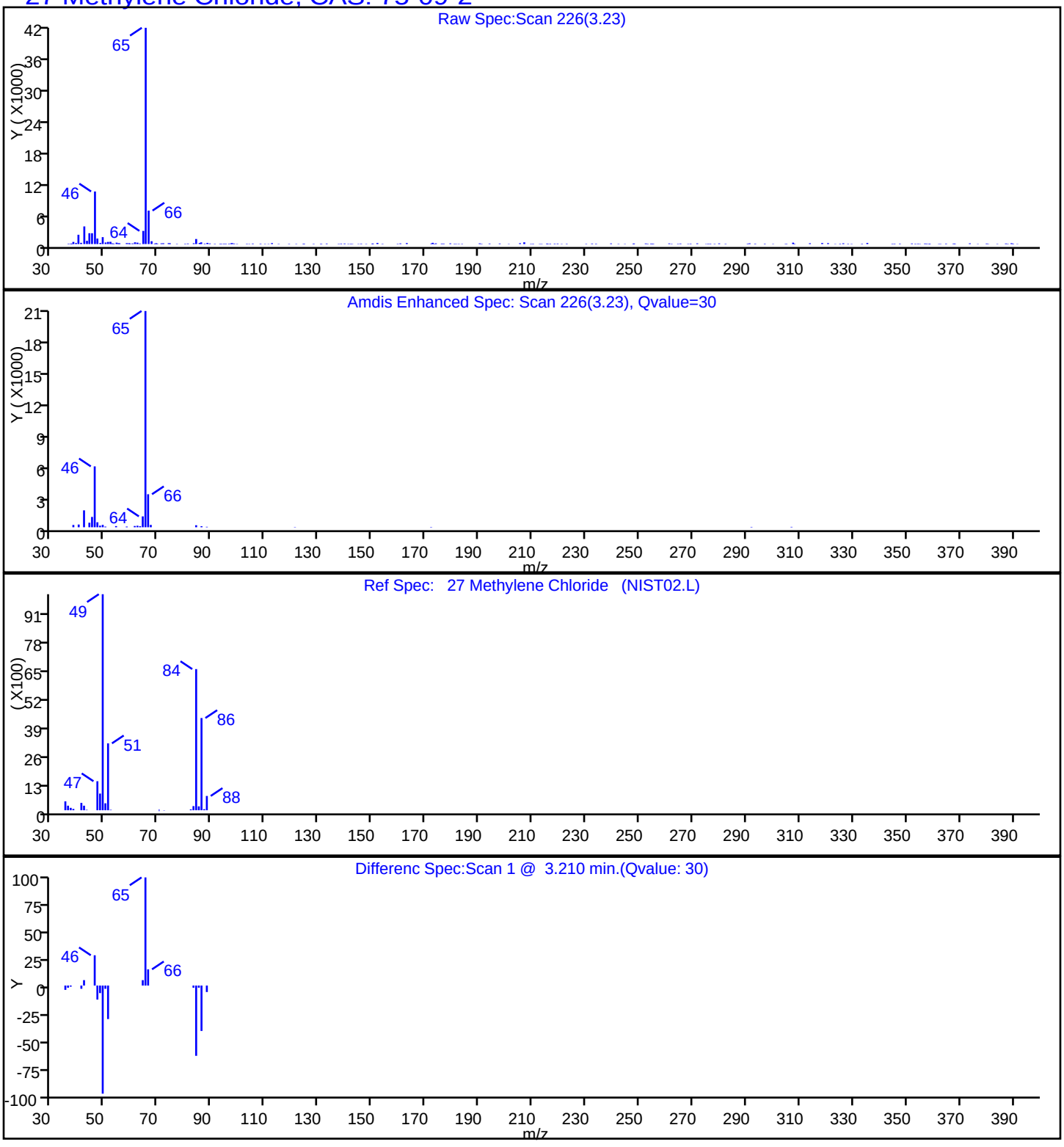

Report Date: 12-Mar-2018 18:05:36 Chrom Revision: 2.2 08-Feb-2018 13:38:42

TestAmerica Edison

Data File: \\ChromNA\Edison\ChromData\CVOAMS6\20180309-68582.b\F60627.D

Injection Date:	10-Mar-2018 03:27:30	Instrument ID:	CVOAMS6
Lims ID:	460-151079-A-38	Lab Sample ID:	460-151079-38
Client ID:	MW-550I		
Operator ID:		ALS Bottle#:	13 Worklist Smp#: 14
Purge Vol:	5.000 mL	Dil. Factor:	1.0000
Method:	8260624W6	Limit Group:	VOA - 8260C DKQP Water and Solid
Column:	Rtx-624 (0.25 mm)	Detector	MS SCAN

83 Tetrachloroethene, CAS: 127-18-4

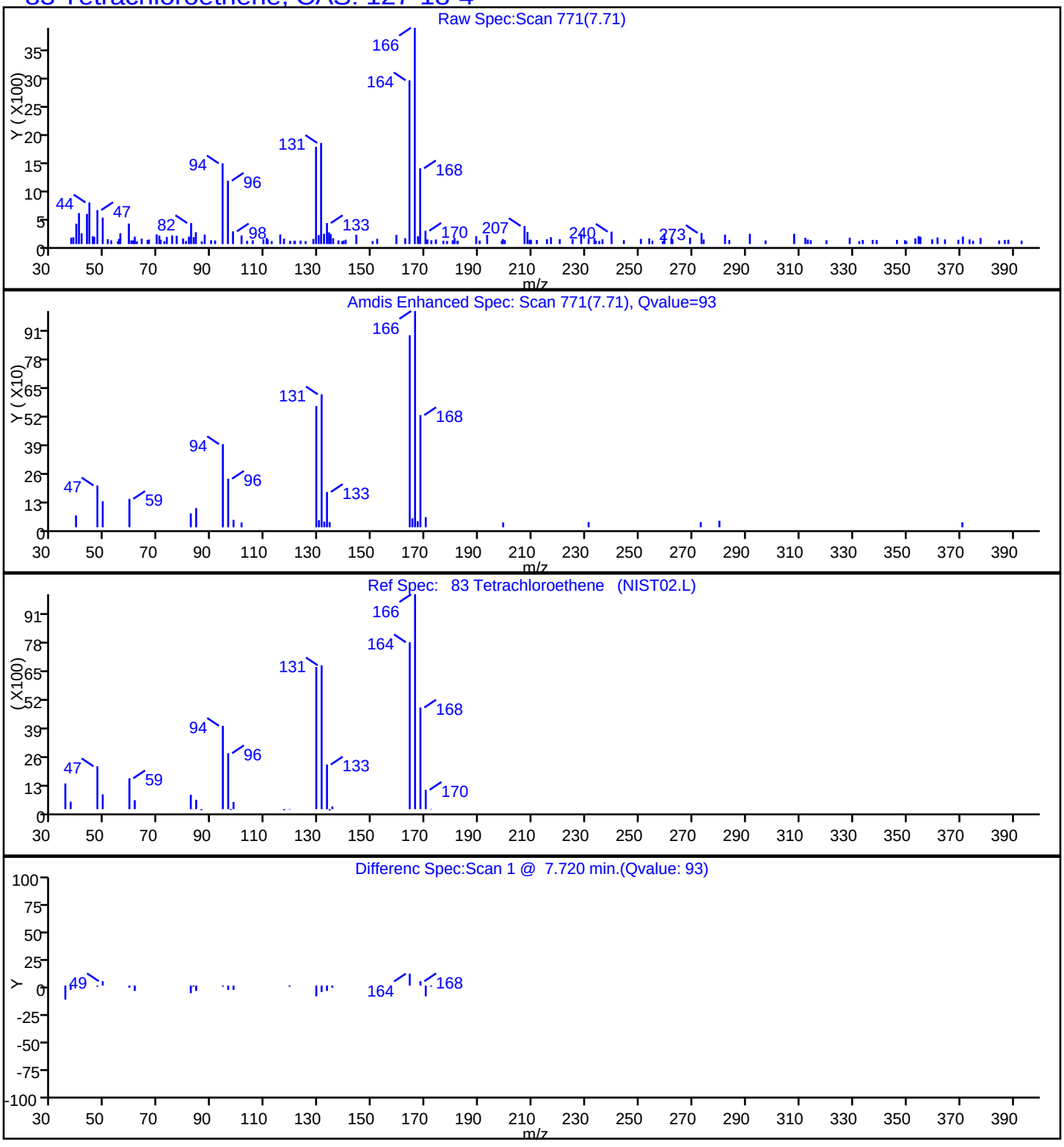

Report Date: 12-Mar-2018 18:05:35 Chrom Revision: 2.2 08-Feb-2018 13:38:42

TestAmerica Edison

Data File: \\ChromNA\Edison\ChromData\CVOAMS6\20180309-68582.b\F60627.D

Injection Date:	10-Mar-2018 03:27:30	Instrument ID:	CVOAMS6
Lims ID:	460-151079-A-38	Lab Sample ID:	460-151079-38
Client ID:	MW-550I		
Operator ID:		ALS Bottle#:	13 Worklist Smp#: 14
Purge Vol:	5.000 mL	Dil. Factor:	1.0000
Method:	8260624W6	Limit Group:	VOA - 8260C DKQP Water and Solid
Column:	Rtx-624 (0.25 mm)	Detector	MS SCAN

63 Trichloroethene, CAS: 79-01-6

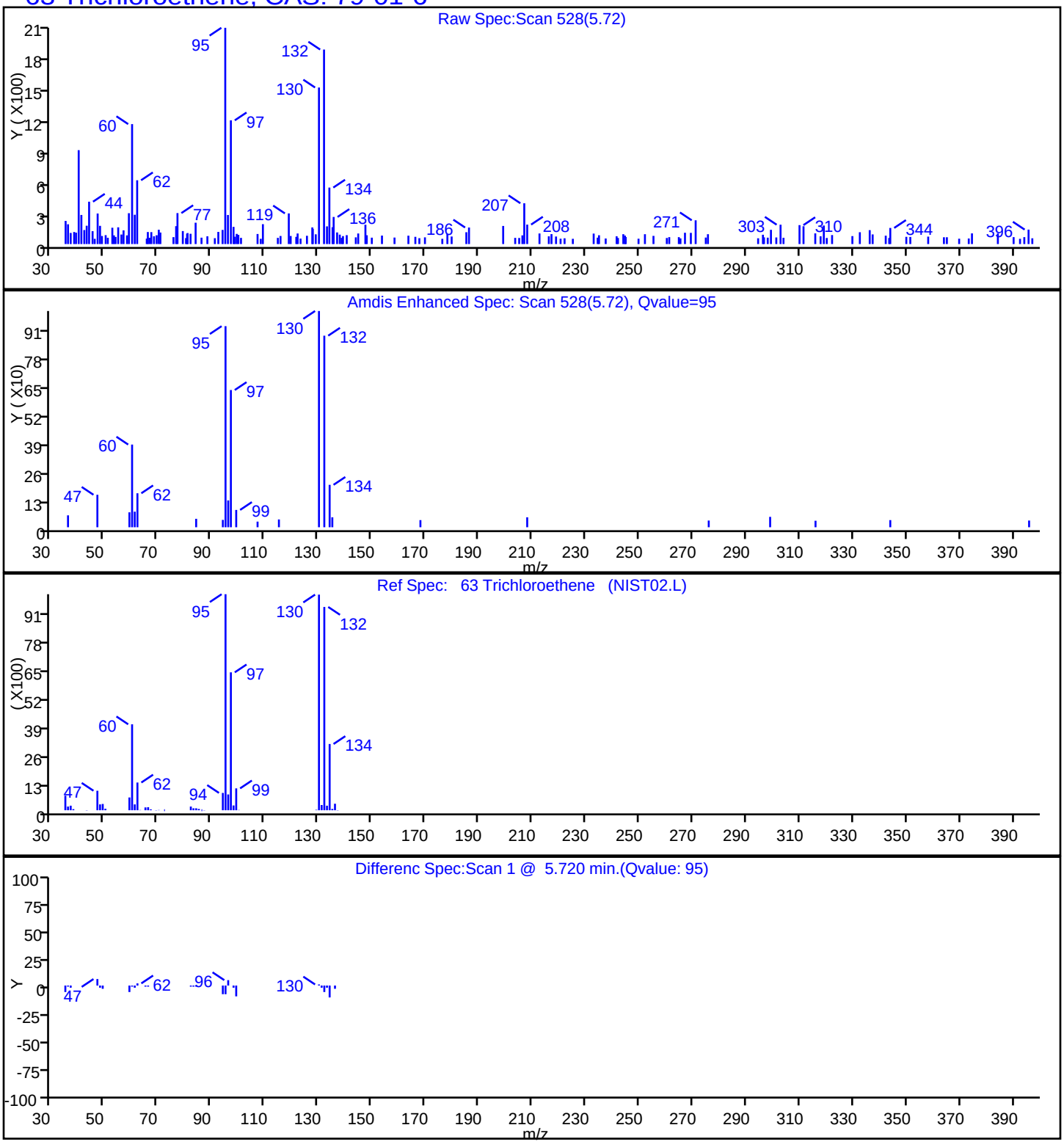

User Disabled Compound Report

TestAmerica Edison

Data File:	\\ChromNA\Edison\ChromData\CVOAMS6\20180309-68582.b\F60627.D		
Injection Date:	10-Mar-2018 03:27:30	Instrument ID:	CVOAMS6
Lims ID:	460-151079-A-38	Lab Sample ID:	460-151079-38
Client ID:	MW-550I		
Operator ID:		ALS Bottle#:	13 Worklist Smp#: 14
Purge Vol:	5.000 mL	Dil. Factor:	1.0000
Method:	8260624W6	Limit Group:	VOA - 8260C DKQP Water and Solid
Column:	Rtx-624 (0.25 mm)	Detector	MS SCAN

82 1,1,2-Trichloroethane, CAS: 79-00-5

Processing Results

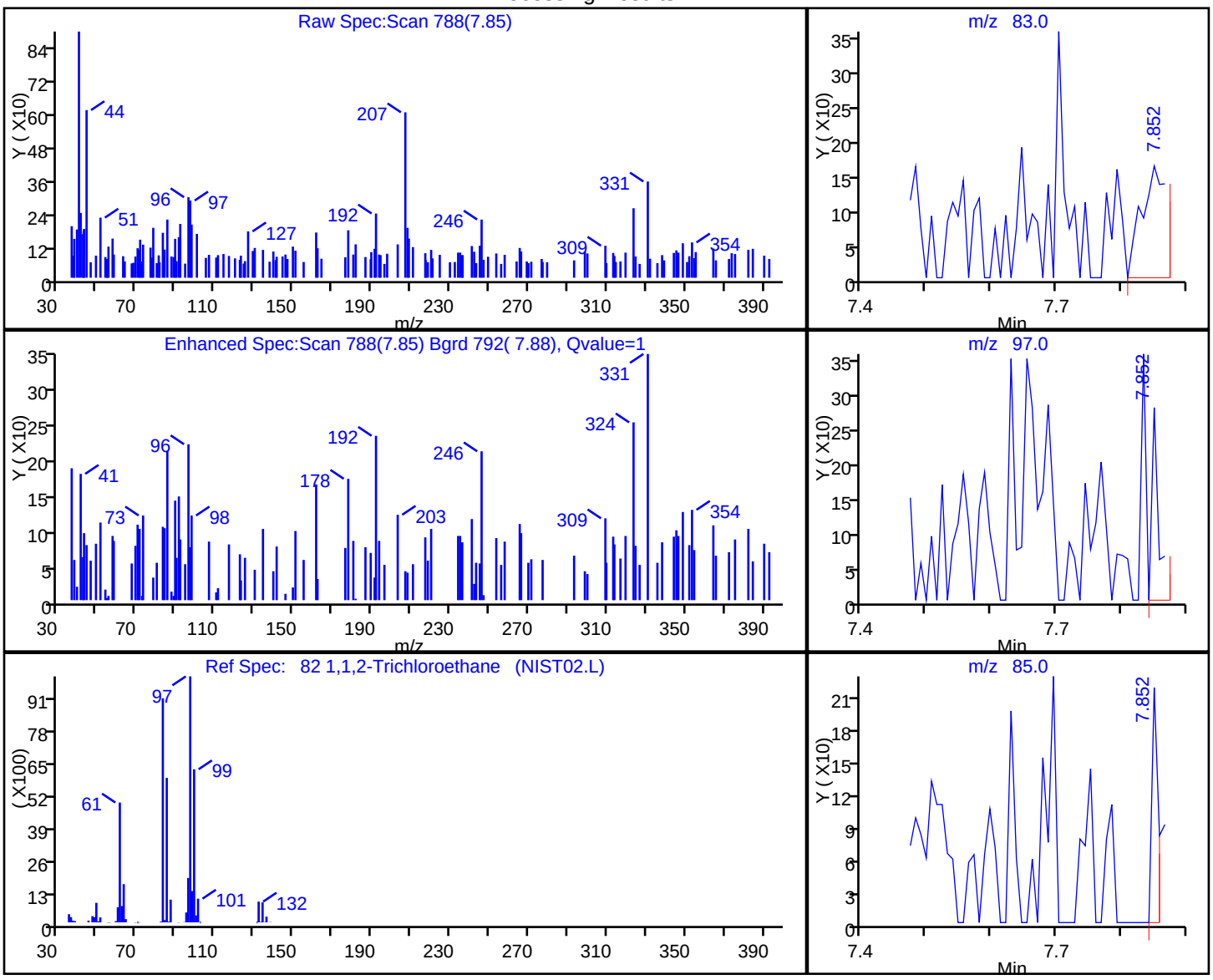

RT	Mass	Response	Amount
7.85	83.00	395	0.163214
7.85	97.00	199	
7.85	85.00	142	

Reviewer: delpolitov, 12-Mar-2018 18:05:34

Audit Action: Marked Compound Undetected Audit Reason: Invalid Compound ID

User Disabled Compound Report

TestAmerica Edison

Data File:	\\ChromNA\Edison\ChromData\CVOAMS6\20180309-68582.b\F60627.D		
Injection Date:	10-Mar-2018 03:27:30	Instrument ID:	CVOAMS6
Lims ID:	460-151079-A-38	Lab Sample ID:	460-151079-38
Client ID:	MW-550I		
Operator ID:		ALS Bottle#:	13 Worklist Smp#: 14
Purge Vol:	5.000 mL	Dil. Factor:	1.0000
Method:	8260624W6	Limit Group:	VOA - 8260C DKQP Water and Solid
Column:	Rtx-624 (0.25 mm)	Detector	MS SCAN

59 1,2-Dichloroethane, CAS: 107-06-2

Processing Results

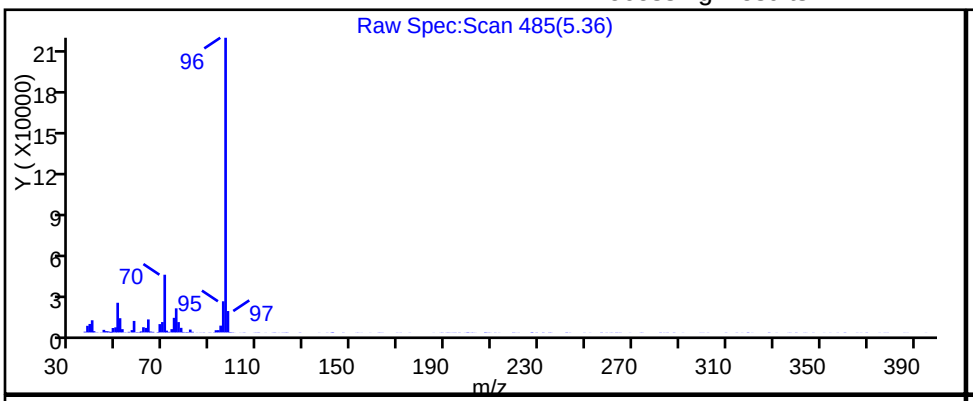

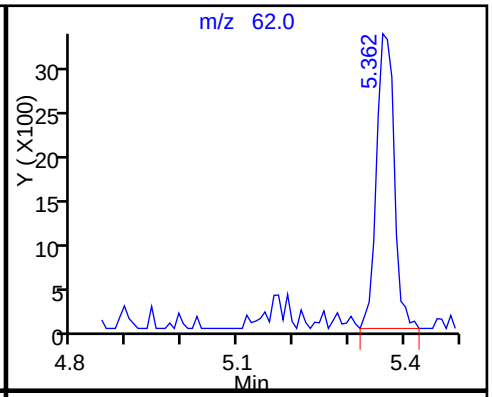

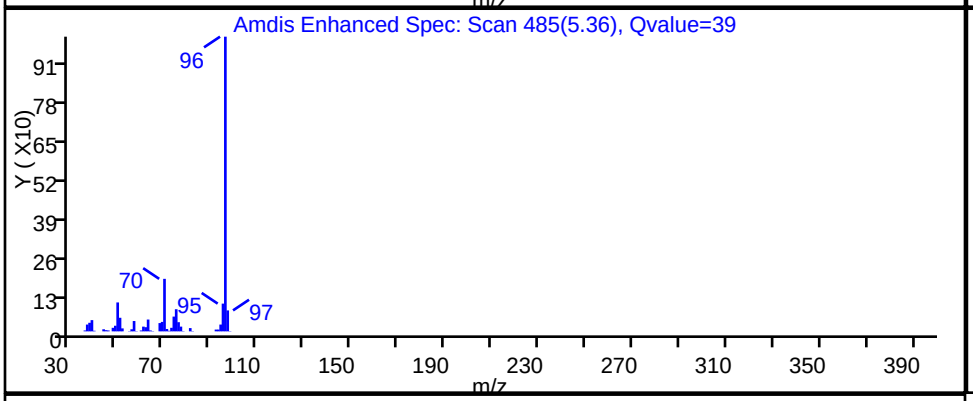

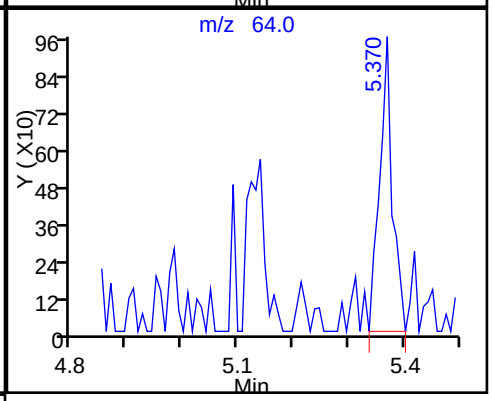

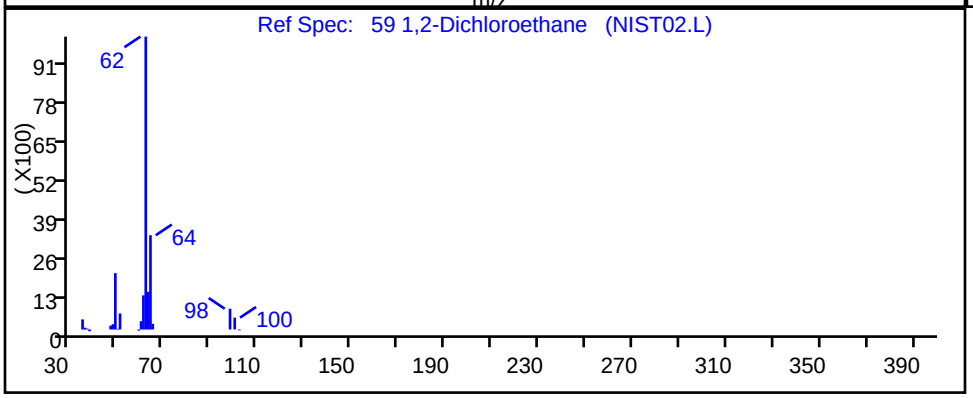

RT	Mass	Response	Amount
5.36	62.00	7455	1.747672
5.37	64.00	1547	

Reviewer: delpolitov, 12-Mar-2018 18:05:34

Audit Action: Marked Compound Undetected Audit Reason: Invalid Compound ID

User Disabled Compound Report

TestAmerica Edison

Data File:	\\ChromNA\Edison\ChromData\CVOAMS6\20180309-68582.b\F60627.D		
Injection Date:	10-Mar-2018 03:27:30	Instrument ID:	CVOAMS6
Lims ID:	460-151079-A-38	Lab Sample ID:	460-151079-38
Client ID:	MW-550I		
Operator ID:		ALS Bottle#:	13 Worklist Smp#: 14
Purge Vol:	5.000 mL	Dil. Factor:	1.0000
Method:	8260624W6	Limit Group:	VOA - 8260C DKQP Water and Solid
Column:	Rtx-624 (0.25 mm)	Detector	MS SCAN

66 1,2-Dichloropropane, CAS: 78-87-5

Processing Results

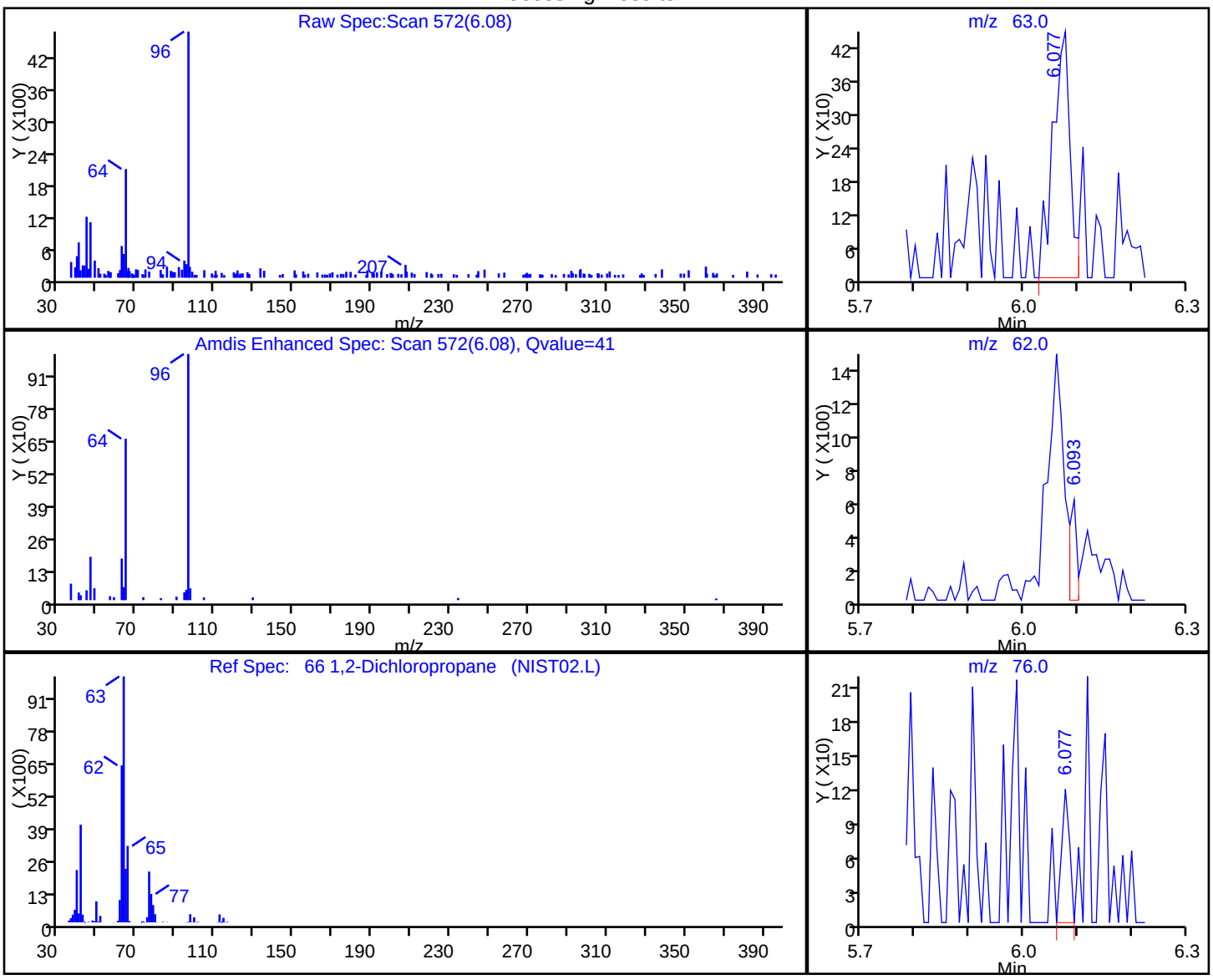

RT	Mass	Response	Amount
6.08	63.00	998	0.340586
6.09	62.00	575	
6.08	76.00	119	
6.06	112.00	93	

Reviewer: delpolitov, 12-Mar-2018 18:05:34

Audit Action: Marked Compound Undetected Audit Reason: Invalid Compound ID

User Disabled Compound Report

TestAmerica Edison

Data File:	\\ChromNA\Edison\ChromData\CVOAMS6\20180309-68582.b\F60627.D		
Injection Date:	10-Mar-2018 03:27:30	Instrument ID:	CVOAMS6
Lims ID:	460-151079-A-38	Lab Sample ID:	460-151079-38
Client ID:	MW-550I		
Operator ID:		ALS Bottle#:	13 Worklist Smp#: 14
Purge Vol:	5.000 mL	Dil. Factor:	1.0000
Method:	8260624W6	Limit Group:	VOA - 8260C DKQP Water and Solid
Column:	Rtx-624 (0.25 mm)	Detector	MS SCAN

69 1,4-Dioxane, CAS: 123-91-1

Processing Results

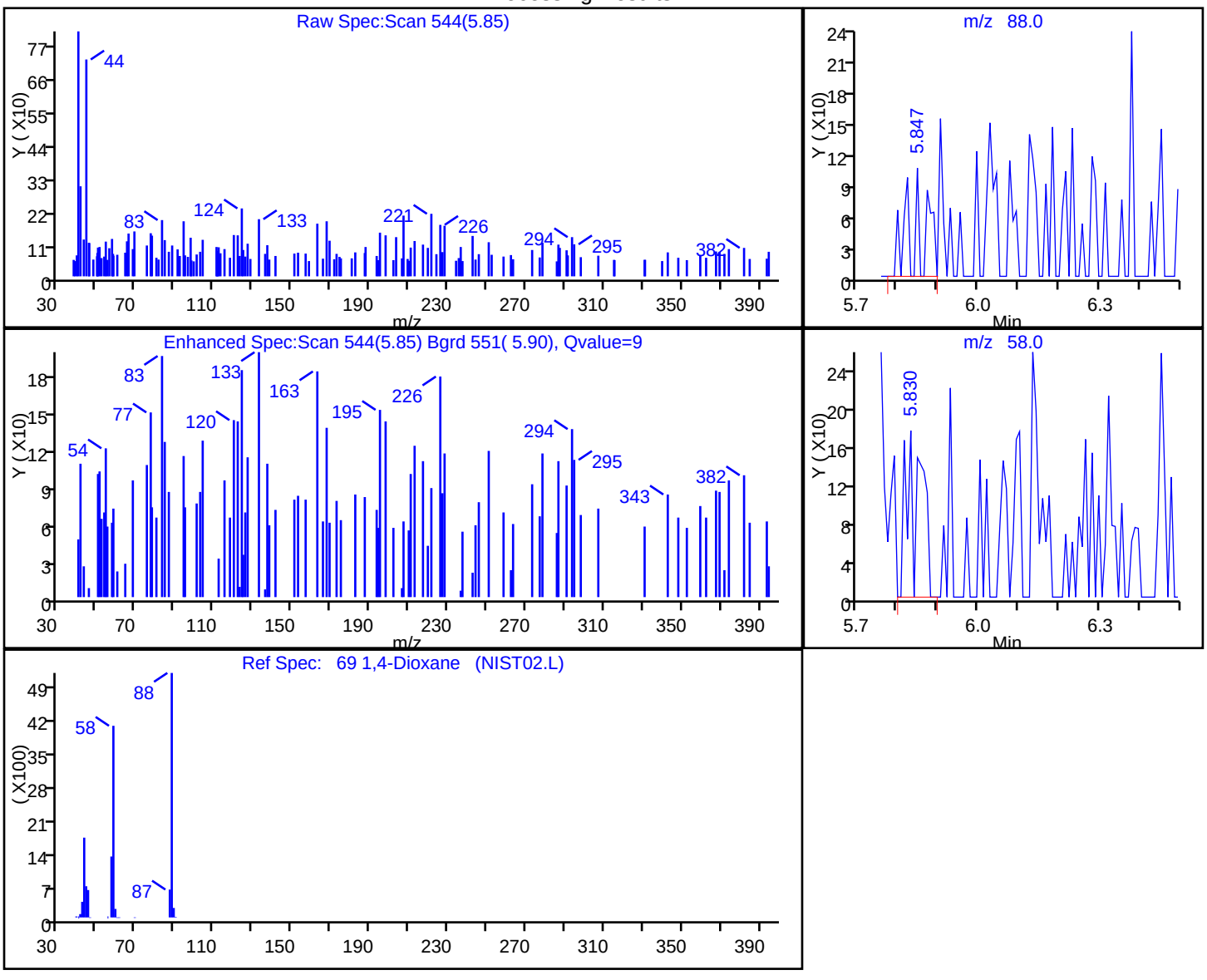

RT	Mass	Response	Amount
5.85	88.00	256	9.253572
5.83	58.00	450	

Reviewer: delpolitov, 12-Mar-2018 18:05:34

Audit Action: Marked Compound Undetected Audit Reason: Invalid Compound ID

User Disabled Compound Report

TestAmerica Edison

Data File:	\\ChromNA\Edison\ChromData\CVOAMS6\20180309-68582.b\F60627.D		
Injection Date:	10-Mar-2018 03:27:30	Instrument ID:	CVOAMS6
Lims ID:	460-151079-A-38	Lab Sample ID:	460-151079-38
Client ID:	MW-550I		
Operator ID:		ALS Bottle#:	13 Worklist Smp#: 14
Purge Vol:	5.000 mL	Dil. Factor:	1.0000
Method:	8260624W6	Limit Group:	VOA - 8260C DKQP Water and Solid
Column:	Rtx-624 (0.25 mm)	Detector	MS SCAN

41 2-Butanone (MEK), CAS: 78-93-3

Processing Results

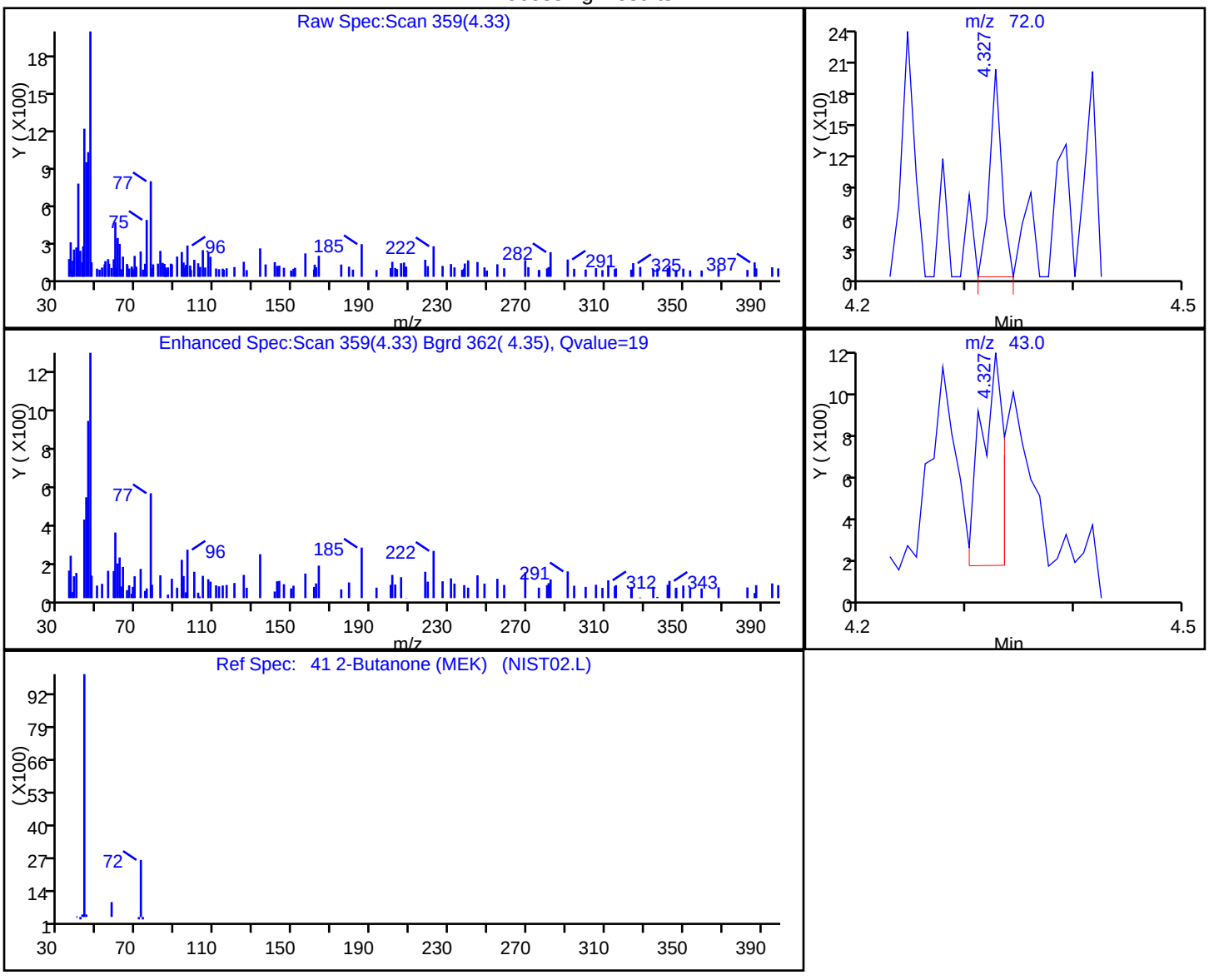

RT	Mass	Response	Amount
4.33	72.00	157	2.322871
4.33	43.00	1394	

Reviewer: delpolitov, 12-Mar-2018 18:05:34

Audit Action: Marked Compound Undetected Audit Reason: Invalid Compound ID

User Disabled Compound Report

TestAmerica Edison

Data File:	\\ChromNA\Edison\ChromData\CVOAMS6\20180309-68582.b\F60627.D		
Injection Date:	10-Mar-2018 03:27:30	Instrument ID:	CVOAMS6
Lims ID:	460-151079-A-38	Lab Sample ID:	460-151079-38
Client ID:	MW-550I		
Operator ID:		ALS Bottle#:	13 Worklist Smp#: 14
Purge Vol:	5.000 mL	Dil. Factor:	1.0000
Method:	8260624W6	Limit Group:	VOA - 8260C DKQP Water and Solid
Column:	Rtx-624 (0.25 mm)	Detector	MS SCAN

77 4-Methyl-2-pentanone (MIBK), CAS: 108-10-1

Processing Results

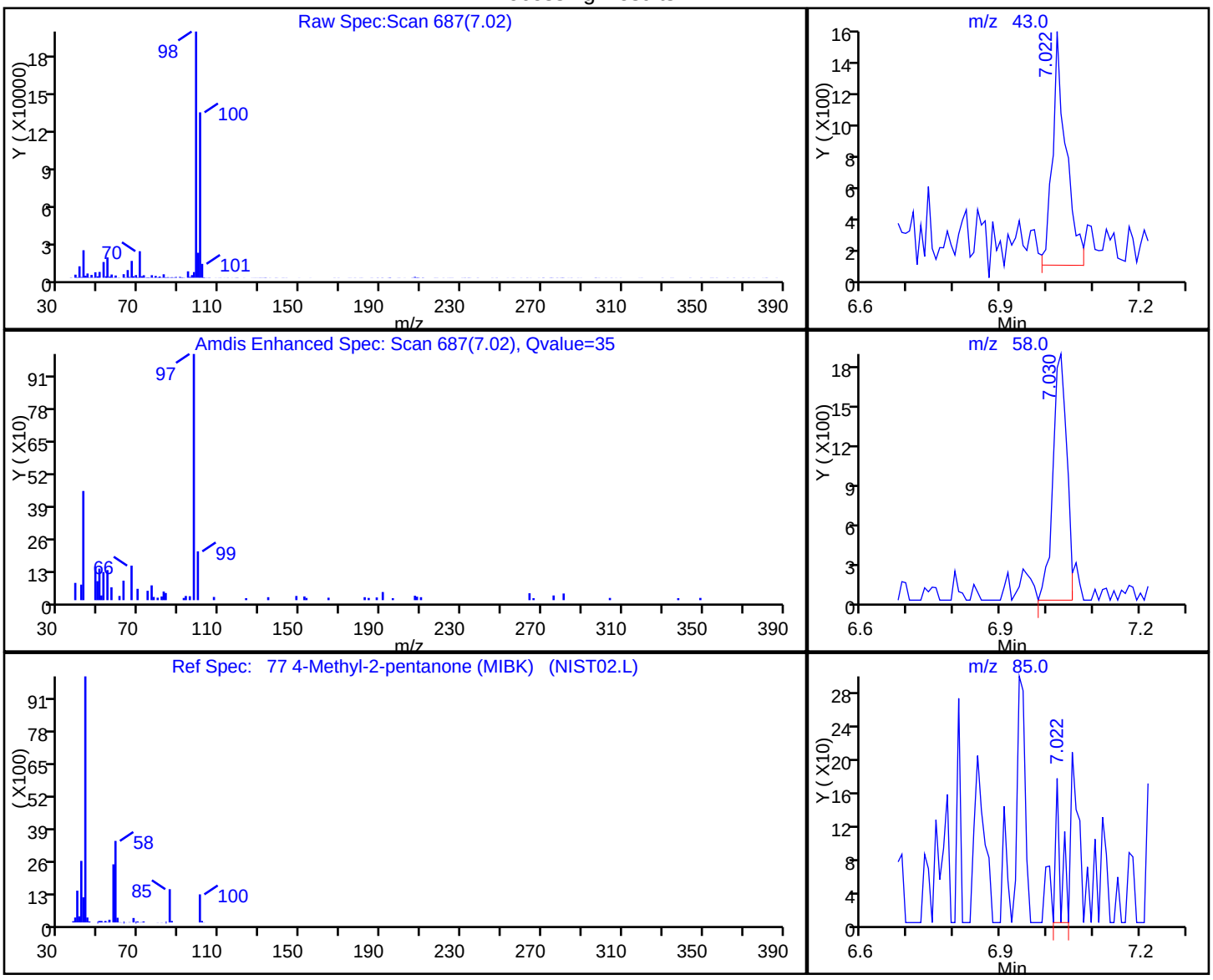

RT	Mass	Response	Amount
7.02	43.00	3078	1.357504
7.03	58.00	3918	
7.02	85.00	138	
7.03	100.00	328980	

Reviewer: delpolitov, 12-Mar-2018 18:05:34

Audit Action: Marked Compound Undetected Audit Reason: Invalid Compound ID

User Disabled Compound Report

TestAmerica Edison

Data File:	\\ChromNA\Edison\ChromData\CVOAMS6\20180309-68582.b\F60627.D		
Injection Date:	10-Mar-2018 03:27:30	Instrument ID:	CVOAMS6
Lims ID:	460-151079-A-38	Lab Sample ID:	460-151079-38
Client ID:	MW-550I		
Operator ID:		ALS Bottle#:	13 Worklist Smp#: 14
Purge Vol:	5.000 mL	Dil. Factor:	1.0000
Method:	8260624W6	Limit Group:	VOA - 8260C DKQP Water and Solid
Column:	Rtx-624 (0.25 mm)	Detector	MS SCAN

6 Bromomethane, CAS: 74-83-9

Processing Results

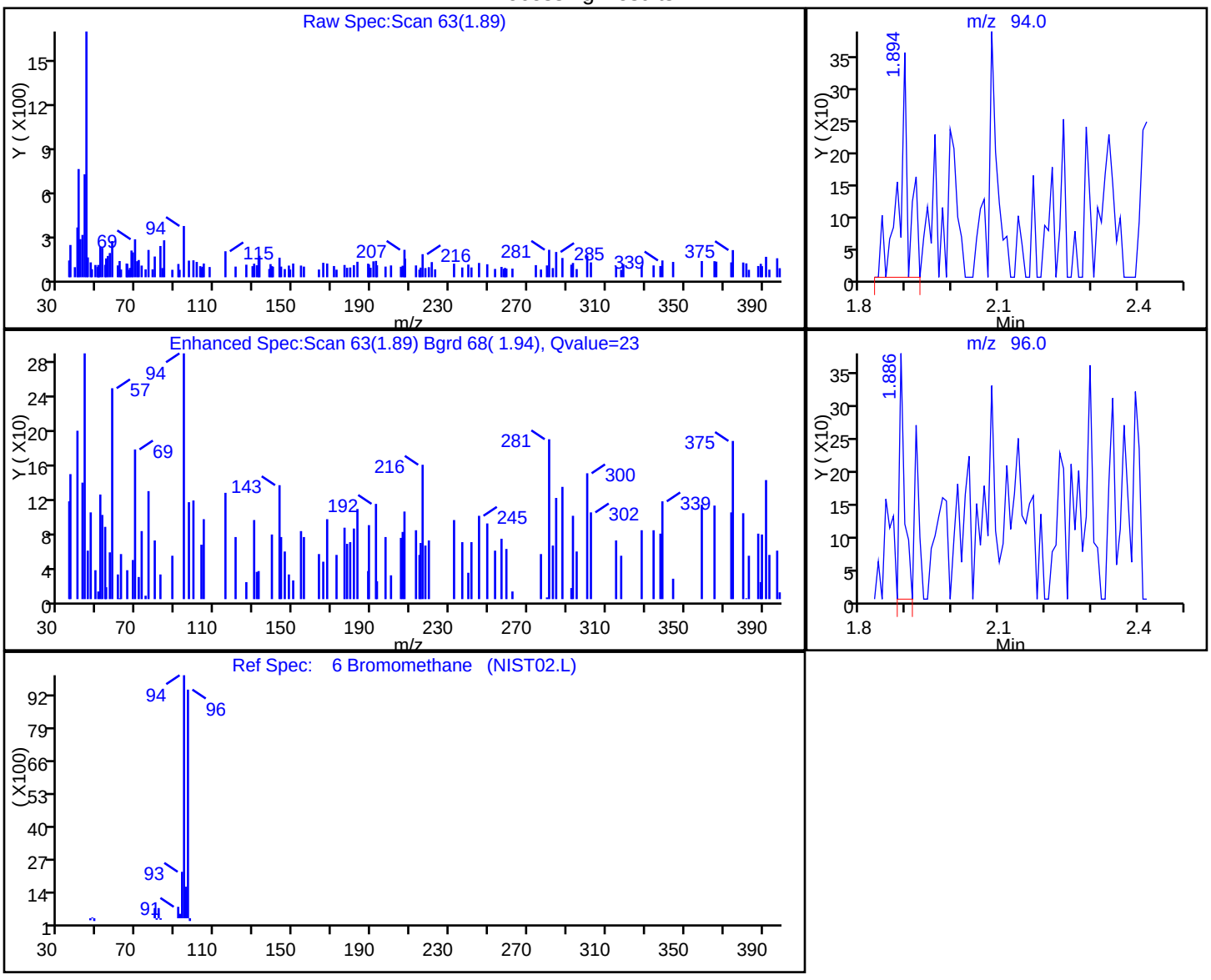

RT	Mass	Response	Amount
1.89	94.00	528	0.217277
1.89	96.00	284	

Reviewer: delpolitov, 12-Mar-2018 18:05:34

Audit Action: Marked Compound Undetected Audit Reason: Invalid Compound ID

FORM I
GC/MS VOA ORGANICS ANALYSIS DATA SHEET

Lab Name: TestAmerica Edison | Job No.: 460-151079-1

SDG No.:

Client Sample ID: PZ-521S | Lab Sample ID: 460-151079-39

Matrix: Water | Lab File ID: F60628.D

Analysis Method: 8260C | Date Collected: 02/27/2018 13:45

Sample wt/vol: 5(mL) | Date Analyzed: 03/10/2018 03:51

Soil Aliquot Vol: | Dilution Factor: 1

Soil Extract Vol.: | GC Column: Rtx-624 ID: 0.25(mm)

% Moisture: | Level: (low/med) Low

Analysis Batch No.: 502566 | Units: ug/L

CAS NO.	COMPOUND NAME	RESULT	Q	RL	MDL
71-55-6	1,1,1-Trichloroethane	0.28	U	1.0	0.28
79-34-5	1,1,2,2-Tetrachloroethane	0.19	U	1.0	0.19
79-00-5	1,1,2-Trichloroethane	0.080	U	1.0	0.080
75-34-3	1,1-Dichloroethane	0.24	U	1.0	0.24
75-35-4	1,1-Dichloroethene	0.34	U	1.0	0.34
87-61-6	1,2,3-Trichlorobenzene	0.35	U	1.0	0.35
120-82-1	1,2,4-Trichlorobenzene	0.27	U	1.0	0.27
96-12-8	1,2-Dibromo-3-Chloropropane	0.23	U	1.0	0.23
106-93-4	1,2-Dibromoethane	0.19	U	1.0	0.19
95-50-1	1,2-Dichlorobenzene	0.34	J	1.0	0.22
107-06-2	1,2-Dichloroethane	0.25	U	1.0	0.25
78-87-5	1,2-Dichloropropane	0.18	U	1.0	0.18
541-73-1	1,3-Dichlorobenzene	0.33	U	1.0	0.33
106-46-7	1,4-Dichlorobenzene	0.33	U	1.0	0.33
123-91-1	1,4-Dioxane	8.7	U *	50	8.7
78-93-3	2-Butanone	2.2	U	5.0	2.2
591-78-6	2-Hexanone	0.72	U	5.0	0.72
108-10-1	4-Methyl-2-pentanone	0.63	U	5.0	0.63
67-64-1	Acetone	1.1	U	5.0	1.1
71-43-2	Benzene	0.090	U	1.0	0.090
74-97-5	Bromochloromethane	0.30	U	1.0	0.30
75-27-4	Bromodichloromethane	0.15	U	1.0	0.15
75-25-2	Bromoform	0.18	U	1.0	0.18
74-83-9	Bromomethane	0.18	U	1.0	0.18
75-15-0	Carbon disulfide	0.22	U	1.0	0.22
56-23-5	Carbon tetrachloride	0.33	U	1.0	0.33
108-90-7	Chlorobenzene	0.24	U	1.0	0.24
75-00-3	Chloroethane	0.37	U	1.0	0.37
67-66-3	Chloroform	0.28	J	1.0	0.22
74-87-3	Chloromethane	0.22	U	1.0	0.22
156-59-2	cis-1,2-Dichloroethene	0.94	J	1.0	0.26
10061-01-5	cis-1,3-Dichloropropene	0.16	U	1.0	0.16
110-82-7	Cyclohexane	0.26	U	1.0	0.26
124-48-1	Dibromochloromethane	0.22	U	1.0	0.22
75-71-8	Dichlorodifluoromethane	0.14	U	1.0	0.14
100-41-4	Ethylbenzene	0.30	U	1.0	0.30

FORM I
GC/MS VOA ORGANICS ANALYSIS DATA SHEET

Lab Name: TestAmerica Edison | Job No.: 460-151079-1

SDG No.:

Client Sample ID: PZ-521S | Lab Sample ID: 460-151079-39

Matrix: Water | Lab File ID: F60628.D

Analysis Method: 8260C | Date Collected: 02/27/2018 13:45

Sample wt/vol: 5(mL) | Date Analyzed: 03/10/2018 03:51

Soil Aliquot Vol: | Dilution Factor: 1

Soil Extract Vol.: | GC Column: Rtx-624 ID: 0.25(mm)

% Moisture: | Level: (low/med) Low

Analysis Batch No.: 502566 | Units: ug/L

CAS NO.	COMPOUND NAME	RESULT	Q	RL	MDL
76-13-1	Freon TF	0.35	J	1.0	0.34
98-82-8	Isopropylbenzene	0.32	U	1.0	0.32
179601-23-1	m&p-Xylene	0.28	U	1.0	0.28
79-20-9	Methyl acetate	0.58	U	5.0	0.58
108-87-2	Methylcyclohexane	0.22	U	1.0	0.22
75-09-2	Methylene Chloride	0.25	J	1.0	0.21
1634-04-4	MTBE	0.13	U	1.0	0.13
95-47-6	o-Xylene	0.32	U	1.0	0.32
100-42-5	Styrene	0.17	U	1.0	0.17
127-18-4	Tetrachloroethene	0.33	J	1.0	0.12
108-88-3	Toluene	0.25	U	1.0	0.25
156-60-5	trans-1,2-Dichloroethene	0.18	U	1.0	0.18
10061-02-6	trans-1,3-Dichloropropene	0.19	U	1.0	0.19
79-01-6	Trichloroethene	0.60	J	1.0	0.22
75-69-4	Trichlorofluoromethane	0.15	U	1.0	0.15
75-01-4	Vinyl chloride	0.060	U	1.0	0.060

CAS NO.	SURROGATE	%REC	Q	LIMITS
17060-07-0	1,2-Dichloroethane-d4 (Surr)	101		70-130
460-00-4	Bromofluorobenzene	104		70-130
1868-53-7	Dibromofluoromethane (Surr)	108		70-130
2037-26-5	Toluene-d8 (Surr)	95		70-130

FORM I
GC/MS VOA ORGANICS ANALYSIS DATA SHEET
TENTATIVELY IDENTIFIED COMPOUNDS

Lab Name: TestAmerica Edison Job No.: 460-151079-1

SDG No.:

Client Sample ID: PZ-521S Lab Sample ID: 460-151079-39

Matrix: Water Lab File ID: F60628.D

Analysis Method: 8260C Date Collected: 02/27/2018 13:45

Sample wt/vol: 5(mL) Date Analyzed: 03/10/2018 03:51

Soil Aliquot Vol: Dilution Factor: 1

Soil Extract Vol.: GC Column: Rtx-624 ID: 0.25(mm)

% Moisture: Level: (low/med) Low

Analysis Batch No.: 502566 Units: ug/L

Number TICs Found: 0 TIC Result Total: 0

CAS NO.	COMPOUND NAME	RT	RESULT	Q	MATCH QUALITY
	Tentatively Identified Compound		None		

FORM I-TIC 8260C

TestAmerica Edison
Target Compound Quantitation Report

Data File: \\ChromNA\Edison\ChromData\CVOAMS6\20180309-68582.b\F60628.D
Lims ID: 460-151079-A-39
Client ID: PZ-521S
Sample Type: Client
Inject. Date: 10-Mar-2018 03:51:30 ALS Bottle#: 14 Worklist Smp#: 15
Purge Vol: 5.000 mL Dil. Factor: 1.0000
Sample Info: 460-151079-A-39
Misc. Info.: 460-0068582-015
Operator ID: Instrument ID: CVOAMS6

Method: \\ChromNA\Edison\ChromData\CVOAMS6\20180309-68582.b\8260624W6.m
Limit Group: VOA - 8260C DKQP Water and Solid
Last Update: 12-Mar-2018 18:06:11 Calib Date: 09-Mar-2018 04:49:30
Integrator: RTE ID Type: Deconvolution ID
Quant Method: Internal Standard Quant By: Initial Calibration
Last ICal File: \\ChromNA\Edison\ChromData\CVOAMS6\20180309-68530.b\F60575.D

Column 1 : Rtx-624 (0.25 mm) Det: MS SCAN
Process Host: XAWRK008

First Level Reviewer: moroneyc Date: 12-Mar-2018 06:49:19

Compound	Sig	RT (min.)	Exp RT (min.)	Dlt RT (min.)	Q	Response	OnCol Amt ug/l	Flags
16 1,1,2-Trichloro-1,2,2-trif	101	2.782	2.774	0.008	50	1423	0.3517	
* 26 TBA-d9 (IS)	65	3.217	3.217	0.000	0	231836	1000.0	
27 Methylene Chloride	84	3.226	3.234	-0.008	30	956	0.2522	
* 38 2-Butanone-d5	46	4.277	4.277	0.000	0	216637	250.0	
40 cis-1,2-Dichloroethene	96	4.327	4.318	0.009	89	3541	0.9359	
48 Chloroform	83	4.598	4.598	0.000	68	1626	0.2761	
$ 51 Dibromofluoromethane (Surr	113	4.754	4.754	0.000	96	157924	53.8	
$ 56 1,2-Dichloroethane-d4 (Sur	65	5.099	5.099	0.000	0	157962	50.5	
* 61 Fluorobenzene	96	5.370	5.370	0.000	99	506939	50.0	
63 Trichloroethene	95	5.724	5.724	0.000	74	2039	0.5975	
* 67 1,4-Dioxane-d8	96	6.069	6.060	0.009	0	25419	1000.0	
$ 78 Toluene-d8 (Surr)	98	7.030	7.030	0.000	99	502907	47.7	
83 Tetrachloroethene	166	7.728	7.720	0.008	56	1424	0.3336	
* 89 Chlorobenzene-d5	117	8.821	8.821	0.000	84	434471	50.0	
$ 100 4-Bromofluorobenzene	174	10.070	10.070	0.000	96	216770	51.8	
* 116 1,4-Dichlorobenzene-d4	152	10.941	10.941	0.000	94	295966	50.0	
122 1,2-Dichlorobenzene	146	11.204	11.204	0.000	97	3311	0.3385	

Reagents:

VOA6IS/SURR_00009 Amount Added: 5.00 Units: uL Run Reagent

Report Date: 12-Mar-2018 18:06:12 Chrom Revision: 2.2 08-Feb-2018 13:38:42

TestAmerica Edison

Data File: \\ChromNA\Edison\ChromData\CVOAMS6\20180309-68582.b\F60628.D

Injection Date:	10-Mar-2018 03:51:30	Instrument ID:	CVOAMS6	Operator ID:	
Lims ID:	460-151079-A-39	Lab Sample ID:	460-151079-39	Worklist Smp#:	15
Client ID:	PZ-521S				
Purge Vol:	5.000 mL	Dil. Factor:	1.0000	ALS Bottle#:	14
Method:	8260624W6	Limit Group:	VOA - 8260C DKQP Water and Solid		

Column: Rtx-624 (0.25 mm)

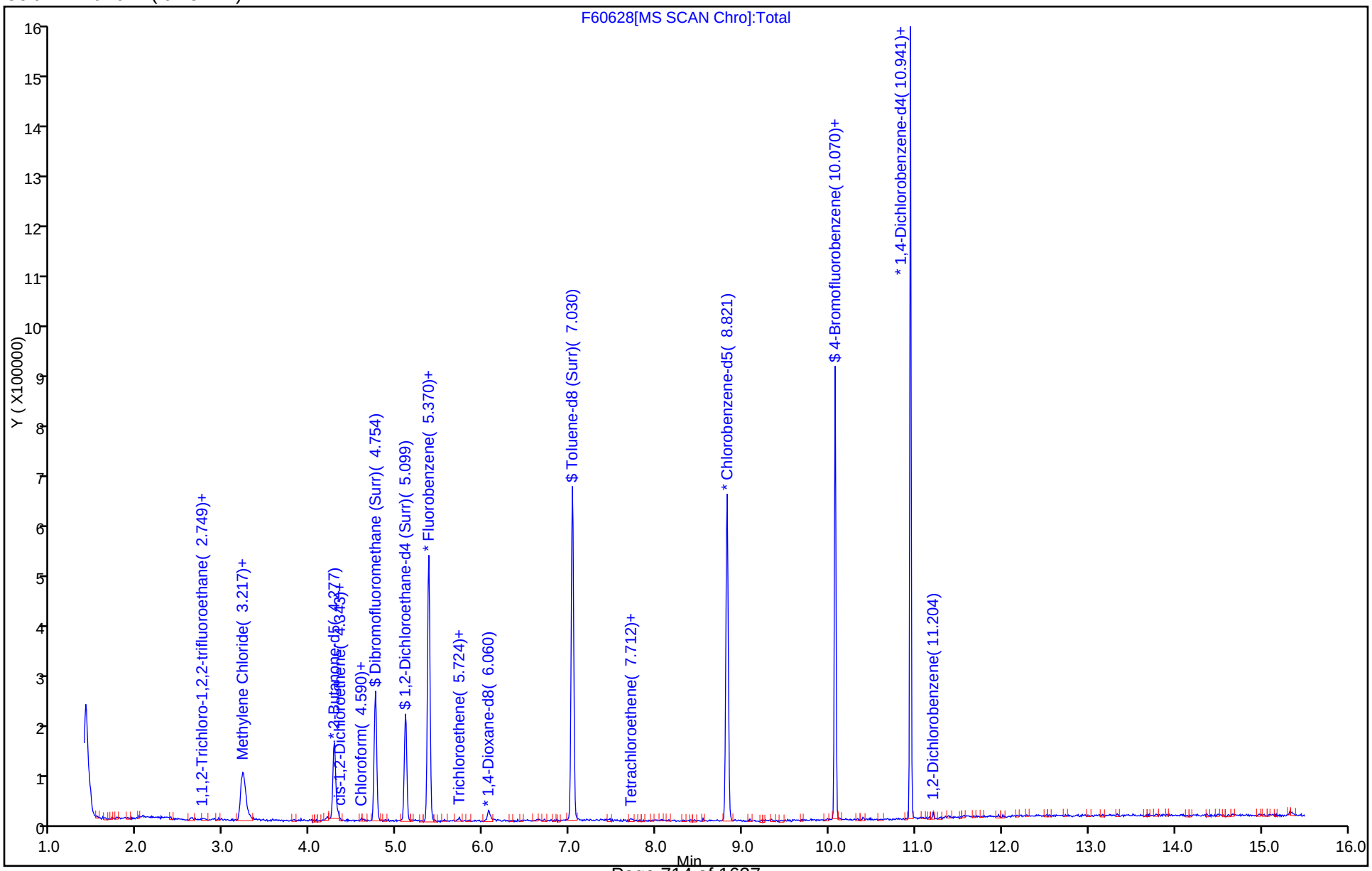

Report Date: 12-Mar-2018 18:06:12 Chrom Revision: 2.2 08-Feb-2018 13:38:42

TestAmerica Edison

Data File: \\ChromNA\Edison\ChromData\CVOAMS6\20180309-68582.b\F60628.D

Injection Date:	10-Mar-2018 03:51:30	Instrument ID:	CVOAMS6
Lims ID:	460-151079-A-39	Lab Sample ID:	460-151079-39
Client ID:	PZ-521S		
Operator ID:		ALS Bottle#:	14 Worklist Smp#: 15
Purge Vol:	5.000 mL	Dil. Factor:	1.0000
Method:	8260624W6	Limit Group:	VOA - 8260C DKQP Water and Solid
Column:	Rtx-624 (0.25 mm)	Detector	MS SCAN

122 1,2-Dichlorobenzene, CAS: 95-50-1

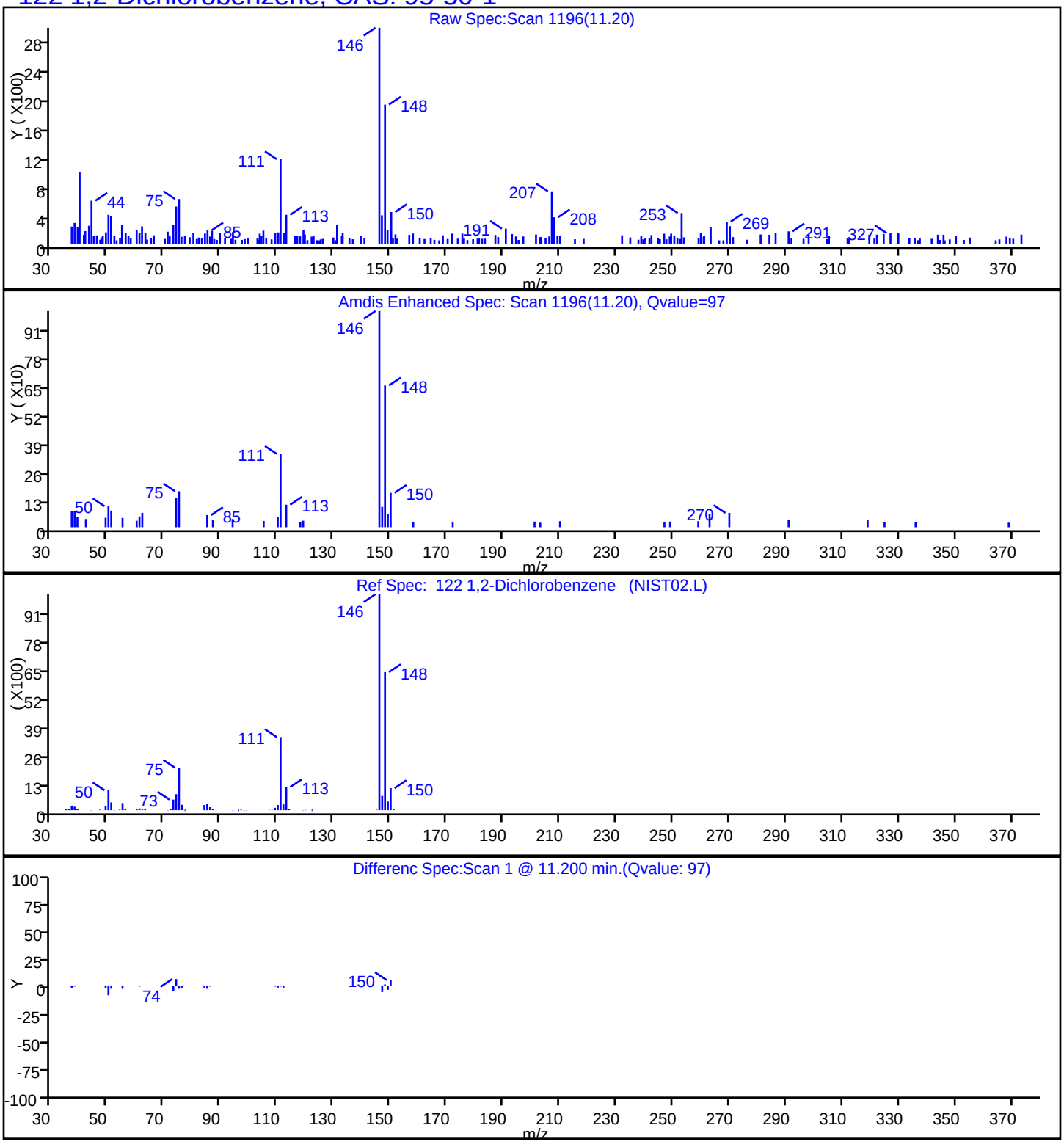

Report Date: 12-Mar-2018 18:06:12 Chrom Revision: 2.2 08-Feb-2018 13:38:42

TestAmerica Edison

Data File: \\ChromNA\Edison\ChromData\CVOAMS6\20180309-68582.b\F60628.D

Injection Date:	10-Mar-2018 03:51:30	Instrument ID:	CVOAMS6
Lims ID:	460-151079-A-39	Lab Sample ID:	460-151079-39
Client ID:	PZ-521S		
Operator ID:		ALS Bottle#:	14 Worklist Smp#: 15
Purge Vol:	5.000 mL	Dil. Factor:	1.0000
Method:	8260624W6	Limit Group:	VOA - 8260C DKQP Water and Solid
Column:	Rtx-624 (0.25 mm)	Detector	MS SCAN

48 Chloroform, CAS: 67-66-3

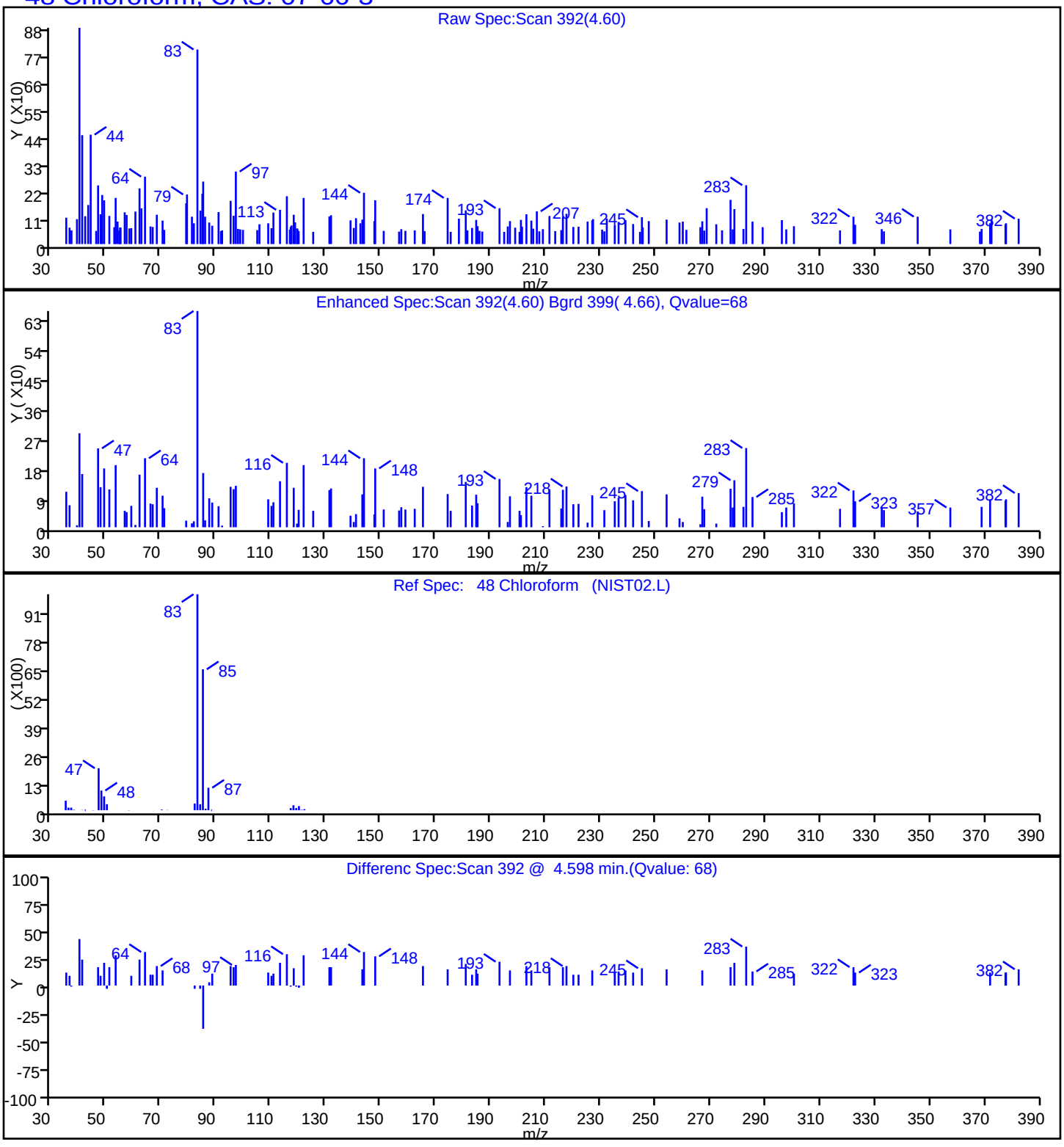

Report Date: 12-Mar-2018 18:06:12 Chrom Revision: 2.2 08-Feb-2018 13:38:42

TestAmerica Edison

Data File: \\ChromNA\Edison\ChromData\CVOAMS6\20180309-68582.b\F60628.D

Injection Date:	10-Mar-2018 03:51:30	Instrument ID:	CVOAMS6
Lims ID:	460-151079-A-39	Lab Sample ID:	460-151079-39
Client ID:	PZ-521S		
Operator ID:		ALS Bottle#:	14 Worklist Smp#: 15
Purge Vol:	5.000 mL	Dil. Factor:	1.0000
Method:	8260624W6	Limit Group:	VOA - 8260C DKQP Water and Solid
Column:	Rtx-624 (0.25 mm)	Detector	MS SCAN

40 cis-1,2-Dichloroethene, CAS: 156-59-2

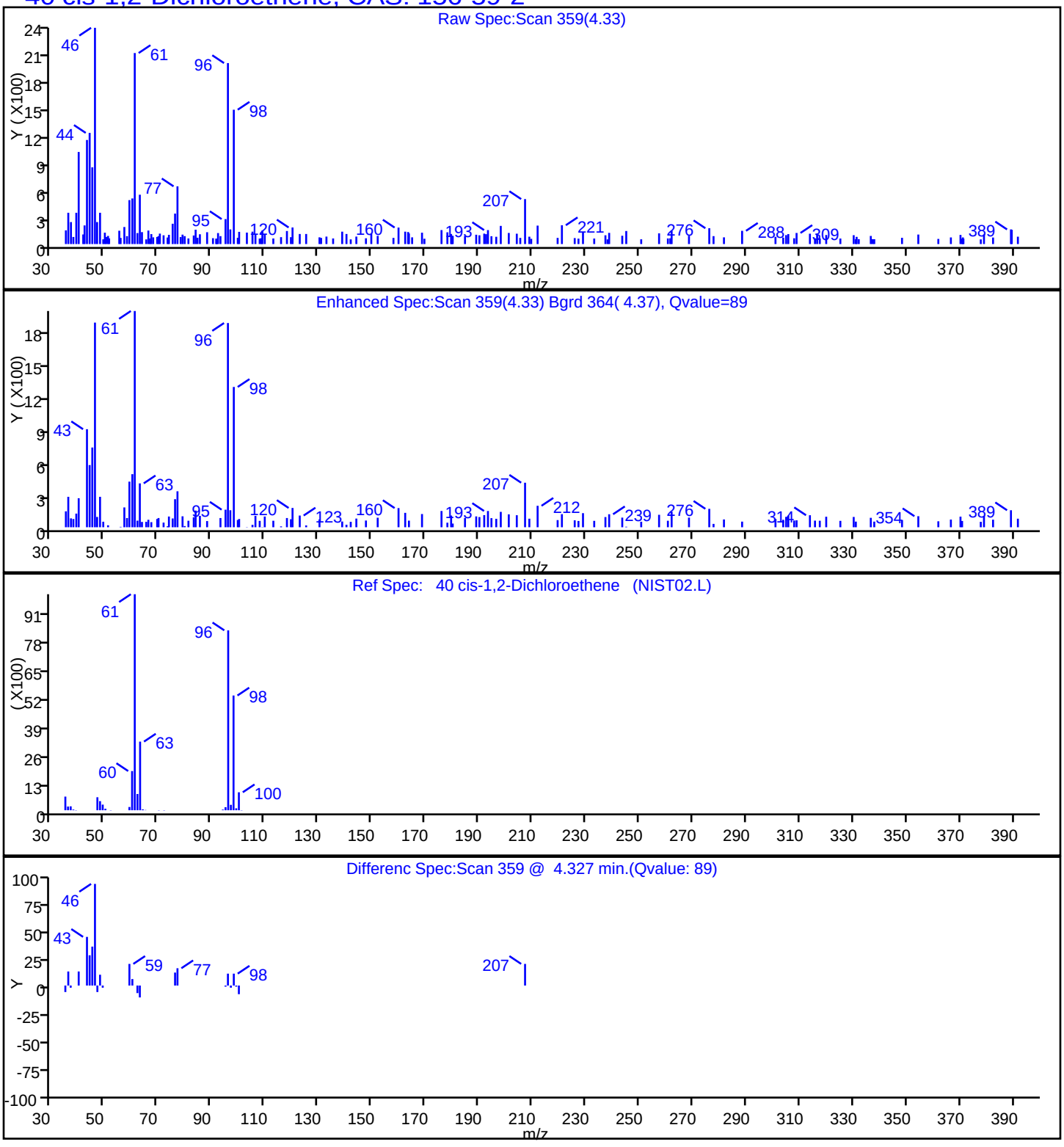

Report Date: 12-Mar-2018 18:06:12 Chrom Revision: 2.2 08-Feb-2018 13:38:42

TestAmerica Edison

Data File: \\ChromNA\Edison\ChromData\CVOAMS6\20180309-68582.b\F60628.D

Injection Date:	10-Mar-2018 03:51:30	Instrument ID:	CVOAMS6		
Lims ID:	460-151079-A-39	Lab Sample ID:	460-151079-39		
Client ID:	PZ-521S				
Operator ID:		ALS Bottle#:	14	Worklist Smp#:	15
Purge Vol:	5.000 mL	Dil. Factor:	1.0000		
Method:	8260624W6	Limit Group:	VOA - 8260C DKQP Water and Solid		
Column:	Rtx-624 (0.25 mm)	Detector	MS SCAN		

16 1,1,2-Trichloro-1,2,2-trifluoroethane, CAS: 76-13-1

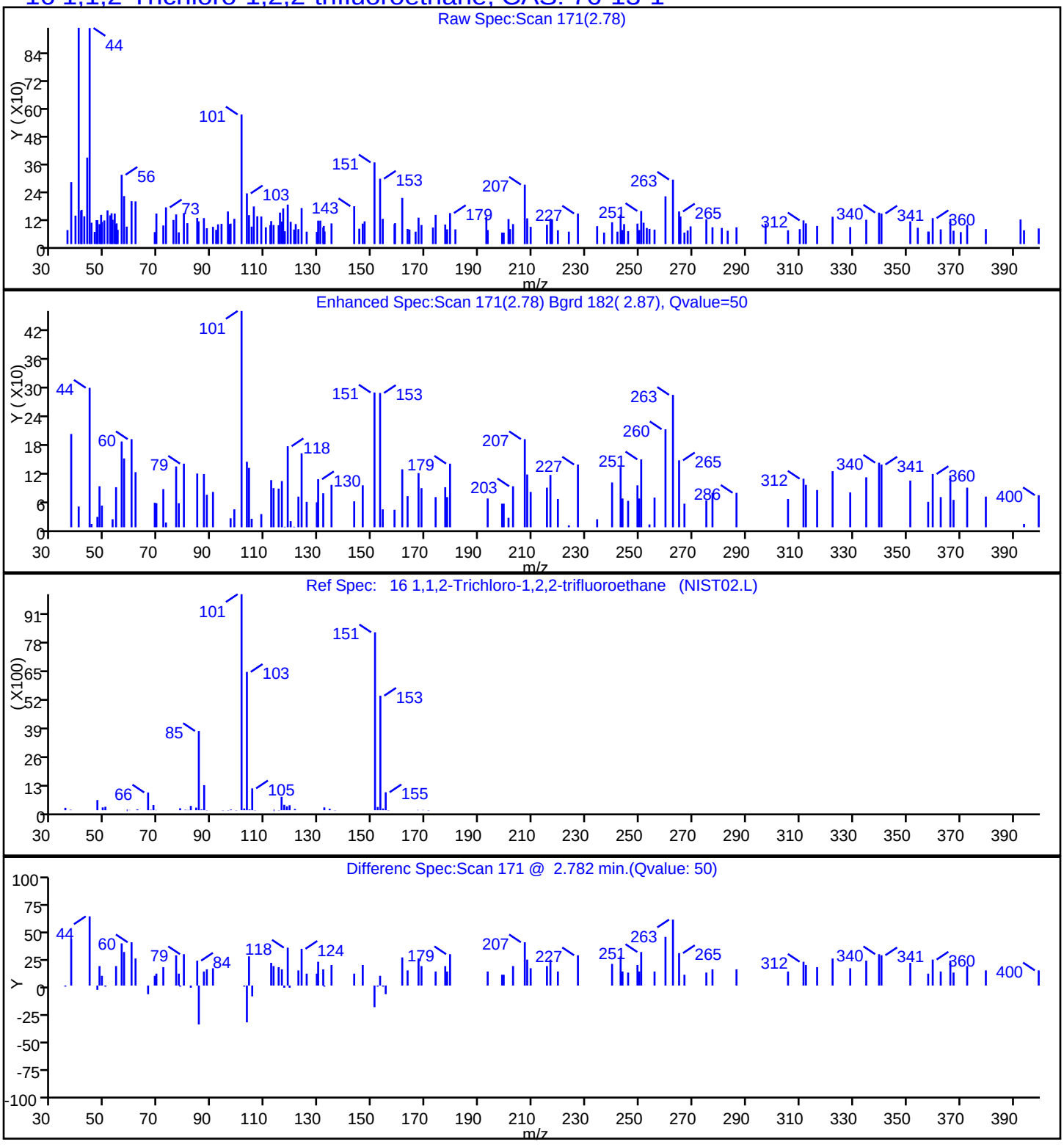

Report Date: 12-Mar-2018 18:06:12 Chrom Revision: 2.2 08-Feb-2018 13:38:42

TestAmerica Edison

Data File: \\ChromNA\Edison\ChromData\CVOAMS6\20180309-68582.b\F60628.D

Injection Date:	10-Mar-2018 03:51:30	Instrument ID:	CVOAMS6
Lims ID:	460-151079-A-39	Lab Sample ID:	460-151079-39
Client ID:	PZ-521S		
Operator ID:		ALS Bottle#:	14 Worklist Smp#: 15
Purge Vol:	5.000 mL	Dil. Factor:	1.0000
Method:	8260624W6	Limit Group:	VOA - 8260C DKQP Water and Solid
Column:	Rtx-624 (0.25 mm)	Detector	MS SCAN

27 Methylene Chloride, CAS: 75-09-2

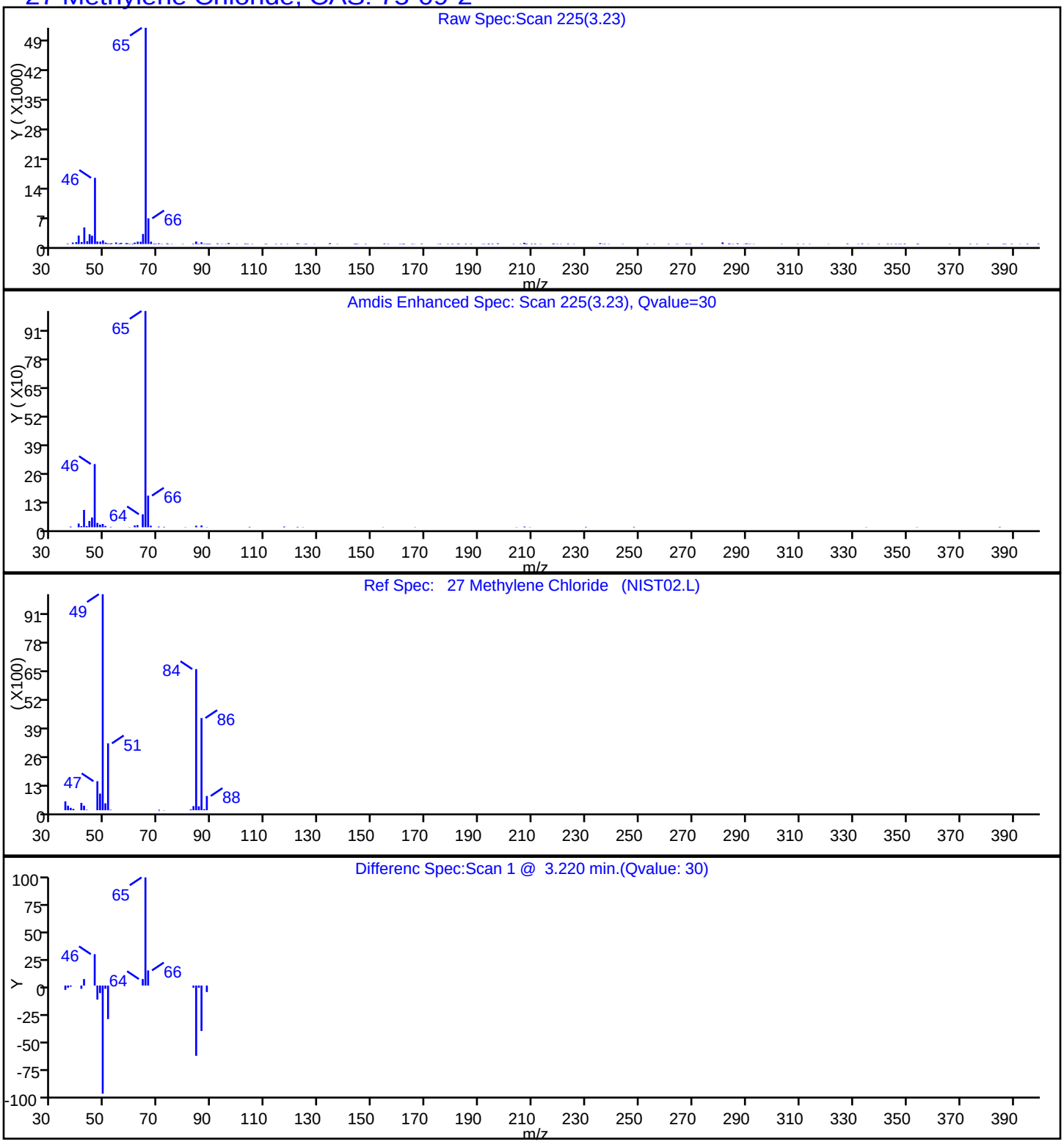

Report Date: 12-Mar-2018 18:06:12 Chrom Revision: 2.2 08-Feb-2018 13:38:42

TestAmerica Edison

Data File: \\ChromNA\Edison\ChromData\CVOAMS6\20180309-68582.b\F60628.D

Injection Date:	10-Mar-2018 03:51:30	Instrument ID:	CVOAMS6
Lims ID:	460-151079-A-39	Lab Sample ID:	460-151079-39
Client ID:	PZ-521S		
Operator ID:		ALS Bottle#:	14 Worklist Smp#: 15
Purge Vol:	5.000 mL	Dil. Factor:	1.0000
Method:	8260624W6	Limit Group:	VOA - 8260C DKQP Water and Solid
Column:	Rtx-624 (0.25 mm)	Detector	MS SCAN

83 Tetrachloroethene, CAS: 127-18-4

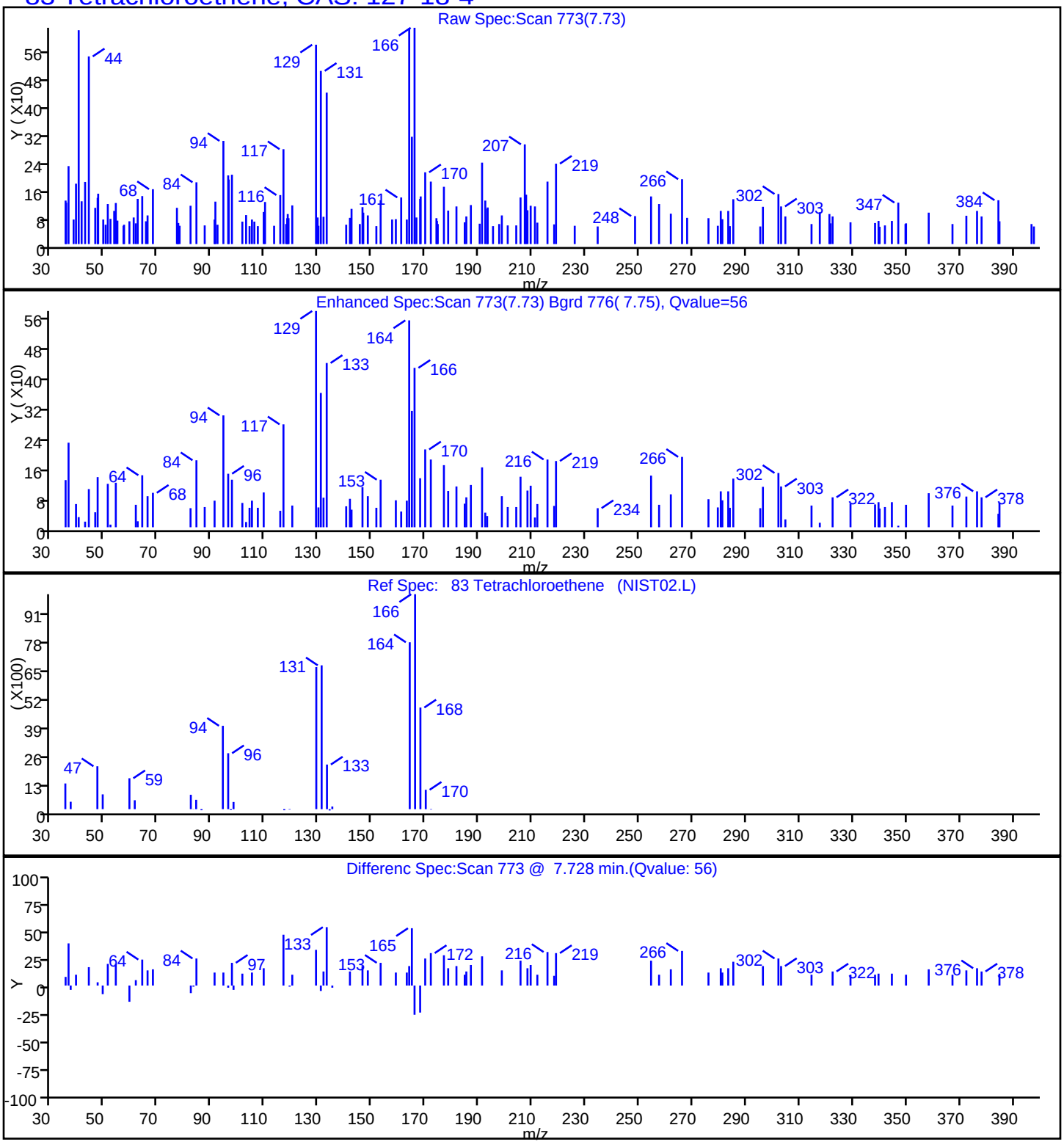

Report Date: 12-Mar-2018 18:06:12 Chrom Revision: 2.2 08-Feb-2018 13:38:42

TestAmerica Edison

Data File: \\ChromNA\Edison\ChromData\CVOAMS6\20180309-68582.b\F60628.D

Injection Date:	10-Mar-2018 03:51:30	Instrument ID:	CVOAMS6
Lims ID:	460-151079-A-39	Lab Sample ID:	460-151079-39
Client ID:	PZ-521S		
Operator ID:		ALS Bottle#:	14 Worklist Smp#: 15
Purge Vol:	5.000 mL	Dil. Factor:	1.0000
Method:	8260624W6	Limit Group:	VOA - 8260C DKQP Water and Solid
Column:	Rtx-624 (0.25 mm)	Detector	MS SCAN

63 Trichloroethene, CAS: 79-01-6

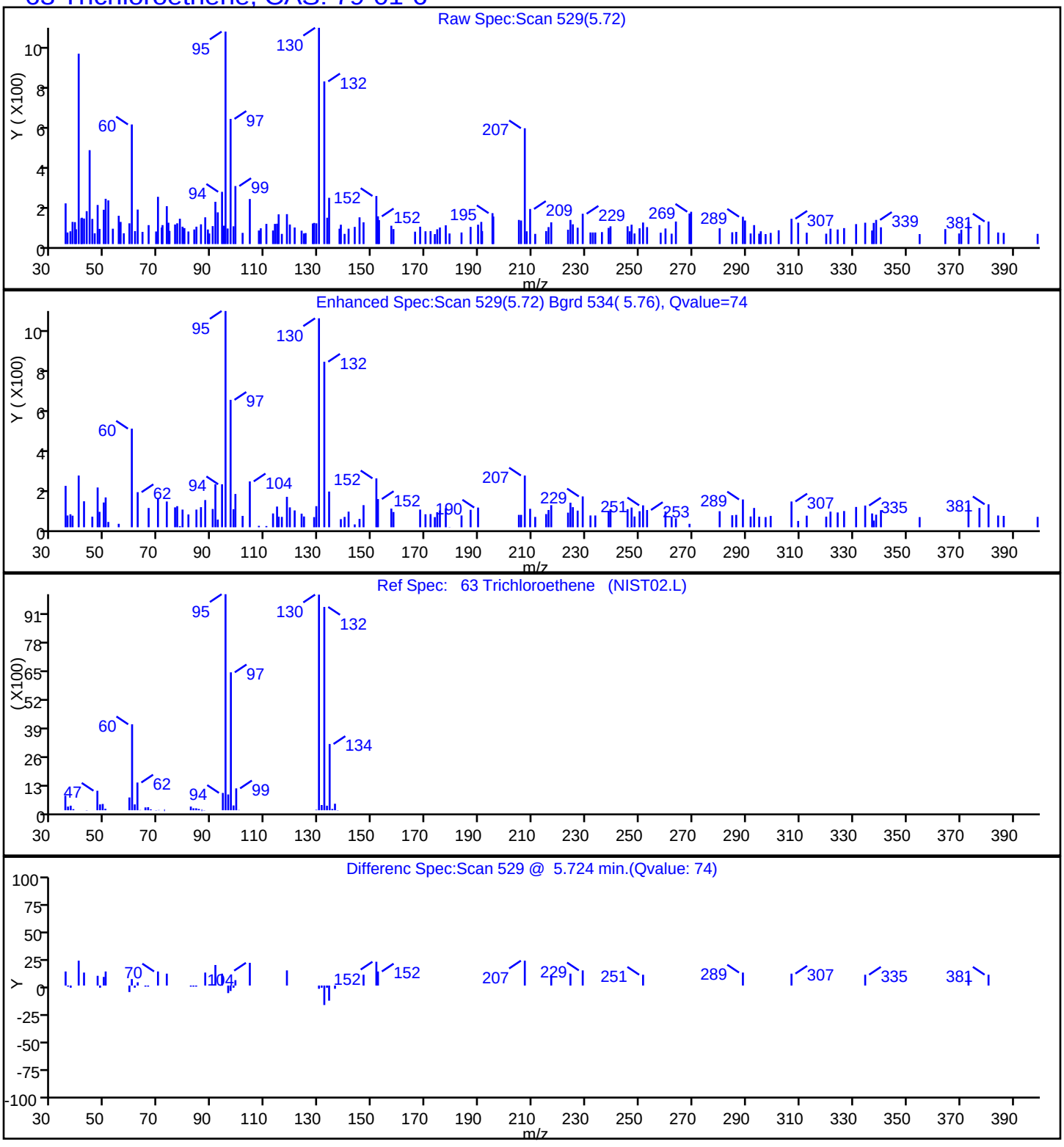

User Disabled Compound Report

TestAmerica Edison

Data File:	\\ChromNA\Edison\ChromData\CVOAMS6\20180309-68582.b\F60628.D		
Injection Date:	10-Mar-2018 03:51:30	Instrument ID:	CVOAMS6
Lims ID:	460-151079-A-39	Lab Sample ID:	460-151079-39
Client ID:	PZ-521S		
Operator ID:		ALS Bottle#:	14 Worklist Smp#: 15
Purge Vol:	5.000 mL	Dil. Factor:	1.0000
Method:	8260624W6	Limit Group:	VOA - 8260C DKQP Water and Solid
Column:	Rtx-624 (0.25 mm)	Detector	MS SCAN

124 1,2-Dibromo-3-Chloropropane, CAS: 96-12-8

Processing Results

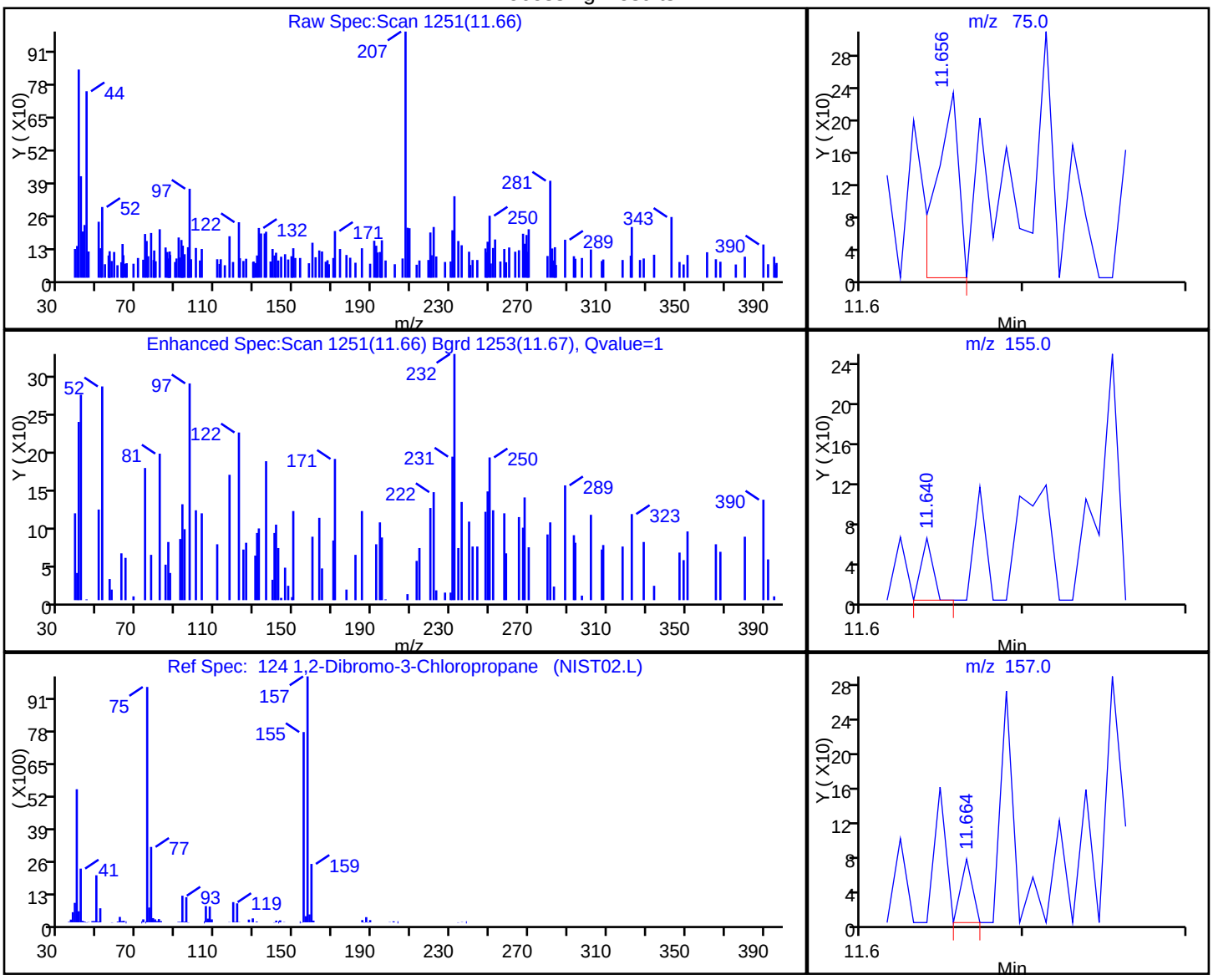

RT	Mass	Response	Amount
11.66	75.00	223	0.233331
11.64	155.00	31	
11.66	157.00	36	

Reviewer: delpolitov, 12-Mar-2018 18:06:11

Audit Action: Marked Compound Undetected Audit Reason: Invalid Compound ID

User Disabled Compound Report

TestAmerica Edison

Data File:	\\ChromNA\Edison\ChromData\CVOAMS6\20180309-68582.b\F60628.D		
Injection Date:	10-Mar-2018 03:51:30	Instrument ID:	CVOAMS6
Lims ID:	460-151079-A-39	Lab Sample ID:	460-151079-39
Client ID:	PZ-521S		
Operator ID:		ALS Bottle#:	14 Worklist Smp#: 15
Purge Vol:	5.000 mL	Dil. Factor:	1.0000
Method:	8260624W6	Limit Group:	VOA - 8260C DKQP Water and Solid
Column:	Rtx-624 (0.25 mm)	Detector	MS SCAN

59 1,2-Dichloroethane, CAS: 107-06-2

Processing Results

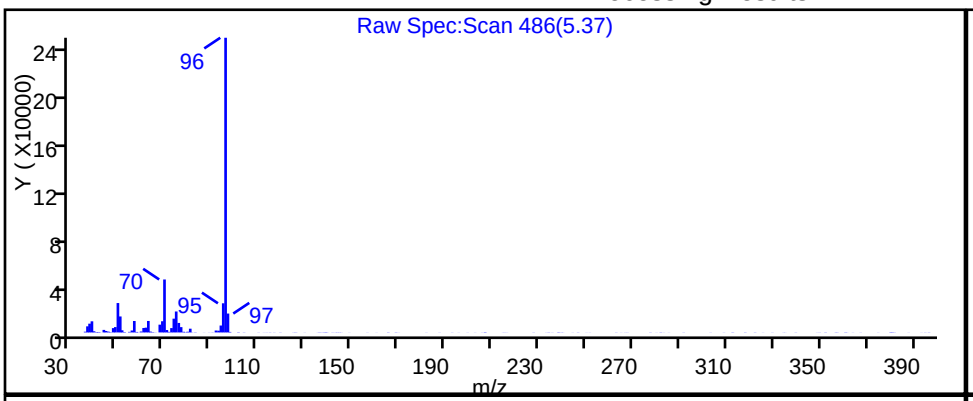

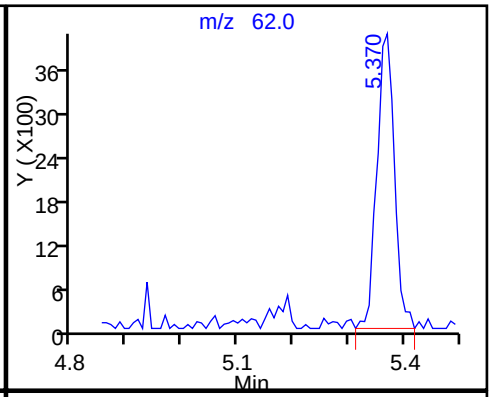

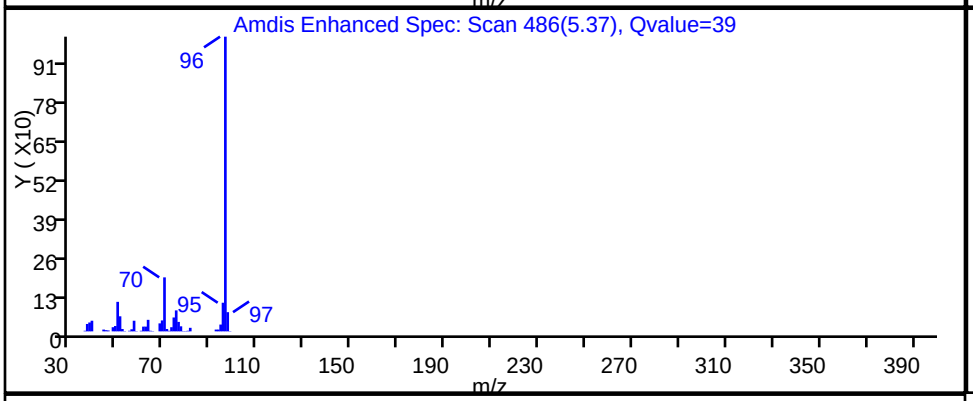

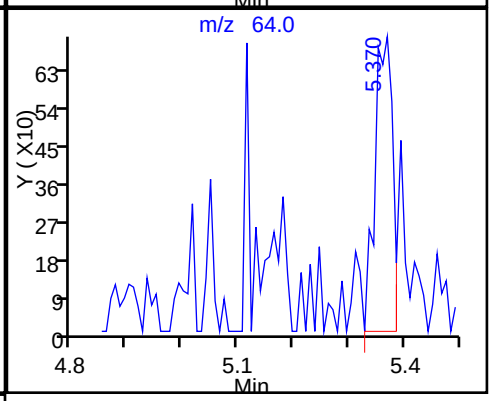

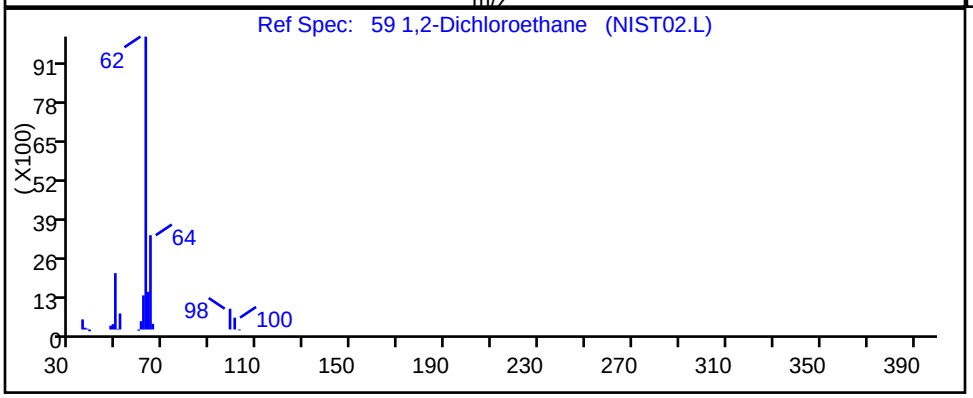

RT	Mass	Response	Amount
5.37	62.00	8888	2.059598
5.37	64.00	1575	

Reviewer: delpolitov, 12-Mar-2018 18:06:11

Audit Action: Marked Compound Undetected Audit Reason: Invalid Compound ID

User Disabled Compound Report

TestAmerica Edison

Data File:	\\ChromNA\Edison\ChromData\CVOAMS6\20180309-68582.b\F60628.D		
Injection Date:	10-Mar-2018 03:51:30	Instrument ID:	CVOAMS6
Lims ID:	460-151079-A-39	Lab Sample ID:	460-151079-39
Client ID:	PZ-521S		
Operator ID:		ALS Bottle#:	14 Worklist Smp#: 15
Purge Vol:	5.000 mL	Dil. Factor:	1.0000
Method:	8260624W6	Limit Group:	VOA - 8260C DKQP Water and Solid
Column:	Rtx-624 (0.25 mm)	Detector	MS SCAN

117 1,4-Dichlorobenzene, CAS: 106-46-7

Processing Results

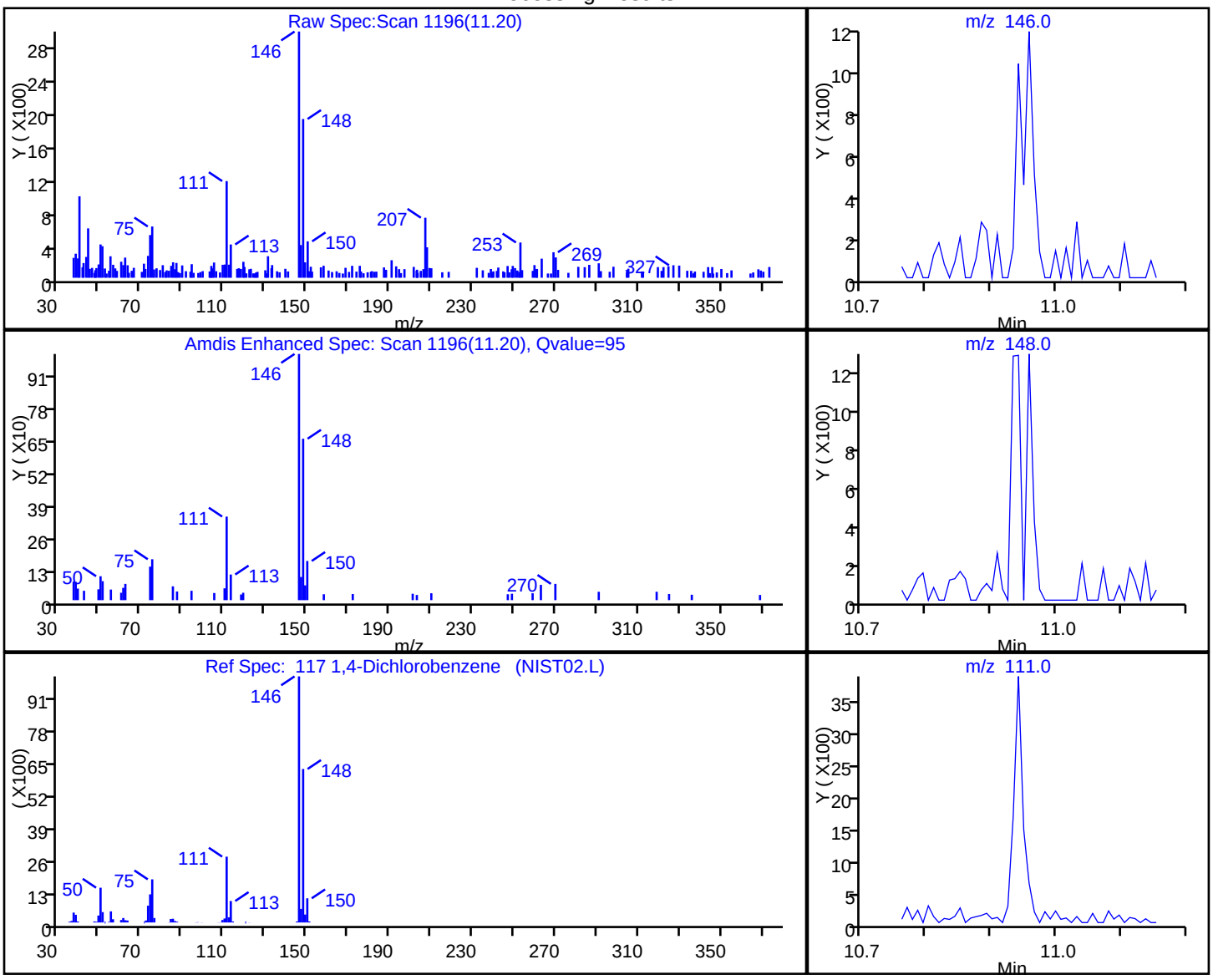

RT	Mass	Response	Amount
11.20	146.00	3311	0.347486
11.20	148.00	2388	
11.20	111.00	1434	

Reviewer: delpolitov, 12-Mar-2018 18:06:11

Audit Action: Marked Compound Undetected Audit Reason: Invalid Compound ID

User Disabled Compound Report

TestAmerica Edison

Data File:	\\ChromNA\Edison\ChromData\CVOAMS6\20180309-68582.b\F60628.D		
Injection Date:	10-Mar-2018 03:51:30	Instrument ID:	CVOAMS6
Lims ID:	460-151079-A-39	Lab Sample ID:	460-151079-39
Client ID:	PZ-521S		
Operator ID:		ALS Bottle#:	14 Worklist Smp#: 15
Purge Vol:	5.000 mL	Dil. Factor:	1.0000
Method:	8260624W6	Limit Group:	VOA - 8260C DKQP Water and Solid
Column:	Rtx-624 (0.25 mm)	Detector	MS SCAN

69 1,4-Dioxane, CAS: 123-91-1

Processing Results

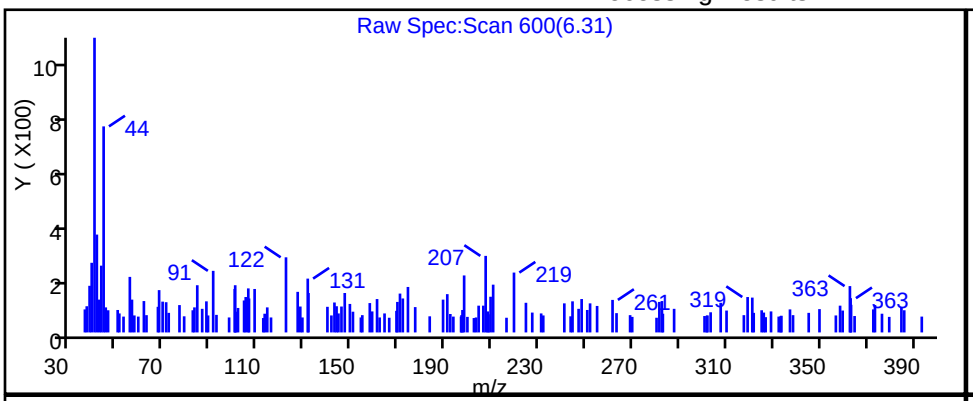

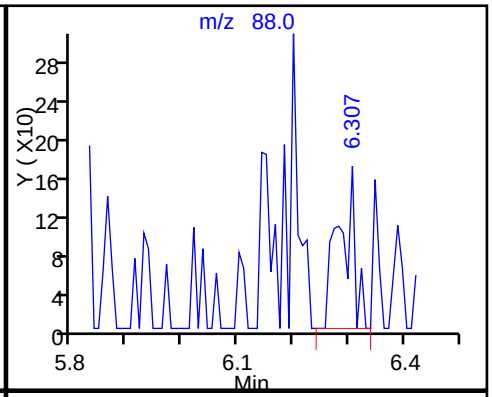

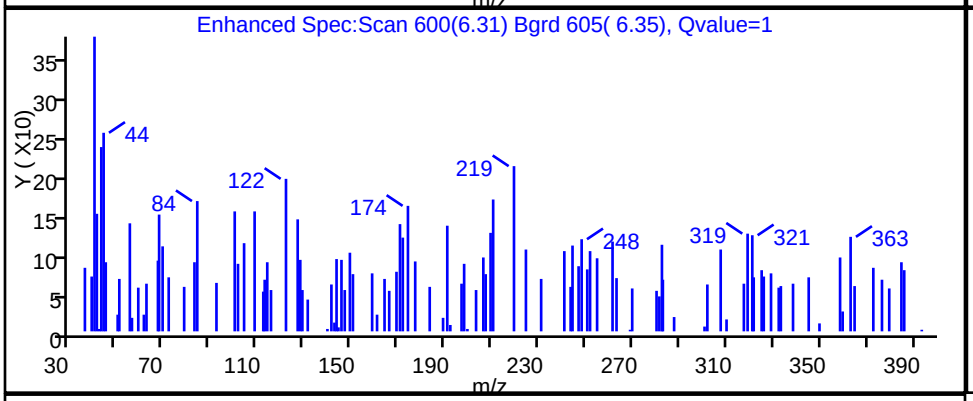

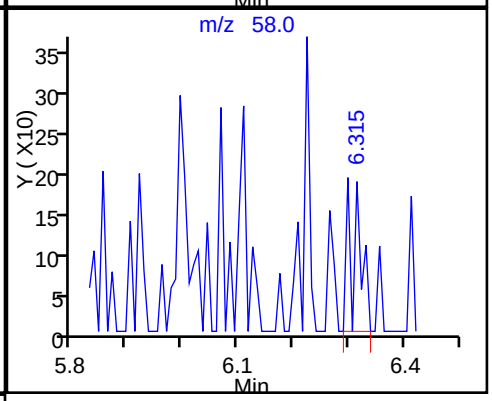

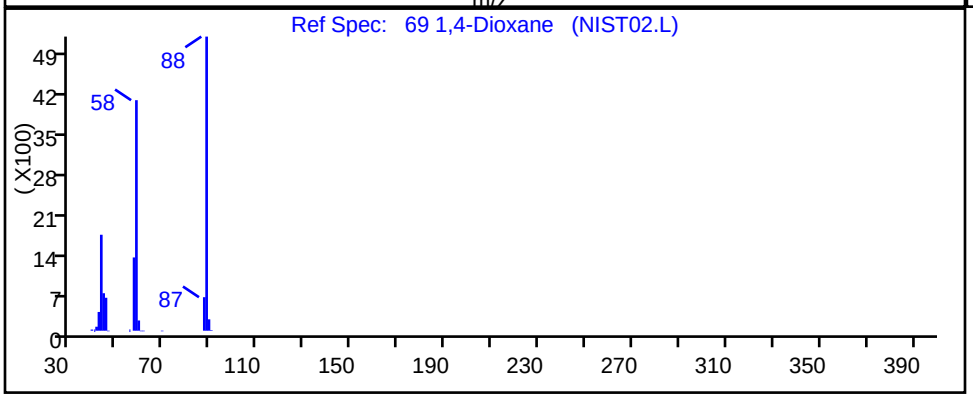

RT	Mass	Response	Amount
6.31	88.00	333	10.770631
6.32	58.00	264	

Reviewer: delpolitov, 12-Mar-2018 18:06:11

Audit Action: Marked Compound Undetected Audit Reason: Invalid Compound ID

User Disabled Compound Report

TestAmerica Edison

Data File:	\\ChromNA\Edison\ChromData\CVOAMS6\20180309-68582.b\F60628.D		
Injection Date:	10-Mar-2018 03:51:30	Instrument ID:	CVOAMS6
Lims ID:	460-151079-A-39	Lab Sample ID:	460-151079-39
Client ID:	PZ-521S		
Operator ID:		ALS Bottle#:	14 Worklist Smp#: 15
Purge Vol:	5.000 mL	Dil. Factor:	1.0000
Method:	8260624W6	Limit Group:	VOA - 8260C DKQP Water and Solid
Column:	Rtx-624 (0.25 mm)	Detector	MS SCAN

41 2-Butanone (MEK), CAS: 78-93-3

Processing Results

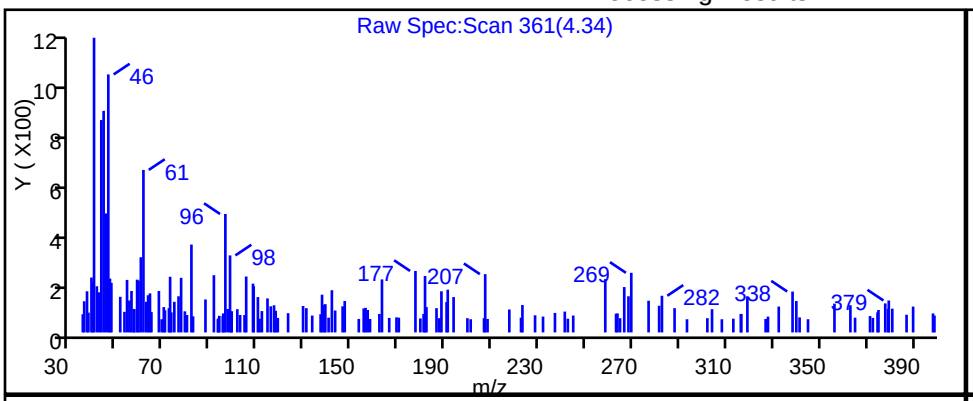

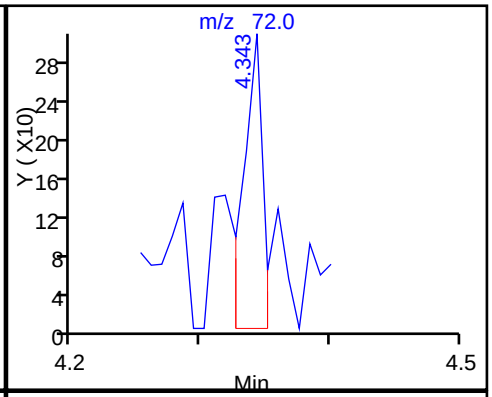

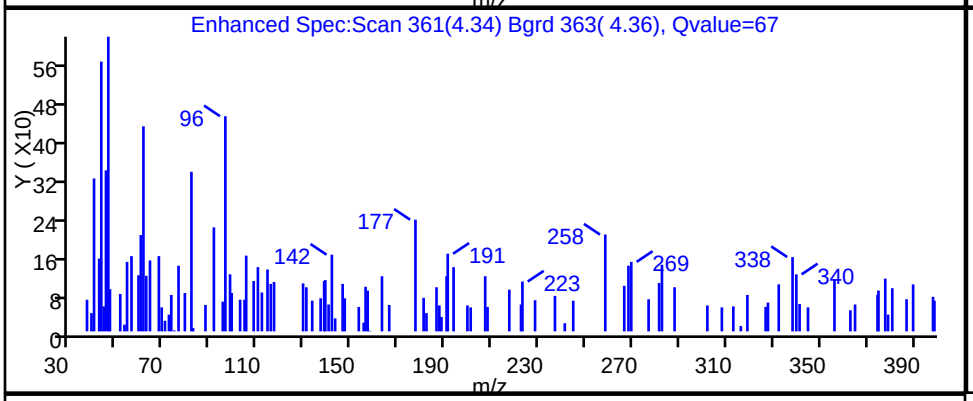

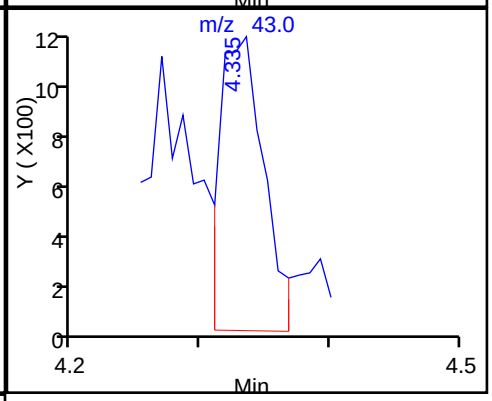

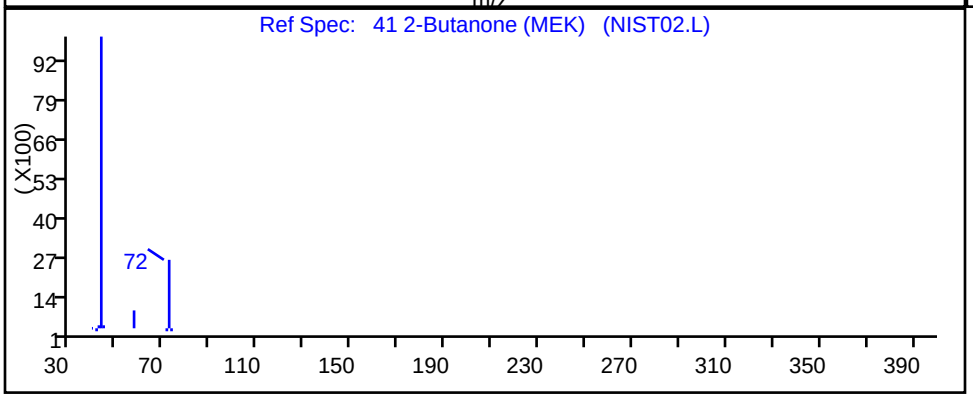

RT	Mass	Response	Amount
4.34	72.00	315	2.861274
4.33	43.00	2839	

Reviewer: delpolitov, 12-Mar-2018 18:06:11

Audit Action: Marked Compound Undetected Audit Reason: Invalid Compound ID

User Disabled Compound Report

TestAmerica Edison

Data File:	\\ChromNA\Edison\ChromData\CVOAMS6\20180309-68582.b\F60628.D		
Injection Date:	10-Mar-2018 03:51:30	Instrument ID:	CVOAMS6
Lims ID:	460-151079-A-39	Lab Sample ID:	460-151079-39
Client ID:	PZ-521S		
Operator ID:		ALS Bottle#:	14 Worklist Smp#: 15
Purge Vol:	5.000 mL	Dil. Factor:	1.0000
Method:	8260624W6	Limit Group:	VOA - 8260C DKQP Water and Solid
Column:	Rtx-624 (0.25 mm)	Detector	MS SCAN

77 4-Methyl-2-pentanone (MIBK), CAS: 108-10-1

Processing Results

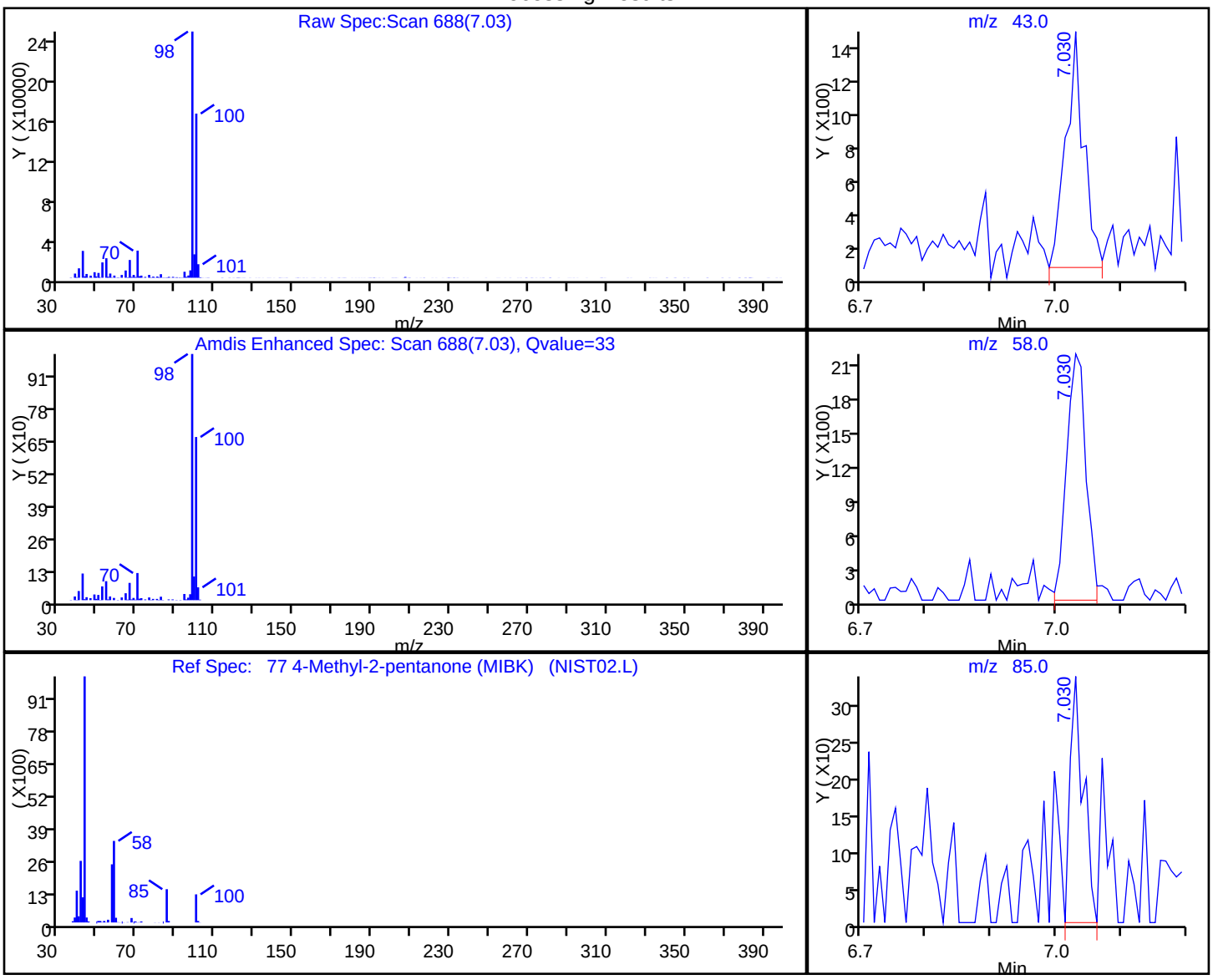

RT	Mass	Response	Amount
7.03	43.00	2619	1.122156
7.03	58.00	4510	
7.03	85.00	485	
7.03	100.00	331089	

Reviewer: delpolitov, 12-Mar-2018 18:06:11

Audit Action: Marked Compound Undetected Audit Reason: Invalid Compound ID

User Disabled Compound Report

TestAmerica Edison

Data File:	\\ChromNA\Edison\ChromData\CVOAMS6\20180309-68582.b\F60628.D		
Injection Date:	10-Mar-2018 03:51:30	Instrument ID:	CVOAMS6
Lims ID:	460-151079-A-39	Lab Sample ID:	460-151079-39
Client ID:	PZ-521S		
Operator ID:		ALS Bottle#:	14 Worklist Smp#: 15
Purge Vol:	5.000 mL	Dil. Factor:	1.0000
Method:	8260624W6	Limit Group:	VOA - 8260C DKQP Water and Solid
Column:	Rtx-624 (0.25 mm)	Detector	MS SCAN

6 Bromomethane, CAS: 74-83-9

Processing Results

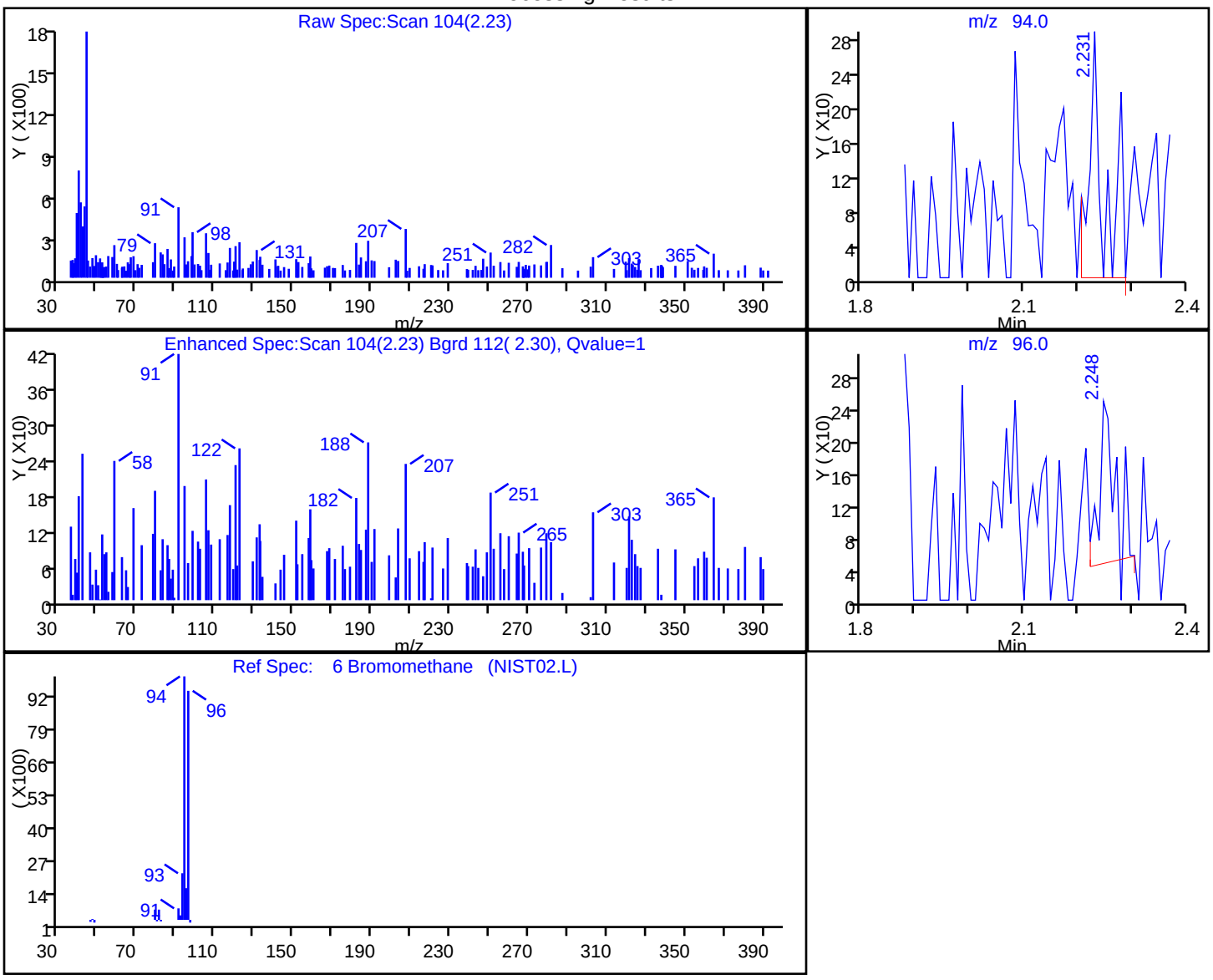

RT	Mass	Response	Amount
2.23	94.00	549	0.223315
2.25	96.00	395	

Reviewer: delpolitov, 12-Mar-2018 18:06:11

Audit Action: Marked Compound Undetected Audit Reason: Invalid Compound ID

User Disabled Compound Report

TestAmerica Edison

Data File:	\\ChromNA\Edison\ChromData\CVOAMS6\20180309-68582.b\F60628.D		
Injection Date:	10-Mar-2018 03:51:30	Instrument ID:	CVOAMS6
Lims ID:	460-151079-A-39	Lab Sample ID:	460-151079-39
Client ID:	PZ-521S		
Operator ID:		ALS Bottle#:	14 Worklist Smp#: 15
Purge Vol:	5.000 mL	Dil. Factor:	1.0000
Method:	8260624W6	Limit Group:	VOA - 8260C DKQP Water and Solid
Column:	Rtx-624 (0.25 mm)	Detector	MS SCAN

4 Vinyl chloride, CAS: 75-01-4

Processing Results

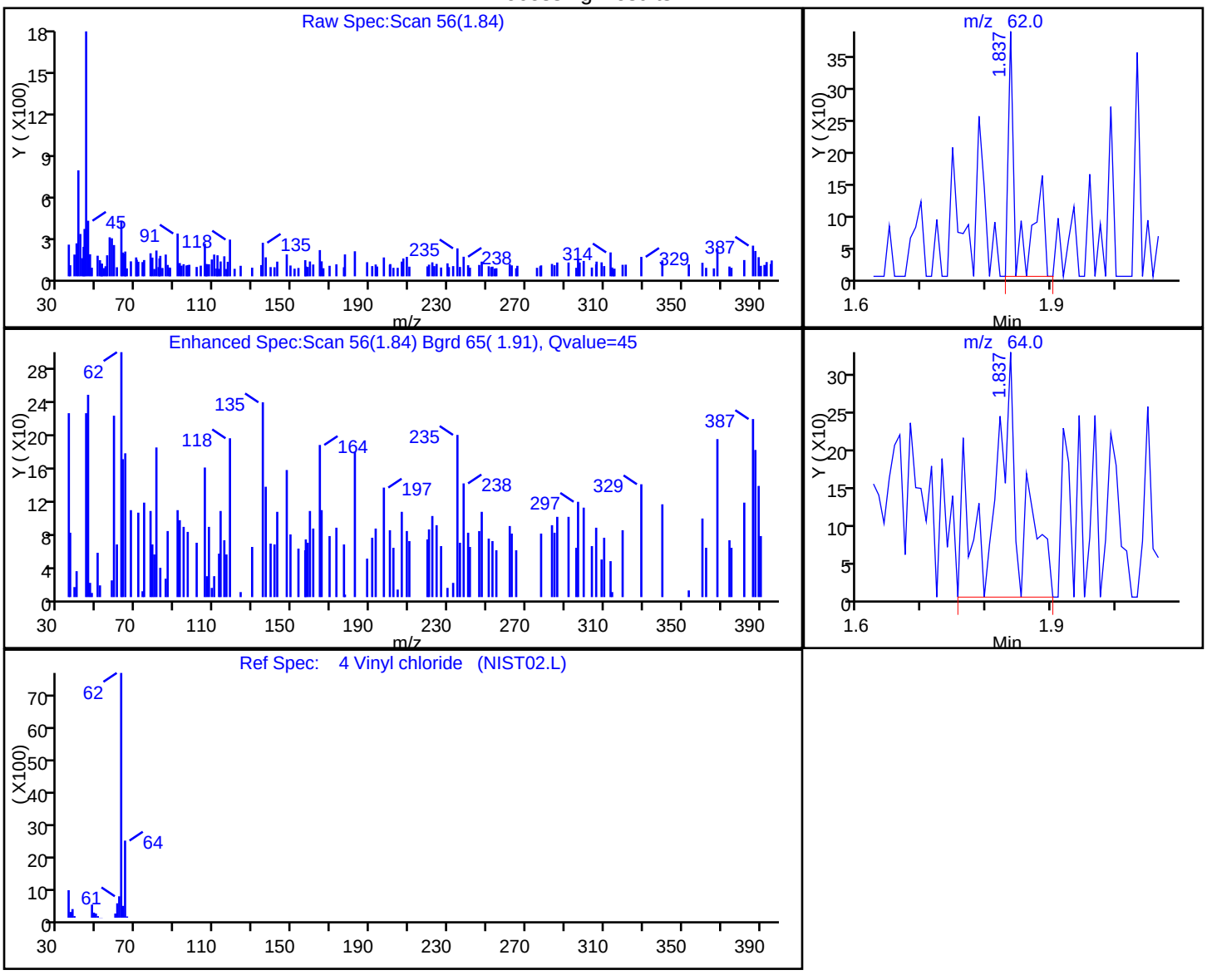

RT	Mass	Response	Amount
1.84	62.00	391	0.100965
1.84	64.00	986	

Reviewer: delpolitov, 12-Mar-2018 18:06:11

Audit Action: Marked Compound Undetected Audit Reason: Invalid Compound ID

FORM I
GC/MS VOA ORGANICS ANALYSIS DATA SHEET

Lab Name: TestAmerica Edison | Job No.: 460-151079-1

SDG No.:

Client Sample ID: PZ-521I | Lab Sample ID: 460-151079-40

Matrix: Water | Lab File ID: F60629.D

Analysis Method: 8260C | Date Collected: 02/27/2018 13:50

Sample wt/vol: 5(mL) | Date Analyzed: 03/10/2018 04:14

Soil Aliquot Vol: | Dilution Factor: 1

Soil Extract Vol.: | GC Column: Rtx-624 ID: 0.25(mm)

% Moisture: | Level: (low/med) Low

Analysis Batch No.: 502566 | Units: ug/L

CAS NO.	COMPOUND NAME	RESULT	Q	RL	MDL
71-55-6	1,1,1-Trichloroethane	0.28	U	1.0	0.28
79-34-5	1,1,2,2-Tetrachloroethane	0.19	U	1.0	0.19
79-00-5	1,1,2-Trichloroethane	0.080	U	1.0	0.080
75-34-3	1,1-Dichloroethane	0.24	U	1.0	0.24
75-35-4	1,1-Dichloroethene	0.34	U	1.0	0.34
87-61-6	1,2,3-Trichlorobenzene	0.35	U	1.0	0.35
120-82-1	1,2,4-Trichlorobenzene	0.27	U	1.0	0.27
96-12-8	1,2-Dibromo-3-Chloropropane	0.23	U	1.0	0.23
106-93-4	1,2-Dibromoethane	0.19	U	1.0	0.19
95-50-1	1,2-Dichlorobenzene	0.22	U	1.0	0.22
107-06-2	1,2-Dichloroethane	0.25	U	1.0	0.25
78-87-5	1,2-Dichloropropane	0.18	U	1.0	0.18
541-73-1	1,3-Dichlorobenzene	0.33	U	1.0	0.33
106-46-7	1,4-Dichlorobenzene	0.33	U	1.0	0.33
123-91-1	1,4-Dioxane	8.7	U *	50	8.7
78-93-3	2-Butanone	2.2	U	5.0	2.2
591-78-6	2-Hexanone	0.72	U	5.0	0.72
108-10-1	4-Methyl-2-pentanone	0.63	U	5.0	0.63
67-64-1	Acetone	1.1	U	5.0	1.1
71-43-2	Benzene	0.090	U	1.0	0.090
74-97-5	Bromochloromethane	0.30	U	1.0	0.30
75-27-4	Bromodichloromethane	0.15	U	1.0	0.15
75-25-2	Bromoform	0.18	U	1.0	0.18
74-83-9	Bromomethane	0.18	U	1.0	0.18
75-15-0	Carbon disulfide	0.22	U	1.0	0.22
56-23-5	Carbon tetrachloride	0.33	U	1.0	0.33
108-90-7	Chlorobenzene	0.24	U	1.0	0.24
75-00-3	Chloroethane	0.37	U	1.0	0.37
67-66-3	Chloroform	0.63	J	1.0	0.22
74-87-3	Chloromethane	0.22	U	1.0	0.22
156-59-2	cis-1,2-Dichloroethene	0.26	U	1.0	0.26
10061-01-5	cis-1,3-Dichloropropene	0.16	U	1.0	0.16
110-82-7	Cyclohexane	0.26	U	1.0	0.26
124-48-1	Dibromochloromethane	0.22	U	1.0	0.22
75-71-8	Dichlorodifluoromethane	0.14	U	1.0	0.14
100-41-4	Ethylbenzene	0.30	U	1.0	0.30

FORM I
GC/MS VOA ORGANICS ANALYSIS DATA SHEET

Lab Name: TestAmerica Edison | Job No.: 460-151079-1

SDG No.:

Client Sample ID: PZ-521I | Lab Sample ID: 460-151079-40

Matrix: Water | Lab File ID: F60629.D

Analysis Method: 8260C | Date Collected: 02/27/2018 13:50

Sample wt/vol: 5(mL) | Date Analyzed: 03/10/2018 04:14

Soil Aliquot Vol: | Dilution Factor: 1

Soil Extract Vol.: | GC Column: Rtx-624 ID: 0.25(mm)

% Moisture: | Level: (low/med) Low

Analysis Batch No.: 502566 | Units: ug/L

CAS NO.	COMPOUND NAME	RESULT	Q	RL	MDL
76-13-1	Freon TF	0.38	J	1.0	0.34
98-82-8	Isopropylbenzene	0.32	U	1.0	0.32
179601-23-1	m&p-Xylene	0.28	U	1.0	0.28
79-20-9	Methyl acetate	0.58	U	5.0	0.58
108-87-2	Methylcyclohexane	0.22	U	1.0	0.22
75-09-2	Methylene Chloride	0.54	J	1.0	0.21
1634-04-4	MTBE	0.13	U	1.0	0.13
95-47-6	o-Xylene	0.32	U	1.0	0.32
100-42-5	Styrene	0.17	U	1.0	0.17
127-18-4	Tetrachloroethene	0.12	U	1.0	0.12
108-88-3	Toluene	0.25	U	1.0	0.25
156-60-5	trans-1,2-Dichloroethene	0.18	U	1.0	0.18
10061-02-6	trans-1,3-Dichloropropene	0.19	U	1.0	0.19
79-01-6	Trichloroethene	1.2		1.0	0.22
75-69-4	Trichlorofluoromethane	0.15	U	1.0	0.15
75-01-4	Vinyl chloride	0.060	U	1.0	0.060

CAS NO.	SURROGATE	%REC	Q	LIMITS
17060-07-0	1,2-Dichloroethane-d4 (Surr)	101		70-130
460-00-4	Bromofluorobenzene	107		70-130
1868-53-7	Dibromofluoromethane (Surr)	110		70-130
2037-26-5	Toluene-d8 (Surr)	95		70-130

FORM I
GC/MS VOA ORGANICS ANALYSIS DATA SHEET
TENTATIVELY IDENTIFIED COMPOUNDS

Lab Name: TestAmerica Edison | Job No.: 460-151079-1

SDG No.:

Client Sample ID: PZ-521I | Lab Sample ID: 460-151079-40

Matrix: Water | Lab File ID: F60629.D

Analysis Method: 8260C | Date Collected: 02/27/2018 13:50

Sample wt/vol: 5(mL) | Date Analyzed: 03/10/2018 04:14

Soil Aliquot Vol: | Dilution Factor: 1

Soil Extract Vol.: | GC Column: Rtx-624 ID: 0.25(mm)

% Moisture: | Level: (low/med) Low

Analysis Batch No.: 502566 | Units: ug/L

Number TICs Found: 0 | TIC Result Total: 0

CAS NO.	COMPOUND NAME	RT	RESULT	Q	MATCH QUALITY
	Tentatively Identified Compound		None		

TestAmerica Edison
Target Compound Quantitation Report

Data File: \\ChromNA\Edison\ChromData\CVOAMS6\20180309-68582.b\F60629.D
Lims ID: 460-151079-A-40
Client ID: PZ-521I
Sample Type: Client
Inject. Date: 10-Mar-2018 04:14:30 ALS Bottle#: 15 Worklist Smp#: 16
Purge Vol: 5.000 mL Dil. Factor: 1.0000
Sample Info: 460-151079-A-40
Misc. Info.: 460-0068582-016
Operator ID: Instrument ID: CVOAMS6

Method: \\ChromNA\Edison\ChromData\CVOAMS6\20180309-68582.b\8260624W6.m
Limit Group: VOA - 8260C DKQP Water and Solid
Last Update: 12-Mar-2018 18:07:04 Calib Date: 09-Mar-2018 04:49:30
Integrator: RTE ID Type: Deconvolution ID
Quant Method: Internal Standard Quant By: Initial Calibration
Last ICal File: \\ChromNA\Edison\ChromData\CVOAMS6\20180309-68530.b\F60575.D

Column 1 : Rtx-624 (0.25 mm) Det: MS SCAN
Process Host: XAWRK008

First Level Reviewer: moroneyc Date: 12-Mar-2018 06:49:53

Compound	Sig	RT (min.)	Exp RT (min.)	Dlt RT (min.)	Q	Response	OnCol Amt ug/l	Flags
16 1,1,2-Trichloro-1,2,2-trif	101	2.774	2.774	0.000	50	1452	0.3810	
* 26 TBA-d9 (IS)	65	3.209	3.217	-0.008	0	216436	1000.0	
27 Methylene Chloride	84	3.234	3.234	0.000	30	1937	0.5424	
* 38 2-Butanone-d5	46	4.269	4.277	-0.008	0	199044	250.0	
48 Chloroform	83	4.598	4.598	0.000	97	3518	0.6342	
$ 51 Dibromofluoromethane (Surr	113	4.746	4.754	-0.008	97	151814	54.9	
$ 56 1,2-Dichloroethane-d4 (Sur	65	5.099	5.099	0.000	0	148626	50.5	
* 61 Fluorobenzene	96	5.362	5.370	-0.008	99	477528	50.0	
63 Trichloroethene	95	5.707	5.724	-0.017	86	3966	1.23	
* 67 1,4-Dioxane-d8	96	6.061	6.060	0.001	0	22830	1000.0	
$ 78 Toluene-d8 (Surr)	98	7.030	7.030	0.000	100	476207	47.6	
* 89 Chlorobenzene-d5	117	8.821	8.821	0.000	84	412061	50.0	
$ 100 4-Bromofluorobenzene	174	10.070	10.070	0.000	96	211733	53.3	
* 116 1,4-Dichlorobenzene-d4	152	10.941	10.941	0.000	94	275422	50.0	

Reagents:

VOA6IS/SURR_00009 Amount Added: 5.00 Units: uL Run Reagent

Report Date: 12-Mar-2018 18:07:05 Chrom Revision: 2.2 08-Feb-2018 13:38:42

TestAmerica Edison

Data File: \\ChromNA\Edison\ChromData\CVOAMS6\20180309-68582.b\F60629.D

Injection Date:	10-Mar-2018 04:14:30	Instrument ID:	CVOAMS6	Operator ID:	
Lims ID:	460-151079-A-40	Lab Sample ID:	460-151079-40	Worklist Smp#:	16
Client ID:	PZ-521I				
Purge Vol:	5.000 mL	Dil. Factor:	1.0000	ALS Bottle#:	15
Method:	8260624W6	Limit Group:	VOA - 8260C DKQP Water and Solid		

Column: Rtx-624 (0.25 mm)

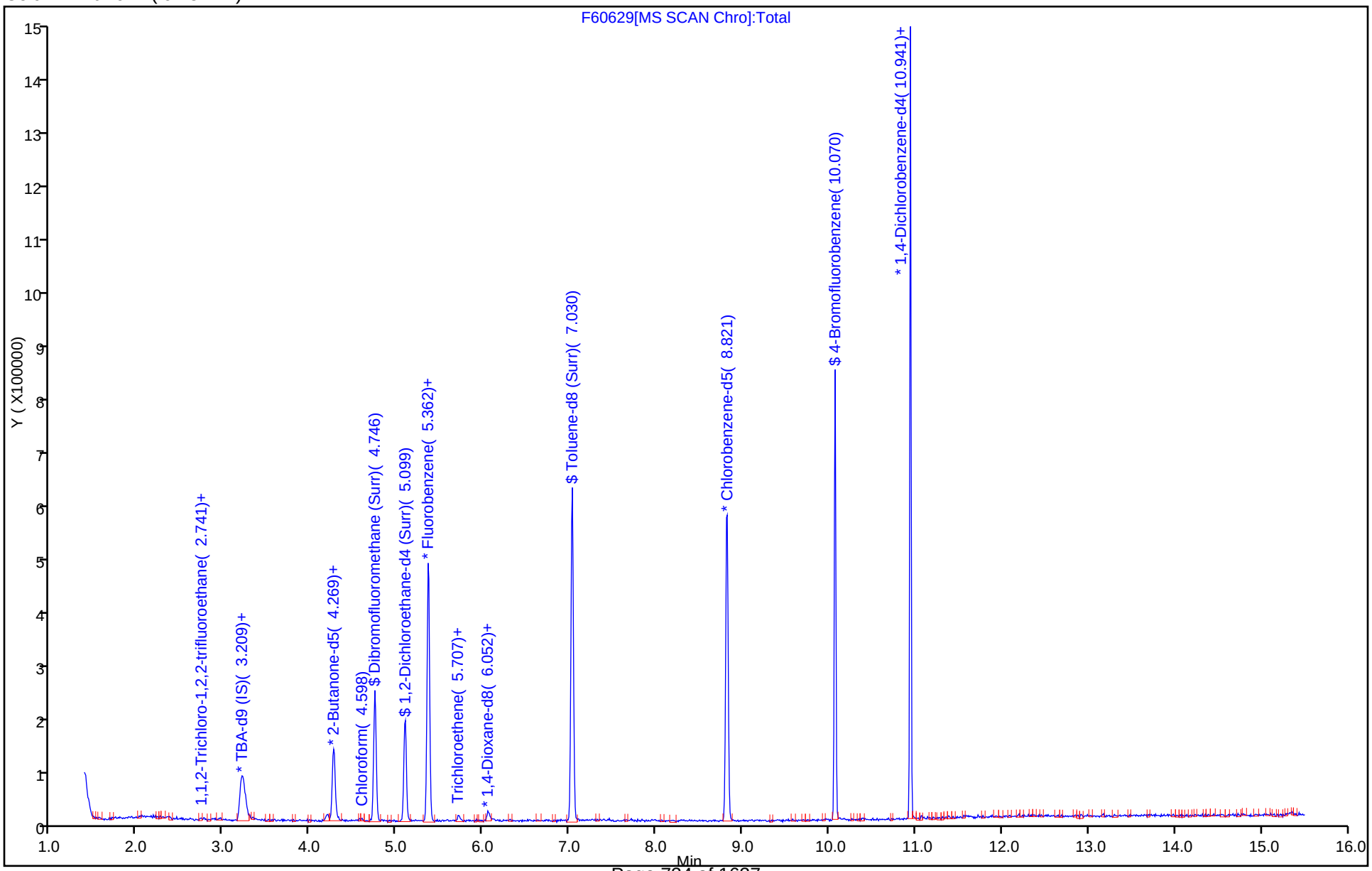

Report Date: 12-Mar-2018 18:07:05 Chrom Revision: 2.2 08-Feb-2018 13:38:42

TestAmerica Edison

Data File: \\ChromNA\Edison\ChromData\CVOAMS6\20180309-68582.b\F60629.D

Injection Date:	10-Mar-2018 04:14:30	Instrument ID:	CVOAMS6
Lims ID:	460-151079-A-40	Lab Sample ID:	460-151079-40
Client ID:	PZ-521I		
Operator ID:		ALS Bottle#:	15 Worklist Smp#: 16
Purge Vol:	5.000 mL	Dil. Factor:	1.0000
Method:	8260624W6	Limit Group:	VOA - 8260C DKQP Water and Solid
Column:	Rtx-624 (0.25 mm)	Detector	MS SCAN

48 Chloroform, CAS: 67-66-3

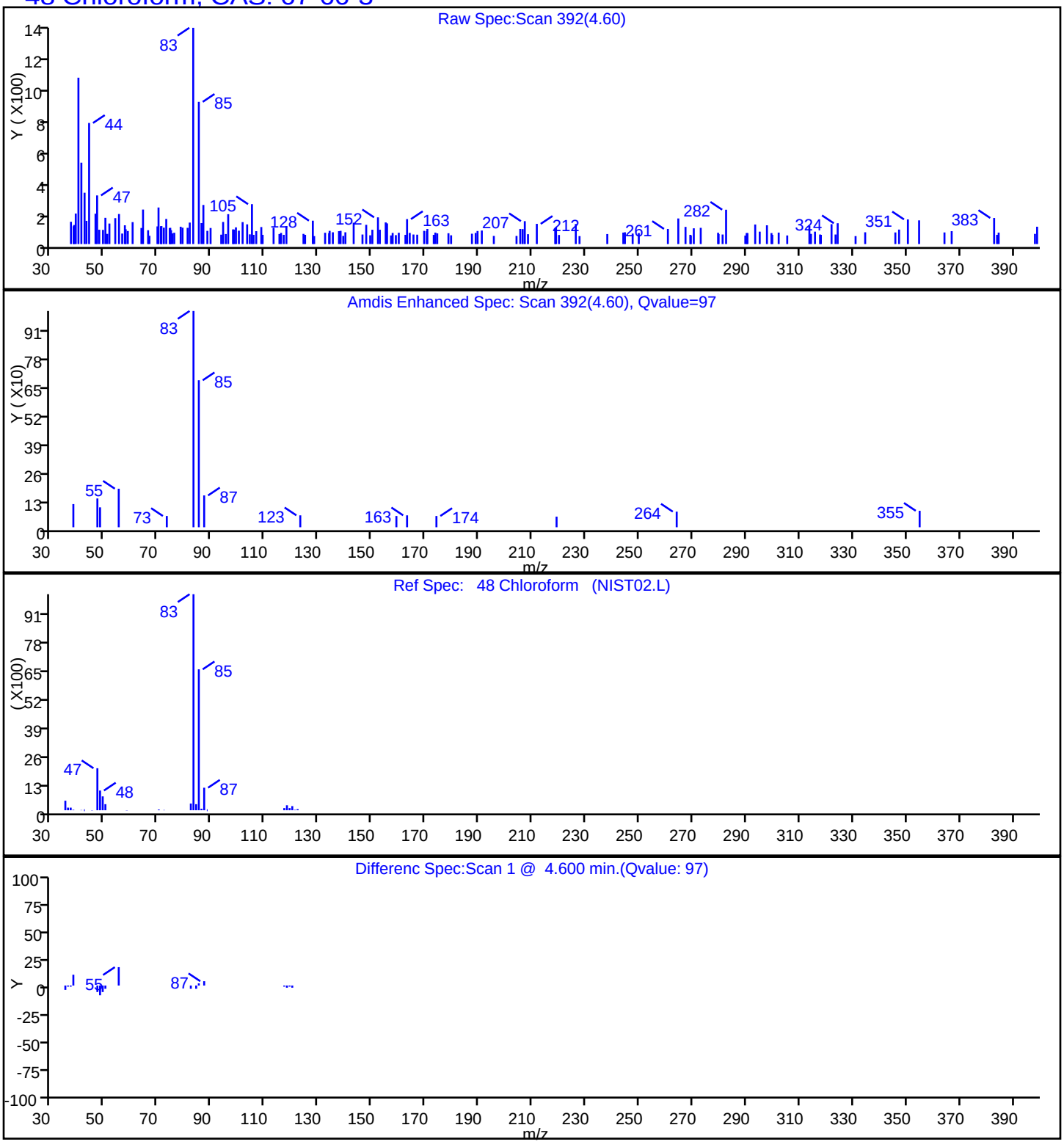

Report Date: 12-Mar-2018 18:07:05 Chrom Revision: 2.2 08-Feb-2018 13:38:42

TestAmerica Edison

Data File: \\ChromNA\Edison\ChromData\CVOAMS6\20180309-68582.b\F60629.D

Injection Date:	10-Mar-2018 04:14:30	Instrument ID:	CVOAMS6		
Lims ID:	460-151079-A-40	Lab Sample ID:	460-151079-40		
Client ID:	PZ-521I				
Operator ID:		ALS Bottle#:	15	Worklist Smp#:	16
Purge Vol:	5.000 mL	Dil. Factor:	1.0000		
Method:	8260624W6	Limit Group:	VOA - 8260C DKQP Water and Solid		
Column:	Rtx-624 (0.25 mm)	Detector	MS SCAN		

16 1,1,2-Trichloro-1,2,2-trifluoroethane, CAS: 76-13-1

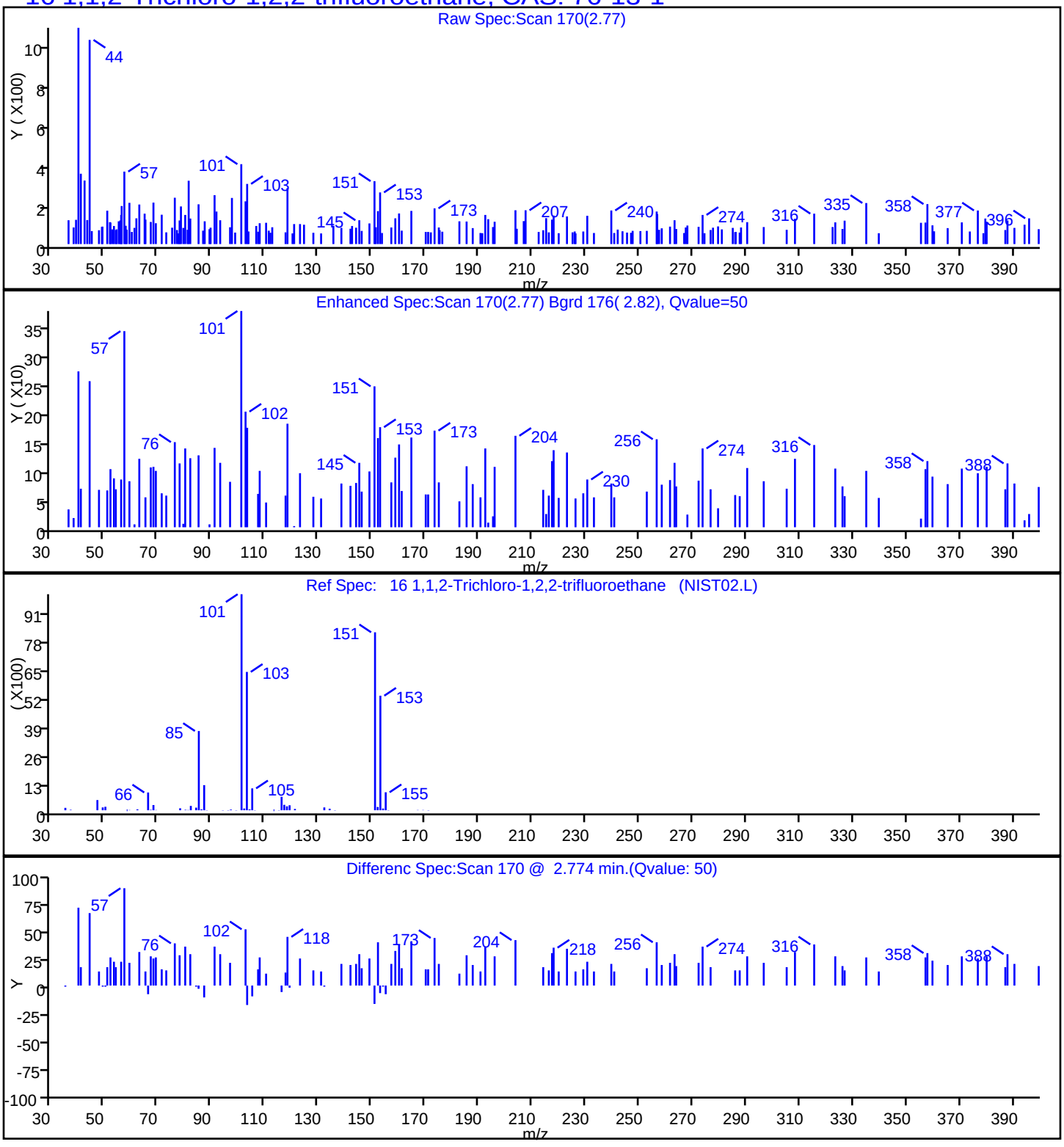

Report Date: 12-Mar-2018 18:07:05 Chrom Revision: 2.2 08-Feb-2018 13:38:42

TestAmerica Edison

Data File: \\ChromNA\Edison\ChromData\CVOAMS6\20180309-68582.b\F60629.D

Injection Date:	10-Mar-2018 04:14:30	Instrument ID:	CVOAMS6
Lims ID:	460-151079-A-40	Lab Sample ID:	460-151079-40
Client ID:	PZ-521I		
Operator ID:		ALS Bottle#:	15 Worklist Smp#: 16
Purge Vol:	5.000 mL	Dil. Factor:	1.0000
Method:	8260624W6	Limit Group:	VOA - 8260C DKQP Water and Solid
Column:	Rtx-624 (0.25 mm)	Detector	MS SCAN

27 Methylene Chloride, CAS: 75-09-2

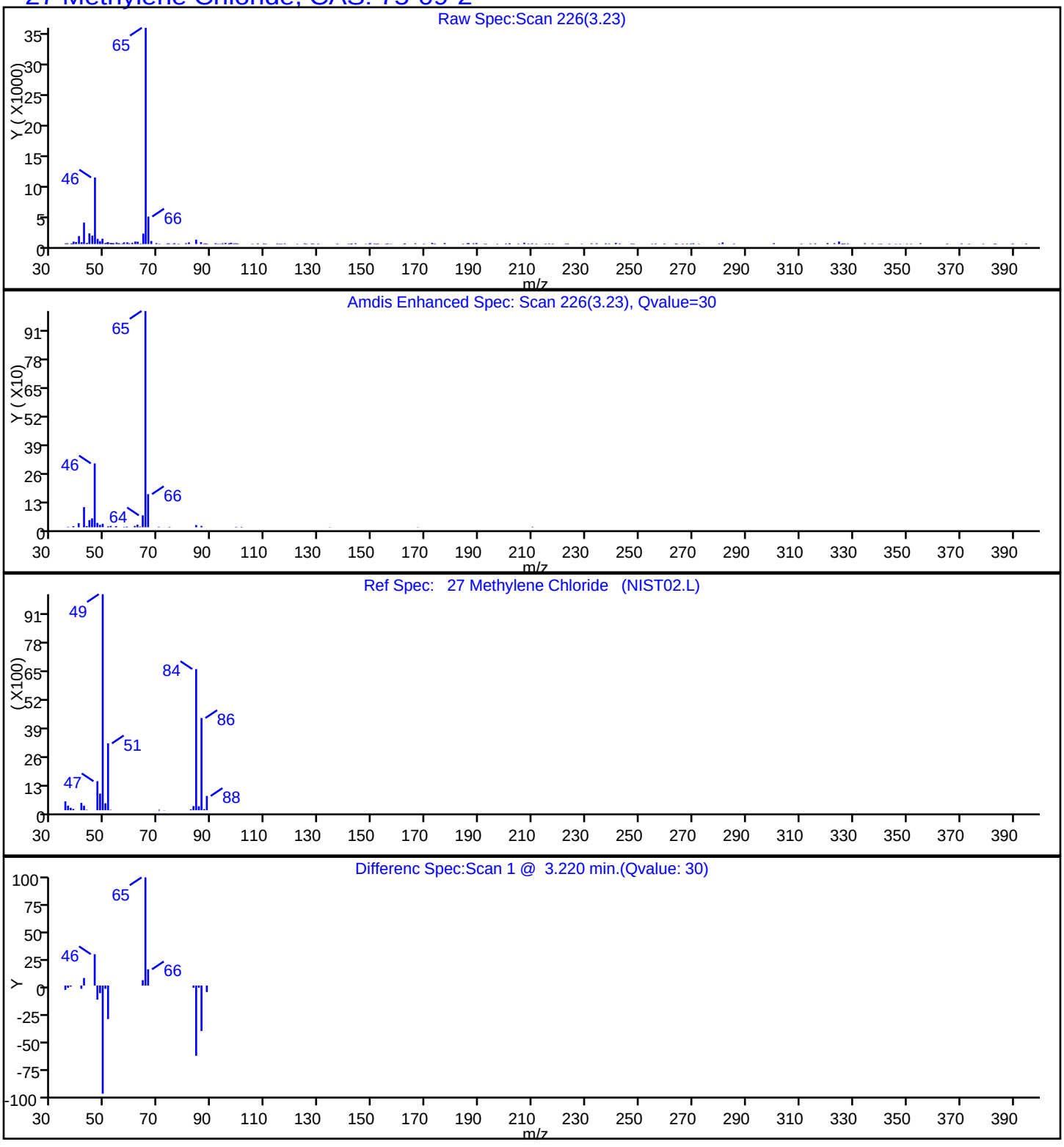

Report Date: 12-Mar-2018 18:07:05 Chrom Revision: 2.2 08-Feb-2018 13:38:42

TestAmerica Edison

Data File: \\ChromNA\Edison\ChromData\CVOAMS6\20180309-68582.b\F60629.D

Injection Date:	10-Mar-2018 04:14:30	Instrument ID:	CVOAMS6
Lims ID:	460-151079-A-40	Lab Sample ID:	460-151079-40
Client ID:	PZ-521I		
Operator ID:		ALS Bottle#:	15 Worklist Smp#: 16
Purge Vol:	5.000 mL	Dil. Factor:	1.0000
Method:	8260624W6	Limit Group:	VOA - 8260C DKQP Water and Solid
Column:	Rtx-624 (0.25 mm)	Detector	MS SCAN

63 Trichloroethene, CAS: 79-01-6

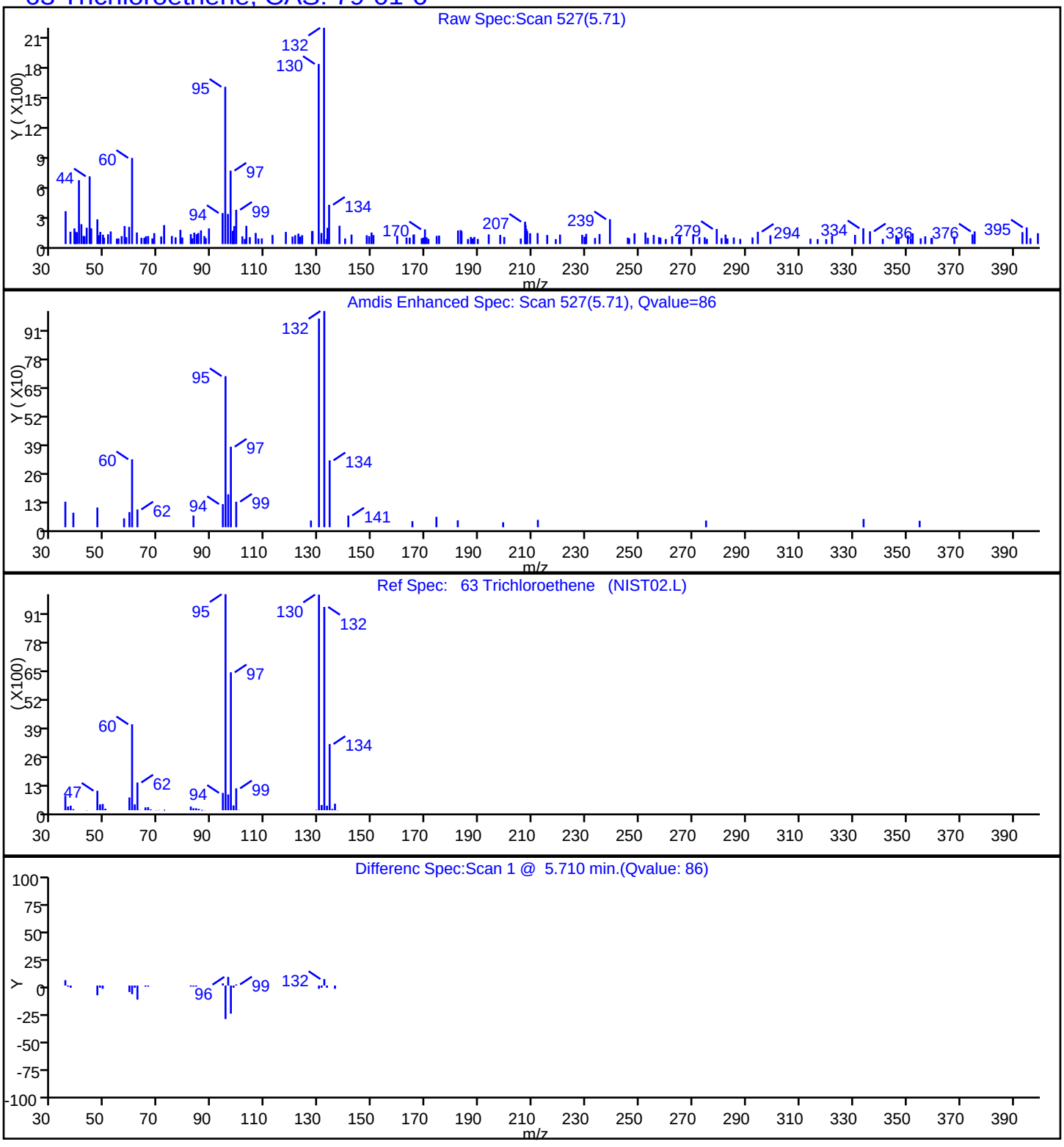

User Disabled Compound Report

TestAmerica Edison

Data File:	\\ChromNA\Edison\ChromData\CVOAMS6\20180309-68582.b\F60629.D		
Injection Date:	10-Mar-2018 04:14:30	Instrument ID:	CVOAMS6
Lims ID:	460-151079-A-40	Lab Sample ID:	460-151079-40
Client ID:	PZ-521I		
Operator ID:		ALS Bottle#:	15 Worklist Smp#: 16
Purge Vol:	5.000 mL	Dil. Factor:	1.0000
Method:	8260624W6	Limit Group:	VOA - 8260C DKQP Water and Solid
Column:	Rtx-624 (0.25 mm)	Detector	MS SCAN

82 1,1,2-Trichloroethane, CAS: 79-00-5

Processing Results

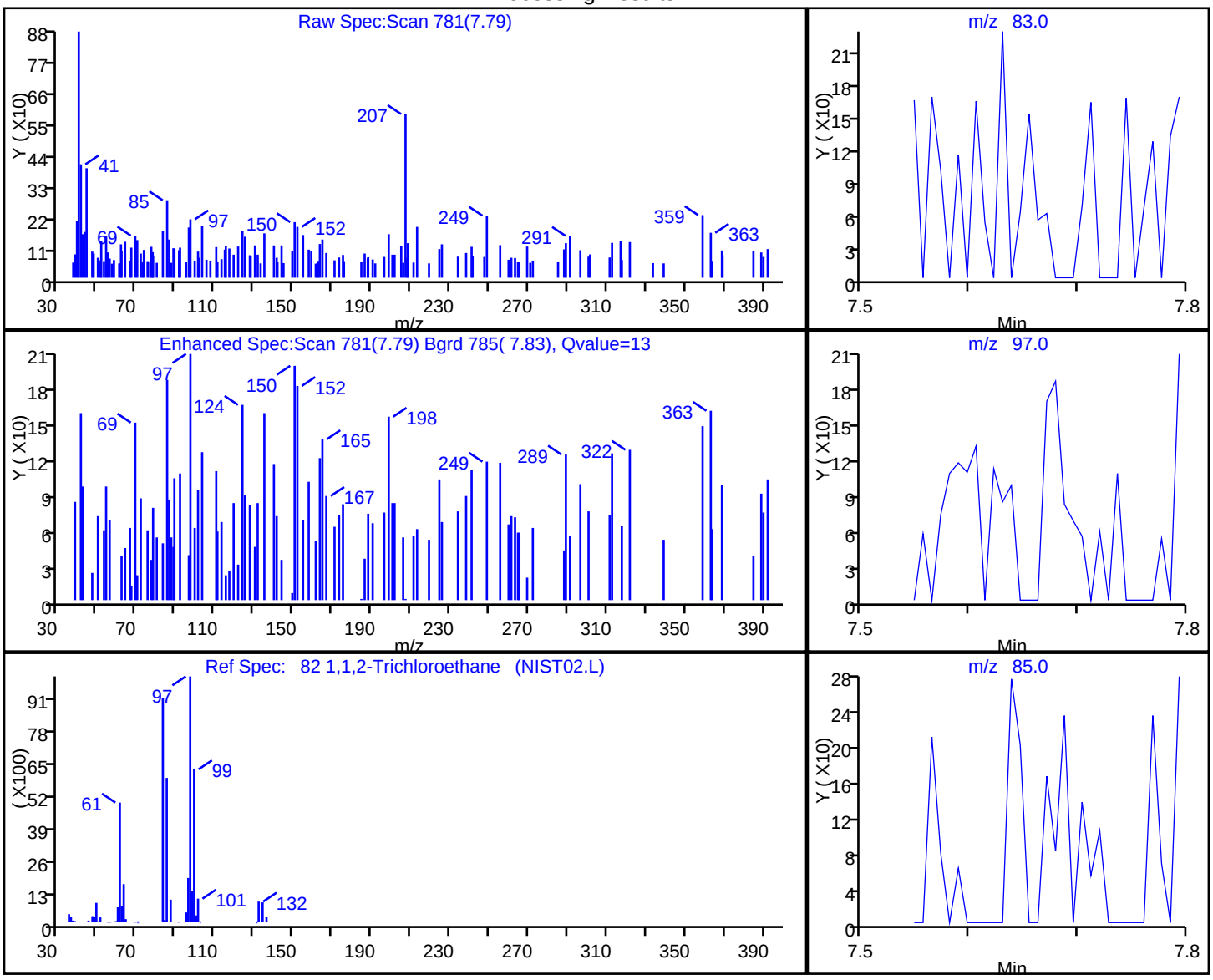

RT	Mass	Response	Amount
7.79	83.00	264	0.112754
7.79	97.00	146	
7.79	85.00	136	

Reviewer: delpolitov, 12-Mar-2018 18:07:04

Audit Action: Marked Compound Undetected Audit Reason: Invalid Compound ID

User Disabled Compound Report

TestAmerica Edison

Data File:	\\ChromNA\Edison\ChromData\CVOAMS6\20180309-68582.b\F60629.D		
Injection Date:	10-Mar-2018 04:14:30	Instrument ID:	CVOAMS6
Lims ID:	460-151079-A-40	Lab Sample ID:	460-151079-40
Client ID:	PZ-521I		
Operator ID:		ALS Bottle#:	15 Worklist Smp#: 16
Purge Vol:	5.000 mL	Dil. Factor:	1.0000
Method:	8260624W6	Limit Group:	VOA - 8260C DKQP Water and Solid
Column:	Rtx-624 (0.25 mm)	Detector	MS SCAN

124 1,2-Dibromo-3-Chloropropane, CAS: 96-12-8

Processing Results

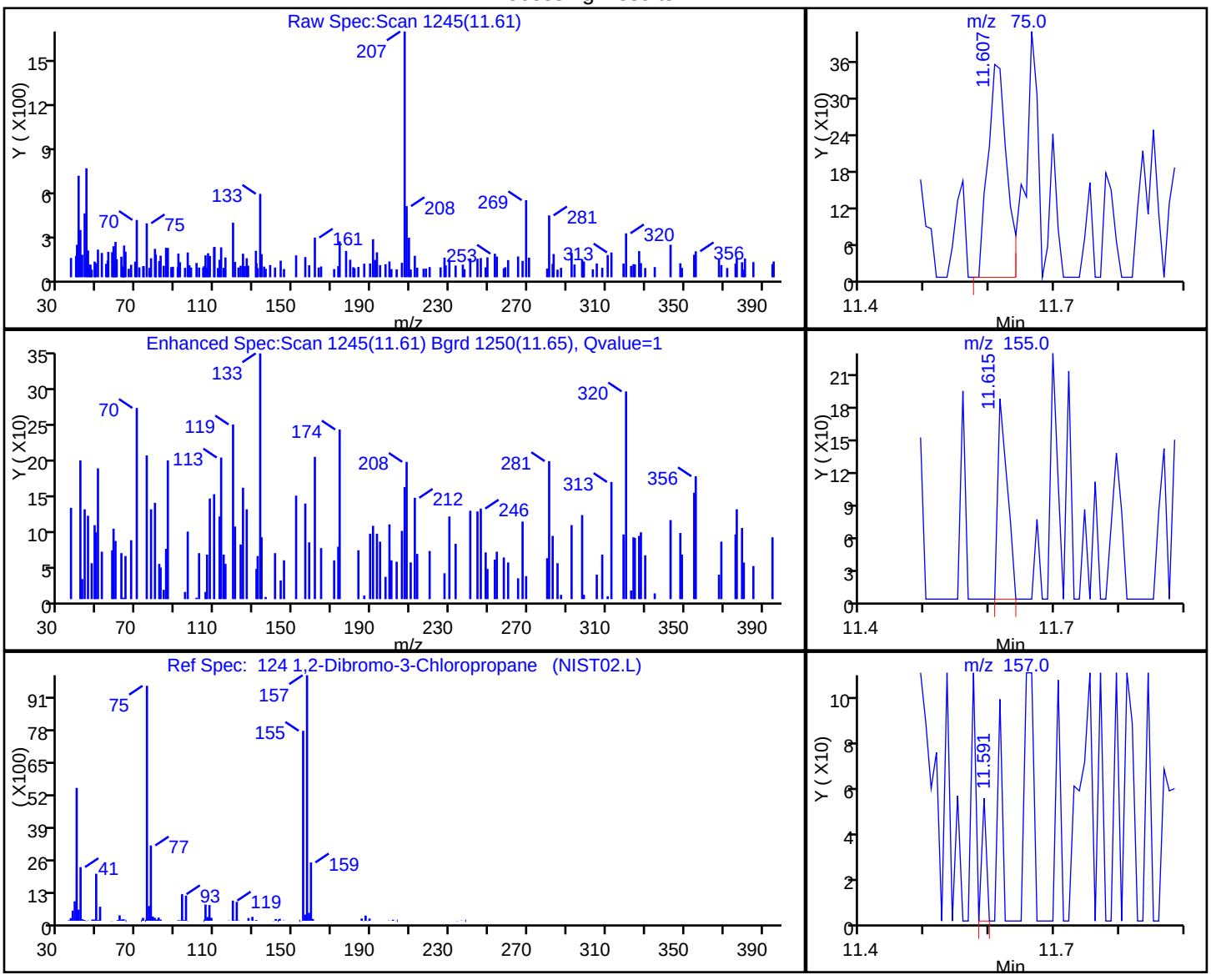

RT	Mass	Response	Amount
11.61	75.00	723	0.812929
11.62	155.00	184	
11.59	157.00	25	

Reviewer: delpolitov, 12-Mar-2018 18:07:04

Audit Action: Marked Compound Undetected Audit Reason: Invalid Compound ID

User Disabled Compound Report

TestAmerica Edison

Data File:	\\ChromNA\Edison\ChromData\CVOAMS6\20180309-68582.b\F60629.D		
Injection Date:	10-Mar-2018 04:14:30	Instrument ID:	CVOAMS6
Lims ID:	460-151079-A-40	Lab Sample ID:	460-151079-40
Client ID:	PZ-521I		
Operator ID:		ALS Bottle#:	15 Worklist Smp#: 16
Purge Vol:	5.000 mL	Dil. Factor:	1.0000
Method:	8260624W6	Limit Group:	VOA - 8260C DKQP Water and Solid
Column:	Rtx-624 (0.25 mm)	Detector	MS SCAN

59 1,2-Dichloroethane, CAS: 107-06-2

Processing Results

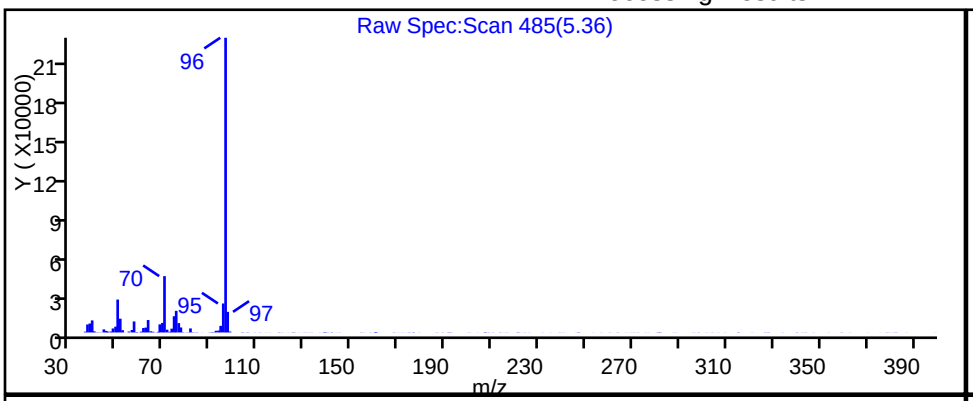

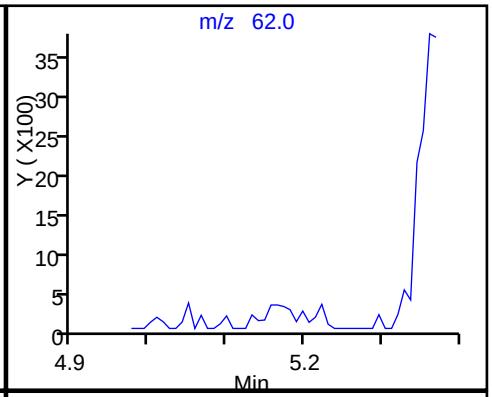

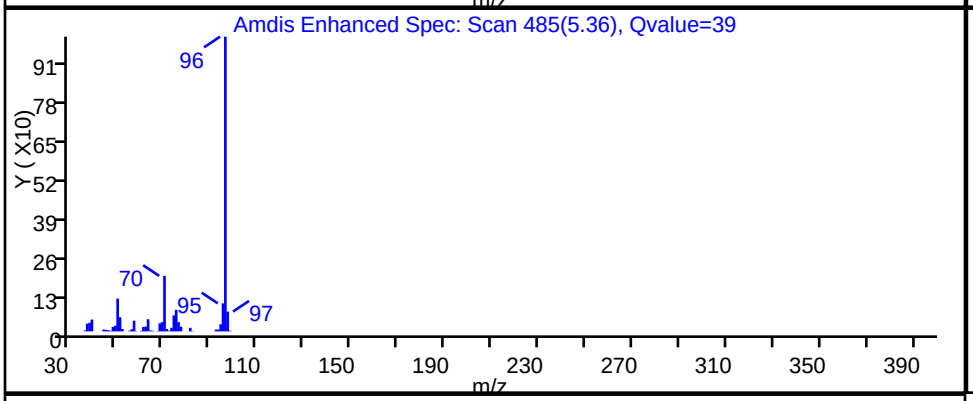

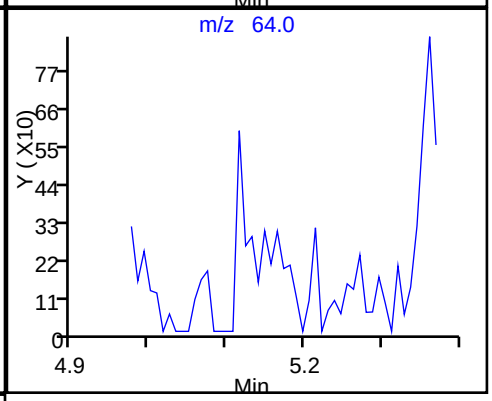

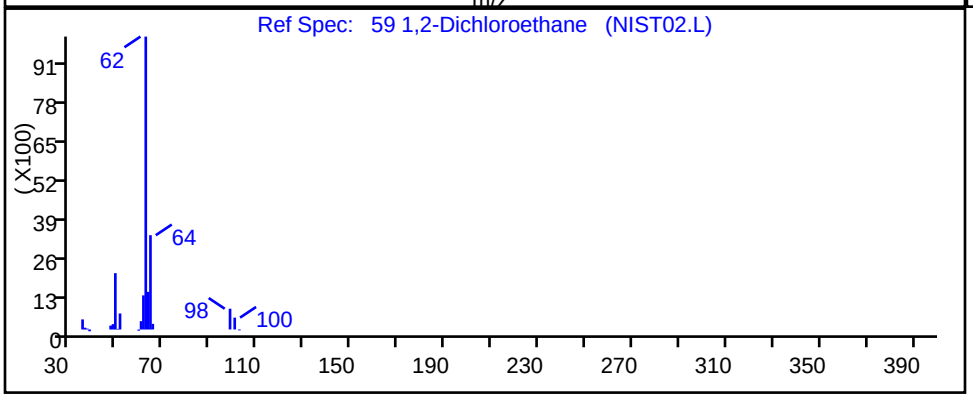

RT	Mass	Response	Amount
5.36	62.00	7889	1.940695
5.36	64.00	1771	

Reviewer: delpolitov, 12-Mar-2018 18:07:04

Audit Action: Marked Compound Undetected Audit Reason: Invalid Compound ID

User Disabled Compound Report

TestAmerica Edison

Data File:	\\ChromNA\Edison\ChromData\CVOAMS6\20180309-68582.b\F60629.D		
Injection Date:	10-Mar-2018 04:14:30	Instrument ID:	CVOAMS6
Lims ID:	460-151079-A-40	Lab Sample ID:	460-151079-40
Client ID:	PZ-521I		
Operator ID:		ALS Bottle#:	15 Worklist Smp#: 16
Purge Vol:	5.000 mL	Dil. Factor:	1.0000
Method:	8260624W6	Limit Group:	VOA - 8260C DKQP Water and Solid
Column:	Rtx-624 (0.25 mm)	Detector	MS SCAN

69 1,4-Dioxane, CAS: 123-91-1

Processing Results

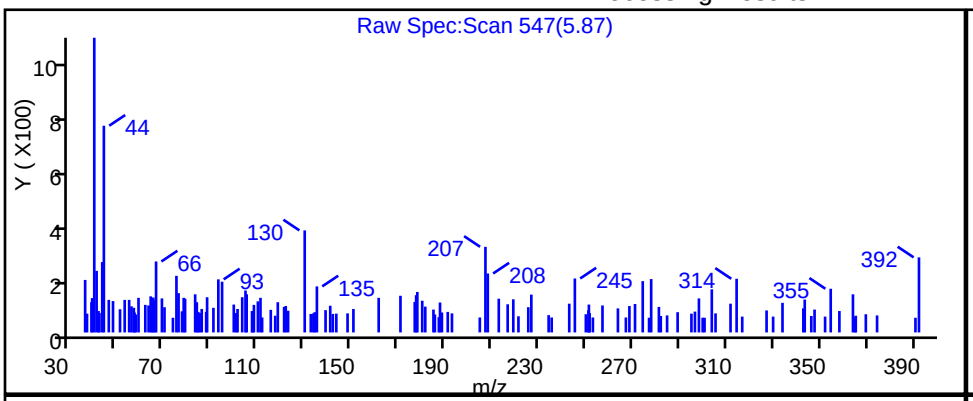

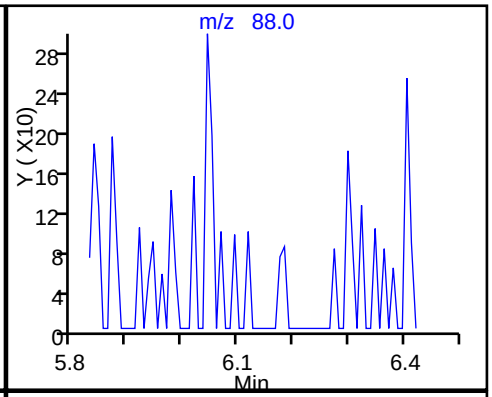

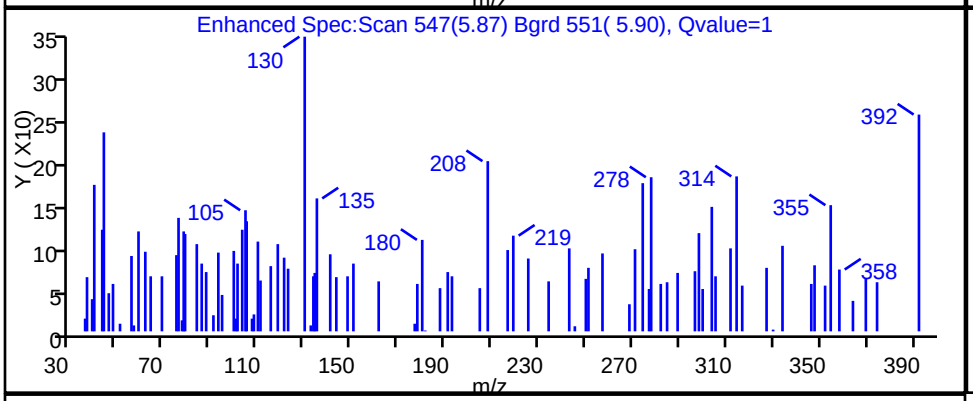

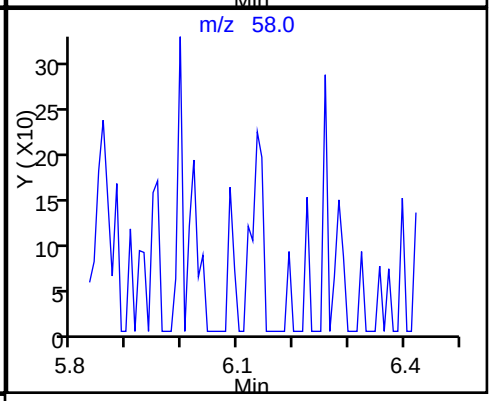

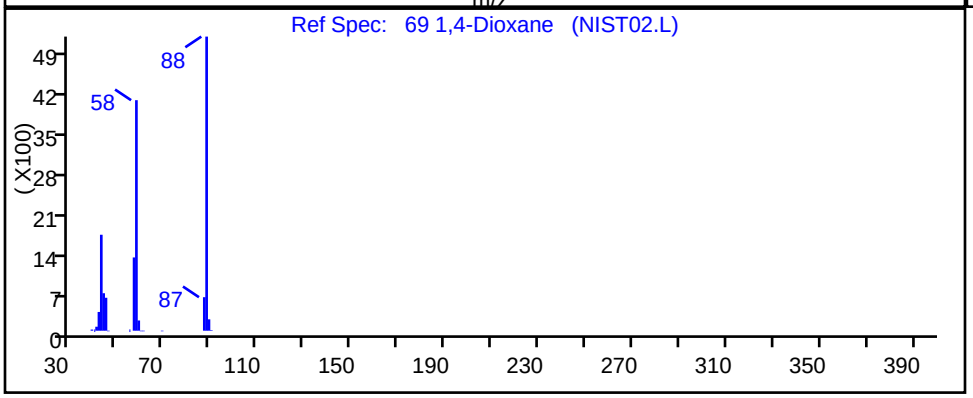

RT	Mass	Response	Amount
5.87	88.00	401	14.440886
5.86	58.00	621	

Reviewer: delpolitov, 12-Mar-2018 18:07:04

Audit Action: Marked Compound Undetected Audit Reason: Invalid Compound ID

User Disabled Compound Report

TestAmerica Edison

Data File:	\\ChromNA\Edison\ChromData\CVOAMS6\20180309-68582.b\F60629.D		
Injection Date:	10-Mar-2018 04:14:30	Instrument ID:	CVOAMS6
Lims ID:	460-151079-A-40	Lab Sample ID:	460-151079-40
Client ID:	PZ-521I		
Operator ID:		ALS Bottle#:	15 Worklist Smp#: 16
Purge Vol:	5.000 mL	Dil. Factor:	1.0000
Method:	8260624W6	Limit Group:	VOA - 8260C DKQP Water and Solid
Column:	Rtx-624 (0.25 mm)	Detector	MS SCAN

41 2-Butanone (MEK), CAS: 78-93-3

Processing Results

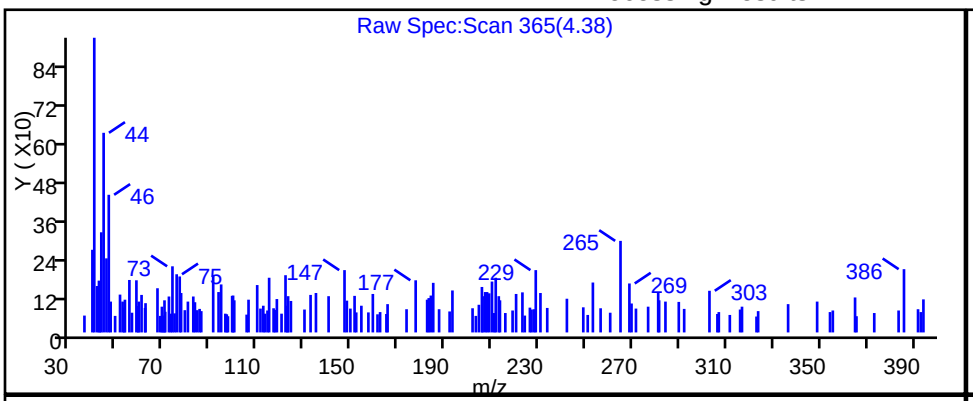

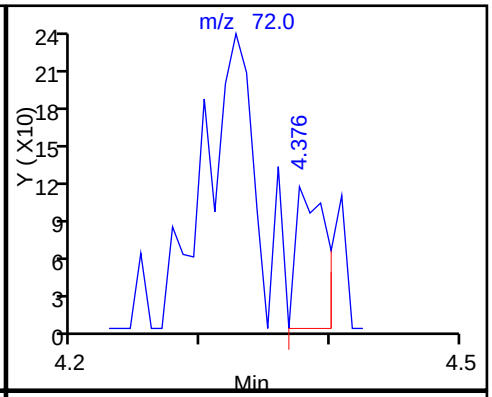

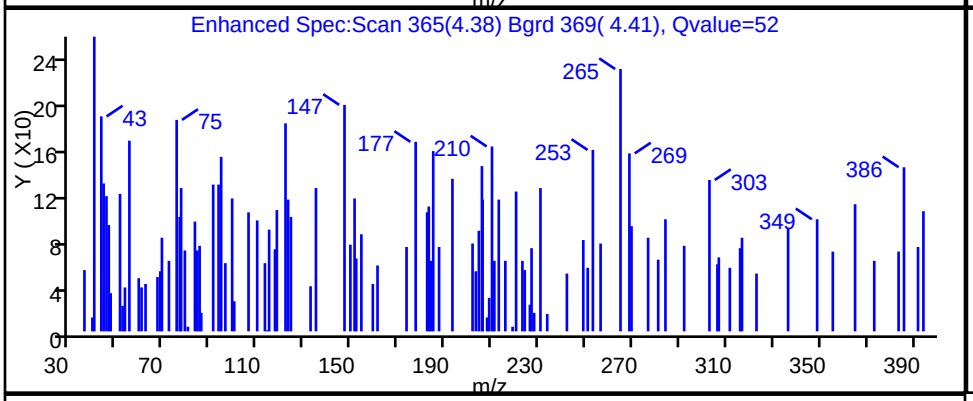

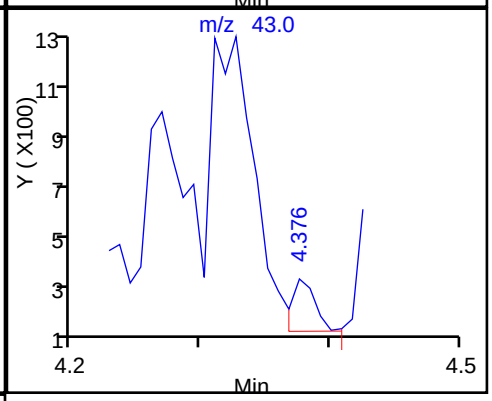

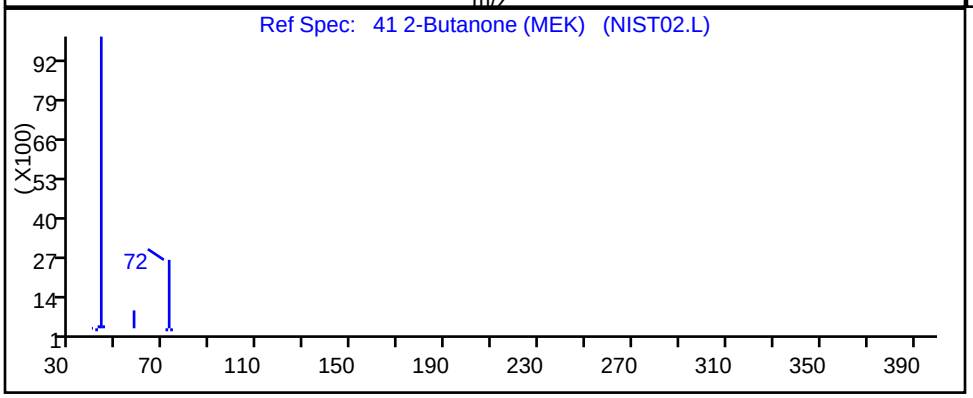

RT	Mass	Response	Amount
4.38	72.00	181	2.447098
4.38	43.00	250	

Reviewer: delpolitov, 12-Mar-2018 18:07:04

Audit Action: Marked Compound Undetected Audit Reason: Invalid Compound ID

User Disabled Compound Report

TestAmerica Edison

Data File:	\\ChromNA\Edison\ChromData\CVOAMS6\20180309-68582.b\F60629.D		
Injection Date:	10-Mar-2018 04:14:30	Instrument ID:	CVOAMS6
Lims ID:	460-151079-A-40	Lab Sample ID:	460-151079-40
Client ID:	PZ-521I		
Operator ID:		ALS Bottle#:	15 Worklist Smp#: 16
Purge Vol:	5.000 mL	Dil. Factor:	1.0000
Method:	8260624W6	Limit Group:	VOA - 8260C DKQP Water and Solid
Column:	Rtx-624 (0.25 mm)	Detector	MS SCAN

77 4-Methyl-2-pentanone (MIBK), CAS: 108-10-1

Processing Results

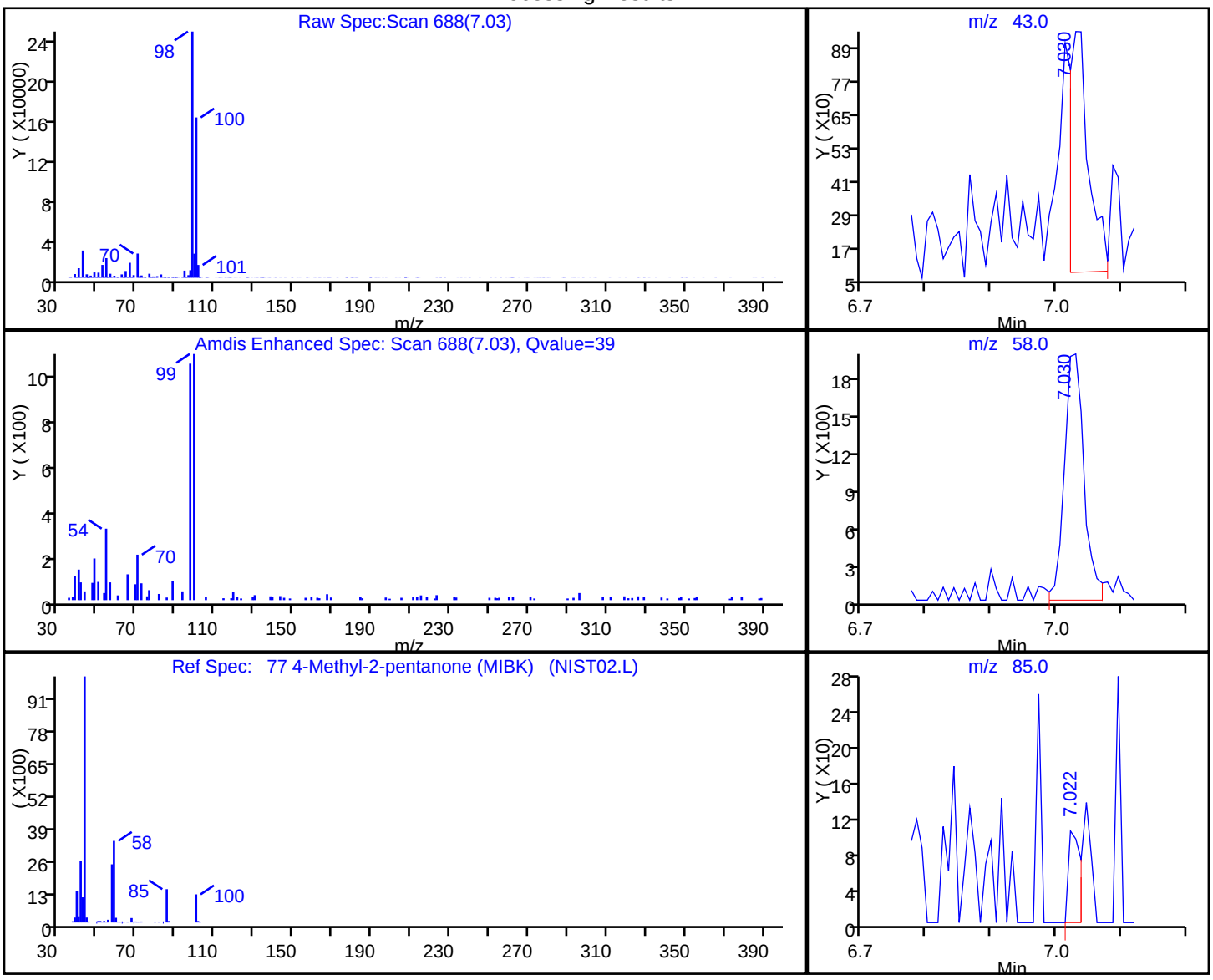

RT	Mass	Response	Amount
7.03	43.00	1765	0.823088
7.03	58.00	4150	
7.02	85.00	132	
7.03	100.00	320737	

Reviewer: delpolitov, 12-Mar-2018 18:07:04

Audit Action: Marked Compound Undetected Audit Reason: Invalid Compound ID

User Disabled Compound Report

TestAmerica Edison

Data File:	\\ChromNA\Edison\ChromData\CVOAMS6\20180309-68582.b\F60629.D		
Injection Date:	10-Mar-2018 04:14:30	Instrument ID:	CVOAMS6
Lims ID:	460-151079-A-40	Lab Sample ID:	460-151079-40
Client ID:	PZ-521I		
Operator ID:		ALS Bottle#:	15 Worklist Smp#: 16
Purge Vol:	5.000 mL	Dil. Factor:	1.0000
Method:	8260624W6	Limit Group:	VOA - 8260C DKQP Water and Solid
Column:	Rtx-624 (0.25 mm)	Detector	MS SCAN

6 Bromomethane, CAS: 74-83-9

Processing Results

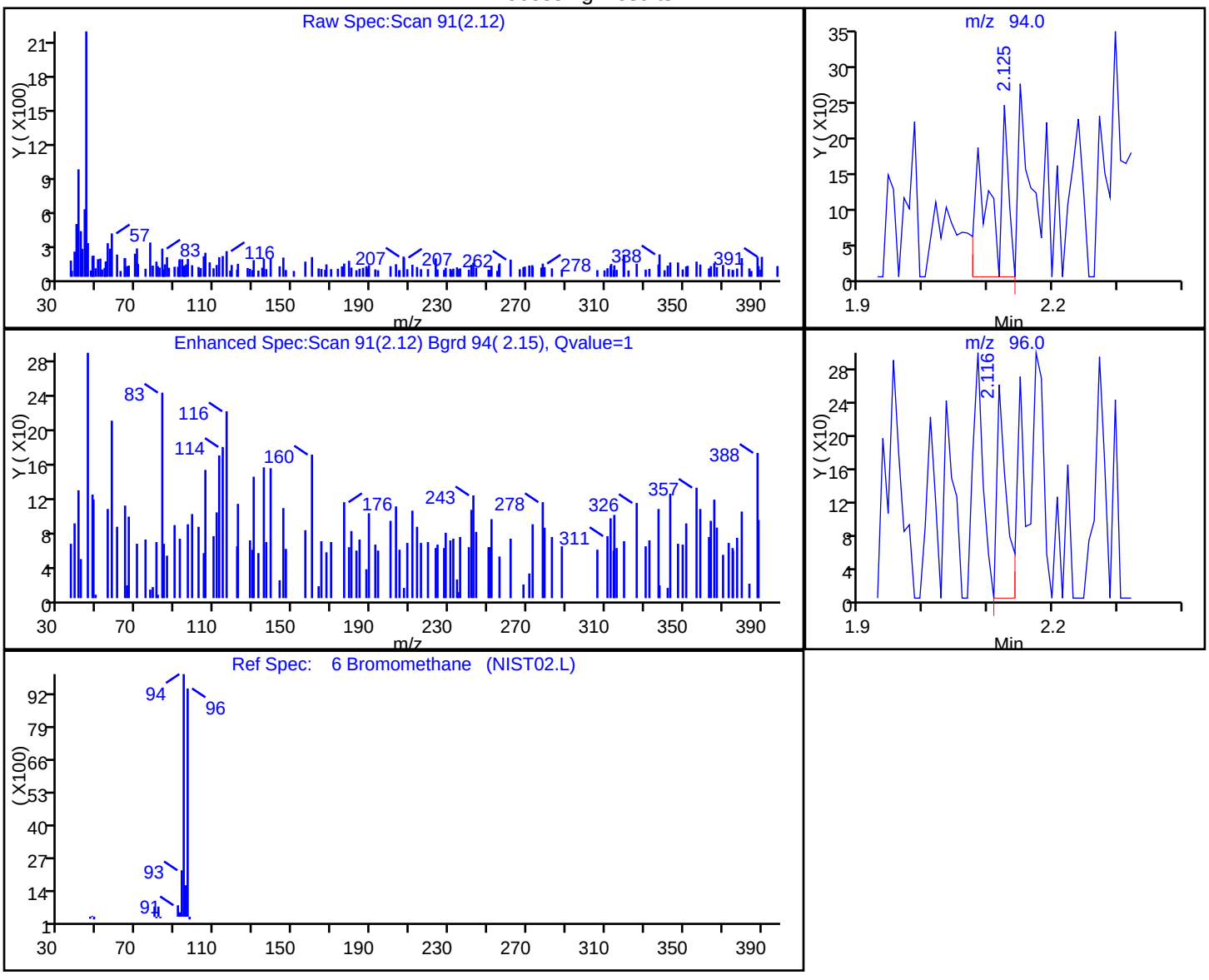

RT	Mass	Response	Amount
2.12	94.00	432	0.186546
2.12	96.00	267	

Reviewer: delpolitov, 12-Mar-2018 18:07:04

Audit Action: Marked Compound Undetected Audit Reason: Invalid Compound ID

User Disabled Compound Report

TestAmerica Edison

Data File:	\\ChromNA\Edison\ChromData\CVOAMS6\20180309-68582.b\F60629.D		
Injection Date:	10-Mar-2018 04:14:30	Instrument ID:	CVOAMS6
Lims ID:	460-151079-A-40	Lab Sample ID:	460-151079-40
Client ID:	PZ-521I		
Operator ID:		ALS Bottle#:	15 Worklist Smp#: 16
Purge Vol:	5.000 mL	Dil. Factor:	1.0000
Method:	8260624W6	Limit Group:	VOA - 8260C DKQP Water and Solid
Column:	Rtx-624 (0.25 mm)	Detector	MS SCAN

24 Methyl acetate, CAS: 79-20-9

Processing Results

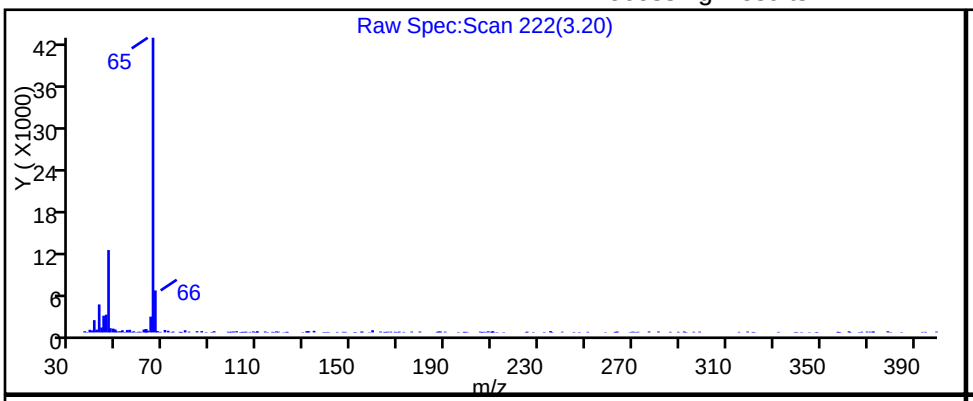

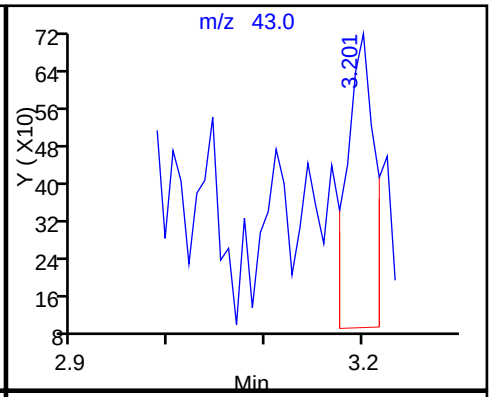

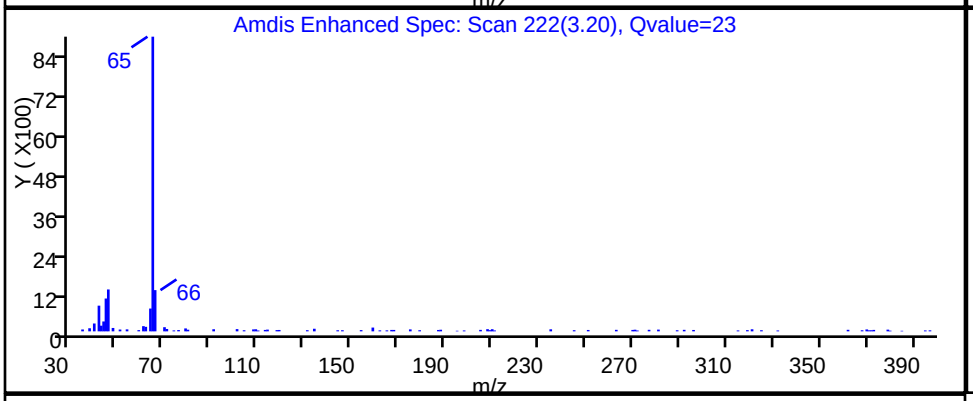

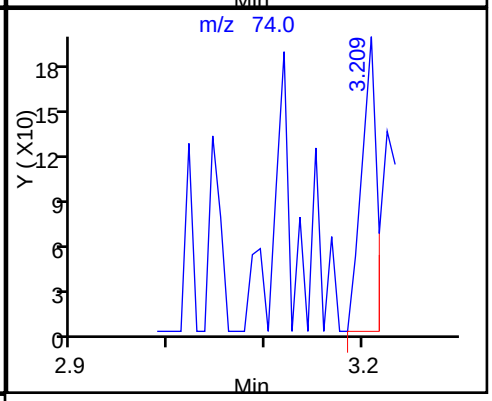

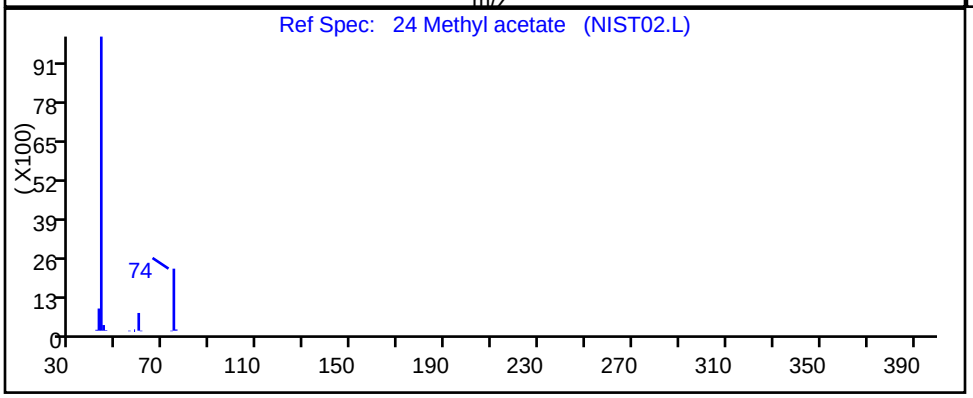

RT	Mass	Response	Amount
3.20	43.00	1235	0.617469
3.21	74.00	213	

Reviewer: delpolitov, 12-Mar-2018 18:07:04

Audit Action: Marked Compound Undetected Audit Reason: Invalid Compound ID

User Disabled Compound Report

TestAmerica Edison

Data File:	\\ChromNA\Edison\ChromData\CVOAMS6\20180309-68582.b\F60629.D		
Injection Date:	10-Mar-2018 04:14:30	Instrument ID:	CVOAMS6
Lims ID:	460-151079-A-40	Lab Sample ID:	460-151079-40
Client ID:	PZ-521I		
Operator ID:		ALS Bottle#:	15 Worklist Smp#: 16
Purge Vol:	5.000 mL	Dil. Factor:	1.0000
Method:	8260624W6	Limit Group:	VOA - 8260C DKQP Water and Solid
Column:	Rtx-624 (0.25 mm)	Detector	MS SCAN

4 Vinyl chloride, CAS: 75-01-4

Processing Results

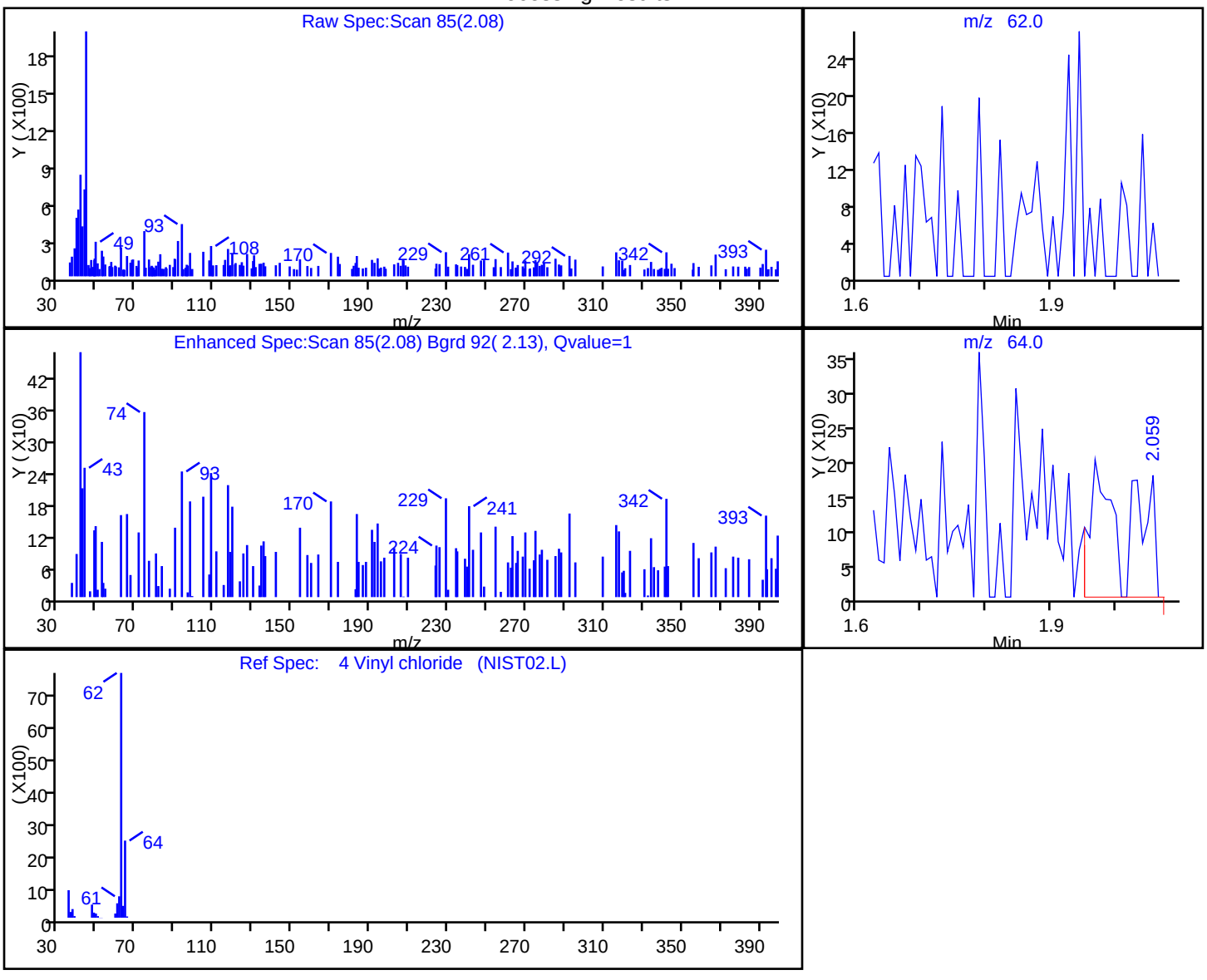

RT	Mass	Response	Amount
2.08	62.00	221	0.060582
2.06	64.00	816	

Reviewer: delpolitov, 12-Mar-2018 18:07:04

Audit Action: Marked Compound Undetected Audit Reason: Invalid Compound ID

FORM I
GC/MS VOA ORGANICS ANALYSIS DATA SHEET

Lab Name: TestAmerica Edison | Job No.: 460-151079-1

SDG No.:

Client Sample ID: PZ-522S | Lab Sample ID: 460-151079-41

Matrix: Water | Lab File ID: F60630.D

Analysis Method: 8260C | Date Collected: 02/27/2018 11:55

Sample wt/vol: 5(mL) | Date Analyzed: 03/10/2018 04:38

Soil Aliquot Vol: | Dilution Factor: 1

Soil Extract Vol.: | GC Column: Rtx-624 ID: 0.25(mm)

% Moisture: | Level: (low/med) Low

Analysis Batch No.: 502566 | Units: ug/L

CAS NO.	COMPOUND NAME	RESULT	Q	RL	MDL
71-55-6	1,1,1-Trichloroethane	0.28	U	1.0	0.28
79-34-5	1,1,2,2-Tetrachloroethane	0.19	U	1.0	0.19
79-00-5	1,1,2-Trichloroethane	0.080	U	1.0	0.080
75-34-3	1,1-Dichloroethane	0.24	U	1.0	0.24
75-35-4	1,1-Dichloroethene	0.34	U	1.0	0.34
87-61-6	1,2,3-Trichlorobenzene	0.35	U	1.0	0.35
120-82-1	1,2,4-Trichlorobenzene	0.27	U	1.0	0.27
96-12-8	1,2-Dibromo-3-Chloropropane	0.23	U	1.0	0.23
106-93-4	1,2-Dibromoethane	0.19	U	1.0	0.19
95-50-1	1,2-Dichlorobenzene	0.22	U	1.0	0.22
107-06-2	1,2-Dichloroethane	0.25	U	1.0	0.25
78-87-5	1,2-Dichloropropane	0.18	U	1.0	0.18
541-73-1	1,3-Dichlorobenzene	0.33	U	1.0	0.33
106-46-7	1,4-Dichlorobenzene	0.33	U	1.0	0.33
123-91-1	1,4-Dioxane	8.7	U *	50	8.7
78-93-3	2-Butanone	2.2	U	5.0	2.2
591-78-6	2-Hexanone	0.72	U	5.0	0.72
108-10-1	4-Methyl-2-pentanone	0.63	U	5.0	0.63
67-64-1	Acetone	1.1	U	5.0	1.1
71-43-2	Benzene	0.090	U	1.0	0.090
74-97-5	Bromochloromethane	0.30	U	1.0	0.30
75-27-4	Bromodichloromethane	0.15	U	1.0	0.15
75-25-2	Bromoform	0.18	U	1.0	0.18
74-83-9	Bromomethane	0.18	U	1.0	0.18
75-15-0	Carbon disulfide	0.22	U	1.0	0.22
56-23-5	Carbon tetrachloride	0.33	U	1.0	0.33
108-90-7	Chlorobenzene	0.24	U	1.0	0.24
75-00-3	Chloroethane	0.37	U	1.0	0.37
67-66-3	Chloroform	0.22	U	1.0	0.22
74-87-3	Chloromethane	0.22	U	1.0	0.22
156-59-2	cis-1,2-Dichloroethene	0.26	U	1.0	0.26
10061-01-5	cis-1,3-Dichloropropene	0.16	U	1.0	0.16
110-82-7	Cyclohexane	0.26	U	1.0	0.26
124-48-1	Dibromochloromethane	0.22	U	1.0	0.22
75-71-8	Dichlorodifluoromethane	0.14	U	1.0	0.14
100-41-4	Ethylbenzene	0.30	U	1.0	0.30

FORM I
GC/MS VOA ORGANICS ANALYSIS DATA SHEET

Lab Name: TestAmerica Edison | Job No.: 460-151079-1

SDG No.:

Client Sample ID: PZ-522S | Lab Sample ID: 460-151079-41

Matrix: Water | Lab File ID: F60630.D

Analysis Method: 8260C | Date Collected: 02/27/2018 11:55

Sample wt/vol: 5(mL) | Date Analyzed: 03/10/2018 04:38

Soil Aliquot Vol: | Dilution Factor: 1

Soil Extract Vol.: | GC Column: Rtx-624 ID: 0.25(mm)

% Moisture: | Level: (low/med) Low

Analysis Batch No.: 502566 | Units: ug/L

CAS NO.	COMPOUND NAME	RESULT	Q	RL	MDL
76-13-1	Freon TF	0.34	U	1.0	0.34
98-82-8	Isopropylbenzene	0.32	U	1.0	0.32
179601-23-1	m&p-Xylene	0.28	U	1.0	0.28
79-20-9	Methyl acetate	0.58	U	5.0	0.58
108-87-2	Methylcyclohexane	0.22	U	1.0	0.22
75-09-2	Methylene Chloride	0.50	J	1.0	0.21
1634-04-4	MTBE	0.13	U	1.0	0.13
95-47-6	o-Xylene	0.32	U	1.0	0.32
100-42-5	Styrene	0.17	U	1.0	0.17
127-18-4	Tetrachloroethene	0.12	U	1.0	0.12
108-88-3	Toluene	0.25	U	1.0	0.25
156-60-5	trans-1,2-Dichloroethene	0.18	U	1.0	0.18
10061-02-6	trans-1,3-Dichloropropene	0.19	U	1.0	0.19
79-01-6	Trichloroethene	0.22	U	1.0	0.22
75-69-4	Trichlorofluoromethane	0.15	U	1.0	0.15
75-01-4	Vinyl chloride	0.060	U	1.0	0.060

CAS NO.	SURROGATE	%REC	Q	LIMITS
17060-07-0	1,2-Dichloroethane-d4 (Surr)	99		70-130
460-00-4	Bromofluorobenzene	105		70-130
1868-53-7	Dibromofluoromethane (Surr)	107		70-130
2037-26-5	Toluene-d8 (Surr)	95		70-130

FORM I
GC/MS VOA ORGANICS ANALYSIS DATA SHEET
TENTATIVELY IDENTIFIED COMPOUNDS

Lab Name: TestAmerica Edison Job No.: 460-151079-1

SDG No.:

Client Sample ID: PZ-522S Lab Sample ID: 460-151079-41

Matrix: Water Lab File ID: F60630.D

Analysis Method: 8260C Date Collected: 02/27/2018 11:55

Sample wt/vol: 5(mL) Date Analyzed: 03/10/2018 04:38

Soil Aliquot Vol: Dilution Factor: 1

Soil Extract Vol.: GC Column: Rtx-624 ID: 0.25(mm)

% Moisture: Level: (low/med) Low

Analysis Batch No.: 502566 Units: ug/L

Number TICs Found: 0 TIC Result Total: 0

CAS NO.	COMPOUND NAME	RT	RESULT	Q	MATCH QUALITY
	Tentatively Identified Compound		None		

FORM I-TIC 8260C

TestAmerica Edison
Target Compound Quantitation Report

Data File: \\ChromNA\Edison\ChromData\CVOAMS6\20180309-68582.b\F60630.D
Lims ID: 460-151079-A-41
Client ID: PZ-522S
Sample Type: Client
Inject. Date: 10-Mar-2018 04:38:30 ALS Bottle#: 16 Worklist Smp#: 17
Purge Vol: 5.000 mL Dil. Factor: 1.0000
Sample Info: 460-151079-A-41
Misc. Info.: 460-0068582-017
Operator ID: Instrument ID: CVOAMS6

Method: \\ChromNA\Edison\ChromData\CVOAMS6\20180309-68582.b\8260624W6.m
Limit Group: VOA - 8260C DKQP Water and Solid
Last Update: 12-Mar-2018 18:07:26 Calib Date: 09-Mar-2018 04:49:30
Integrator: RTE ID Type: Deconvolution ID
Quant Method: Internal Standard Quant By: Initial Calibration
Last ICal File: \\ChromNA\Edison\ChromData\CVOAMS6\20180309-68530.b\F60575.D

Column 1 : Rtx-624 (0.25 mm) Det: MS SCAN
Process Host: XAWRK008

First Level Reviewer: moroneyc Date: 12-Mar-2018 06:50:27

Compound	Sig	RT (min.)	Exp RT (min.)	Dlt RT (min.)	Q	Response	OnCol Amt ug/l	Flags
* 26 TBA-d9 (IS)	65	3.217	3.217	0.000	0	222181	1000.0	
27 Methylene Chloride	84	3.242	3.234	0.008	30	1835	0.5009	
* 38 2-Butanone-d5	46	4.269	4.277	-0.008	0	205733	250.0	
$ 51 Dibromofluoromethane (Surr	113	4.754	4.754	0.000	97	152135	53.6	
$ 56 1,2-Dichloroethane-d4 (Sur	65	5.099	5.099	0.000	0	149857	49.6	
* 61 Fluorobenzene	96	5.370	5.370	0.000	99	489887	50.0	
* 67 1,4-Dioxane-d8	96	6.060	6.060	0.000	0	22362	1000.0	
$ 78 Toluene-d8 (Surr)	98	7.030	7.030	0.000	99	483584	47.7	
* 89 Chlorobenzene-d5	117	8.821	8.821	0.000	84	417989	50.0	
$ 100 4-Bromofluorobenzene	174	10.070	10.070	0.000	95	211236	52.4	
* 116 1,4-Dichlorobenzene-d4	152	10.941	10.941	0.000	93	285010	50.0	

Reagents:

VOA6IS/SURR_00009 Amount Added: 5.00 Units: uL Run Reagent

Report Date: 12-Mar-2018 18:07:27 Chrom Revision: 2.2 08-Feb-2018 13:38:42

TestAmerica Edison

Data File: \\ChromNA\Edison\ChromData\CVOAMS6\20180309-68582.b\F60630.D

Injection Date:	10-Mar-2018 04:38:30	Instrument ID:	CVOAMS6	Operator ID:	
Lims ID:	460-151079-A-41	Lab Sample ID:	460-151079-41	Worklist Smp#:	17
Client ID:	PZ-522S				
Purge Vol:	5.000 mL	Dil. Factor:	1.0000	ALS Bottle#:	16
Method:	8260624W6	Limit Group:	VOA - 8260C DKQP Water and Solid		

Column: Rtx-624 (0.25 mm)

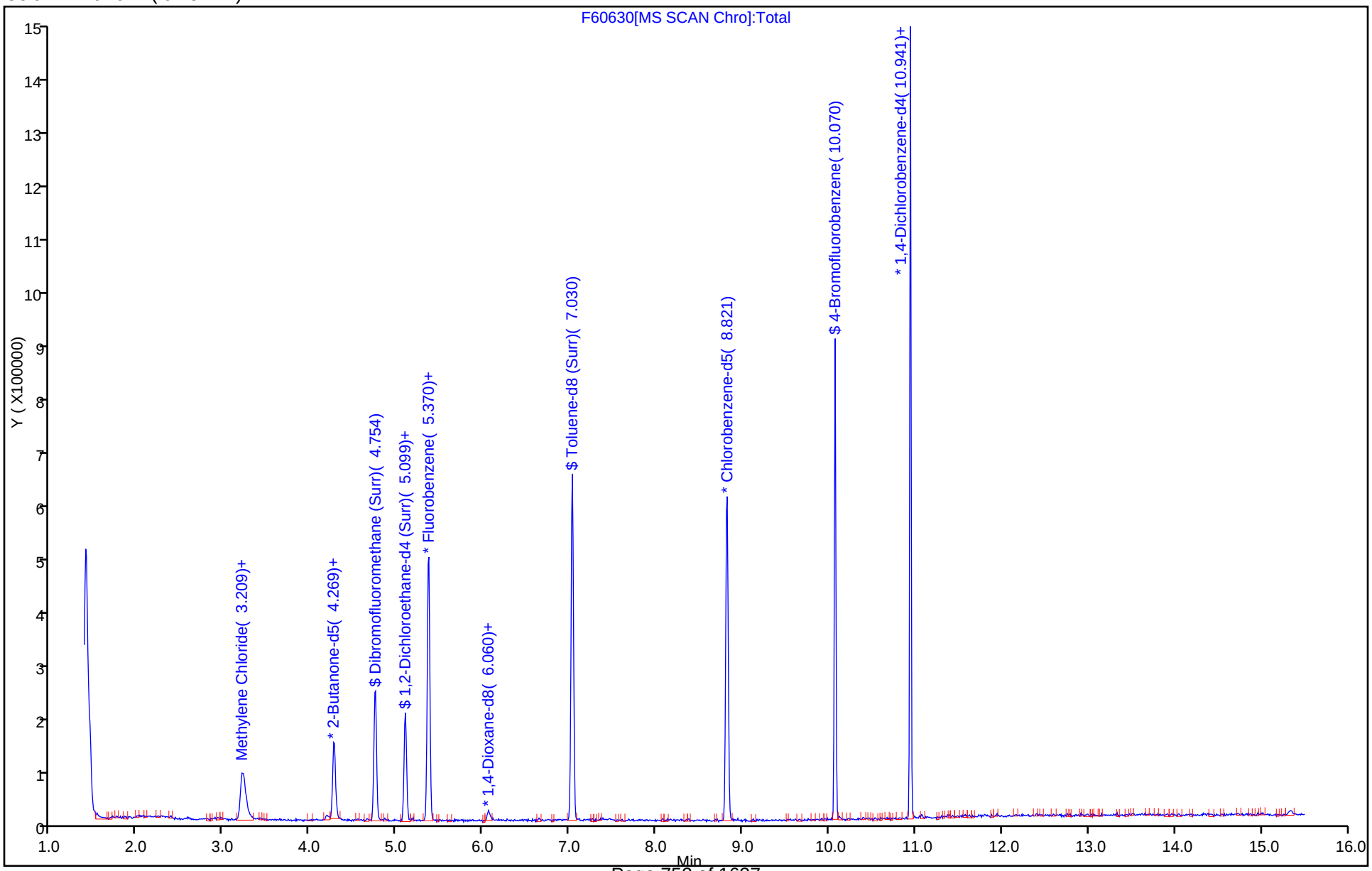

Report Date: 12-Mar-2018 18:07:27 Chrom Revision: 2.2 08-Feb-2018 13:38:42

TestAmerica Edison

Data File: \\ChromNA\Edison\ChromData\CVOAMS6\20180309-68582.b\F60630.D

Injection Date:	10-Mar-2018 04:38:30	Instrument ID:	CVOAMS6
Lims ID:	460-151079-A-41	Lab Sample ID:	460-151079-41
Client ID:	PZ-522S		
Operator ID:		ALS Bottle#:	16 Worklist Smp#: 17
Purge Vol:	5.000 mL	Dil. Factor:	1.0000
Method:	8260624W6	Limit Group:	VOA - 8260C DKQP Water and Solid
Column:	Rtx-624 (0.25 mm)	Detector	MS SCAN

27 Methylene Chloride, CAS: 75-09-2

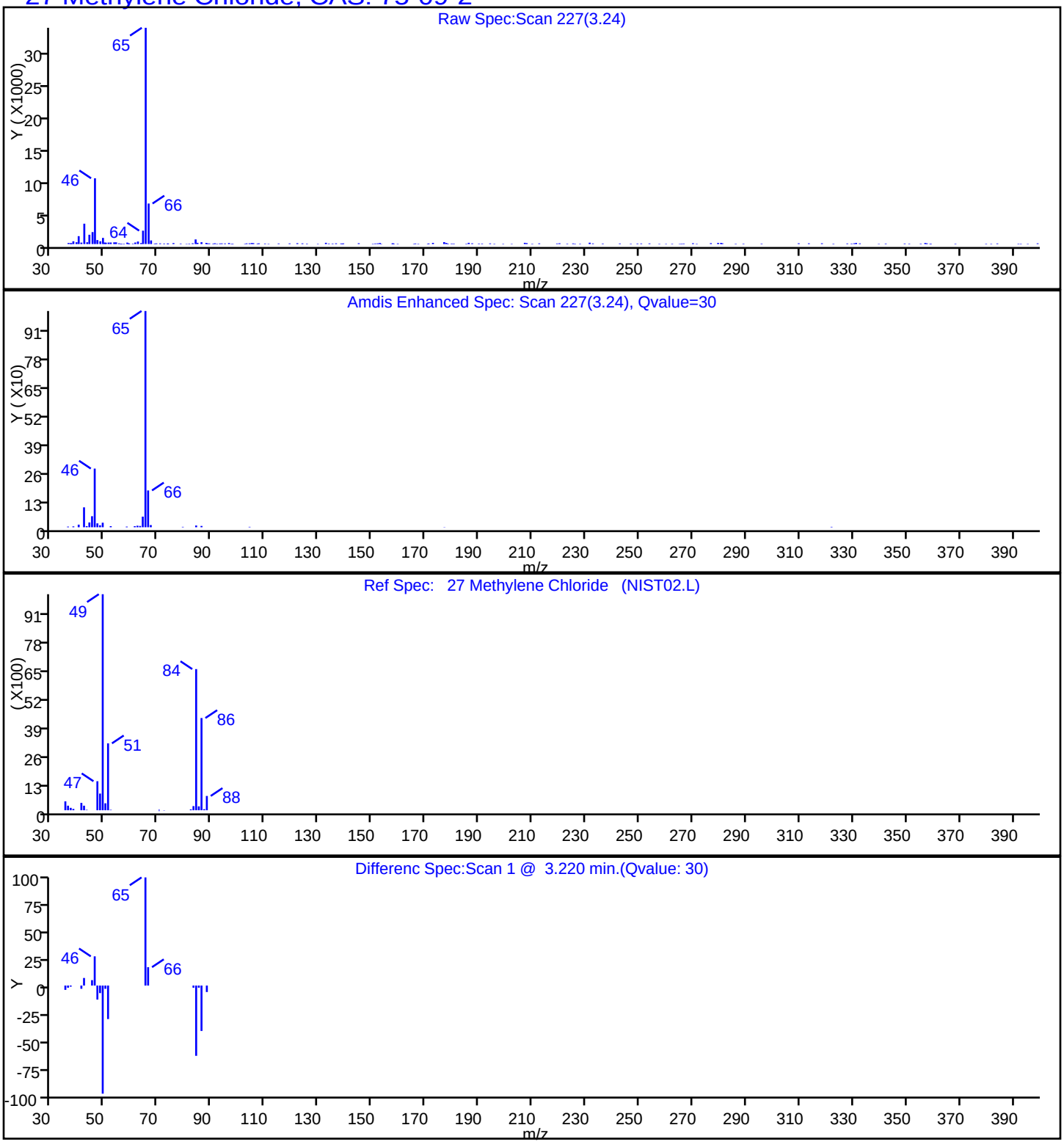

User Disabled Compound Report

TestAmerica Edison

Data File:	\\ChromNA\Edison\ChromData\CVOAMS6\20180309-68582.b\F60630.D		
Injection Date:	10-Mar-2018 04:38:30	Instrument ID:	CVOAMS6
Lims ID:	460-151079-A-41	Lab Sample ID:	460-151079-41
Client ID:	PZ-522S		
Operator ID:		ALS Bottle#:	16 Worklist Smp#: 17
Purge Vol:	5.000 mL	Dil. Factor:	1.0000
Method:	8260624W6	Limit Group:	VOA - 8260C DKQP Water and Solid
Column:	Rtx-624 (0.25 mm)	Detector	MS SCAN

82 1,1,2-Trichloroethane, CAS: 79-00-5

Processing Results

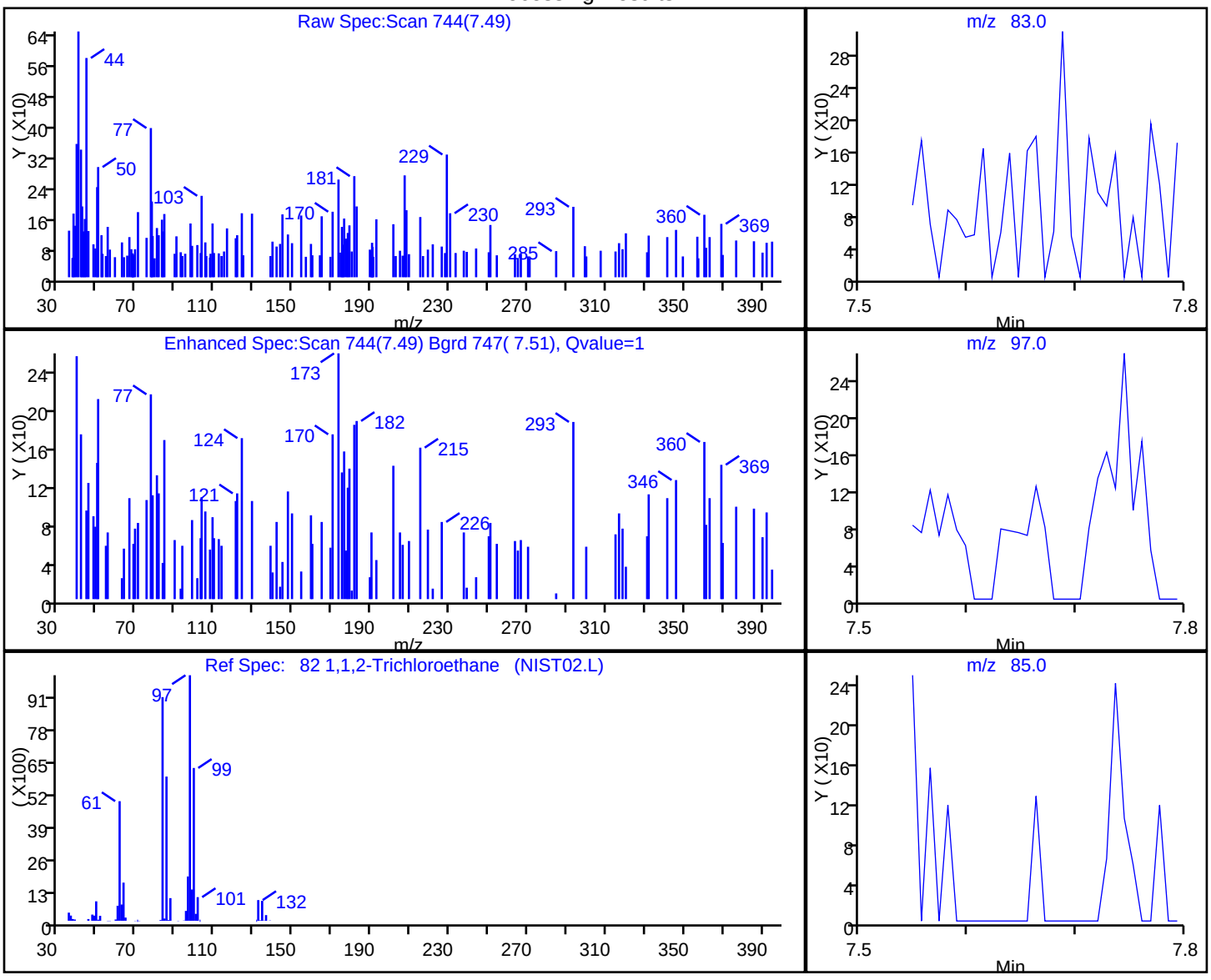

RT	Mass	Response	Amount
7.49	83.00	247	0.103998
7.49	97.00	231	
7.51	85.00	266	

Reviewer: delpolitov, 12-Mar-2018 18:07:26

Audit Action: Marked Compound Undetected Audit Reason: Invalid Compound ID

User Disabled Compound Report

TestAmerica Edison

Data File:	\\ChromNA\Edison\ChromData\CVOAMS6\20180309-68582.b\F60630.D		
Injection Date:	10-Mar-2018 04:38:30	Instrument ID:	CVOAMS6
Lims ID:	460-151079-A-41	Lab Sample ID:	460-151079-41
Client ID:	PZ-522S		
Operator ID:		ALS Bottle#:	16 Worklist Smp#: 17
Purge Vol:	5.000 mL	Dil. Factor:	1.0000
Method:	8260624W6	Limit Group:	VOA - 8260C DKQP Water and Solid
Column:	Rtx-624 (0.25 mm)	Detector	MS SCAN

124 1,2-Dibromo-3-Chloropropane, CAS: 96-12-8

Processing Results

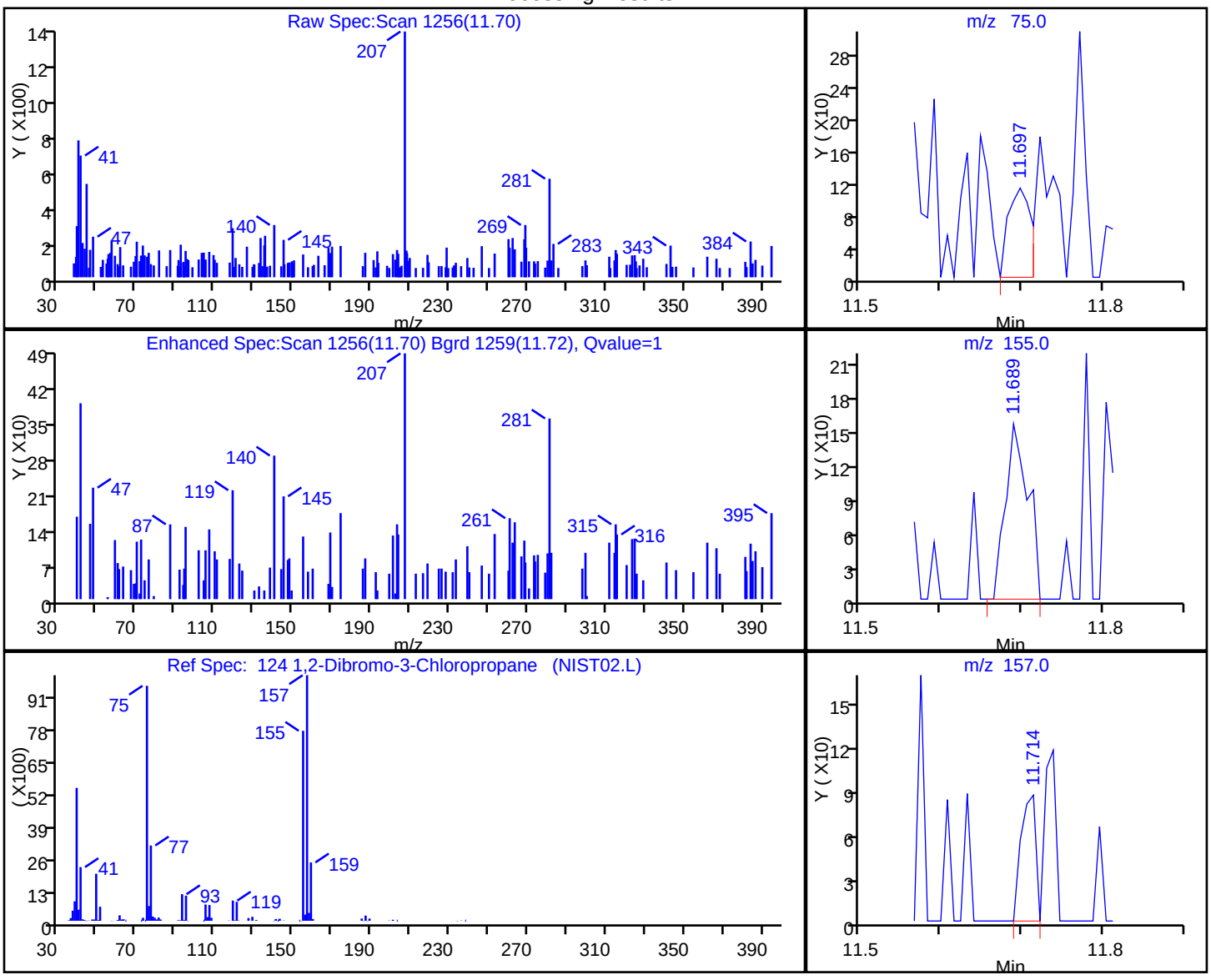

RT	Mass	Response	Amount
11.70	75.00	217	0.235781
11.69	155.00	299	
11.71	157.00	107	

Reviewer: delpolitov, 12-Mar-2018 18:07:26

Audit Action: Marked Compound Undetected Audit Reason: Invalid Compound ID

User Disabled Compound Report

TestAmerica Edison

Data File:	\\ChromNA\Edison\ChromData\CVOAMS6\20180309-68582.b\F60630.D		
Injection Date:	10-Mar-2018 04:38:30	Instrument ID:	CVOAMS6
Lims ID:	460-151079-A-41	Lab Sample ID:	460-151079-41
Client ID:	PZ-522S		
Operator ID:		ALS Bottle#:	16 Worklist Smp#: 17
Purge Vol:	5.000 mL	Dil. Factor:	1.0000
Method:	8260624W6	Limit Group:	VOA - 8260C DKQP Water and Solid
Column:	Rtx-624 (0.25 mm)	Detector	MS SCAN

59 1,2-Dichloroethane, CAS: 107-06-2

Processing Results

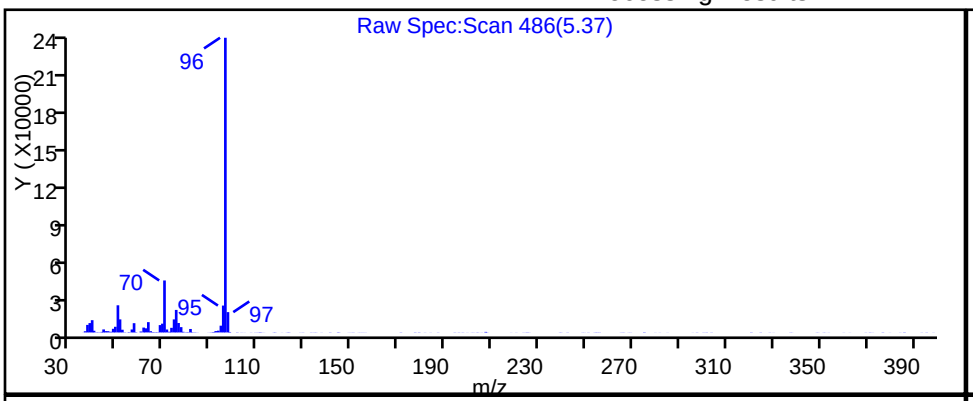

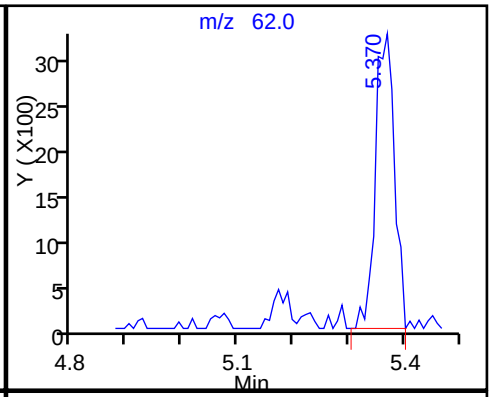

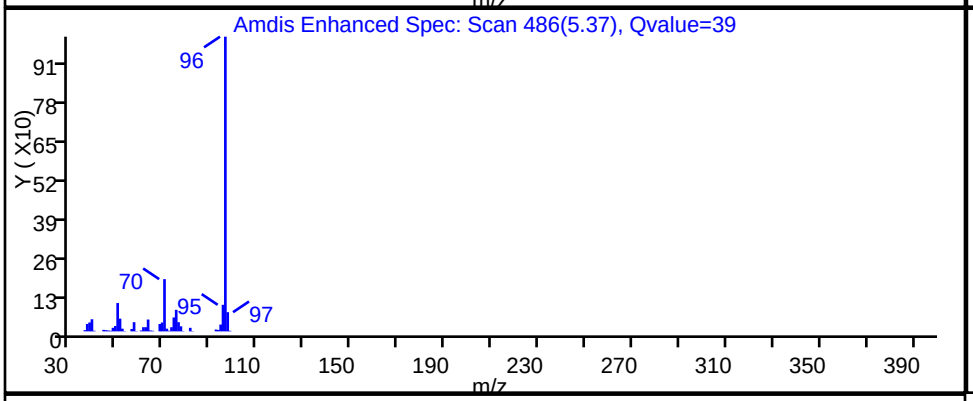

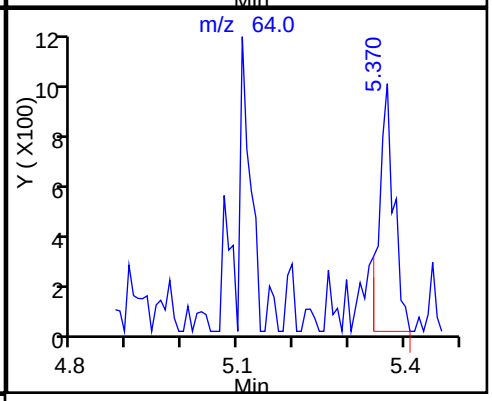

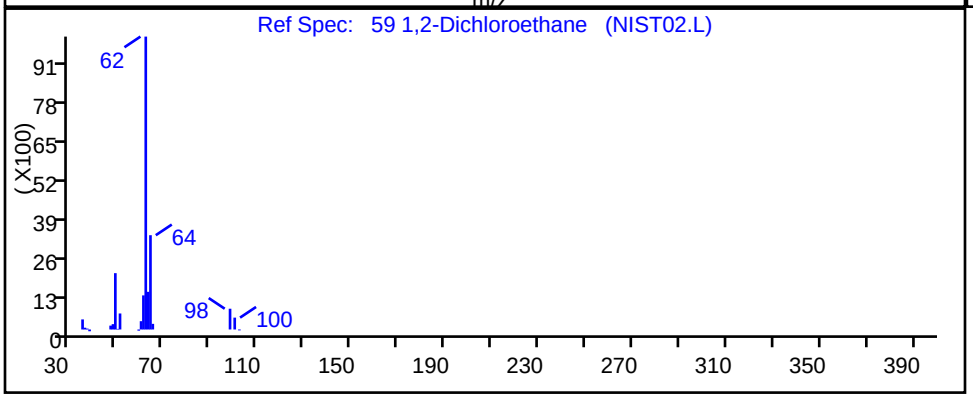

RT	Mass	Response	Amount
5.37	62.00	7748	1.857924
5.37	64.00	1716	

Reviewer: delpolitov, 12-Mar-2018 18:07:26

Audit Action: Marked Compound Undetected Audit Reason: Invalid Compound ID

User Disabled Compound Report

TestAmerica Edison

Data File:	\\ChromNA\Edison\ChromData\CVOAMS6\20180309-68582.b\F60630.D		
Injection Date:	10-Mar-2018 04:38:30	Instrument ID:	CVOAMS6
Lims ID:	460-151079-A-41	Lab Sample ID:	460-151079-41
Client ID:	PZ-522S		
Operator ID:		ALS Bottle#:	16 Worklist Smp#: 17
Purge Vol:	5.000 mL	Dil. Factor:	1.0000
Method:	8260624W6	Limit Group:	VOA - 8260C DKQP Water and Solid
Column:	Rtx-624 (0.25 mm)	Detector	MS SCAN

66 1,2-Dichloropropane, CAS: 78-87-5

Processing Results

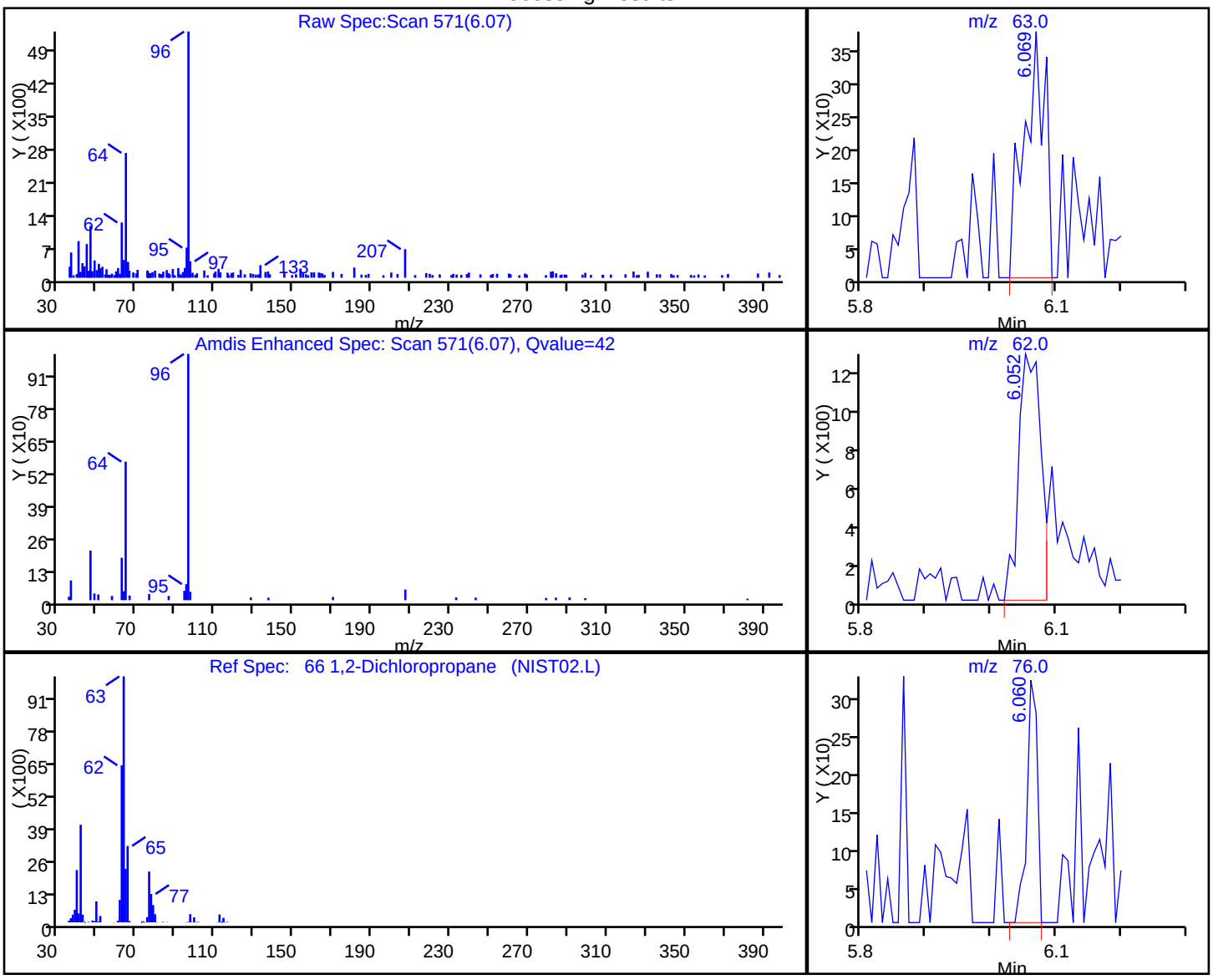

RT	Mass	Response	Amount
6.07	63.00	849	0.296367
6.05	62.00	2920	
6.06	76.00	358	
6.05	112.00	239	

Reviewer: delpolitov, 12-Mar-2018 18:07:26

Audit Action: Marked Compound Undetected Audit Reason: Invalid Compound ID

User Disabled Compound Report

TestAmerica Edison

Data File:	\\ChromNA\Edison\ChromData\CVOAMS6\20180309-68582.b\F60630.D		
Injection Date:	10-Mar-2018 04:38:30	Instrument ID:	CVOAMS6
Lims ID:	460-151079-A-41	Lab Sample ID:	460-151079-41
Client ID:	PZ-522S		
Operator ID:		ALS Bottle#:	16 Worklist Smp#: 17
Purge Vol:	5.000 mL	Dil. Factor:	1.0000
Method:	8260624W6	Limit Group:	VOA - 8260C DKQP Water and Solid
Column:	Rtx-624 (0.25 mm)	Detector	MS SCAN

69 1,4-Dioxane, CAS: 123-91-1

Processing Results

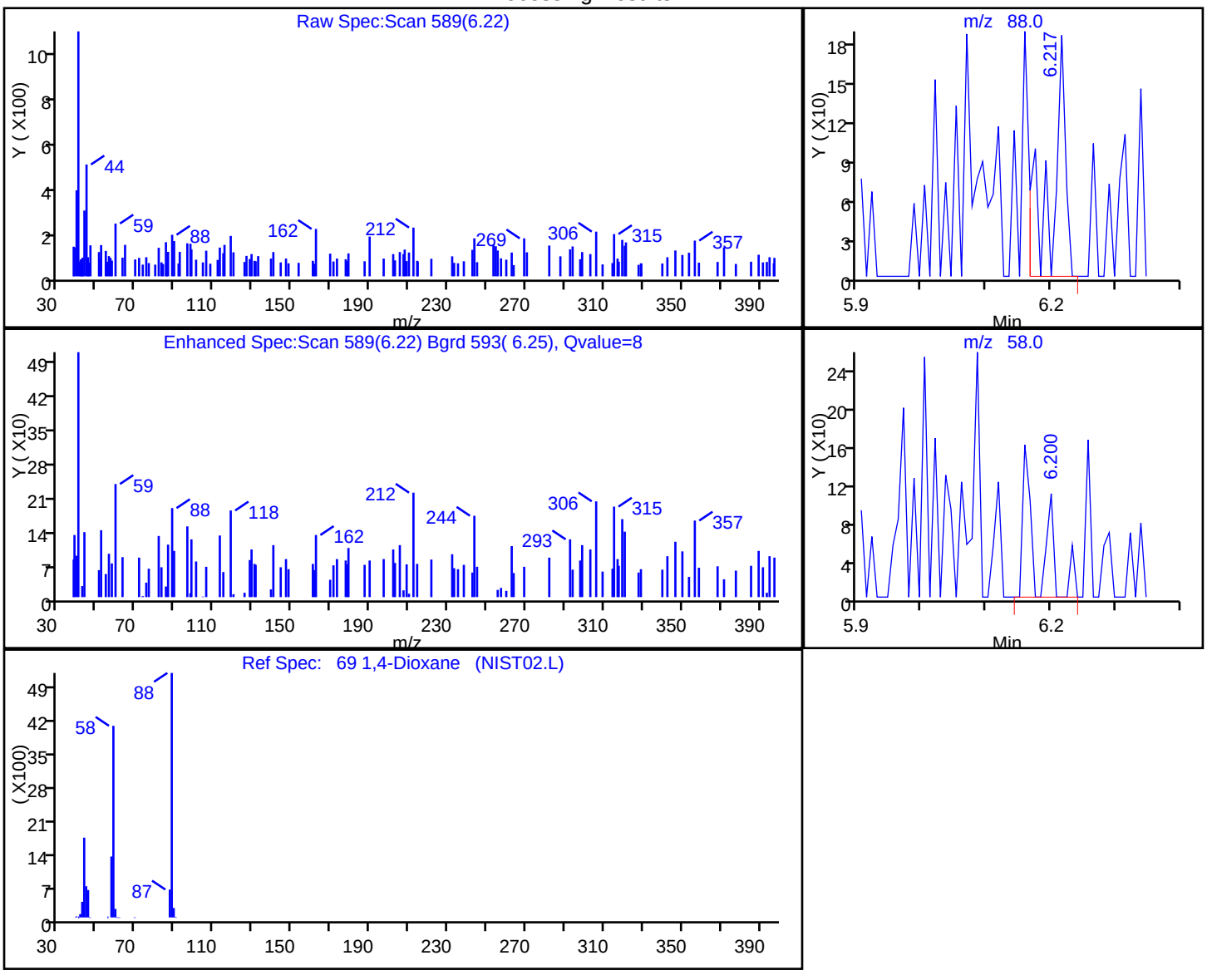

RT	Mass	Response	Amount
6.22	88.00	280	10.294441
6.20	58.00	229	

Reviewer: delpolitov, 12-Mar-2018 18:07:26

Audit Action: Marked Compound Undetected Audit Reason: Invalid Compound ID

User Disabled Compound Report

TestAmerica Edison

Data File:	\\ChromNA\Edison\ChromData\CVOAMS6\20180309-68582.b\F60630.D		
Injection Date:	10-Mar-2018 04:38:30	Instrument ID:	CVOAMS6
Lims ID:	460-151079-A-41	Lab Sample ID:	460-151079-41
Client ID:	PZ-522S		
Operator ID:		ALS Bottle#:	16 Worklist Smp#: 17
Purge Vol:	5.000 mL	Dil. Factor:	1.0000
Method:	8260624W6	Limit Group:	VOA - 8260C DKQP Water and Solid
Column:	Rtx-624 (0.25 mm)	Detector	MS SCAN

41 2-Butanone (MEK), CAS: 78-93-3

Processing Results

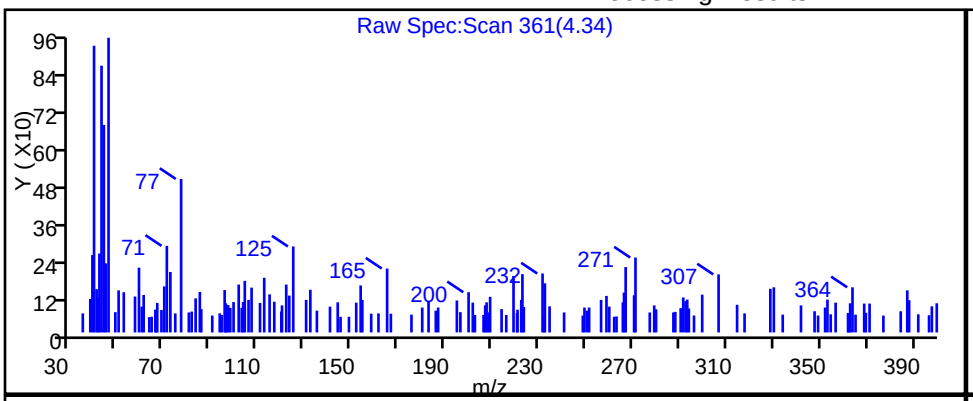

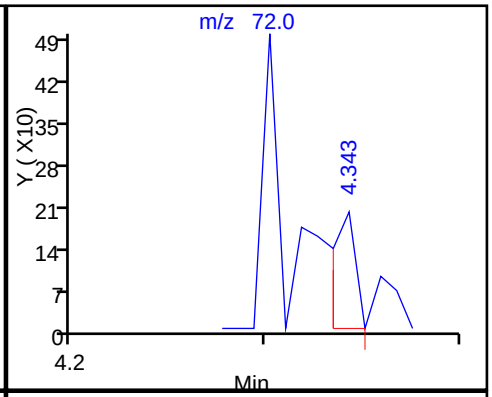

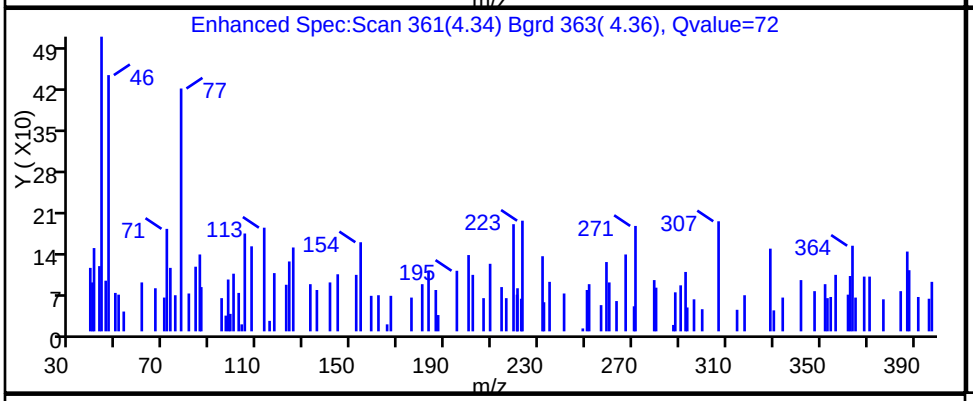

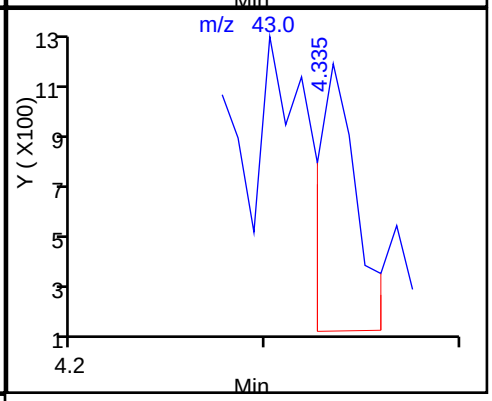

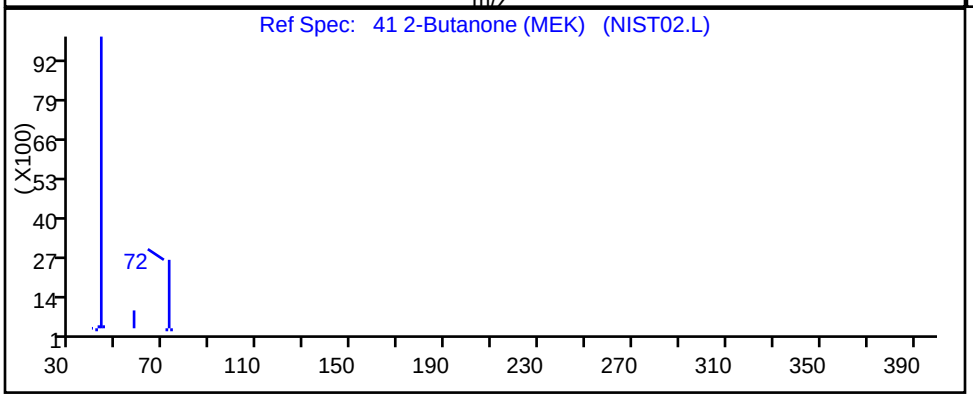

RT	Mass	Response	Amount
4.34	72.00	164	2.361786
4.33	43.00	1356	

Reviewer: delpolitov, 12-Mar-2018 18:07:26

Audit Action: Marked Compound Undetected Audit Reason: Invalid Compound ID

User Disabled Compound Report

TestAmerica Edison

Data File:	\\ChromNA\Edison\ChromData\CVOAMS6\20180309-68582.b\F60630.D		
Injection Date:	10-Mar-2018 04:38:30	Instrument ID:	CVOAMS6
Lims ID:	460-151079-A-41	Lab Sample ID:	460-151079-41
Client ID:	PZ-522S		
Operator ID:		ALS Bottle#:	16 Worklist Smp#: 17
Purge Vol:	5.000 mL	Dil. Factor:	1.0000
Method:	8260624W6	Limit Group:	VOA - 8260C DKQP Water and Solid
Column:	Rtx-624 (0.25 mm)	Detector	MS SCAN

77 4-Methyl-2-pentanone (MIBK), CAS: 108-10-1

Processing Results

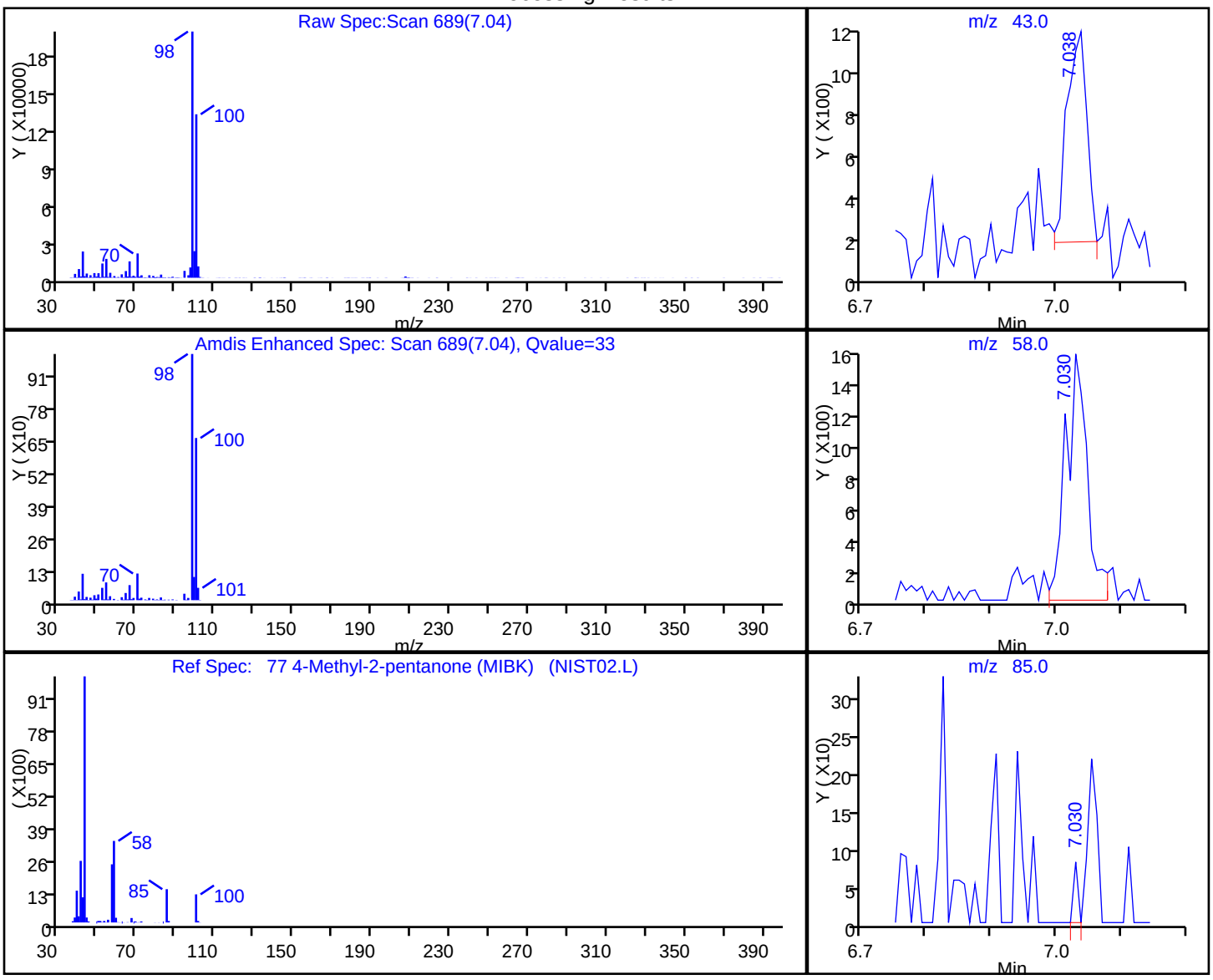

RT	Mass	Response	Amount
7.04	43.00	2176	0.981760
7.03	58.00	3665	
7.03	85.00	39	
7.03	100.00	318360	

Reviewer: delpolitov, 12-Mar-2018 18:07:26

Audit Action: Marked Compound Undetected Audit Reason: Invalid Compound ID

User Disabled Compound Report

TestAmerica Edison

Data File:	\\ChromNA\Edison\ChromData\CVOAMS6\20180309-68582.b\F60630.D		
Injection Date:	10-Mar-2018 04:38:30	Instrument ID:	CVOAMS6
Lims ID:	460-151079-A-41	Lab Sample ID:	460-151079-41
Client ID:	PZ-522S		
Operator ID:		ALS Bottle#:	16 Worklist Smp#: 17
Purge Vol:	5.000 mL	Dil. Factor:	1.0000
Method:	8260624W6	Limit Group:	VOA - 8260C DKQP Water and Solid
Column:	Rtx-624 (0.25 mm)	Detector	MS SCAN

6 Bromomethane, CAS: 74-83-9

Processing Results

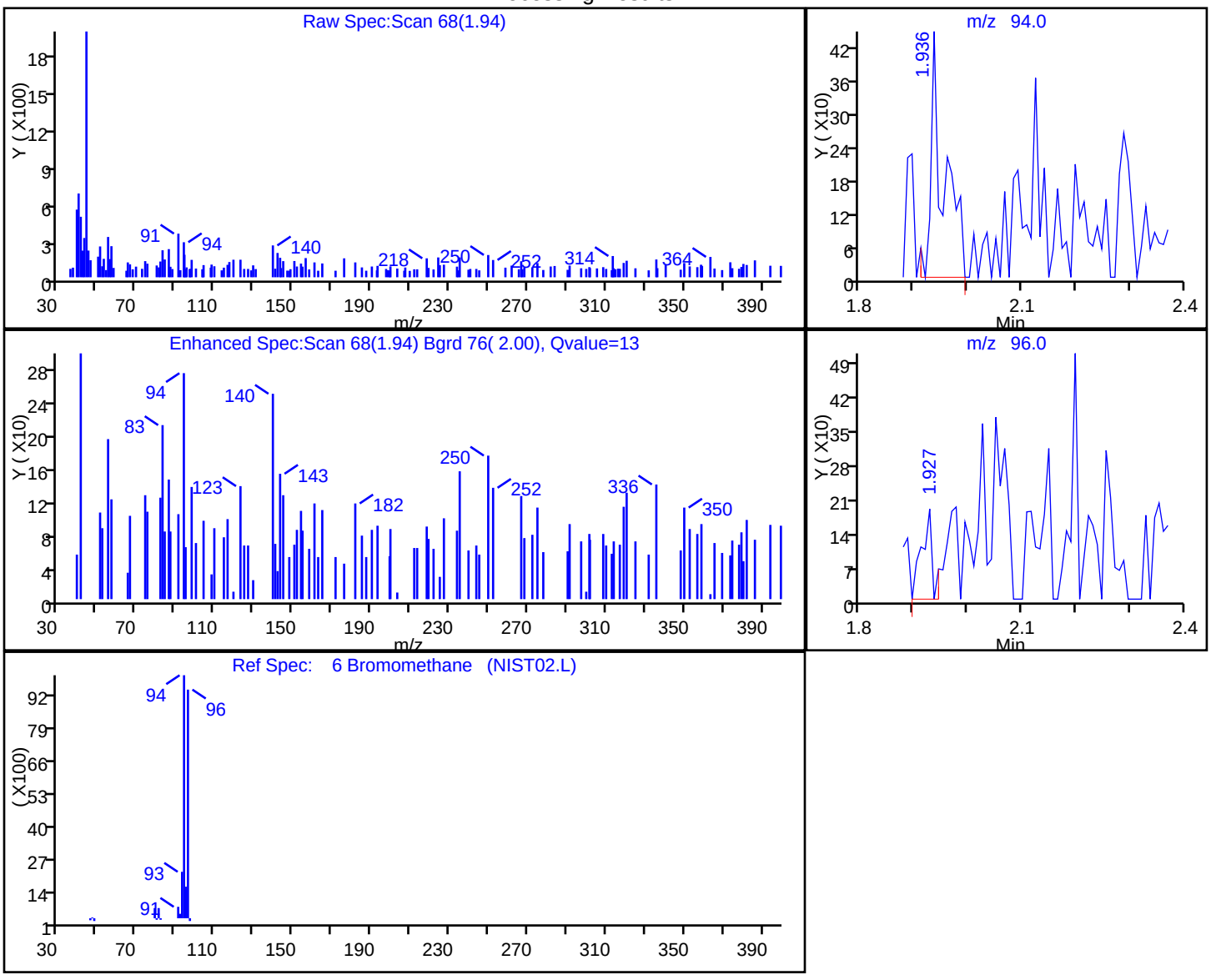

RT	Mass	Response	Amount
1.94	94.00	756	0.318220
1.93	96.00	263	

Reviewer: delpolitov, 12-Mar-2018 18:07:26

Audit Action: Marked Compound Undetected Audit Reason: Invalid Compound ID

User Disabled Compound Report

TestAmerica Edison

Data File:	\\ChromNA\Edison\ChromData\CVOAMS6\20180309-68582.b\F60630.D		
Injection Date:	10-Mar-2018 04:38:30	Instrument ID:	CVOAMS6
Lims ID:	460-151079-A-41	Lab Sample ID:	460-151079-41
Client ID:	PZ-522S		
Operator ID:		ALS Bottle#:	16 Worklist Smp#: 17
Purge Vol:	5.000 mL	Dil. Factor:	1.0000
Method:	8260624W6	Limit Group:	VOA - 8260C DKQP Water and Solid
Column:	Rtx-624 (0.25 mm)	Detector	MS SCAN

4 Vinyl chloride, CAS: 75-01-4

Processing Results

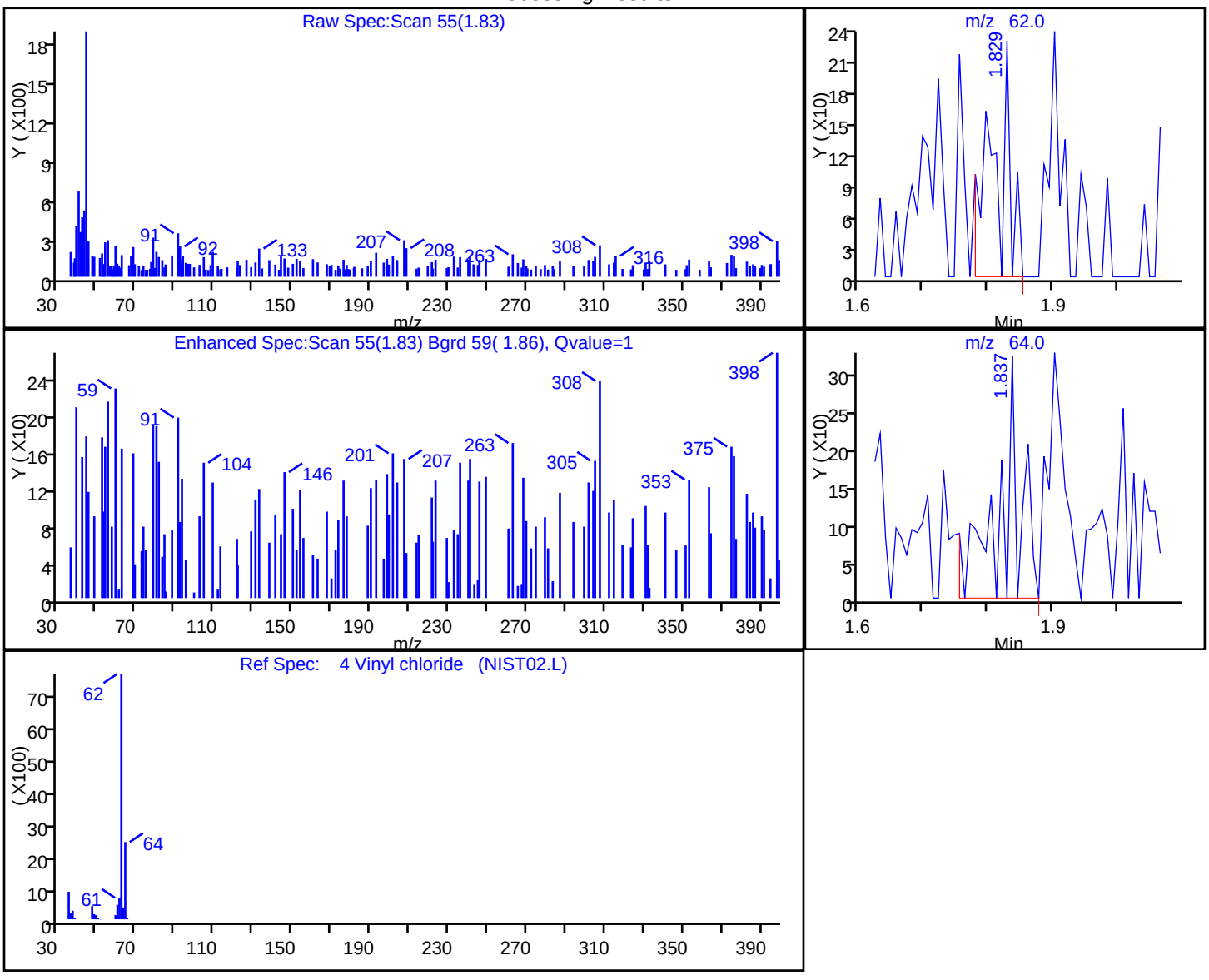

RT	Mass	Response	Amount
1.83	62.00	429	0.114633
1.84	64.00	702	

Reviewer: delpolitov, 12-Mar-2018 18:07:26

Audit Action: Marked Compound Undetected Audit Reason: Invalid Compound ID

FORM I
GC/MS VOA ORGANICS ANALYSIS DATA SHEET

Lab Name: TestAmerica Edison | Job No.: 460-151079-1

SDG No.:

Client Sample ID: PZ-522I | Lab Sample ID: 460-151079-42

Matrix: Water | Lab File ID: F60631.D

Analysis Method: 8260C | Date Collected: 02/27/2018 12:00

Sample wt/vol: 5(mL) | Date Analyzed: 03/10/2018 05:01

Soil Aliquot Vol: | Dilution Factor: 1

Soil Extract Vol.: | GC Column: Rtx-624 ID: 0.25(mm)

% Moisture: | Level: (low/med) Low

Analysis Batch No.: 502566 | Units: ug/L

CAS NO.	COMPOUND NAME	RESULT	Q	RL	MDL
71-55-6	1,1,1-Trichloroethane	0.28	U	1.0	0.28
79-34-5	1,1,2,2-Tetrachloroethane	0.19	U	1.0	0.19
79-00-5	1,1,2-Trichloroethane	0.080	U	1.0	0.080
75-34-3	1,1-Dichloroethane	1.0		1.0	0.24
75-35-4	1,1-Dichloroethene	0.34	U	1.0	0.34
87-61-6	1,2,3-Trichlorobenzene	0.35	U	1.0	0.35
120-82-1	1,2,4-Trichlorobenzene	0.27	U	1.0	0.27
96-12-8	1,2-Dibromo-3-Chloropropane	0.23	U	1.0	0.23
106-93-4	1,2-Dibromoethane	0.19	U	1.0	0.19
95-50-1	1,2-Dichlorobenzene	0.22	U	1.0	0.22
107-06-2	1,2-Dichloroethane	0.25	U	1.0	0.25
78-87-5	1,2-Dichloropropane	0.18	U	1.0	0.18
541-73-1	1,3-Dichlorobenzene	0.33	U	1.0	0.33
106-46-7	1,4-Dichlorobenzene	0.33	U	1.0	0.33
123-91-1	1,4-Dioxane	8.7	U *	50	8.7
78-93-3	2-Butanone	2.2	U	5.0	2.2
591-78-6	2-Hexanone	0.72	U	5.0	0.72
108-10-1	4-Methyl-2-pentanone	0.63	U	5.0	0.63
67-64-1	Acetone	1.1	U	5.0	1.1
71-43-2	Benzene	0.090	U	1.0	0.090
74-97-5	Bromochloromethane	0.30	U	1.0	0.30
75-27-4	Bromodichloromethane	0.15	U	1.0	0.15
75-25-2	Bromoform	0.18	U	1.0	0.18
74-83-9	Bromomethane	0.18	U	1.0	0.18
75-15-0	Carbon disulfide	0.22	U	1.0	0.22
56-23-5	Carbon tetrachloride	0.33	U	1.0	0.33
108-90-7	Chlorobenzene	0.24	U	1.0	0.24
75-00-3	Chloroethane	0.37	U	1.0	0.37
67-66-3	Chloroform	2.5		1.0	0.22
74-87-3	Chloromethane	0.22	U	1.0	0.22
156-59-2	cis-1,2-Dichloroethene	4.0		1.0	0.26
10061-01-5	cis-1,3-Dichloropropene	0.16	U	1.0	0.16
110-82-7	Cyclohexane	0.26	U	1.0	0.26
124-48-1	Dibromochloromethane	0.22	U	1.0	0.22
75-71-8	Dichlorodifluoromethane	0.14	U	1.0	0.14
100-41-4	Ethylbenzene	0.30	U	1.0	0.30

FORM I
GC/MS VOA ORGANICS ANALYSIS DATA SHEET

Lab Name: TestAmerica Edison | Job No.: 460-151079-1

SDG No.:

Client Sample ID: PZ-522I | Lab Sample ID: 460-151079-42

Matrix: Water | Lab File ID: F60631.D

Analysis Method: 8260C | Date Collected: 02/27/2018 12:00

Sample wt/vol: 5(mL) | Date Analyzed: 03/10/2018 05:01

Soil Aliquot Vol: | Dilution Factor: 1

Soil Extract Vol.: | GC Column: Rtx-624 ID: 0.25(mm)

% Moisture: | Level: (low/med) Low

Analysis Batch No.: 502566 | Units: ug/L

CAS NO.	COMPOUND NAME	RESULT	Q	RL	MDL
76-13-1	Freon TF	0.34	U	1.0	0.34
98-82-8	Isopropylbenzene	0.32	U	1.0	0.32
179601-23-1	m&p-Xylene	0.28	U	1.0	0.28
79-20-9	Methyl acetate	0.58	U	5.0	0.58
108-87-2	Methylcyclohexane	0.22	U	1.0	0.22
75-09-2	Methylene Chloride	0.83	J	1.0	0.21
1634-04-4	MTBE	0.13	U	1.0	0.13
95-47-6	o-Xylene	0.32	U	1.0	0.32
100-42-5	Styrene	0.17	U	1.0	0.17
127-18-4	Tetrachloroethene	0.88	J	1.0	0.12
108-88-3	Toluene	0.25	U	1.0	0.25
156-60-5	trans-1,2-Dichloroethene	0.18	U	1.0	0.18
10061-02-6	trans-1,3-Dichloropropene	0.19	U	1.0	0.19
79-01-6	Trichloroethene	1.7		1.0	0.22
75-69-4	Trichlorofluoromethane	0.15	U	1.0	0.15
75-01-4	Vinyl chloride	0.060	U	1.0	0.060

CAS NO.	SURROGATE	%REC	Q	LIMITS
17060-07-0	1,2-Dichloroethane-d4 (Surr)	99		70-130
460-00-4	Bromofluorobenzene	105		70-130
1868-53-7	Dibromofluoromethane (Surr)	108		70-130
2037-26-5	Toluene-d8 (Surr)	94		70-130

FORM I
GC/MS VOA ORGANICS ANALYSIS DATA SHEET
TENTATIVELY IDENTIFIED COMPOUNDS

Lab Name: TestAmerica Edison Job No.: 460-151079-1

SDG No.:

Client Sample ID: PZ-522I Lab Sample ID: 460-151079-42

Matrix: Water Lab File ID: F60631.D

Analysis Method: 8260C Date Collected: 02/27/2018 12:00

Sample wt/vol: 5(mL) Date Analyzed: 03/10/2018 05:01

Soil Aliquot Vol: Dilution Factor: 1

Soil Extract Vol.: GC Column: Rtx-624 ID: 0.25(mm)

% Moisture: Level: (low/med) Low

Analysis Batch No.: 502566 Units: ug/L

Number TICs Found: 0 TIC Result Total: 0

CAS NO.	COMPOUND NAME	RT	RESULT	Q	MATCH QUALITY
	Tentatively Identified Compound		None		

FORM I-TIC 8260C

TestAmerica Edison
Target Compound Quantitation Report

Data File: \\ChromNA\Edison\ChromData\CVOAMS6\20180309-68582.b\F60631.D
Lims ID: 460-151079-A-42
Client ID: PZ-522I
Sample Type: Client
Inject. Date: 10-Mar-2018 05:01:30 ALS Bottle#: 17 Worklist Smp#: 18
Purge Vol: 5.000 mL Dil. Factor: 1.0000
Sample Info: 460-151079-A-42
Misc. Info.: 460-0068582-018
Operator ID: Instrument ID: CVOAMS6

Method: \\ChromNA\Edison\ChromData\CVOAMS6\20180309-68582.b\8260624W6.m
Limit Group: VOA - 8260C DKQP Water and Solid
Last Update: 12-Mar-2018 18:08:14 Calib Date: 09-Mar-2018 04:49:30
Integrator: RTE ID Type: Deconvolution ID
Quant Method: Internal Standard Quant By: Initial Calibration
Last ICal File: \\ChromNA\Edison\ChromData\CVOAMS6\20180309-68530.b\F60575.D

Column 1 : Rtx-624 (0.25 mm) Det: MS SCAN
Process Host: XAWRK008

First Level Reviewer: moroneyc Date: 12-Mar-2018 06:51:15

Compound	Sig	RT (min.)	Exp RT (min.)	Dlt RT (min.)	Q	Response	OnCol Amt ug/l	Flags
* 26 TBA-d9 (IS)	65	3.201	3.217	-0.016	0	213591	1000.0	
27 Methylene Chloride	84	3.234	3.234	0.000	30	3011	0.8294	
34 1,1-Dichloroethane	63	3.801	3.809	-0.008	98	5597	1.01	
* 38 2-Butanone-d5	46	4.269	4.277	-0.008	0	205731	250.0	
40 cis-1,2-Dichloroethene	96	4.318	4.318	0.000	96	14491	4.00	
48 Chloroform	83	4.590	4.598	-0.008	96	14317	2.54	
$ 51 Dibromofluoromethane (Surr	113	4.746	4.754	-0.008	97	151670	53.9	
$ 56 1,2-Dichloroethane-d4 (Sur	65	5.091	5.099	-0.008	0	148561	49.6	
* 61 Fluorobenzene	96	5.362	5.370	-0.008	99	485467	50.0	
63 Trichloroethene	95	5.715	5.724	-0.009	87	5576	1.71	
* 67 1,4-Dioxane-d8	96	6.060	6.060	0.000	0	23141	1000.0	
$ 78 Toluene-d8 (Surr)	98	7.030	7.030	0.000	99	482177	47.1	
83 Tetrachloroethene	166	7.712	7.720	-0.008	26	3636	0.8777	M
* 89 Chlorobenzene-d5	117	8.821	8.821	0.000	84	421660	50.0	
$ 100 4-Bromofluorobenzene	174	10.070	10.070	0.000	96	212623	52.3	
* 116 1,4-Dichlorobenzene-d4	152	10.941	10.941	0.000	93	292300	50.0	

QC Flag Legend

Review Flags
M - Manually Integrated

Reagents:

VOA6IS/SURR_00009 Amount Added: 5.00 Units: uL Run Reagent

Report Date: 12-Mar-2018 18:08:15 Chrom Revision: 2.2 08-Feb-2018 13:38:42

TestAmerica Edison

Data File: \\ChromNA\Edison\ChromData\CVOAMS6\20180309-68582.b\F60631.D

Injection Date:	10-Mar-2018 05:01:30	Instrument ID:	CVOAMS6	Operator ID:	
Lims ID:	460-151079-A-42	Lab Sample ID:	460-151079-42	Worklist Smp#:	18
Client ID:	PZ-522I				
Purge Vol:	5.000 mL	Dil. Factor:	1.0000	ALS Bottle#:	17
Method:	8260624W6	Limit Group:	VOA - 8260C DKQP Water and Solid		

Column: Rtx-624 (0.25 mm)

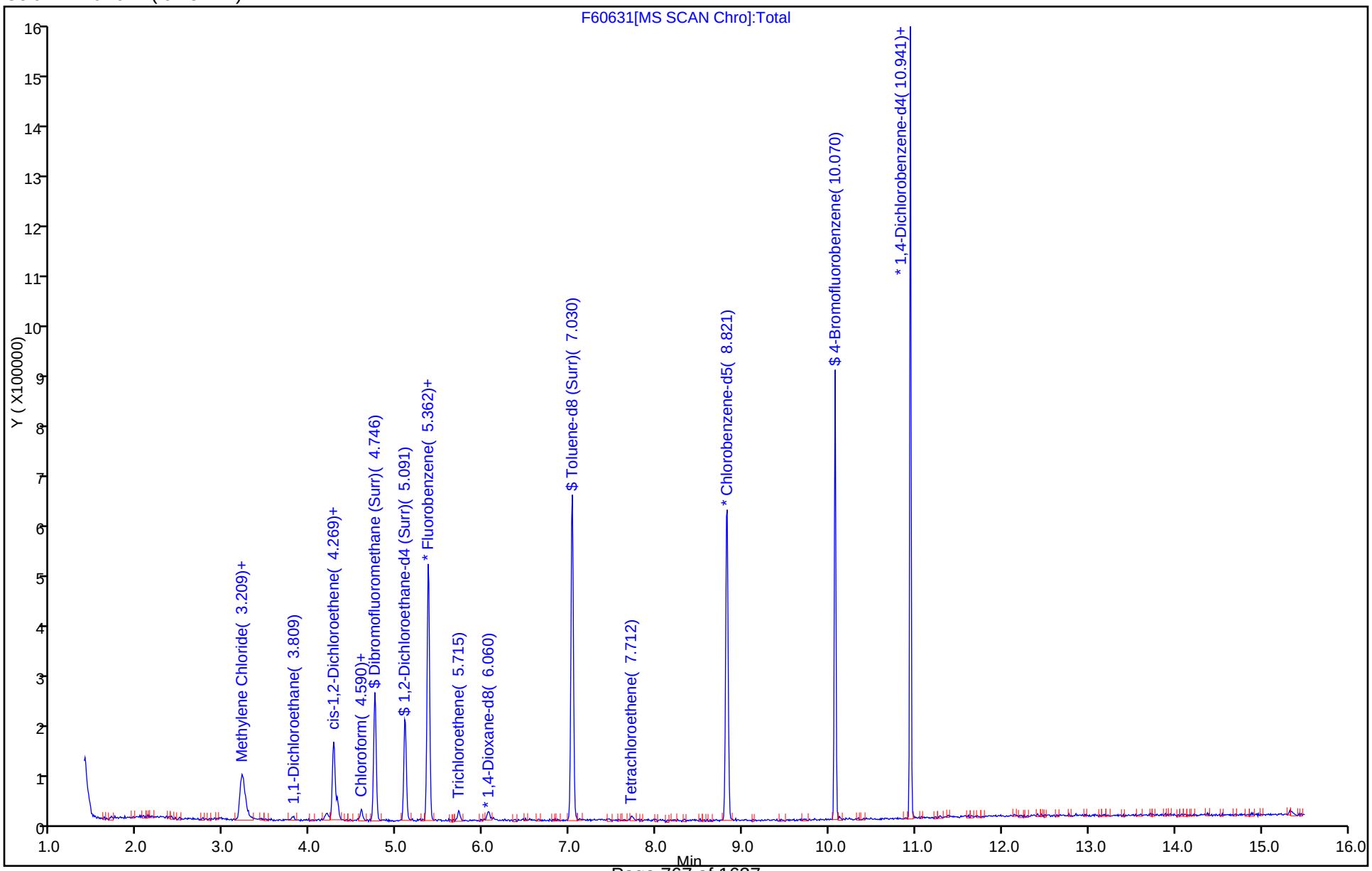

Report Date: 12-Mar-2018 18:08:15 Chrom Revision: 2.2 08-Feb-2018 13:38:42

TestAmerica Edison

Data File: \\ChromNA\Edison\ChromData\CVOAMS6\20180309-68582.b\F60631.D

Injection Date:	10-Mar-2018 05:01:30	Instrument ID:	CVOAMS6
Lims ID:	460-151079-A-42	Lab Sample ID:	460-151079-42
Client ID:	PZ-522I		
Operator ID:		ALS Bottle#:	17 Worklist Smp#: 18
Purge Vol:	5.000 mL	Dil. Factor:	1.0000
Method:	8260624W6	Limit Group:	VOA - 8260C DKQP Water and Solid
Column:	Rtx-624 (0.25 mm)	Detector	MS SCAN

34 1,1-Dichloroethane, CAS: 75-34-3

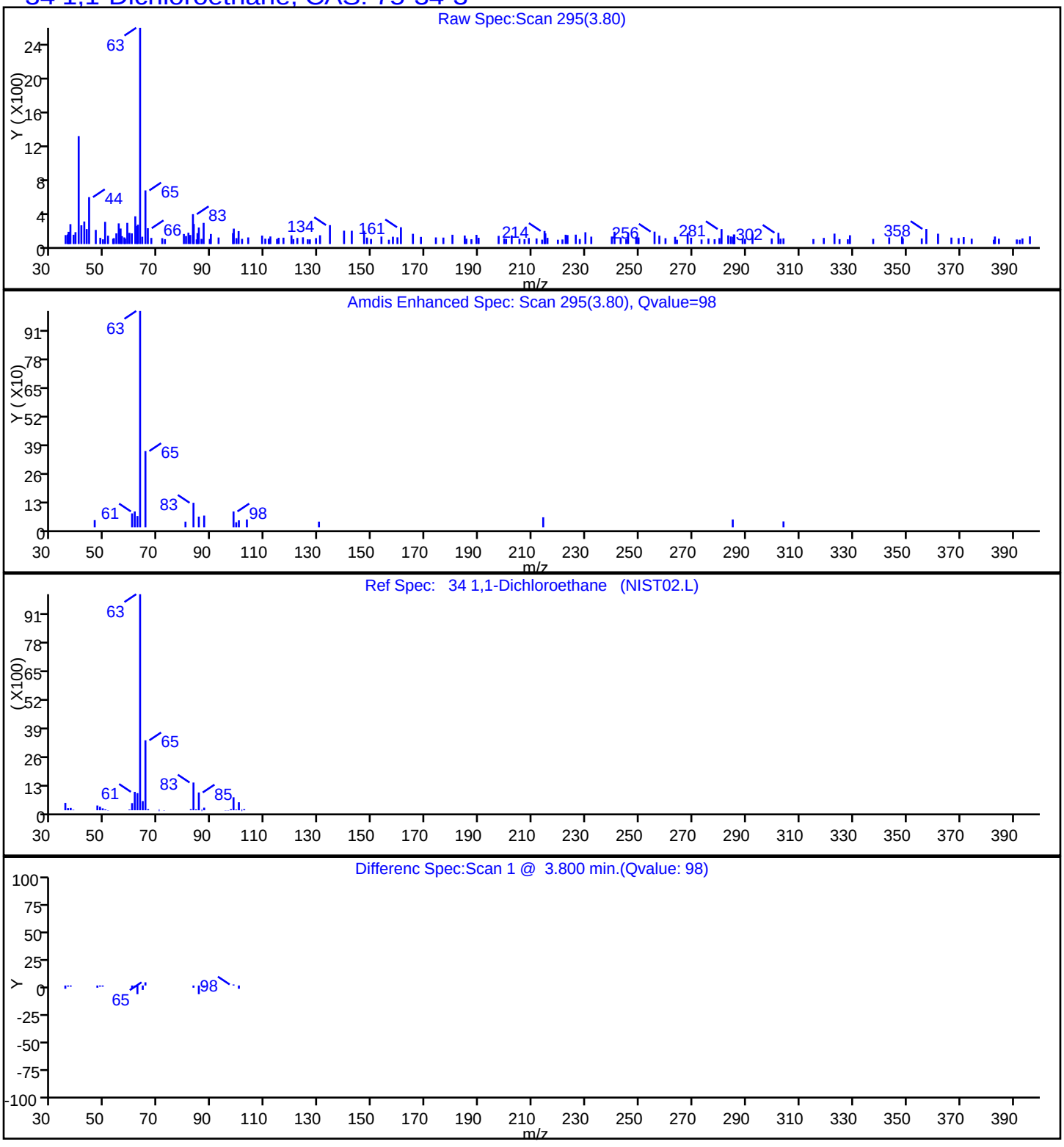

Report Date: 12-Mar-2018 18:08:15 Chrom Revision: 2.2 08-Feb-2018 13:38:42

TestAmerica Edison

Data File: \\ChromNA\Edison\ChromData\CVOAMS6\20180309-68582.b\F60631.D

Injection Date:	10-Mar-2018 05:01:30	Instrument ID:	CVOAMS6
Lims ID:	460-151079-A-42	Lab Sample ID:	460-151079-42
Client ID:	PZ-522I		
Operator ID:		ALS Bottle#:	17 Worklist Smp#: 18
Purge Vol:	5.000 mL	Dil. Factor:	1.0000
Method:	8260624W6	Limit Group:	VOA - 8260C DKQP Water and Solid
Column:	Rtx-624 (0.25 mm)	Detector	MS SCAN

48 Chloroform, CAS: 67-66-3

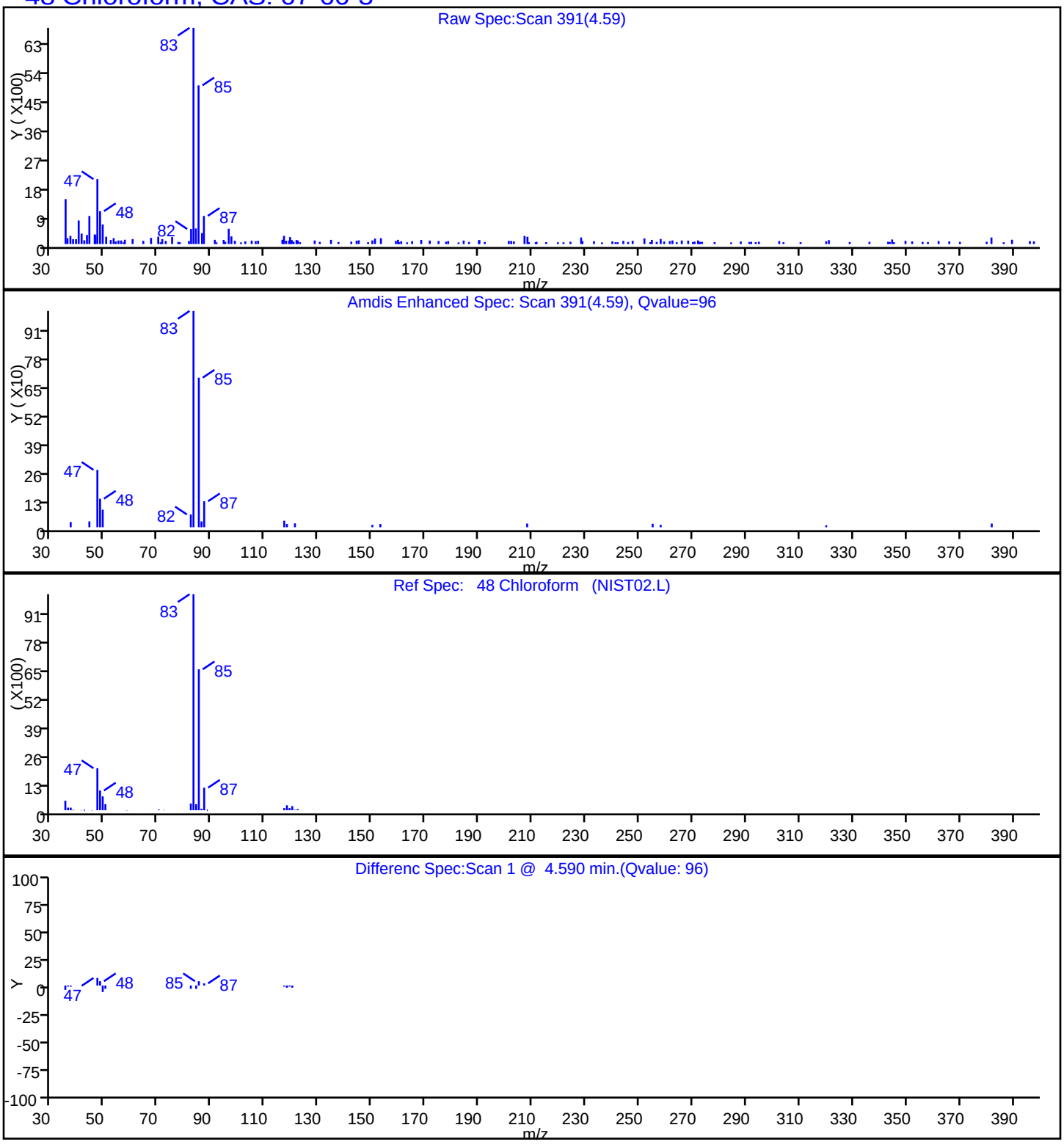

Report Date: 12-Mar-2018 18:08:15 Chrom Revision: 2.2 08-Feb-2018 13:38:42

TestAmerica Edison

Data File: \\ChromNA\Edison\ChromData\CVOAMS6\20180309-68582.b\F60631.D

Injection Date:	10-Mar-2018 05:01:30	Instrument ID:	CVOAMS6
Lims ID:	460-151079-A-42	Lab Sample ID:	460-151079-42
Client ID:	PZ-522I		
Operator ID:		ALS Bottle#:	17 Worklist Smp#: 18
Purge Vol:	5.000 mL	Dil. Factor:	1.0000
Method:	8260624W6	Limit Group:	VOA - 8260C DKQP Water and Solid
Column:	Rtx-624 (0.25 mm)	Detector	MS SCAN

40 cis-1,2-Dichloroethene, CAS: 156-59-2

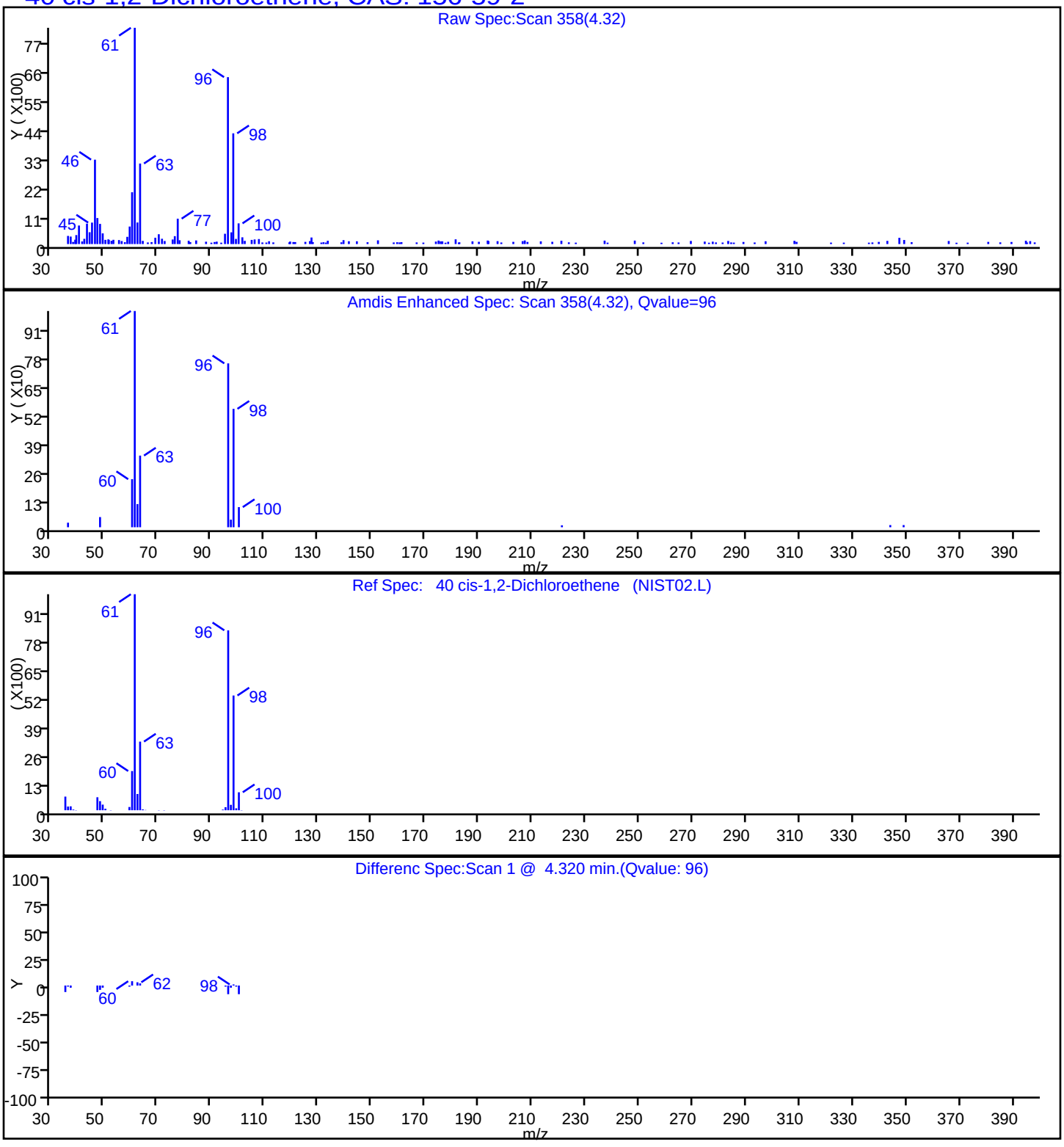

Report Date: 12-Mar-2018 18:08:15 Chrom Revision: 2.2 08-Feb-2018 13:38:42

TestAmerica Edison

Data File: \\ChromNA\Edison\ChromData\CVOAMS6\20180309-68582.b\F60631.D

Injection Date:	10-Mar-2018 05:01:30	Instrument ID:	CVOAMS6
Lims ID:	460-151079-A-42	Lab Sample ID:	460-151079-42
Client ID:	PZ-522I		
Operator ID:		ALS Bottle#:	17 Worklist Smp#: 18
Purge Vol:	5.000 mL	Dil. Factor:	1.0000
Method:	8260624W6	Limit Group:	VOA - 8260C DKQP Water and Solid
Column:	Rtx-624 (0.25 mm)	Detector	MS SCAN

27 Methylene Chloride, CAS: 75-09-2

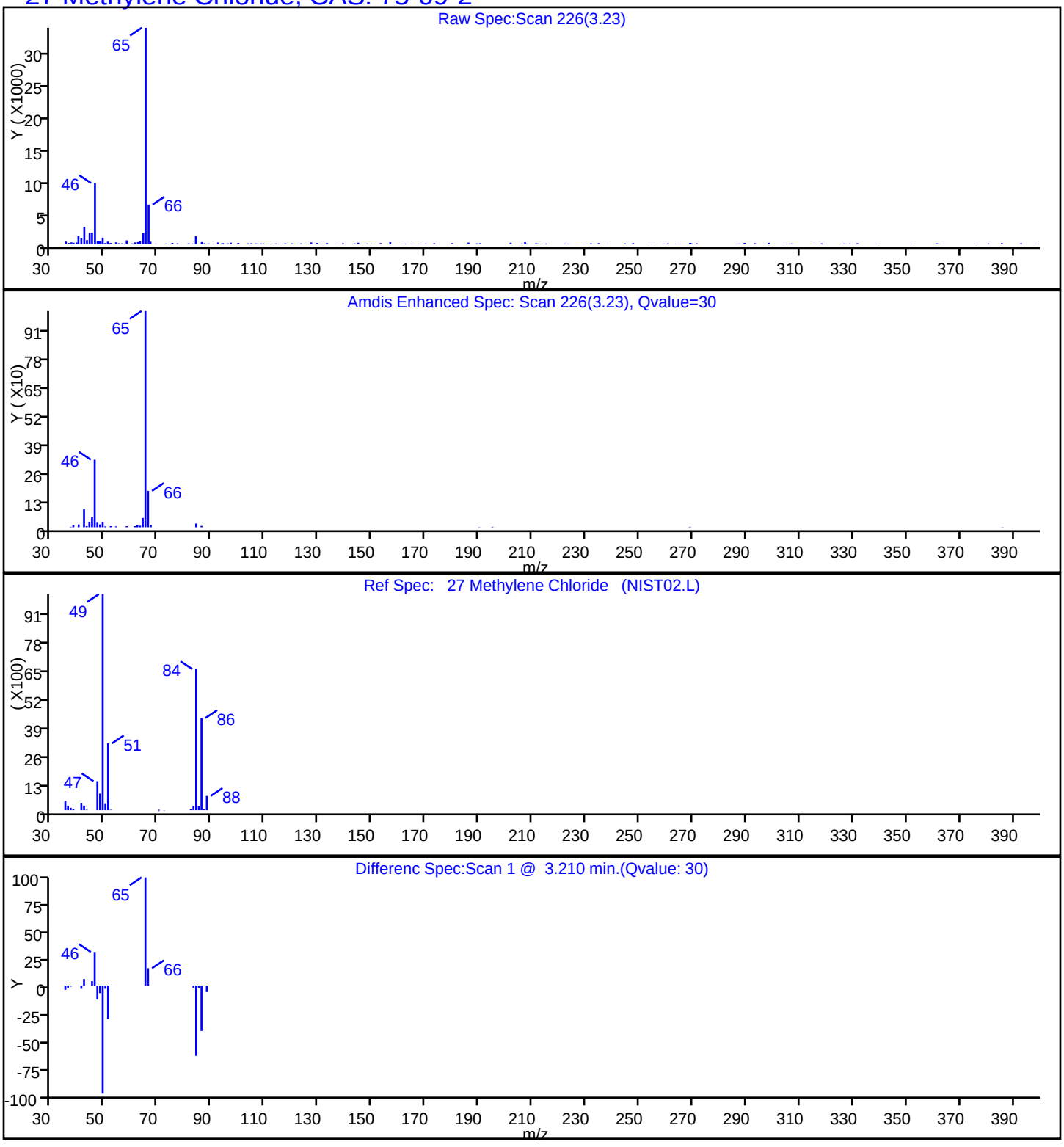

Report Date: 12-Mar-2018 18:08:16 Chrom Revision: 2.2 08-Feb-2018 13:38:42

TestAmerica Edison

Data File: \\ChromNA\Edison\ChromData\CVOAMS6\20180309-68582.b\F60631.D

Injection Date:	10-Mar-2018 05:01:30	Instrument ID:	CVOAMS6
Lims ID:	460-151079-A-42	Lab Sample ID:	460-151079-42
Client ID:	PZ-522I		
Operator ID:		ALS Bottle#:	17 Worklist Smp#: 18
Purge Vol:	5.000 mL	Dil. Factor:	1.0000
Method:	8260624W6	Limit Group:	VOA - 8260C DKQP Water and Solid
Column:	Rtx-624 (0.25 mm)	Detector	MS SCAN

83 Tetrachloroethene, CAS: 127-18-4

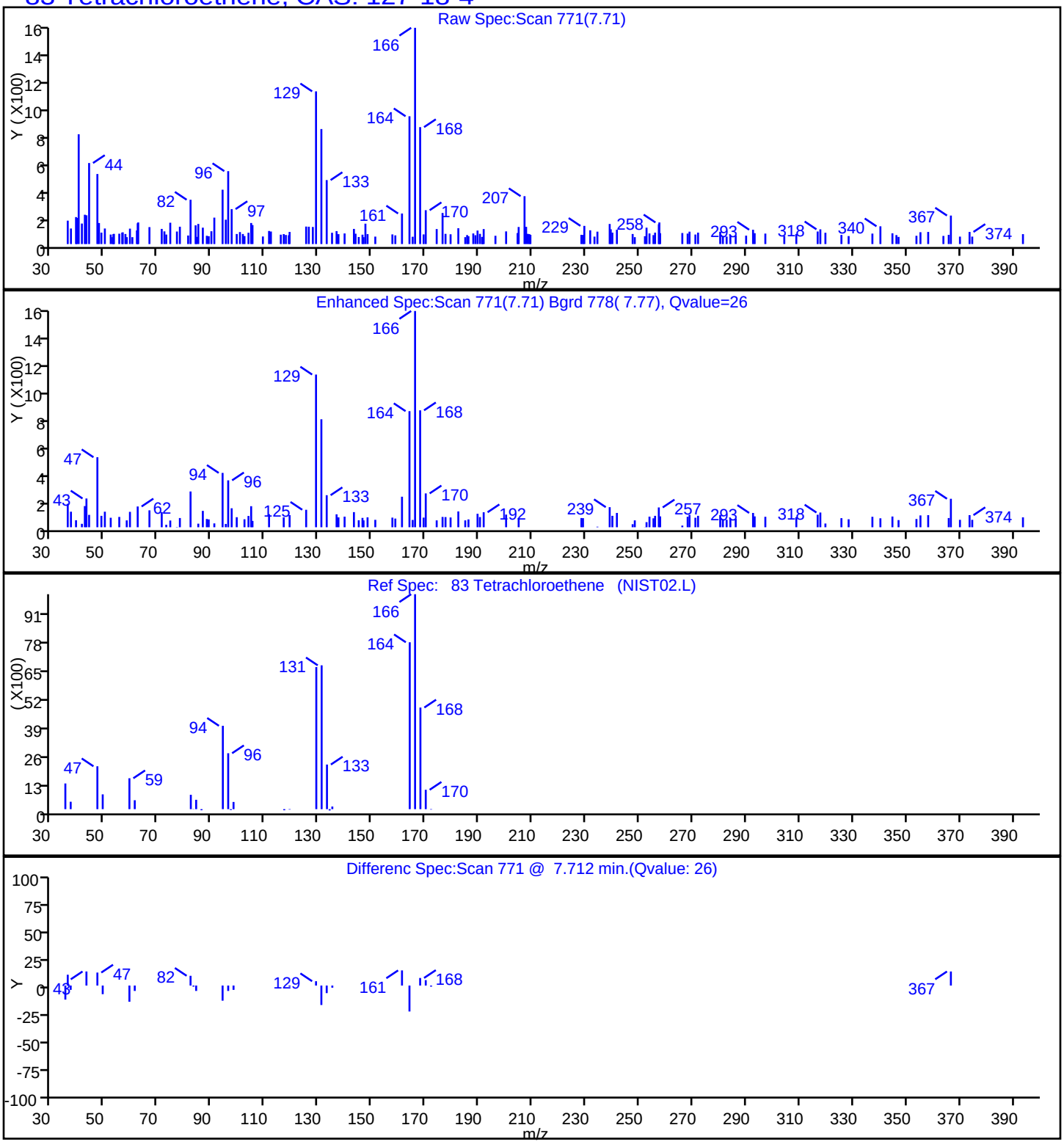

Report Date: 12-Mar-2018 18:08:15 Chrom Revision: 2.2 08-Feb-2018 13:38:42

TestAmerica Edison

Data File: \\ChromNA\Edison\ChromData\CVOAMS6\20180309-68582.b\F60631.D

Injection Date:	10-Mar-2018 05:01:30	Instrument ID:	CVOAMS6		
Lims ID:	460-151079-A-42	Lab Sample ID:	460-151079-42		
Client ID:	PZ-522I				
Operator ID:		ALS Bottle#:	17	Worklist Smp#:	18
Purge Vol:	5.000 mL	Dil. Factor:	1.0000		
Method:	8260624W6	Limit Group:	VOA - 8260C DKQP Water and Solid		
Column:	Rtx-624 (0.25 mm)	Detector	MS SCAN		

63 Trichloroethene, CAS: 79-01-6

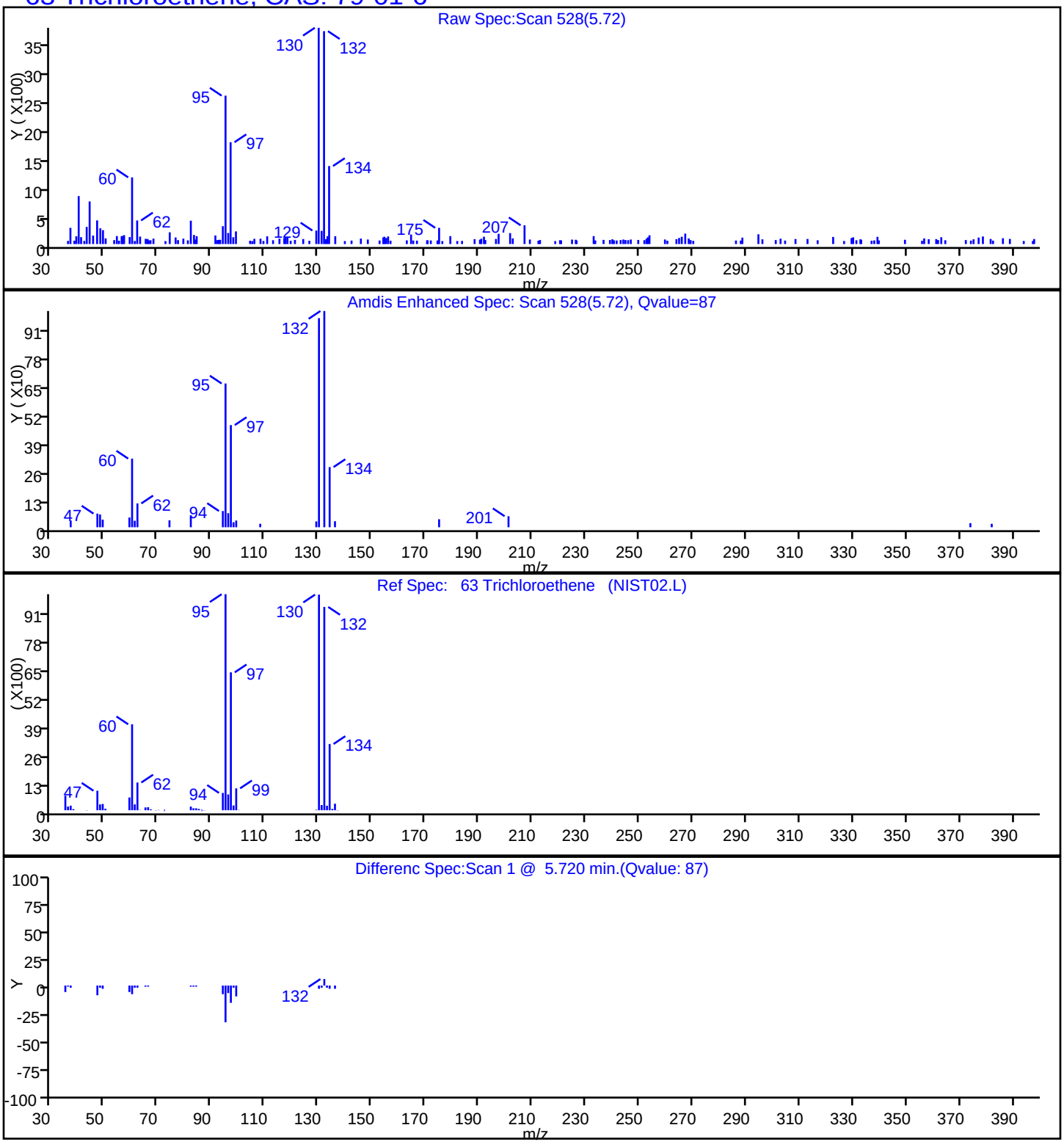

User Disabled Compound Report

TestAmerica Edison

Data File:	\\ChromNA\Edison\ChromData\CVOAMS6\20180309-68582.b\F60631.D		
Injection Date:	10-Mar-2018 05:01:30	Instrument ID:	CVOAMS6
Lims ID:	460-151079-A-42	Lab Sample ID:	460-151079-42
Client ID:	PZ-522I		
Operator ID:		ALS Bottle#:	17 Worklist Smp#: 18
Purge Vol:	5.000 mL	Dil. Factor:	1.0000
Method:	8260624W6	Limit Group:	VOA - 8260C DKQP Water and Solid
Column:	Rtx-624 (0.25 mm)	Detector	MS SCAN

82 1,1,2-Trichloroethane, CAS: 79-00-5

Processing Results

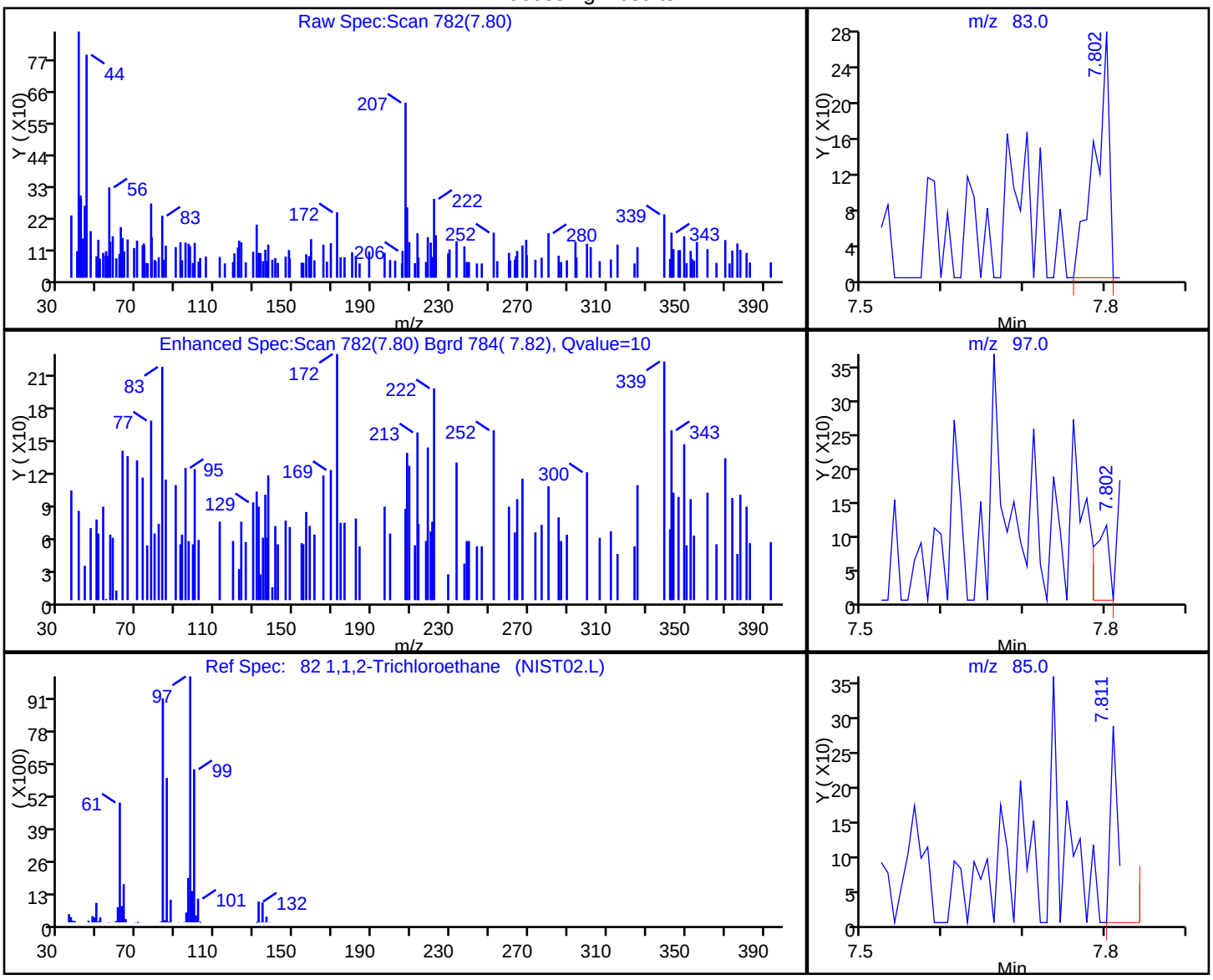

RT	Mass	Response	Amount
7.80	83.00	337	0.140656
7.80	97.00	138	
7.81	85.00	206	

Reviewer: delpolitov, 12-Mar-2018 18:08:14

Audit Action: Marked Compound Undetected Audit Reason: Invalid Compound ID

User Disabled Compound Report

TestAmerica Edison

Data File:	\\ChromNA\Edison\ChromData\CVOAMS6\20180309-68582.b\F60631.D		
Injection Date:	10-Mar-2018 05:01:30	Instrument ID:	CVOAMS6
Lims ID:	460-151079-A-42	Lab Sample ID:	460-151079-42
Client ID:	PZ-522I		
Operator ID:		ALS Bottle#:	17 Worklist Smp#: 18
Purge Vol:	5.000 mL	Dil. Factor:	1.0000
Method:	8260624W6	Limit Group:	VOA - 8260C DKQP Water and Solid
Column:	Rtx-624 (0.25 mm)	Detector	MS SCAN

59 1,2-Dichloroethane, CAS: 107-06-2

Processing Results

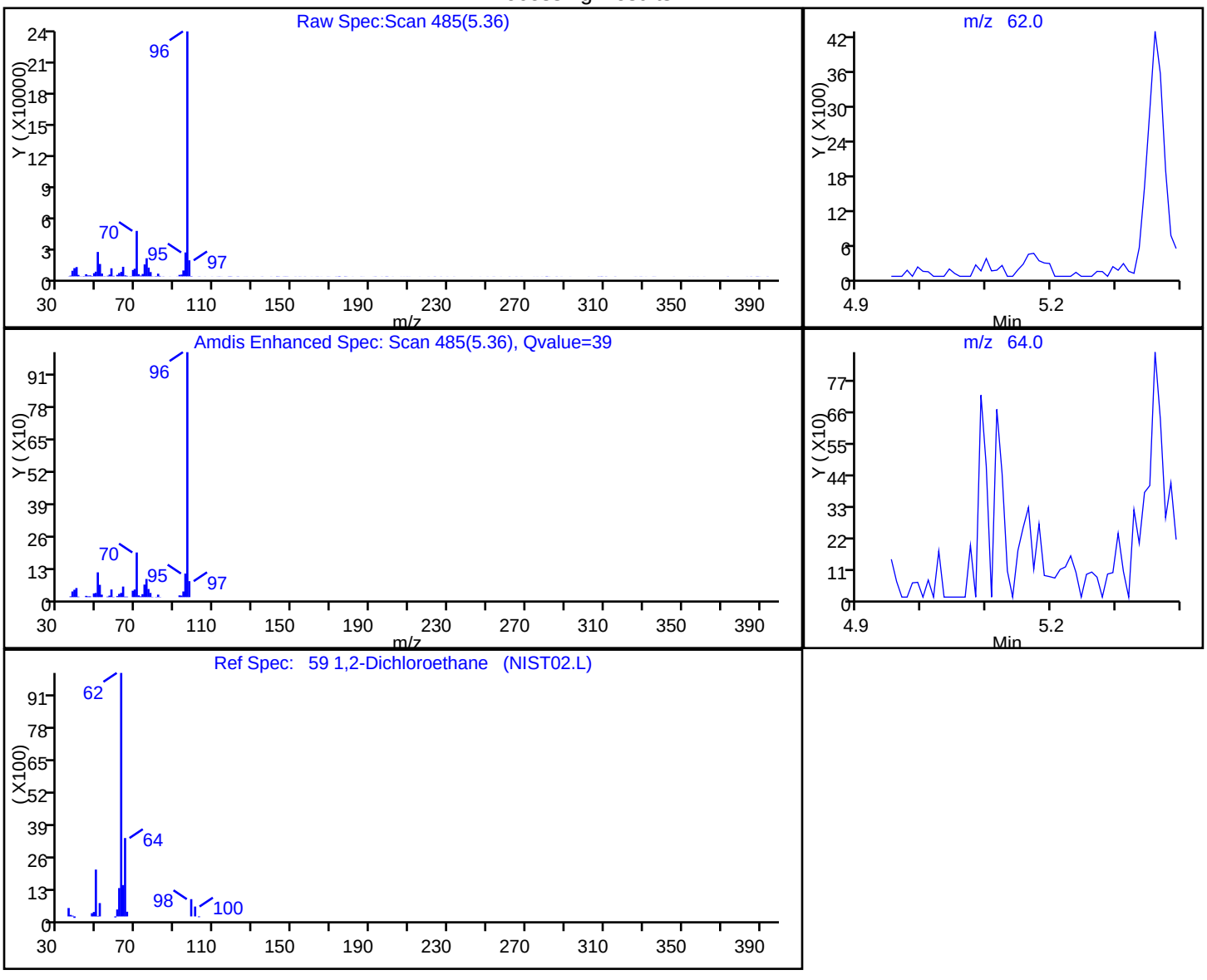

RT	Mass	Response	Amount
5.36	62.00	7789	1.884760
5.36	64.00	1840	

Reviewer: delpolitov, 12-Mar-2018 18:08:14

Audit Action: Marked Compound Undetected Audit Reason: Invalid Compound ID

User Disabled Compound Report

TestAmerica Edison

Data File:	\\ChromNA\Edison\ChromData\CVOAMS6\20180309-68582.b\F60631.D		
Injection Date:	10-Mar-2018 05:01:30	Instrument ID:	CVOAMS6
Lims ID:	460-151079-A-42	Lab Sample ID:	460-151079-42
Client ID:	PZ-522I		
Operator ID:		ALS Bottle#:	17 Worklist Smp#: 18
Purge Vol:	5.000 mL	Dil. Factor:	1.0000
Method:	8260624W6	Limit Group:	VOA - 8260C DKQP Water and Solid
Column:	Rtx-624 (0.25 mm)	Detector	MS SCAN

66 1,2-Dichloropropane, CAS: 78-87-5

Processing Results

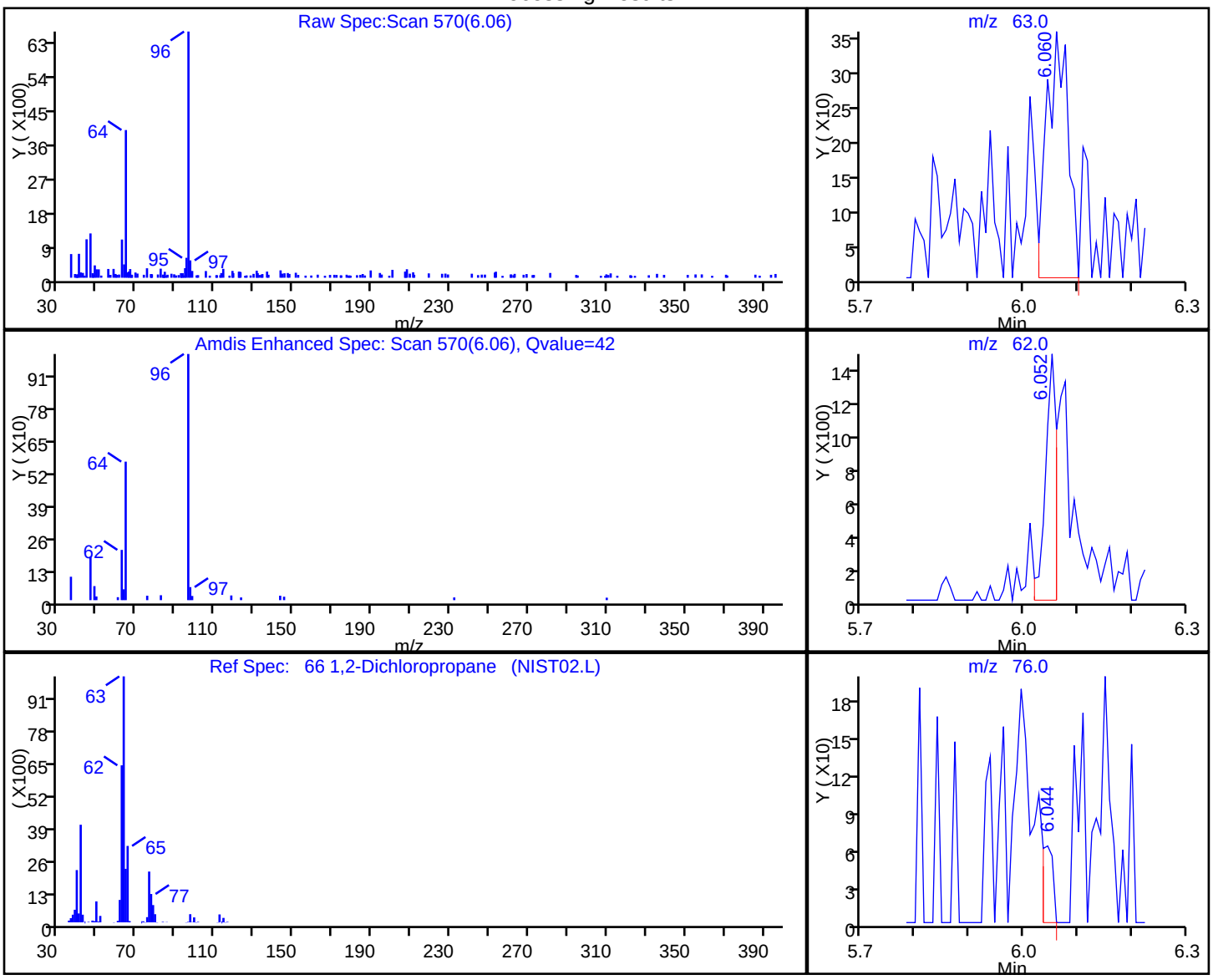

RT	Mass	Response	Amount
6.06	63.00	971	0.342040
6.05	62.00	2104	
6.04	76.00	85	
6.07	112.00	125	

Reviewer: delpolitov, 12-Mar-2018 18:08:14

Audit Action: Marked Compound Undetected Audit Reason: Invalid Compound ID

User Disabled Compound Report

TestAmerica Edison

Data File:	\\ChromNA\Edison\ChromData\CVOAMS6\20180309-68582.b\F60631.D		
Injection Date:	10-Mar-2018 05:01:30	Instrument ID:	CVOAMS6
Lims ID:	460-151079-A-42	Lab Sample ID:	460-151079-42
Client ID:	PZ-522I		
Operator ID:		ALS Bottle#:	17 Worklist Smp#: 18
Purge Vol:	5.000 mL	Dil. Factor:	1.0000
Method:	8260624W6	Limit Group:	VOA - 8260C DKQP Water and Solid
Column:	Rtx-624 (0.25 mm)	Detector	MS SCAN

69 1,4-Dioxane, CAS: 123-91-1

Processing Results

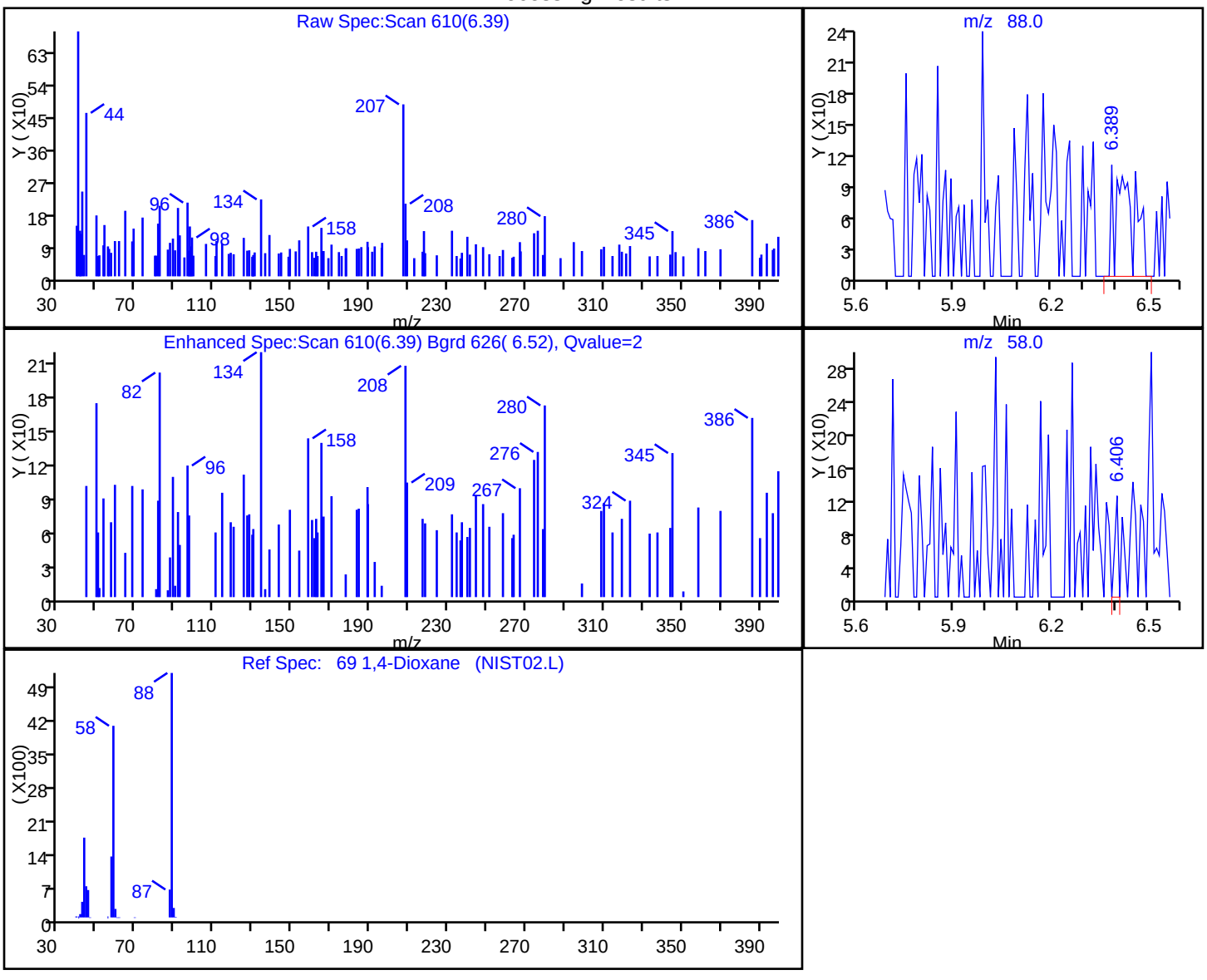

RT	Mass	Response	Amount
6.39	88.00	435	15.454768
6.41	58.00	90	

Reviewer: delpolitov, 12-Mar-2018 18:08:14

Audit Action: Marked Compound Undetected Audit Reason: Invalid Compound ID

User Disabled Compound Report

TestAmerica Edison

Data File:	\\ChromNA\Edison\ChromData\CVOAMS6\20180309-68582.b\F60631.D		
Injection Date:	10-Mar-2018 05:01:30	Instrument ID:	CVOAMS6
Lims ID:	460-151079-A-42	Lab Sample ID:	460-151079-42
Client ID:	PZ-522I		
Operator ID:		ALS Bottle#:	17 Worklist Smp#: 18
Purge Vol:	5.000 mL	Dil. Factor:	1.0000
Method:	8260624W6	Limit Group:	VOA - 8260C DKQP Water and Solid
Column:	Rtx-624 (0.25 mm)	Detector	MS SCAN

41 2-Butanone (MEK), CAS: 78-93-3

Processing Results

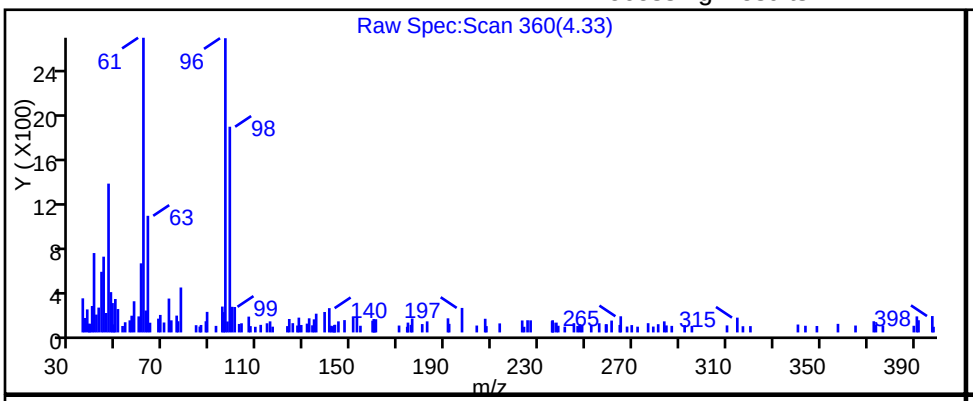

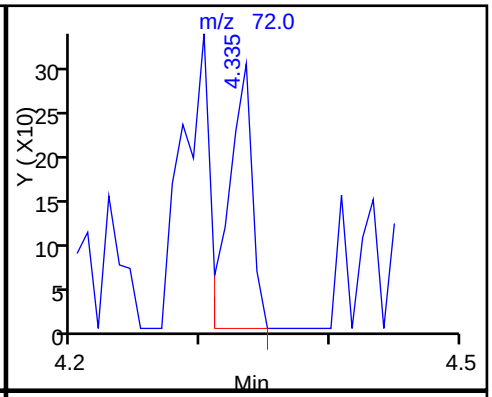

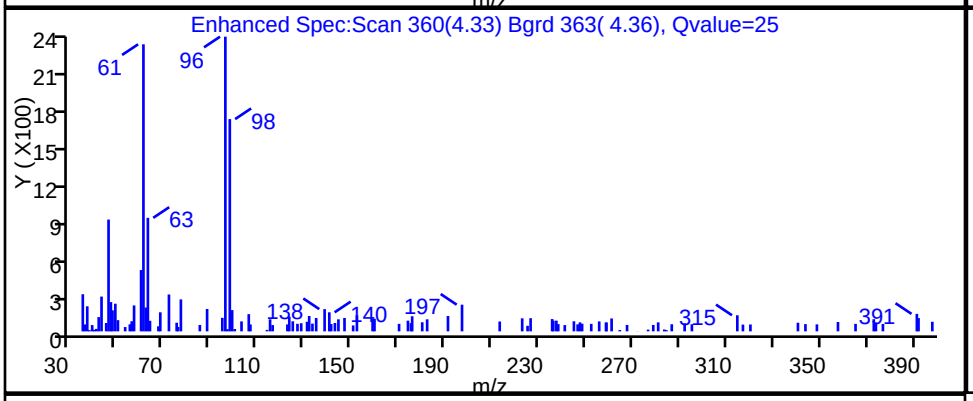

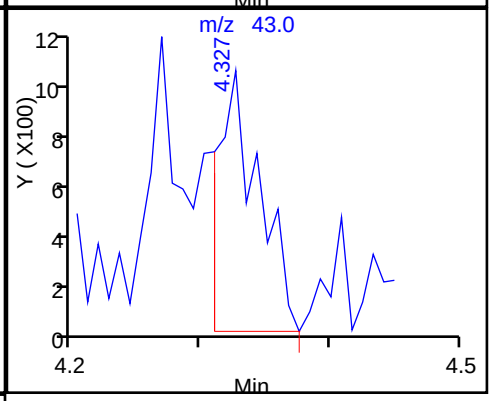

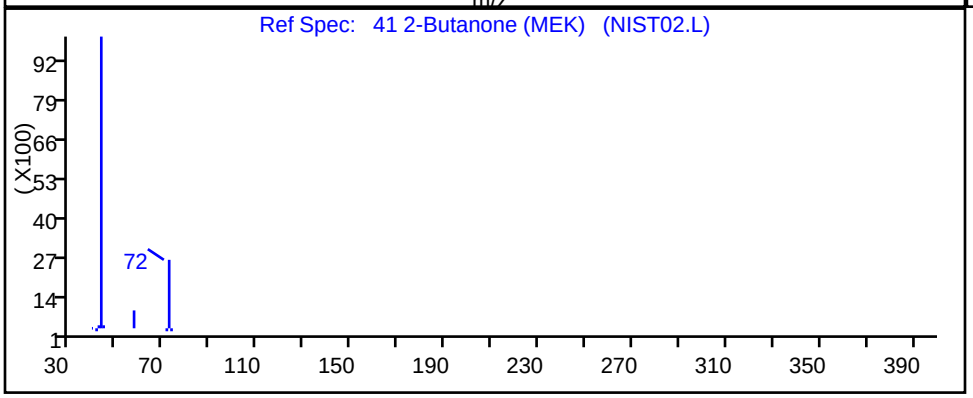

RT	Mass	Response	Amount
4.33	72.00	376	3.145338
4.33	43.00	2104	

Reviewer: delpolitov, 12-Mar-2018 18:08:14

Audit Action: Marked Compound Undetected Audit Reason: Invalid Compound ID

User Disabled Compound Report

TestAmerica Edison

Data File:	\\ChromNA\Edison\ChromData\CVOAMS6\20180309-68582.b\F60631.D		
Injection Date:	10-Mar-2018 05:01:30	Instrument ID:	CVOAMS6
Lims ID:	460-151079-A-42	Lab Sample ID:	460-151079-42
Client ID:	PZ-522I		
Operator ID:		ALS Bottle#:	17 Worklist Smp#: 18
Purge Vol:	5.000 mL	Dil. Factor:	1.0000
Method:	8260624W6	Limit Group:	VOA - 8260C DKQP Water and Solid
Column:	Rtx-624 (0.25 mm)	Detector	MS SCAN

77 4-Methyl-2-pentanone (MIBK), CAS: 108-10-1

Processing Results

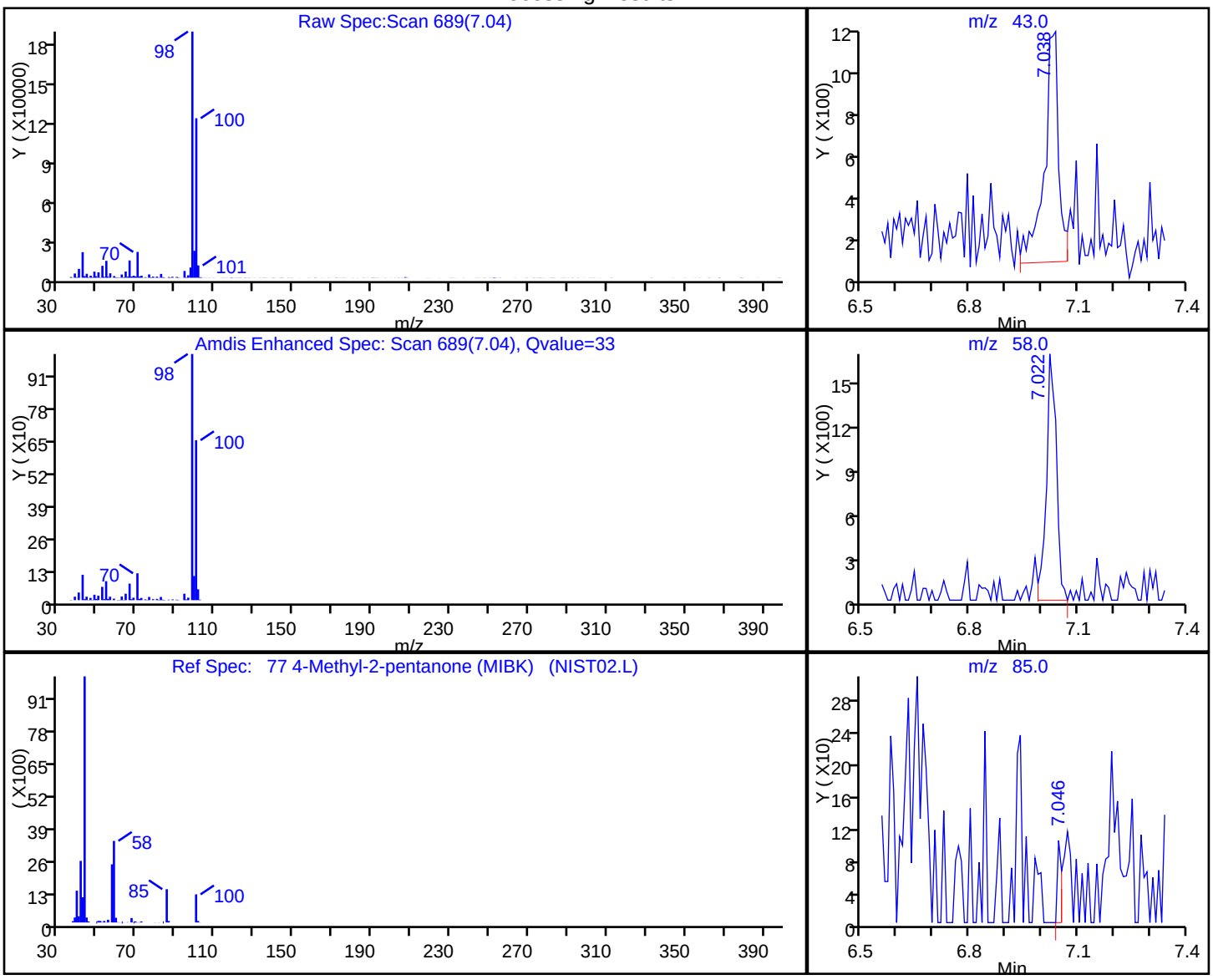

RT	Mass	Response	Amount
7.04	43.00	3132	1.413099
7.02	58.00	3171	
7.05	85.00	82	
7.03	100.00	315754	

Reviewer: delpolitov, 12-Mar-2018 18:08:14

Audit Action: Marked Compound Undetected Audit Reason: Invalid Compound ID

User Disabled Compound Report

TestAmerica Edison

Data File:	\\ChromNA\Edison\ChromData\CVOAMS6\20180309-68582.b\F60631.D		
Injection Date:	10-Mar-2018 05:01:30	Instrument ID:	CVOAMS6
Lims ID:	460-151079-A-42	Lab Sample ID:	460-151079-42
Client ID:	PZ-522I		
Operator ID:		ALS Bottle#:	17 Worklist Smp#: 18
Purge Vol:	5.000 mL	Dil. Factor:	1.0000
Method:	8260624W6	Limit Group:	VOA - 8260C DKQP Water and Solid
Column:	Rtx-624 (0.25 mm)	Detector	MS SCAN

98 Bromoform, CAS: 75-25-2

Processing Results

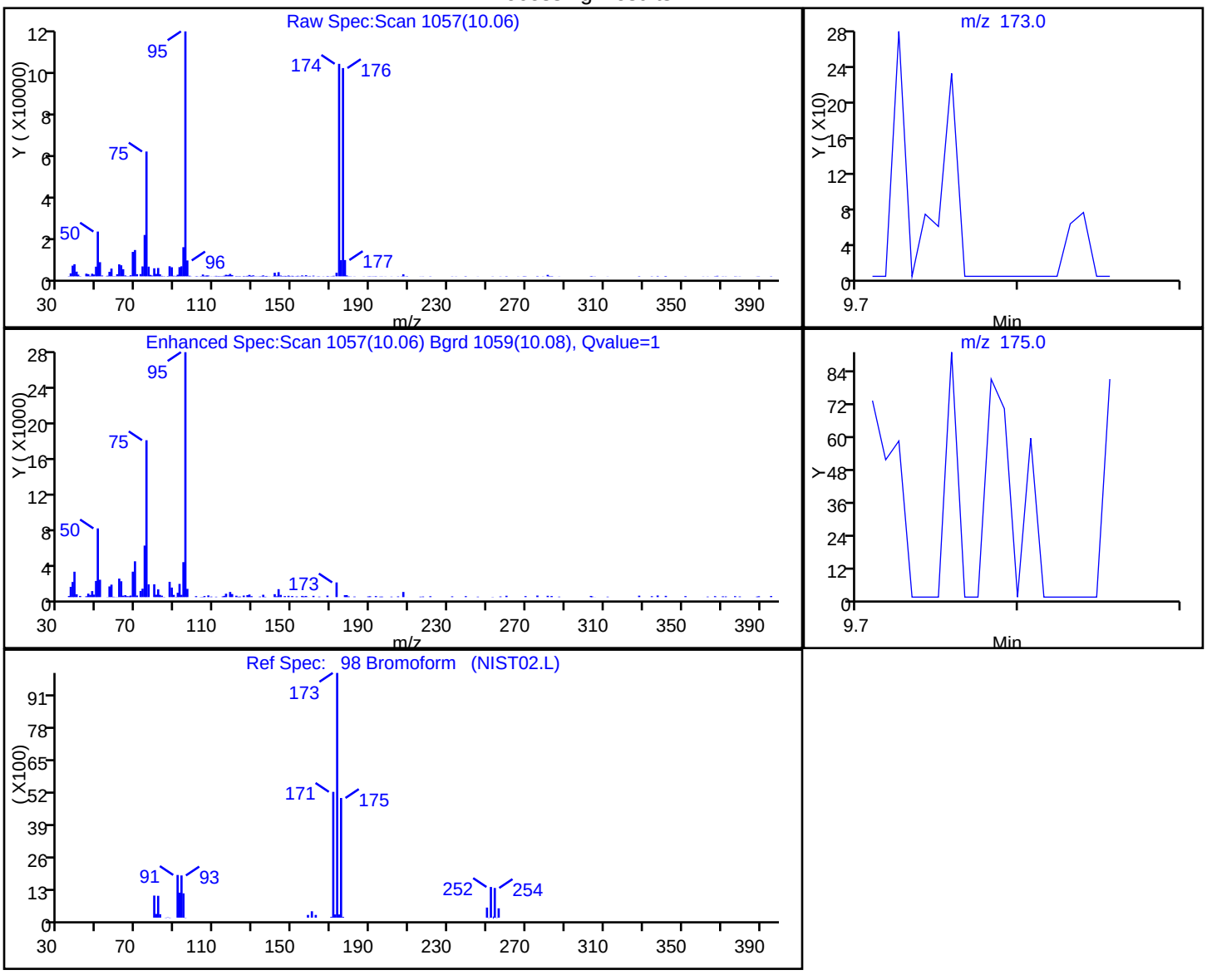

RT	Mass	Response	Amount
10.06	173.00	995	0.388253
10.07	175.00	17225	

Reviewer: delpolitov, 12-Mar-2018 18:08:14

Audit Action: Marked Compound Undetected Audit Reason: Invalid Compound ID

User Disabled Compound Report

TestAmerica Edison

Data File:	\\ChromNA\Edison\ChromData\CVOAMS6\20180309-68582.b\F60631.D		
Injection Date:	10-Mar-2018 05:01:30	Instrument ID:	CVOAMS6
Lims ID:	460-151079-A-42	Lab Sample ID:	460-151079-42
Client ID:	PZ-522I		
Operator ID:		ALS Bottle#:	17 Worklist Smp#: 18
Purge Vol:	5.000 mL	Dil. Factor:	1.0000
Method:	8260624W6	Limit Group:	VOA - 8260C DKQP Water and Solid
Column:	Rtx-624 (0.25 mm)	Detector	MS SCAN

6 Bromomethane, CAS: 74-83-9

Processing Results

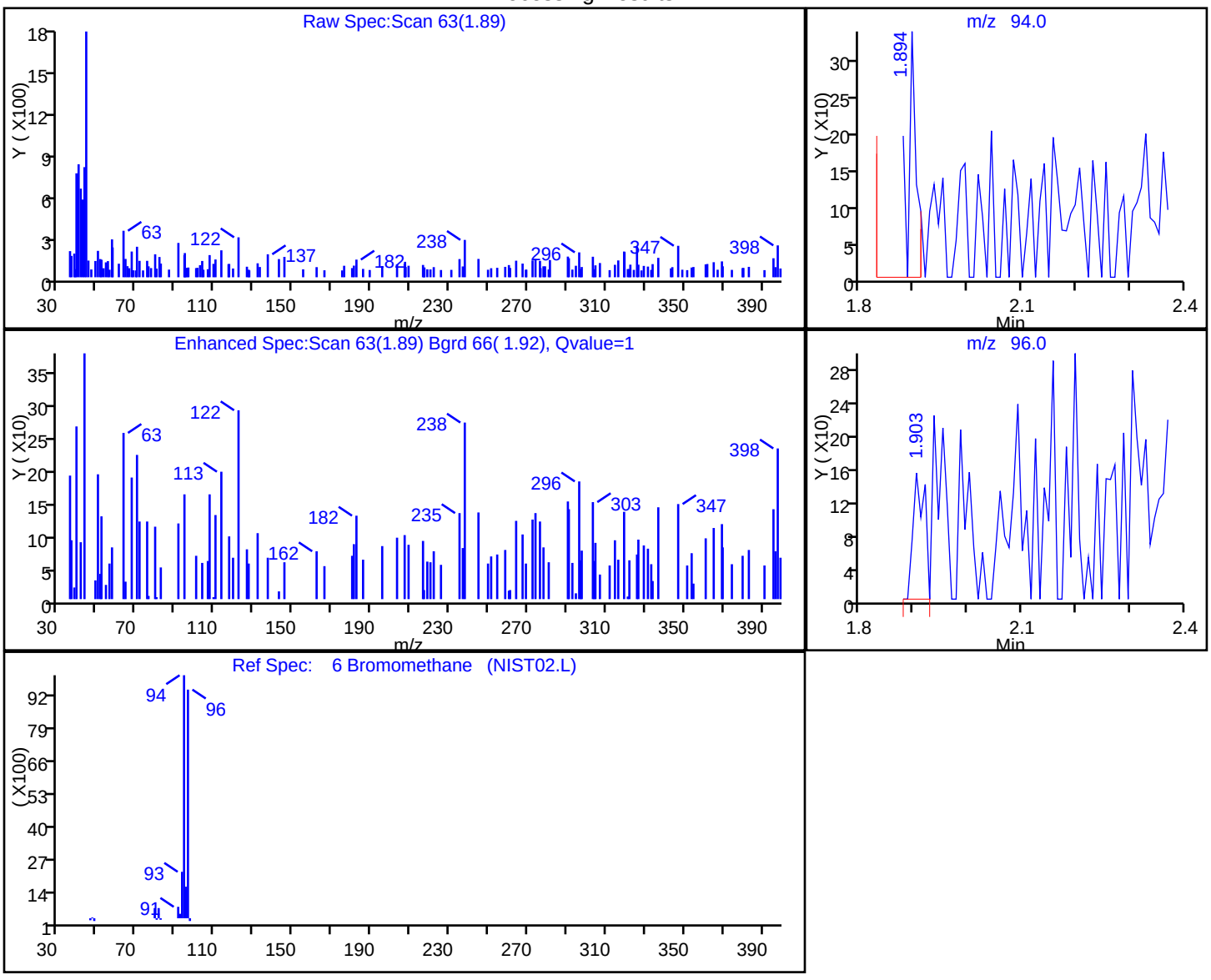

RT	Mass	Response	Amount
1.89	94.00	534	0.226821
1.90	96.00	229	

Reviewer: delpolitov, 12-Mar-2018 18:08:14

Audit Action: Marked Compound Undetected Audit Reason: Invalid Compound ID

Manual Integration/User Assign Peak Report

TestAmerica Edison

Data File:	\\ChromNA\Edison\ChromData\CVOAMS6\20180309-68582.b\F60631.D		
Injection Date:	10-Mar-2018 05:01:30	Instrument ID:	CVOAMS6
Lims ID:	460-151079-A-42	Lab Sample ID:	460-151079-42
Client ID:	PZ-522I		
Operator ID:		ALS Bottle#:	17 Worklist Smp#: 18
Purge Vol:	5.000 mL	Dil. Factor:	1.0000
Method:	8260624W6	Limit Group:	VOA - 8260C DKQP Water and Solid
Column:	Rtx-624 (0.25 mm)	Detector	MS SCAN

83 Tetrachloroethene, CAS: 127-18-4

Signal: 1

Processing Integration Results

RT: 7.71
Area: 2164
Amount: 0.522369
Amount Units: ug/l

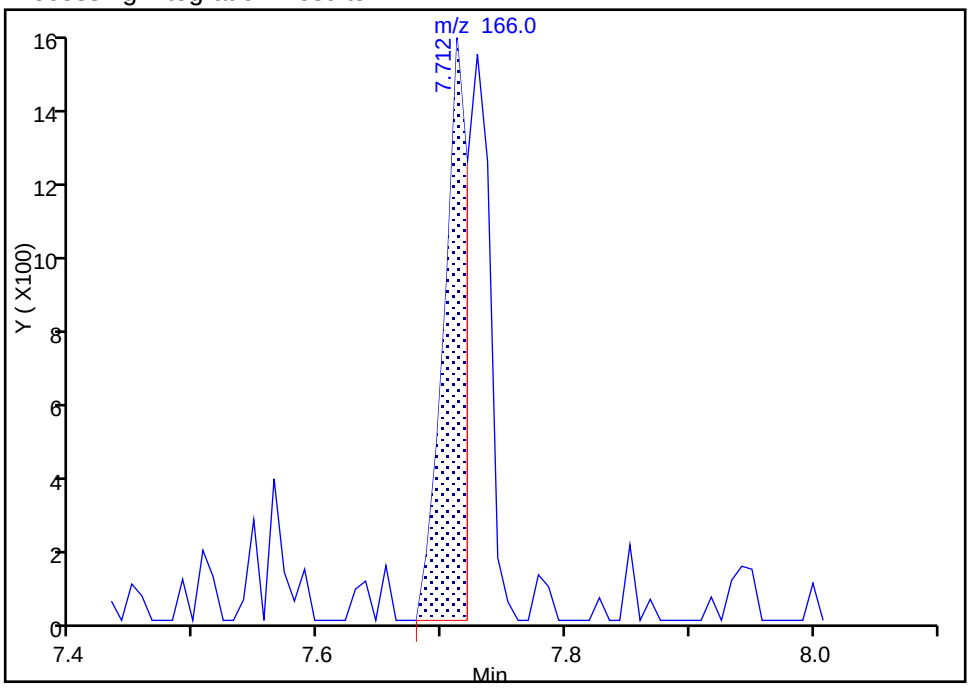

Manual Integration Results

RT: 7.71
Area: 3636
Amount: 0.877695
Amount Units: ug/l

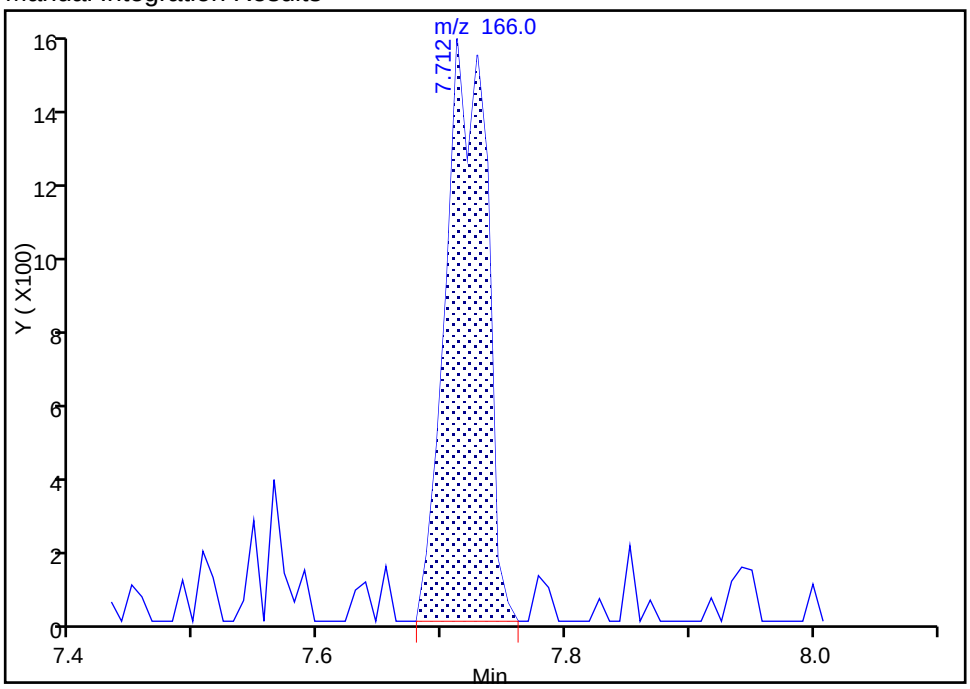

Reviewer: delpolitov, 12-Mar-2018 18:08:08

Audit Action: Manually Integrated Audit Reason: Incomplete Integration

FORM I
GC/MS VOA ORGANICS ANALYSIS DATA SHEET

Lab Name: TestAmerica Edison | Job No.: 460-151079-1

SDG No.:

Client Sample ID: PZ-522D | Lab Sample ID: 460-151079-43

Matrix: Water | Lab File ID: F60632.D

Analysis Method: 8260C | Date Collected: 02/27/2018 12:05

Sample wt/vol: 5(mL) | Date Analyzed: 03/10/2018 05:25

Soil Aliquot Vol: | Dilution Factor: 1

Soil Extract Vol.: | GC Column: Rtx-624 ID: 0.25(mm)

% Moisture: | Level: (low/med) Low

Analysis Batch No.: 502566 | Units: ug/L

CAS NO.	COMPOUND NAME	RESULT	Q	RL	MDL
71-55-6	1,1,1-Trichloroethane	0.28	U	1.0	0.28
79-34-5	1,1,2,2-Tetrachloroethane	0.19	U	1.0	0.19
79-00-5	1,1,2-Trichloroethane	0.080	U	1.0	0.080
75-34-3	1,1-Dichloroethane	0.36	J	1.0	0.24
75-35-4	1,1-Dichloroethene	0.34	U	1.0	0.34
87-61-6	1,2,3-Trichlorobenzene	0.35	U	1.0	0.35
120-82-1	1,2,4-Trichlorobenzene	0.27	U	1.0	0.27
96-12-8	1,2-Dibromo-3-Chloropropane	0.23	U	1.0	0.23
106-93-4	1,2-Dibromoethane	0.19	U	1.0	0.19
95-50-1	1,2-Dichlorobenzene	0.22	U	1.0	0.22
107-06-2	1,2-Dichloroethane	0.26	J	1.0	0.25
78-87-5	1,2-Dichloropropane	0.18	U	1.0	0.18
541-73-1	1,3-Dichlorobenzene	0.33	U	1.0	0.33
106-46-7	1,4-Dichlorobenzene	0.33	U	1.0	0.33
123-91-1	1,4-Dioxane	8.7	U *	50	8.7
78-93-3	2-Butanone	2.2	U	5.0	2.2
591-78-6	2-Hexanone	0.72	U	5.0	0.72
108-10-1	4-Methyl-2-pentanone	0.63	U	5.0	0.63
67-64-1	Acetone	1.1	U	5.0	1.1
71-43-2	Benzene	0.090	U	1.0	0.090
74-97-5	Bromochloromethane	0.30	U	1.0	0.30
75-27-4	Bromodichloromethane	0.15	U	1.0	0.15
75-25-2	Bromoform	0.18	U	1.0	0.18
74-83-9	Bromomethane	0.18	U	1.0	0.18
75-15-0	Carbon disulfide	0.22	U	1.0	0.22
56-23-5	Carbon tetrachloride	0.33	U	1.0	0.33
108-90-7	Chlorobenzene	0.24	U	1.0	0.24
75-00-3	Chloroethane	0.37	U	1.0	0.37
67-66-3	Chloroform	2.6		1.0	0.22
74-87-3	Chloromethane	0.22	U	1.0	0.22
156-59-2	cis-1,2-Dichloroethene	0.35	J	1.0	0.26
10061-01-5	cis-1,3-Dichloropropene	0.16	U	1.0	0.16
110-82-7	Cyclohexane	0.26	U	1.0	0.26
124-48-1	Dibromochloromethane	0.22	U	1.0	0.22
75-71-8	Dichlorodifluoromethane	0.14	U	1.0	0.14
100-41-4	Ethylbenzene	0.30	U	1.0	0.30

FORM I
GC/MS VOA ORGANICS ANALYSIS DATA SHEET

Lab Name: TestAmerica Edison | Job No.: 460-151079-1

SDG No.:

Client Sample ID: PZ-522D | Lab Sample ID: 460-151079-43

Matrix: Water | Lab File ID: F60632.D

Analysis Method: 8260C | Date Collected: 02/27/2018 12:05

Sample wt/vol: 5(mL) | Date Analyzed: 03/10/2018 05:25

Soil Aliquot Vol: | Dilution Factor: 1

Soil Extract Vol.: | GC Column: Rtx-624 ID: 0.25(mm)

% Moisture: | Level: (low/med) Low

Analysis Batch No.: 502566 | Units: ug/L

CAS NO.	COMPOUND NAME	RESULT	Q	RL	MDL
76-13-1	Freon TF	0.34	U	1.0	0.34
98-82-8	Isopropylbenzene	0.32	U	1.0	0.32
179601-23-1	m&p-Xylene	0.28	U	1.0	0.28
79-20-9	Methyl acetate	0.58	U	5.0	0.58
108-87-2	Methylcyclohexane	0.22	U	1.0	0.22
75-09-2	Methylene Chloride	0.54	J	1.0	0.21
1634-04-4	MTBE	0.13	U	1.0	0.13
95-47-6	o-Xylene	0.32	U	1.0	0.32
100-42-5	Styrene	0.17	U	1.0	0.17
127-18-4	Tetrachloroethene	0.19	J	1.0	0.12
108-88-3	Toluene	0.25	U	1.0	0.25
156-60-5	trans-1,2-Dichloroethene	0.18	U	1.0	0.18
10061-02-6	trans-1,3-Dichloropropene	0.19	U	1.0	0.19
79-01-6	Trichloroethene	2.0		1.0	0.22
75-69-4	Trichlorofluoromethane	0.15	U	1.0	0.15
75-01-4	Vinyl chloride	0.060	U	1.0	0.060

CAS NO.	SURROGATE	%REC	Q	LIMITS
17060-07-0	1,2-Dichloroethane-d4 (Surr)	97		70-130
460-00-4	Bromofluorobenzene	105		70-130
1868-53-7	Dibromofluoromethane (Surr)	104		70-130
2037-26-5	Toluene-d8 (Surr)	95		70-130

FORM I
GC/MS VOA ORGANICS ANALYSIS DATA SHEET
TENTATIVELY IDENTIFIED COMPOUNDS

Lab Name: TestAmerica Edison Job No.: 460-151079-1

SDG No.:

Client Sample ID: PZ-522D Lab Sample ID: 460-151079-43

Matrix: Water Lab File ID: F60632.D

Analysis Method: 8260C Date Collected: 02/27/2018 12:05

Sample wt/vol: 5(mL) Date Analyzed: 03/10/2018 05:25

Soil Aliquot Vol: Dilution Factor: 1

Soil Extract Vol.: GC Column: Rtx-624 ID: 0.25(mm)

% Moisture: Level: (low/med) Low

Analysis Batch No.: 502566 Units: ug/L

Number TICs Found: 0 TIC Result Total: 0

CAS NO.	COMPOUND NAME	RT	RESULT	Q	MATCH QUALITY
	Tentatively Identified Compound		None		

TestAmerica Edison
Target Compound Quantitation Report

Data File: \\ChromNA\Edison\ChromData\CVOAMS6\20180309-68582.b\F60632.D
Lims ID: 460-151079-A-43
Client ID: PZ-522D
Sample Type: Client
Inject. Date: 10-Mar-2018 05:25:30 ALS Bottle#: 18 Worklist Smp#: 19
Purge Vol: 5.000 mL Dil. Factor: 1.0000
Sample Info: 460-151079-A-43
Misc. Info.: 460-0068582-019
Operator ID: Instrument ID: CVOAMS6

Method: \\ChromNA\Edison\ChromData\CVOAMS6\20180309-68582.b\8260624W6.m
Limit Group: VOA - 8260C DKQP Water and Solid
Last Update: 12-Mar-2018 18:08:57 Calib Date: 09-Mar-2018 04:49:30
Integrator: RTE ID Type: Deconvolution ID
Quant Method: Internal Standard Quant By: Initial Calibration
Last ICal File: \\ChromNA\Edison\ChromData\CVOAMS6\20180309-68530.b\F60575.D

Column 1 : Rtx-624 (0.25 mm) Det: MS SCAN
Process Host: XAWRK008

First Level Reviewer: moroneyc Date: 12-Mar-2018 06:51:56

Compound	Sig	RT (min.)	Exp RT (min.)	Dlt RT (min.)	Q	Response	OnCol Amt ug/l	Flags
* 26 TBA-d9 (IS)	65	3.217	3.217	0.000	0	206474	1000.0	
27 Methylene Chloride	84	3.226	3.234	-0.008	30	1938	0.5366	
34 1,1-Dichloroethane	63	3.793	3.809	-0.016	16	1997	0.3608	M
* 38 2-Butanone-d5	46	4.269	4.277	-0.008	0	198730	250.0	
40 cis-1,2-Dichloroethene	96	4.319	4.318	0.000	26	1253	0.3476	
48 Chloroform	83	4.590	4.598	-0.008	98	14315	2.55	
$ 51 Dibromofluoromethane (Surr	113	4.746	4.754	-0.008	97	145843	52.1	
$ 56 1,2-Dichloroethane-d4 (Sur	65	5.099	5.099	0.000	0	143807	48.3	
59 1,2-Dichloroethane	62	5.165	5.173	-0.008	32	1063	0.2586	
* 61 Fluorobenzene	96	5.362	5.370	-0.008	99	482939	50.0	
63 Trichloroethene	95	5.715	5.724	-0.009	95	6661	2.05	
* 67 1,4-Dioxane-d8	96	6.061	6.060	0.000	0	23946	1000.0	
$ 78 Toluene-d8 (Surr)	98	7.030	7.030	0.000	100	467497	47.5	
83 Tetrachloroethene	166	7.720	7.720	0.000	50	762	0.1912	
* 89 Chlorobenzene-d5	117	8.821	8.821	0.000	84	405562	50.0	
$ 100 4-Bromofluorobenzene	174	10.070	10.070	0.000	96	204669	52.4	
* 116 1,4-Dichlorobenzene-d4	152	10.941	10.941	0.000	94	274055	50.0	

QC Flag Legend

Review Flags
M - Manually Integrated

Reagents:

VOA6IS/SURR_00009 Amount Added: 5.00 Units: uL Run Reagent

Report Date: 12-Mar-2018 18:08:59 Chrom Revision: 2.2 08-Feb-2018 13:38:42

TestAmerica Edison

Data File: \\ChromNA\Edison\ChromData\CVOAMS6\20180309-68582.b\F60632.D

Injection Date:	10-Mar-2018 05:25:30	Instrument ID:	CVOAMS6	Operator ID:	
Lims ID:	460-151079-A-43	Lab Sample ID:	460-151079-43	Worklist Smp#:	19
Client ID:	PZ-522D				
Purge Vol:	5.000 mL	Dil. Factor:	1.0000	ALS Bottle#:	18
Method:	8260624W6	Limit Group:	VOA - 8260C DKQP Water and Solid		

Column: Rtx-624 (0.25 mm)

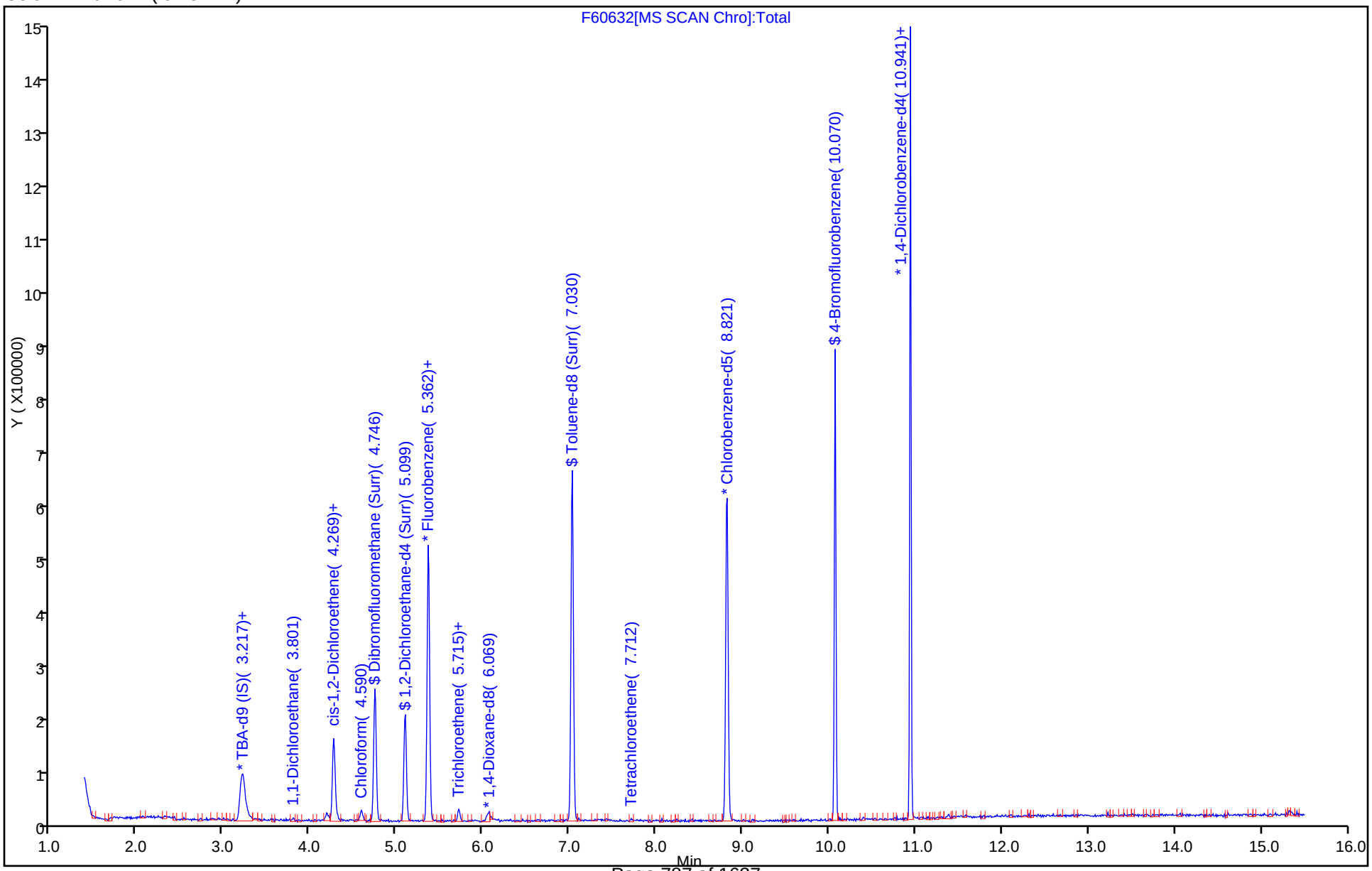

Report Date: 12-Mar-2018 18:08:59 Chrom Revision: 2.2 08-Feb-2018 13:38:42

TestAmerica Edison

Data File: \\ChromNA\Edison\ChromData\CVOAMS6\20180309-68582.b\F60632.D

Injection Date:	10-Mar-2018 05:25:30	Instrument ID:	CVOAMS6
Lims ID:	460-151079-A-43	Lab Sample ID:	460-151079-43
Client ID:	PZ-522D		
Operator ID:		ALS Bottle#:	18 Worklist Smp#: 19
Purge Vol:	5.000 mL	Dil. Factor:	1.0000
Method:	8260624W6	Limit Group:	VOA - 8260C DKQP Water and Solid
Column:	Rtx-624 (0.25 mm)	Detector	MS SCAN

34 1,1-Dichloroethane, CAS: 75-34-3

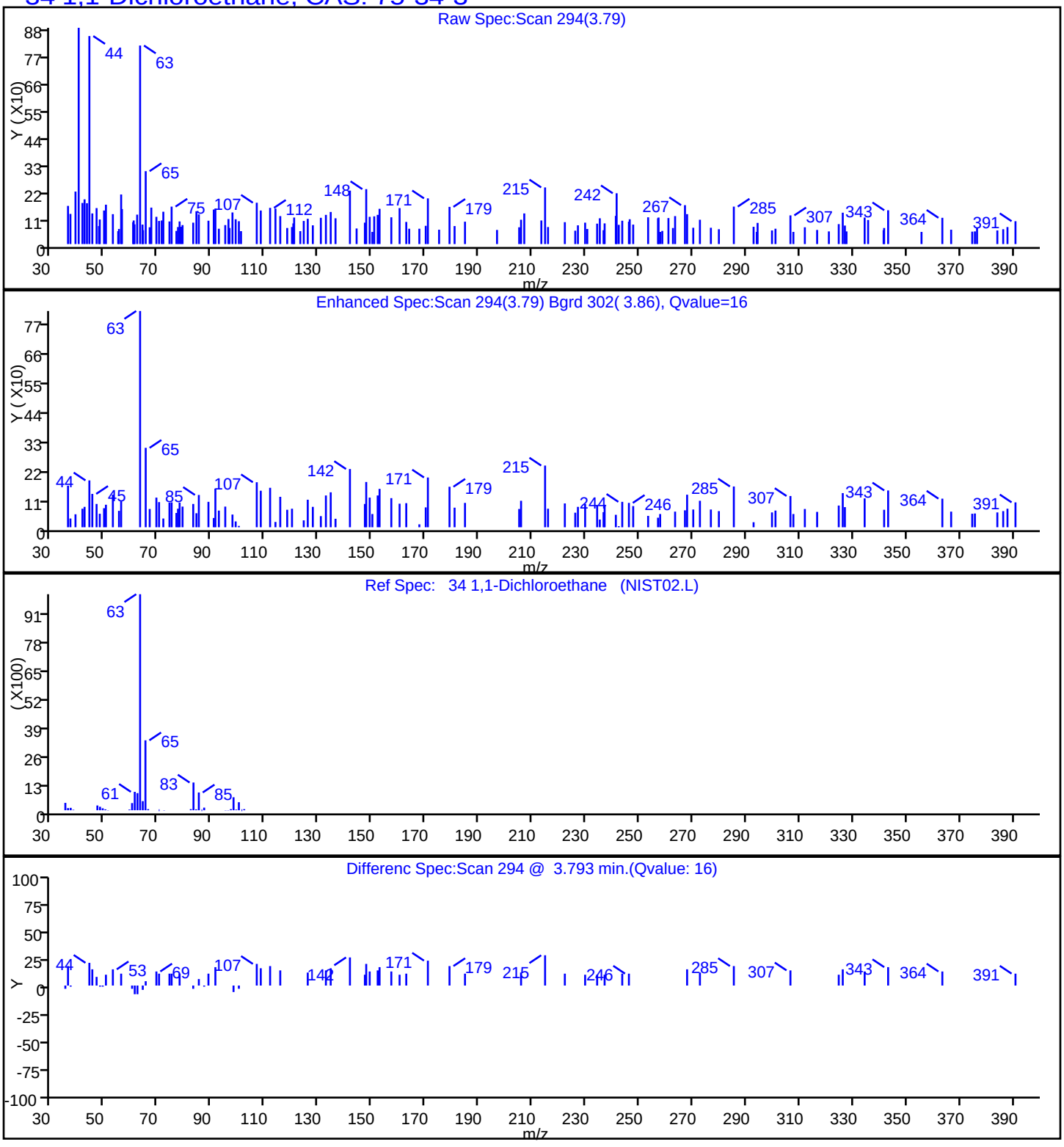

Report Date: 12-Mar-2018 18:08:59 Chrom Revision: 2.2 08-Feb-2018 13:38:42

TestAmerica Edison

Data File: \\ChromNA\Edison\ChromData\CVOAMS6\20180309-68582.b\F60632.D

Injection Date:	10-Mar-2018 05:25:30	Instrument ID:	CVOAMS6
Lims ID:	460-151079-A-43	Lab Sample ID:	460-151079-43
Client ID:	PZ-522D		
Operator ID:		ALS Bottle#:	18 Worklist Smp#: 19
Purge Vol:	5.000 mL	Dil. Factor:	1.0000
Method:	8260624W6	Limit Group:	VOA - 8260C DKQP Water and Solid
Column:	Rtx-624 (0.25 mm)	Detector	MS SCAN

59 1,2-Dichloroethane, CAS: 107-06-2

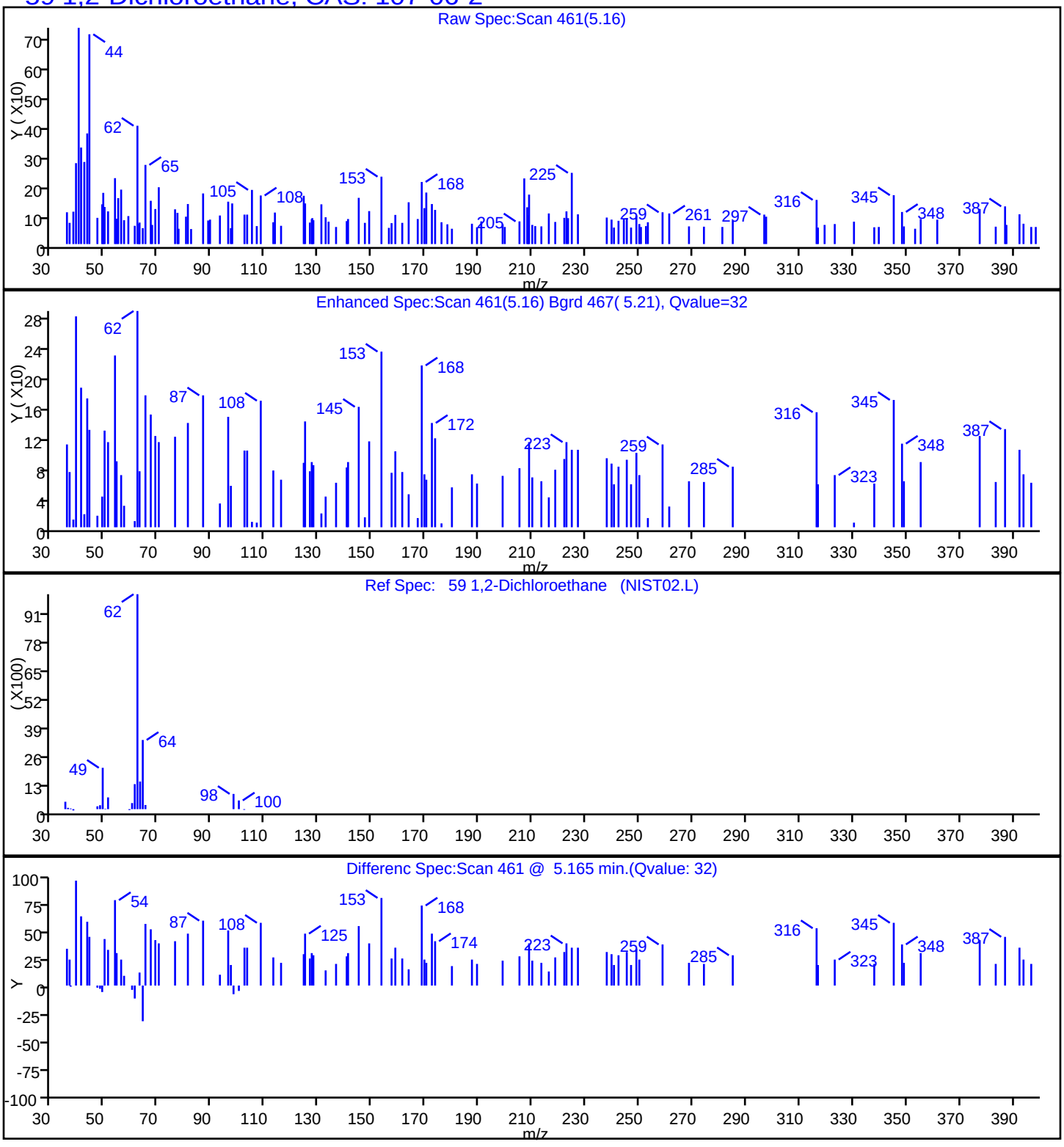

Report Date: 12-Mar-2018 18:08:59 Chrom Revision: 2.2 08-Feb-2018 13:38:42

TestAmerica Edison

Data File: \\ChromNA\Edison\ChromData\CVOAMS6\20180309-68582.b\F60632.D

Injection Date:	10-Mar-2018 05:25:30	Instrument ID:	CVOAMS6
Lims ID:	460-151079-A-43	Lab Sample ID:	460-151079-43
Client ID:	PZ-522D		
Operator ID:		ALS Bottle#:	18 Worklist Smp#: 19
Purge Vol:	5.000 mL	Dil. Factor:	1.0000
Method:	8260624W6	Limit Group:	VOA - 8260C DKQP Water and Solid
Column:	Rtx-624 (0.25 mm)	Detector	MS SCAN

48 Chloroform, CAS: 67-66-3

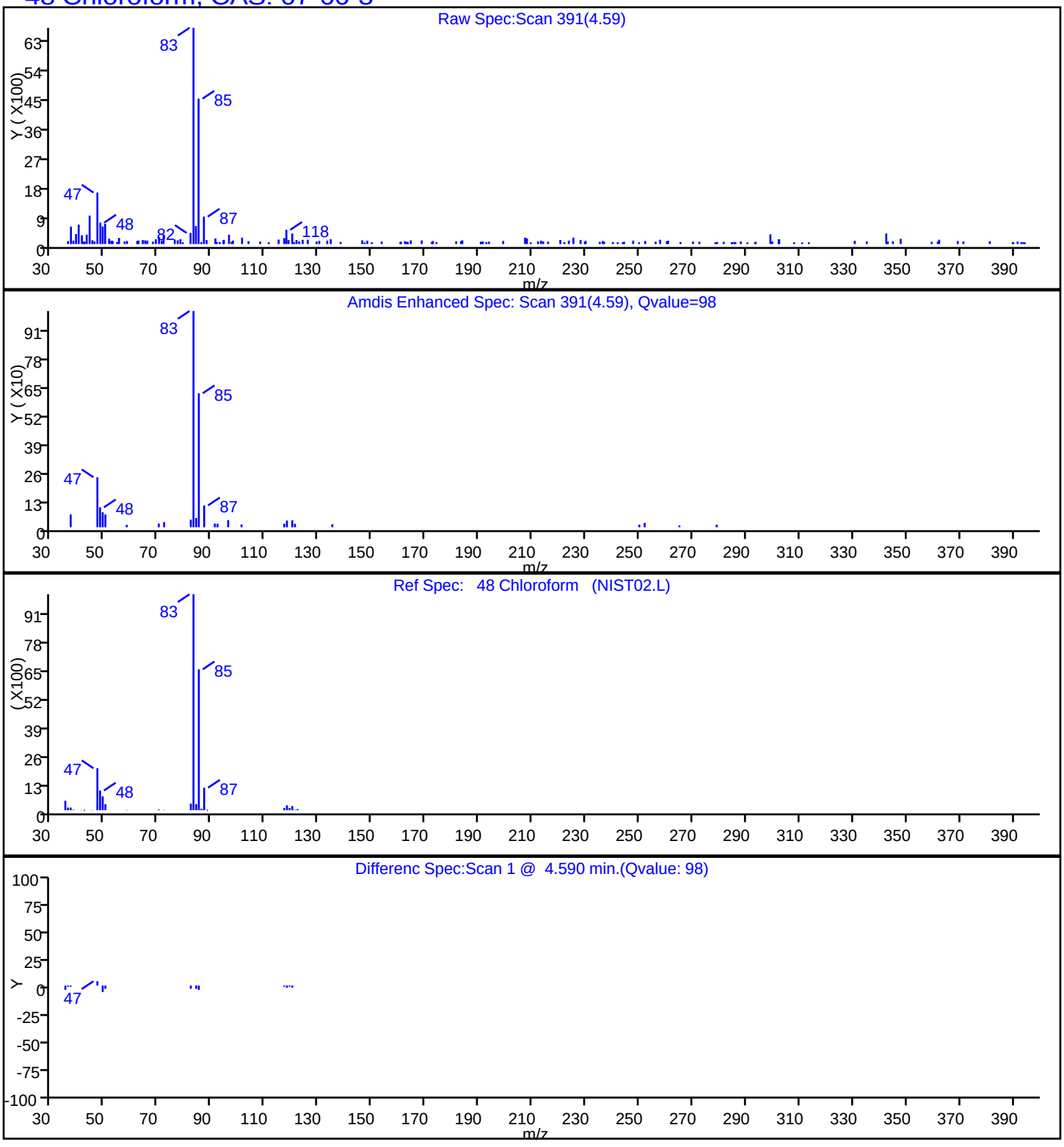

Report Date: 12-Mar-2018 18:08:59 Chrom Revision: 2.2 08-Feb-2018 13:38:42

TestAmerica Edison

Data File: \\ChromNA\Edison\ChromData\CVOAMS6\20180309-68582.b\F60632.D

Injection Date:	10-Mar-2018 05:25:30	Instrument ID:	CVOAMS6
Lims ID:	460-151079-A-43	Lab Sample ID:	460-151079-43
Client ID:	PZ-522D		
Operator ID:		ALS Bottle#:	18 Worklist Smp#: 19
Purge Vol:	5.000 mL	Dil. Factor:	1.0000
Method:	8260624W6	Limit Group:	VOA - 8260C DKQP Water and Solid
Column:	Rtx-624 (0.25 mm)	Detector	MS SCAN

40 cis-1,2-Dichloroethene, CAS: 156-59-2

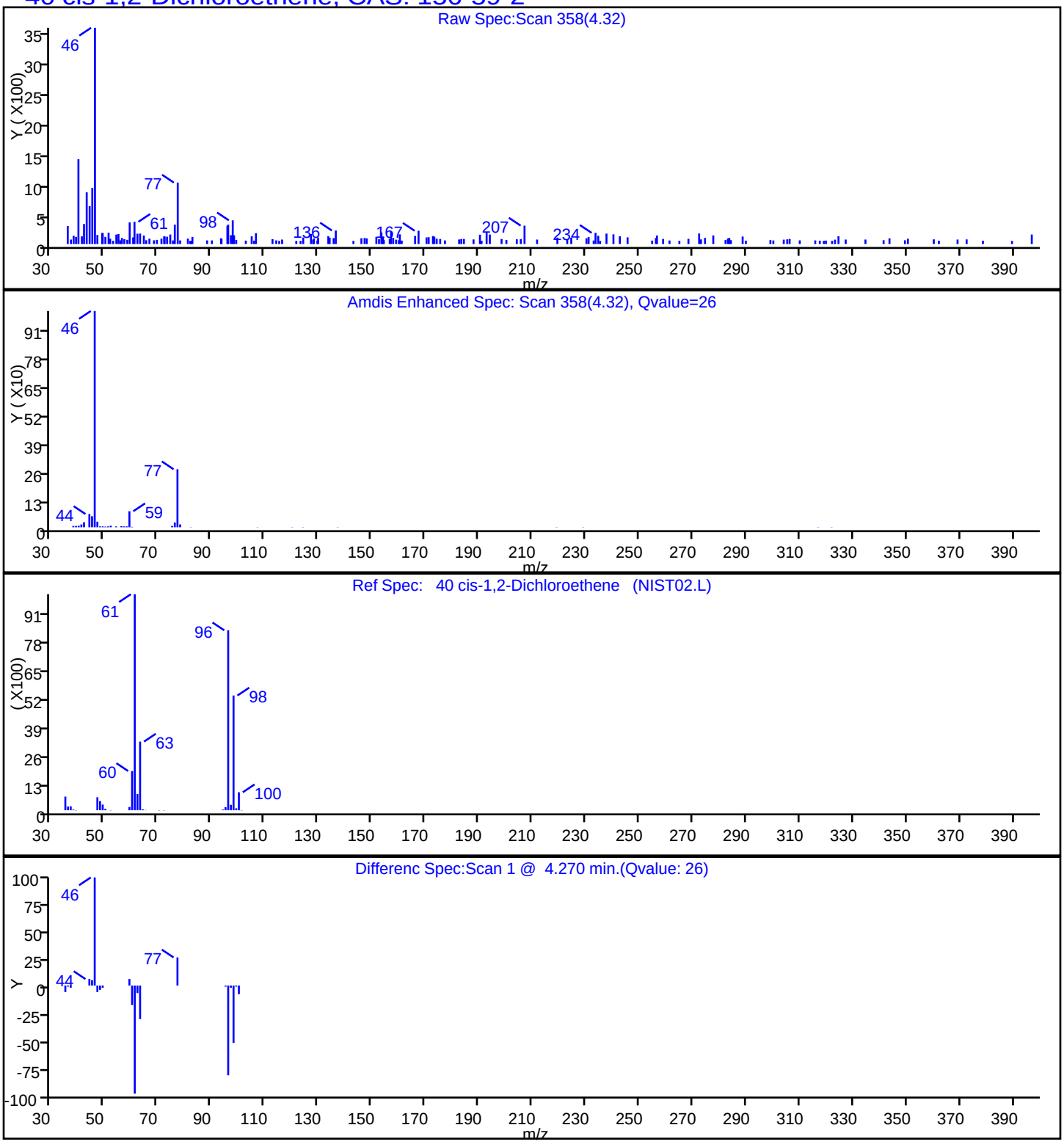

Report Date: 12-Mar-2018 18:08:59 Chrom Revision: 2.2 08-Feb-2018 13:38:42

TestAmerica Edison

Data File: \\ChromNA\Edison\ChromData\CVOAMS6\20180309-68582.b\F60632.D

Injection Date:	10-Mar-2018 05:25:30	Instrument ID:	CVOAMS6
Lims ID:	460-151079-A-43	Lab Sample ID:	460-151079-43
Client ID:	PZ-522D		
Operator ID:		ALS Bottle#:	18 Worklist Smp#: 19
Purge Vol:	5.000 mL	Dil. Factor:	1.0000
Method:	8260624W6	Limit Group:	VOA - 8260C DKQP Water and Solid
Column:	Rtx-624 (0.25 mm)	Detector	MS SCAN

27 Methylene Chloride, CAS: 75-09-2

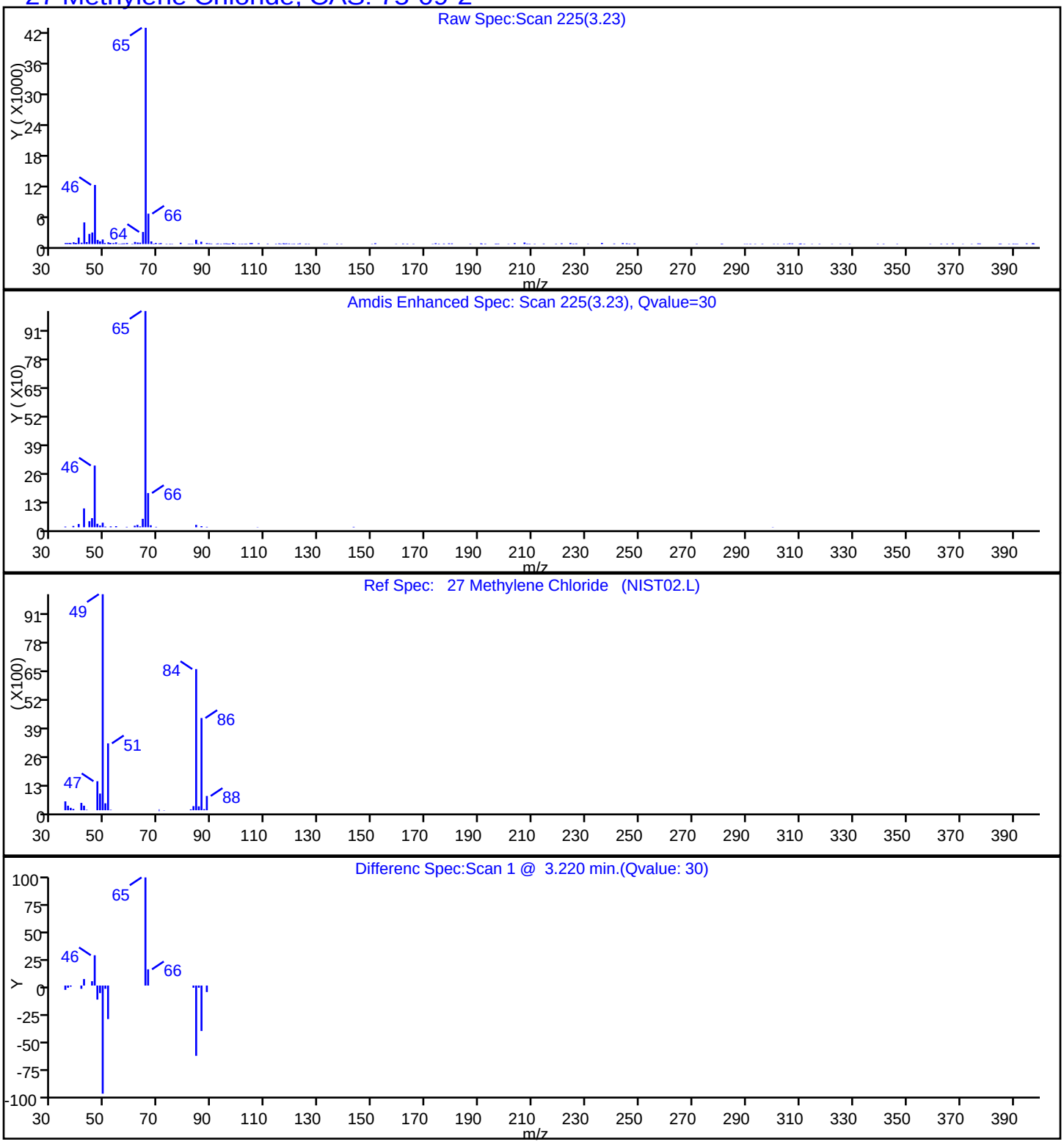

Report Date: 12-Mar-2018 18:08:59 Chrom Revision: 2.2 08-Feb-2018 13:38:42

TestAmerica Edison

Data File: \\ChromNA\Edison\ChromData\CVOAMS6\20180309-68582.b\F60632.D

Injection Date:	10-Mar-2018 05:25:30	Instrument ID:	CVOAMS6
Lims ID:	460-151079-A-43	Lab Sample ID:	460-151079-43
Client ID:	PZ-522D		
Operator ID:		ALS Bottle#:	18 Worklist Smp#: 19
Purge Vol:	5.000 mL	Dil. Factor:	1.0000
Method:	8260624W6	Limit Group:	VOA - 8260C DKQP Water and Solid
Column:	Rtx-624 (0.25 mm)	Detector	MS SCAN

83 Tetrachloroethene, CAS: 127-18-4

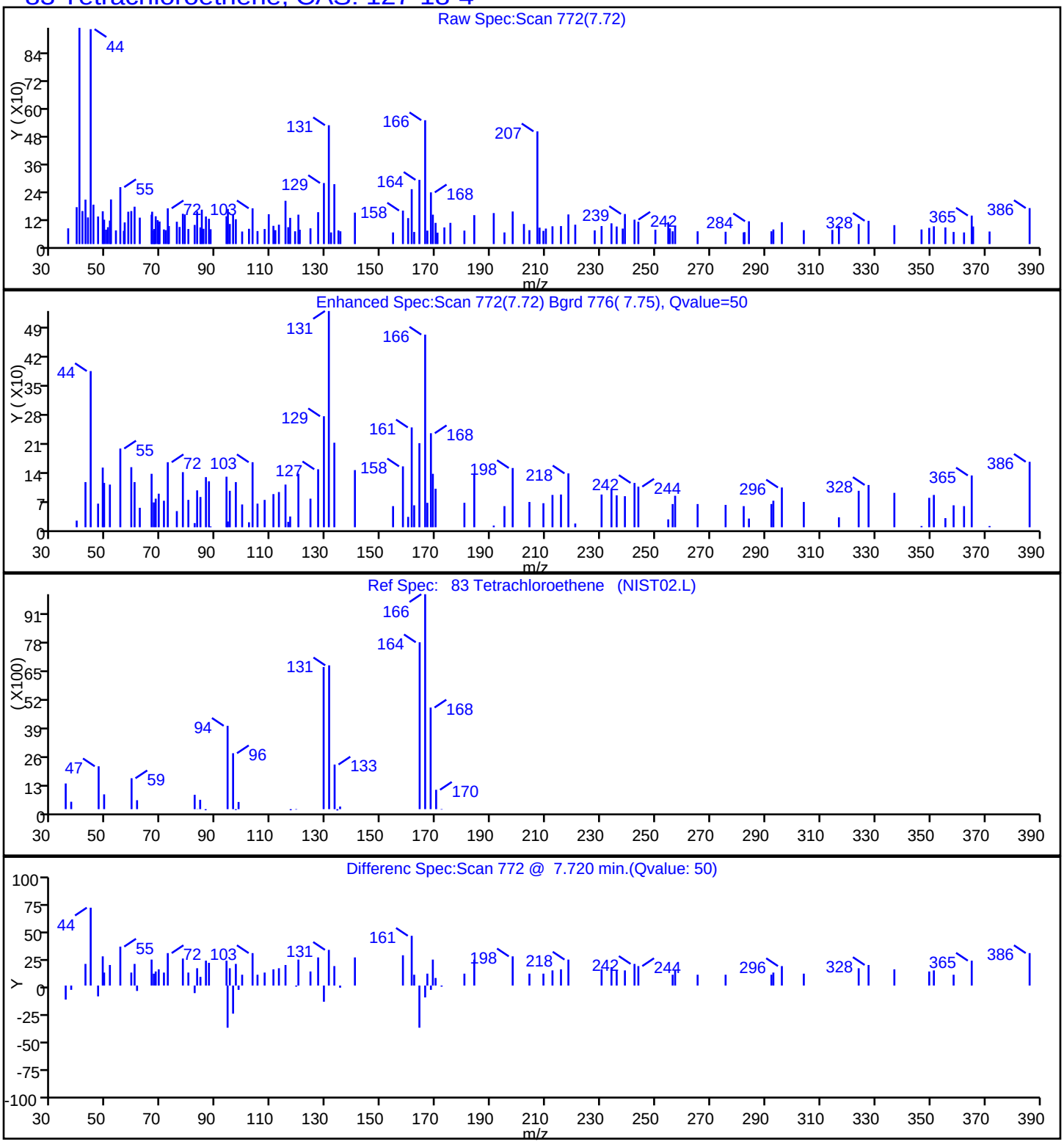

Report Date: 12-Mar-2018 18:08:59 Chrom Revision: 2.2 08-Feb-2018 13:38:42

TestAmerica Edison

Data File: \\ChromNA\Edison\ChromData\CVOAMS6\20180309-68582.b\F60632.D

Injection Date:	10-Mar-2018 05:25:30	Instrument ID:	CVOAMS6
Lims ID:	460-151079-A-43	Lab Sample ID:	460-151079-43
Client ID:	PZ-522D		
Operator ID:		ALS Bottle#:	18 Worklist Smp#: 19
Purge Vol:	5.000 mL	Dil. Factor:	1.0000
Method:	8260624W6	Limit Group:	VOA - 8260C DKQP Water and Solid
Column:	Rtx-624 (0.25 mm)	Detector	MS SCAN

63 Trichloroethene, CAS: 79-01-6

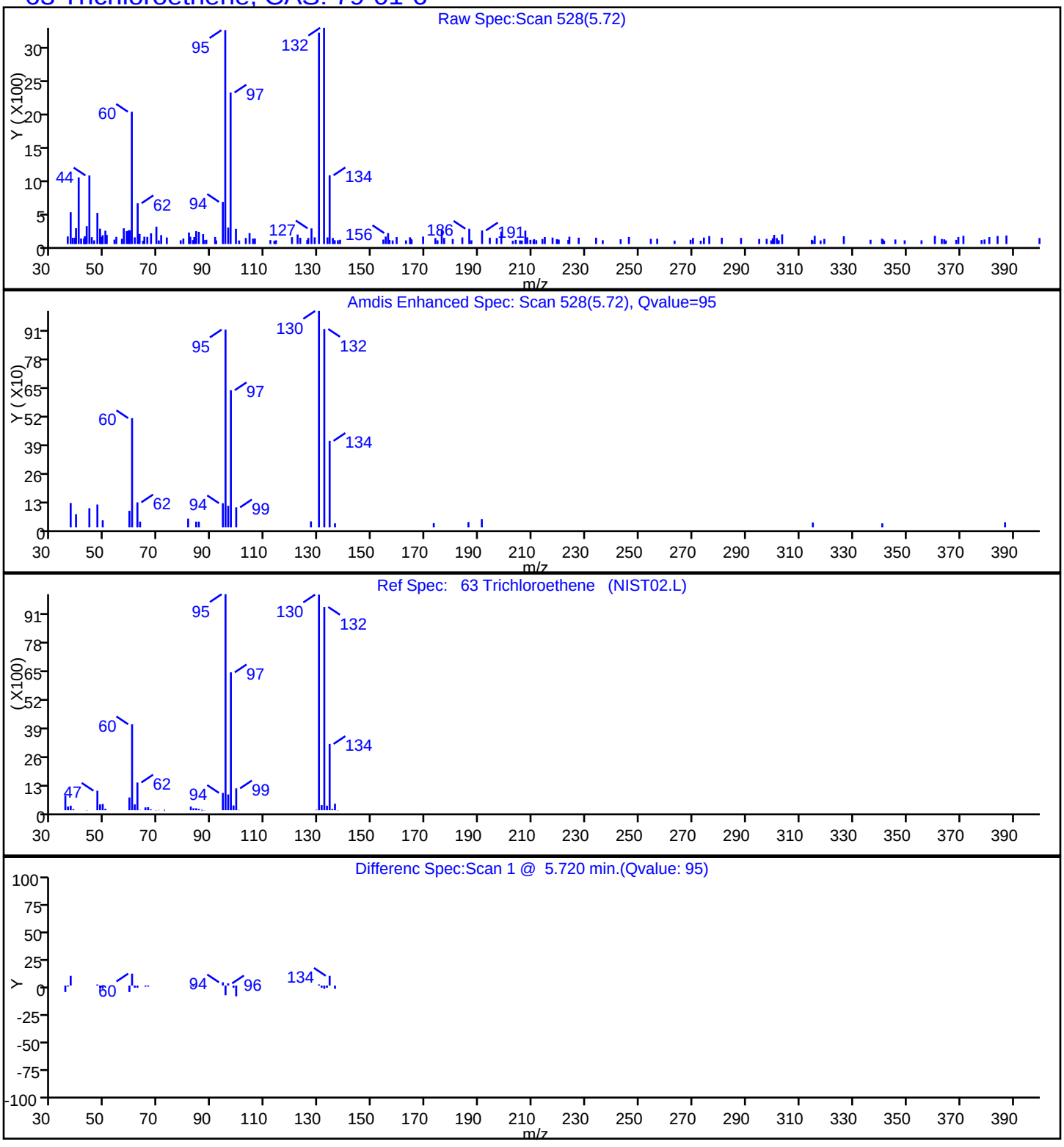

User Disabled Compound Report

TestAmerica Edison

Data File:	\\ChromNA\Edison\ChromData\CVOAMS6\20180309-68582.b\F60632.D		
Injection Date:	10-Mar-2018 05:25:30	Instrument ID:	CVOAMS6
Lims ID:	460-151079-A-43	Lab Sample ID:	460-151079-43
Client ID:	PZ-522D		
Operator ID:		ALS Bottle#:	18 Worklist Smp#: 19
Purge Vol:	5.000 mL	Dil. Factor:	1.0000
Method:	8260624W6	Limit Group:	VOA - 8260C DKQP Water and Solid
Column:	Rtx-624 (0.25 mm)	Detector	MS SCAN

82 1,1,2-Trichloroethane, CAS: 79-00-5

Processing Results

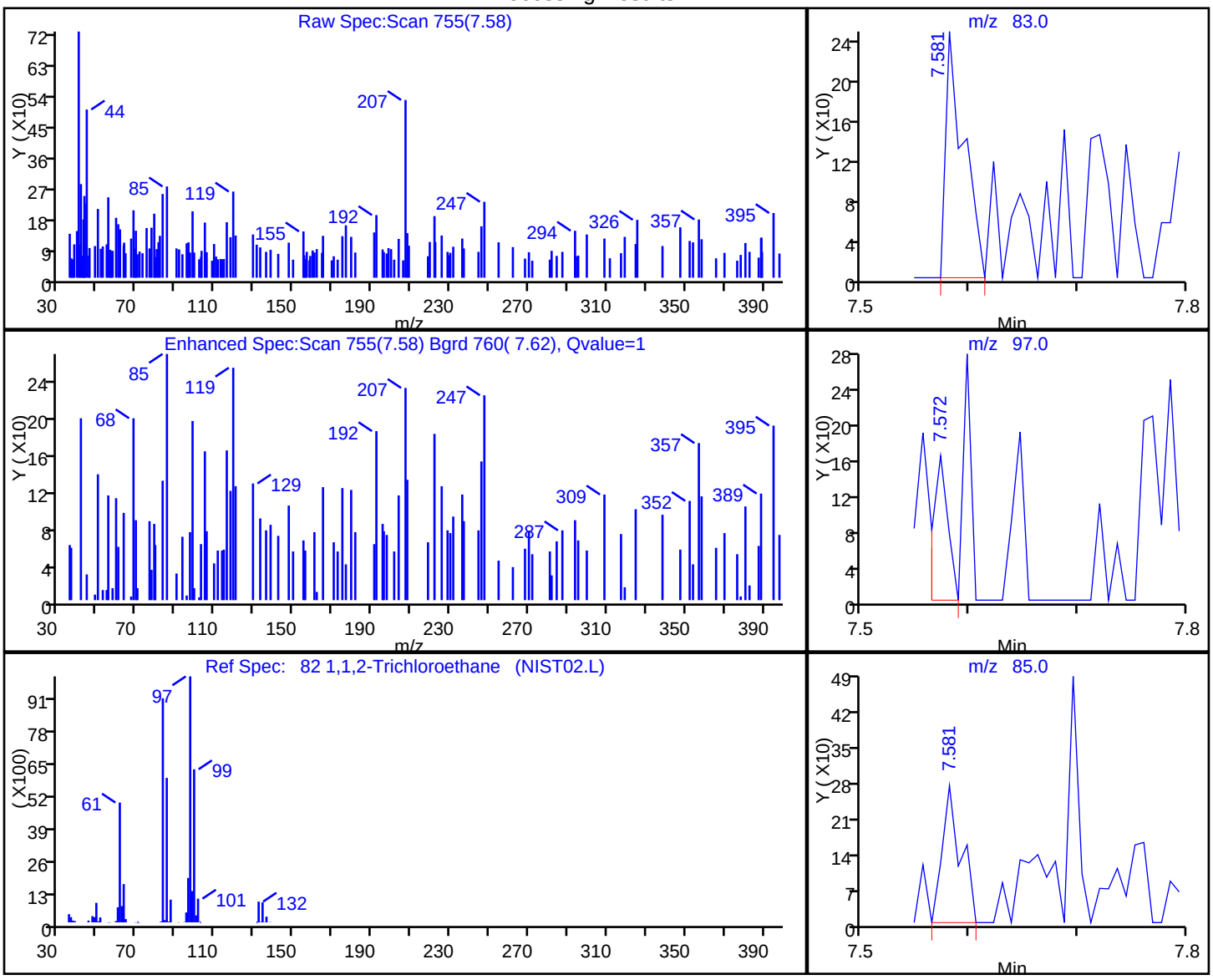

RT	Mass	Response	Amount
7.58	83.00	285	0.123674
7.57	97.00	156	
7.58	85.00	319	

Reviewer: delpolitov, 12-Mar-2018 18:08:57

Audit Action: Marked Compound Undetected Audit Reason: Invalid Compound ID

Manual Integration/User Assign Peak Report

TestAmerica Edison

Data File:	\\ChromNA\Edison\ChromData\CVOAMS6\20180309-68582.b\F60632.D		
Injection Date:	10-Mar-2018 05:25:30	Instrument ID:	CVOAMS6
Lims ID:	460-151079-A-43	Lab Sample ID:	460-151079-43
Client ID:	PZ-522D		
Operator ID:		ALS Bottle#:	18 Worklist Smp#: 19
Purge Vol:	5.000 mL	Dil. Factor:	1.0000
Method:	8260624W6	Limit Group:	VOA - 8260C DKQP Water and Solid
Column:	Rtx-624 (0.25 mm)	Detector	MS SCAN

34 1,1-Dichloroethane, CAS: 75-34-3

Signal: 1

Processing Integration Results

RT: 3.79
Area: 1382
Amount: 0.249716
Amount Units: ug/l

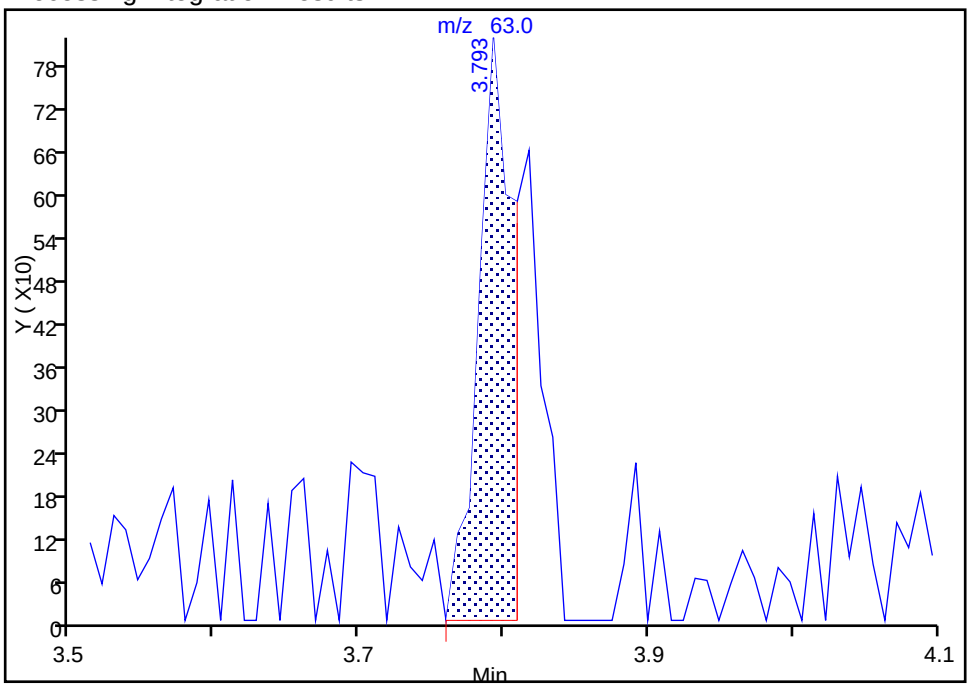

Manual Integration Results

RT: 3.79
Area: 1997
Amount: 0.360842
Amount Units: ug/l

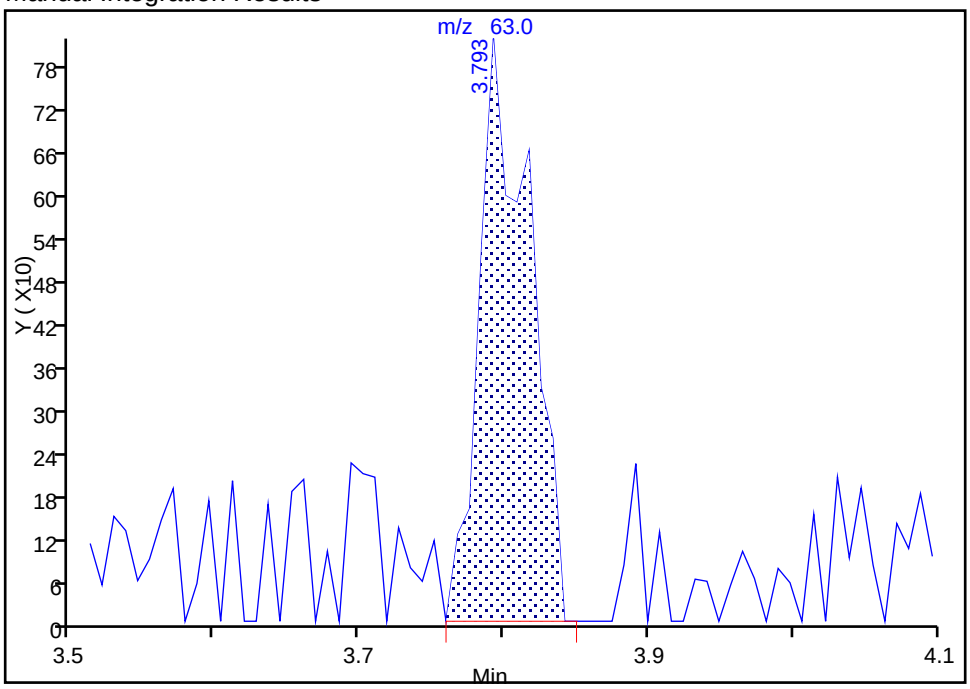

Reviewer: delpolitov, 12-Mar-2018 18:08:39

Audit Action: Manually Integrated Audit Reason: Incomplete Integration

User Disabled Compound Report

TestAmerica Edison

Data File:	\\ChromNA\Edison\ChromData\CVOAMS6\20180309-68582.b\F60632.D		
Injection Date:	10-Mar-2018 05:25:30	Instrument ID:	CVOAMS6
Lims ID:	460-151079-A-43	Lab Sample ID:	460-151079-43
Client ID:	PZ-522D		
Operator ID:		ALS Bottle#:	18 Worklist Smp#: 19
Purge Vol:	5.000 mL	Dil. Factor:	1.0000
Method:	8260624W6	Limit Group:	VOA - 8260C DKQP Water and Solid
Column:	Rtx-624 (0.25 mm)	Detector	MS SCAN

69 1,4-Dioxane, CAS: 123-91-1

Processing Results

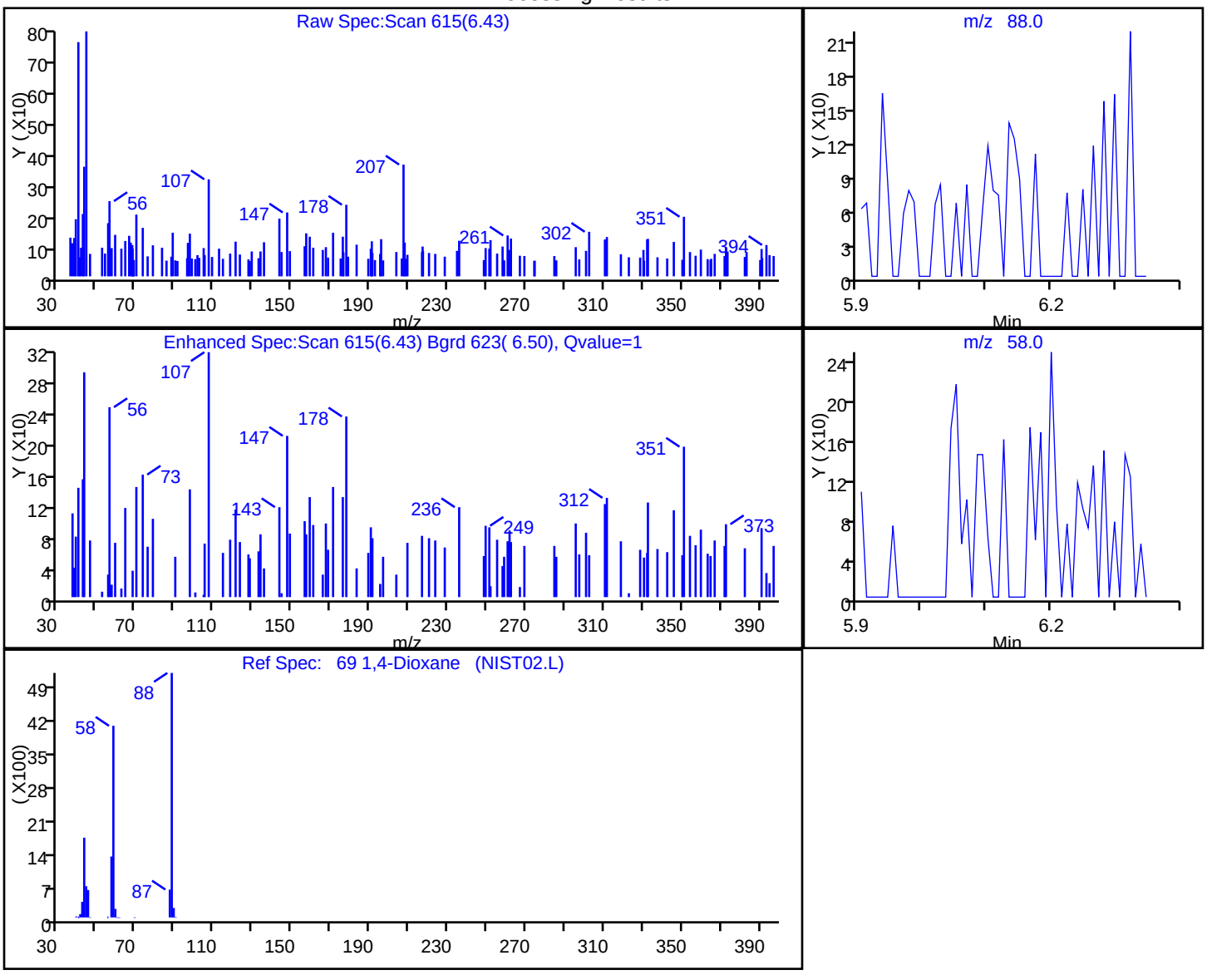

RT	Mass	Response	Amount
6.43	88.00	334	11.467503
6.44	58.00	166	

Reviewer: delpolitov, 12-Mar-2018 18:08:57

Audit Action: Marked Compound Undetected Audit Reason: Invalid Compound ID

User Disabled Compound Report

TestAmerica Edison

Data File:	\\ChromNA\Edison\ChromData\CVOAMS6\20180309-68582.b\F60632.D		
Injection Date:	10-Mar-2018 05:25:30	Instrument ID:	CVOAMS6
Lims ID:	460-151079-A-43	Lab Sample ID:	460-151079-43
Client ID:	PZ-522D		
Operator ID:		ALS Bottle#:	18 Worklist Smp#: 19
Purge Vol:	5.000 mL	Dil. Factor:	1.0000
Method:	8260624W6	Limit Group:	VOA - 8260C DKQP Water and Solid
Column:	Rtx-624 (0.25 mm)	Detector	MS SCAN

41 2-Butanone (MEK), CAS: 78-93-3

Processing Results

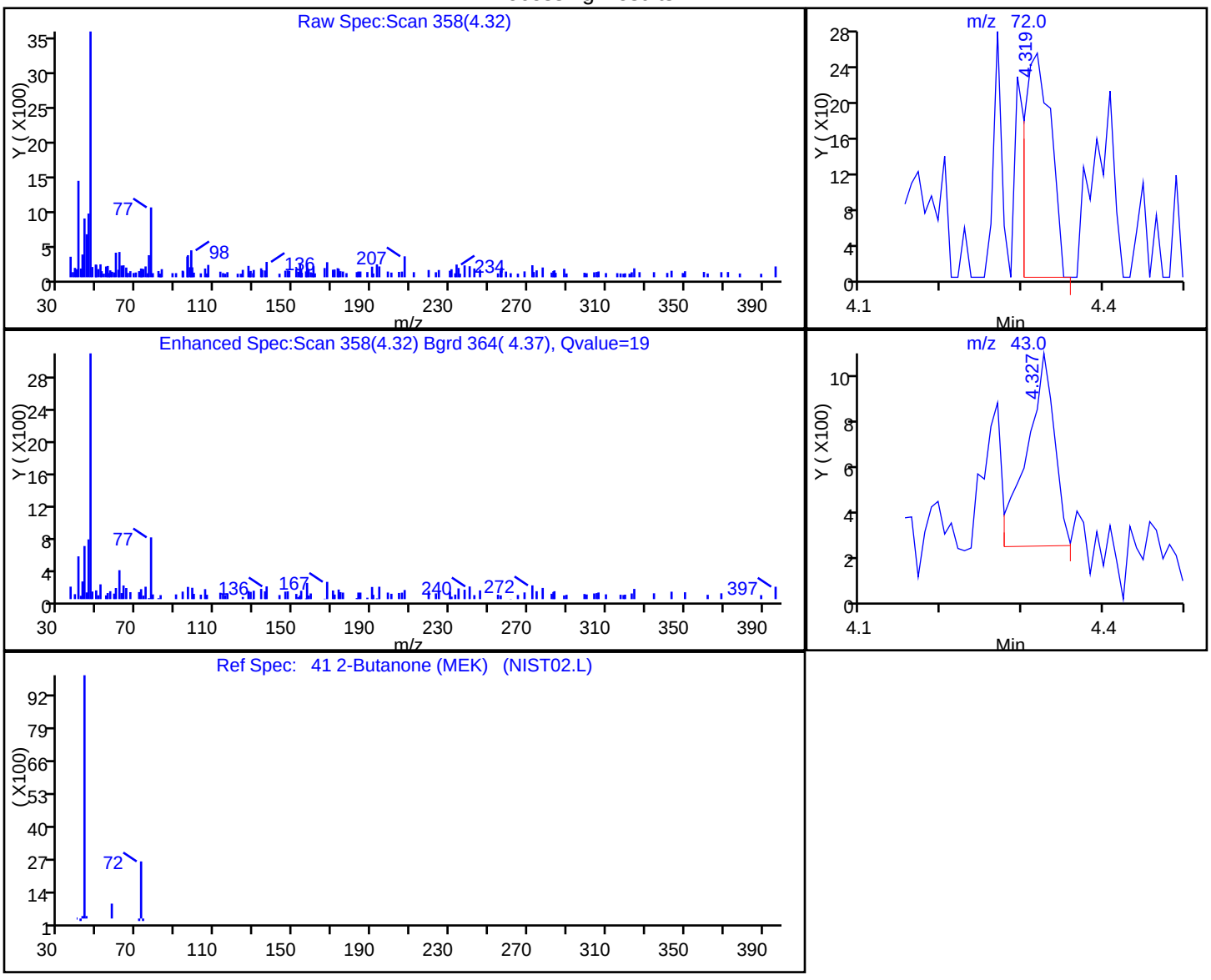

RT	Mass	Response	Amount
4.32	72.00	557	3.886833
4.33	43.00	2034	

Reviewer: delpolitov, 12-Mar-2018 18:08:57

Audit Action: Marked Compound Undetected Audit Reason: Invalid Compound ID

User Disabled Compound Report

TestAmerica Edison

Data File:	\\ChromNA\Edison\ChromData\CVOAMS6\20180309-68582.b\F60632.D		
Injection Date:	10-Mar-2018 05:25:30	Instrument ID:	CVOAMS6
Lims ID:	460-151079-A-43	Lab Sample ID:	460-151079-43
Client ID:	PZ-522D		
Operator ID:		ALS Bottle#:	18 Worklist Smp#: 19
Purge Vol:	5.000 mL	Dil. Factor:	1.0000
Method:	8260624W6	Limit Group:	VOA - 8260C DKQP Water and Solid
Column:	Rtx-624 (0.25 mm)	Detector	MS SCAN

77 4-Methyl-2-pentanone (MIBK), CAS: 108-10-1

Processing Results

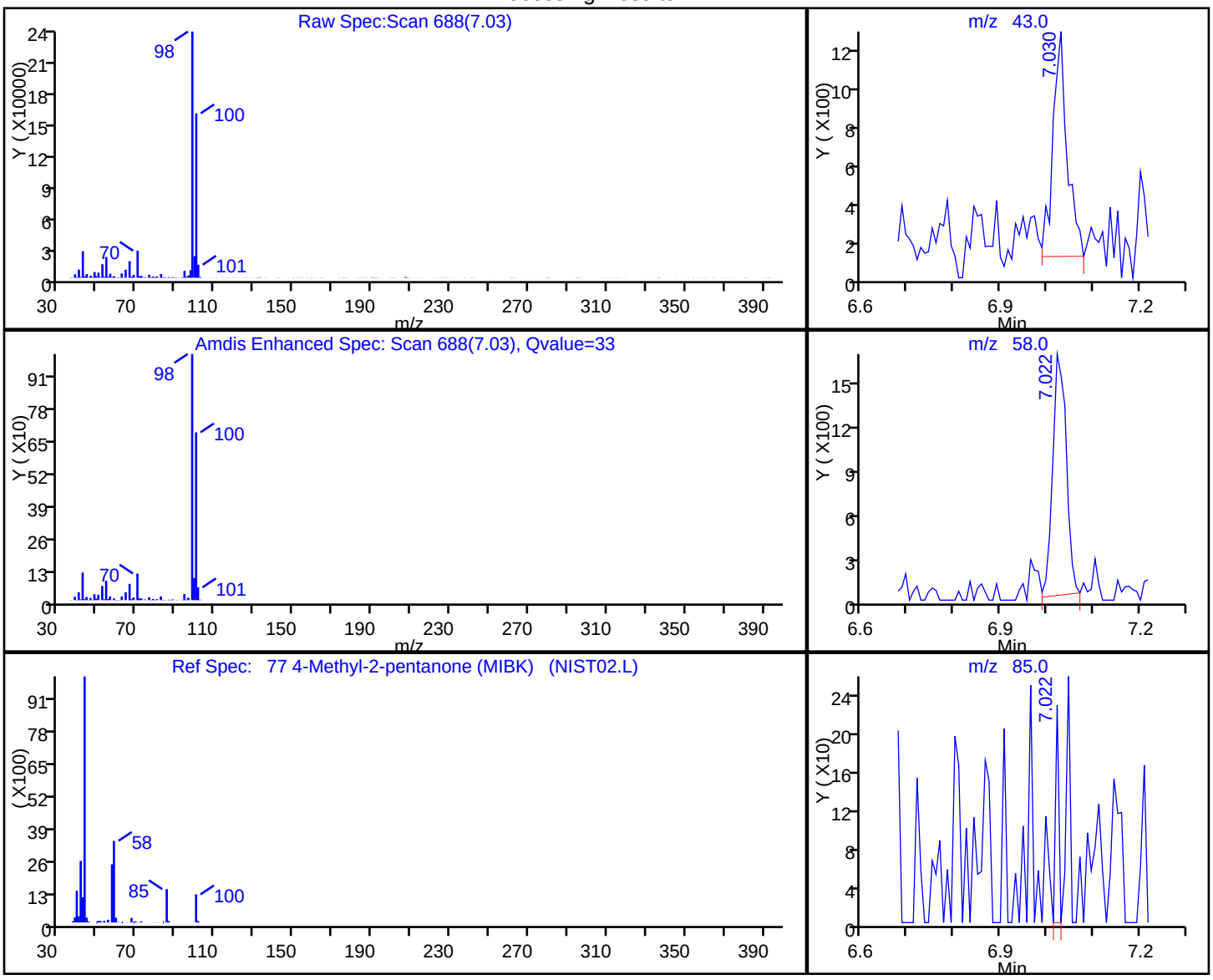

RT	Mass	Response	Amount
7.03	43.00	2517	1.175629
7.02	58.00	3377	
7.02	85.00	111	
7.03	100.00	311735	

Reviewer: delpolitov, 12-Mar-2018 18:08:57

Audit Action: Marked Compound Undetected Audit Reason: Invalid Compound ID

User Disabled Compound Report

TestAmerica Edison

Data File:	\\ChromNA\Edison\ChromData\CVOAMS6\20180309-68582.b\F60632.D		
Injection Date:	10-Mar-2018 05:25:30	Instrument ID:	CVOAMS6
Lims ID:	460-151079-A-43	Lab Sample ID:	460-151079-43
Client ID:	PZ-522D		
Operator ID:		ALS Bottle#:	18 Worklist Smp#: 19
Purge Vol:	5.000 mL	Dil. Factor:	1.0000
Method:	8260624W6	Limit Group:	VOA - 8260C DKQP Water and Solid
Column:	Rtx-624 (0.25 mm)	Detector	MS SCAN

6 Bromomethane, CAS: 74-83-9

Processing Results

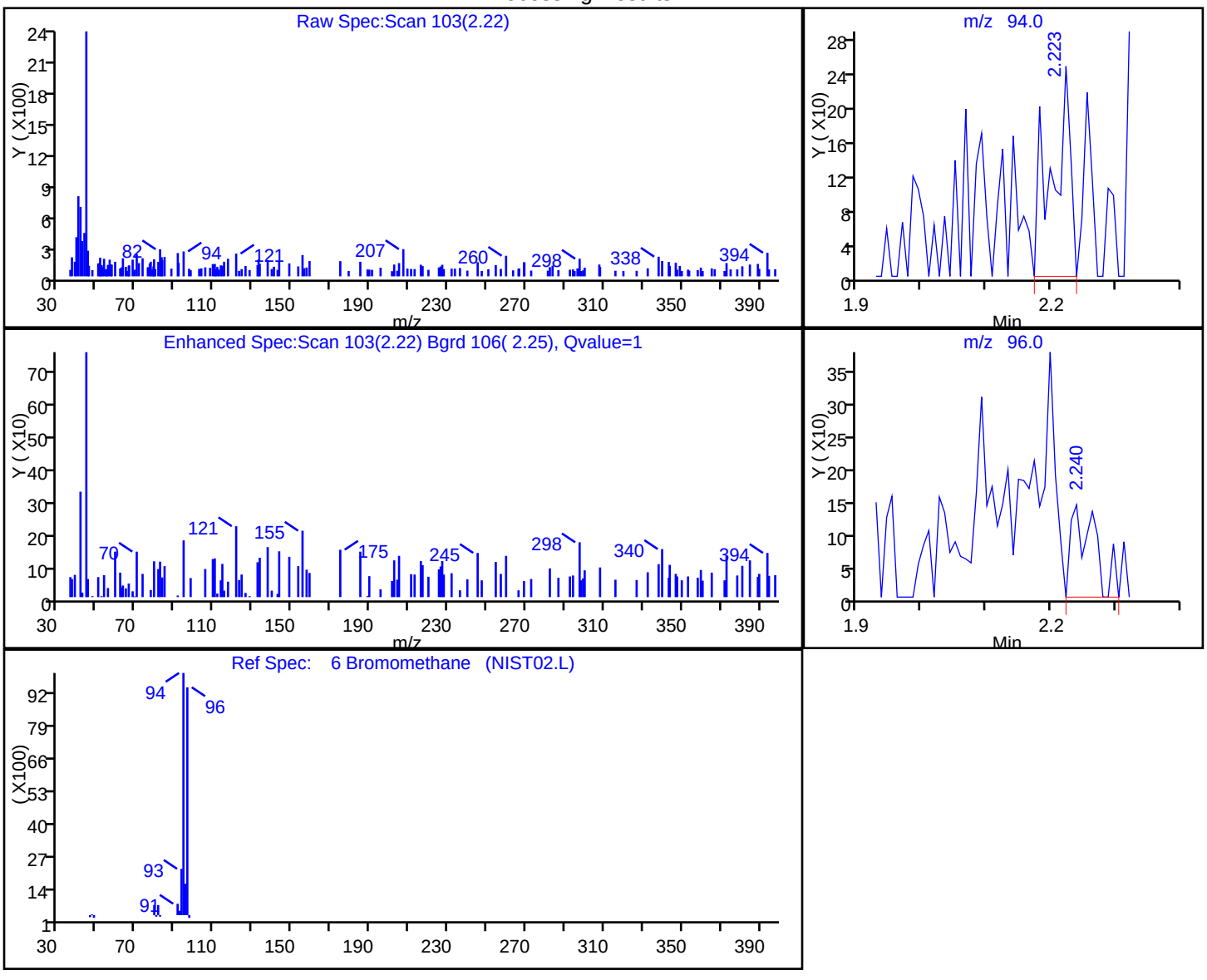

RT	Mass	Response	Amount
2.22	94.00	466	0.198973
2.24	96.00	353	

Reviewer: delpolitov, 12-Mar-2018 18:08:57

Audit Action: Marked Compound Undetected Audit Reason: Invalid Compound ID

User Disabled Compound Report

TestAmerica Edison

Data File:	\\ChromNA\Edison\ChromData\CVOAMS6\20180309-68582.b\F60632.D		
Injection Date:	10-Mar-2018 05:25:30	Instrument ID:	CVOAMS6
Lims ID:	460-151079-A-43	Lab Sample ID:	460-151079-43
Client ID:	PZ-522D		
Operator ID:		ALS Bottle#:	18 Worklist Smp#: 19
Purge Vol:	5.000 mL	Dil. Factor:	1.0000
Method:	8260624W6	Limit Group:	VOA - 8260C DKQP Water and Solid
Column:	Rtx-624 (0.25 mm)	Detector	MS SCAN

49 Cyclohexane, CAS: 110-82-7

Processing Results

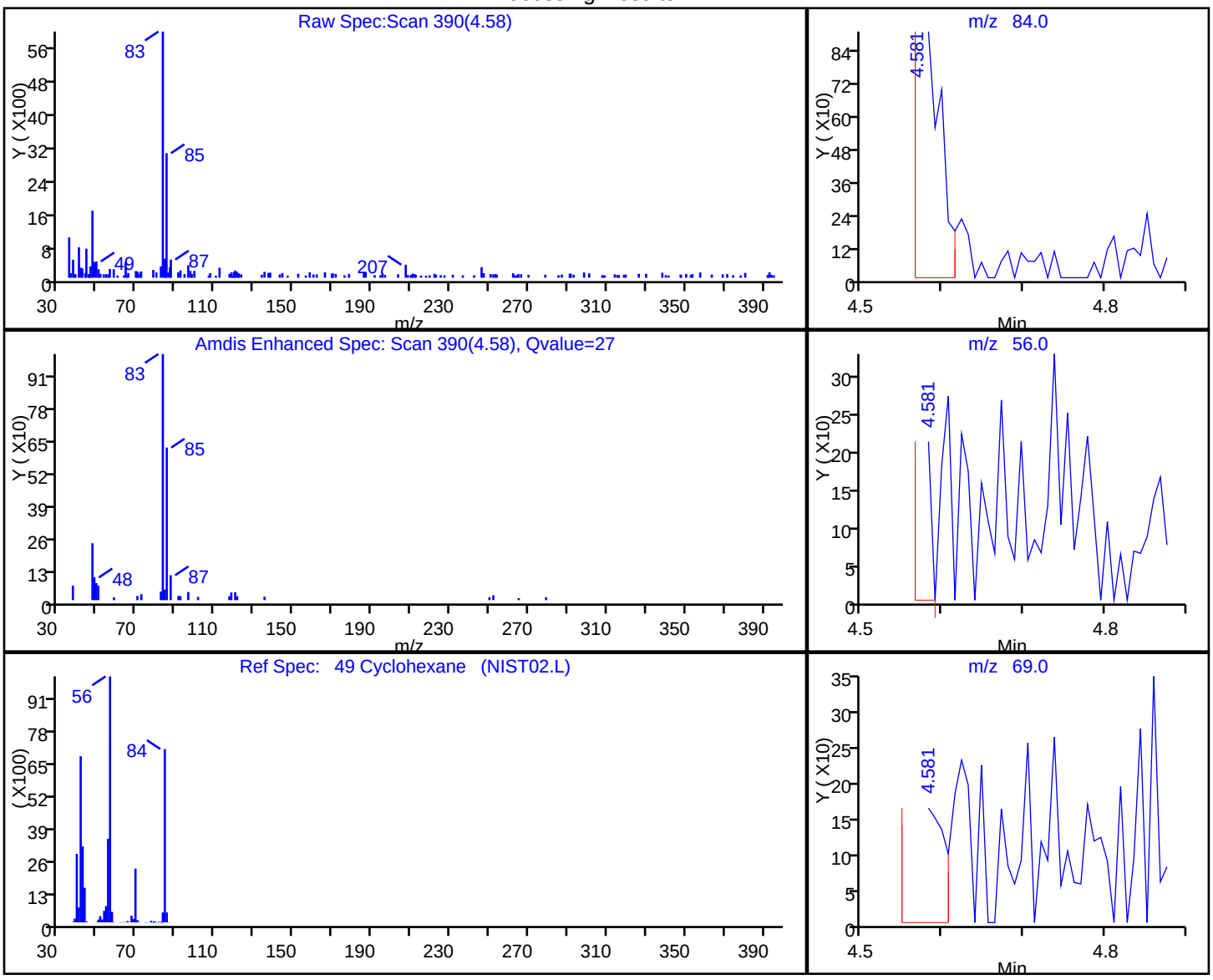

RT	Mass	Response	Amount
4.58	84.00	1526	0.315009
4.58	56.00	206	
4.58	69.00	364	

Reviewer: delpolitov, 12-Mar-2018 18:08:57

Audit Action: Marked Compound Undetected Audit Reason: Invalid Compound ID

FORM I
GC/MS VOA ORGANICS ANALYSIS DATA SHEET

Lab Name: TestAmerica Edison | Job No.: 460-151079-1

SDG No.:

Client Sample ID: PZ-524I | Lab Sample ID: 460-151079-44

Matrix: Water | Lab File ID: F60633.D

Analysis Method: 8260C | Date Collected: 02/27/2018 11:10

Sample wt/vol: 5(mL) | Date Analyzed: 03/10/2018 05:48

Soil Aliquot Vol: | Dilution Factor: 1

Soil Extract Vol.: | GC Column: Rtx-624 ID: 0.25(mm)

% Moisture: | Level: (low/med) Low

Analysis Batch No.: 502566 | Units: ug/L

CAS NO.	COMPOUND NAME	RESULT	Q	RL	MDL
71-55-6	1,1,1-Trichloroethane	0.28	U	1.0	0.28
79-34-5	1,1,2,2-Tetrachloroethane	0.19	U	1.0	0.19
79-00-5	1,1,2-Trichloroethane	0.080	U	1.0	0.080
75-34-3	1,1-Dichloroethane	0.32	J	1.0	0.24
75-35-4	1,1-Dichloroethene	0.34	U	1.0	0.34
87-61-6	1,2,3-Trichlorobenzene	0.35	U	1.0	0.35
120-82-1	1,2,4-Trichlorobenzene	0.27	U	1.0	0.27
96-12-8	1,2-Dibromo-3-Chloropropane	0.23	U	1.0	0.23
106-93-4	1,2-Dibromoethane	0.19	U	1.0	0.19
95-50-1	1,2-Dichlorobenzene	0.22	U	1.0	0.22
107-06-2	1,2-Dichloroethane	0.25	U	1.0	0.25
78-87-5	1,2-Dichloropropane	0.18	U	1.0	0.18
541-73-1	1,3-Dichlorobenzene	0.33	U	1.0	0.33
106-46-7	1,4-Dichlorobenzene	0.33	U	1.0	0.33
123-91-1	1,4-Dioxane	8.7	U *	50	8.7
78-93-3	2-Butanone	2.2	U	5.0	2.2
591-78-6	2-Hexanone	0.72	U	5.0	0.72
108-10-1	4-Methyl-2-pentanone	0.63	U	5.0	0.63
67-64-1	Acetone	1.1	U	5.0	1.1
71-43-2	Benzene	0.090	U	1.0	0.090
74-97-5	Bromochloromethane	0.30	U	1.0	0.30
75-27-4	Bromodichloromethane	0.15	U	1.0	0.15
75-25-2	Bromoform	0.18	U	1.0	0.18
74-83-9	Bromomethane	0.18	U	1.0	0.18
75-15-0	Carbon disulfide	0.22	U	1.0	0.22
56-23-5	Carbon tetrachloride	0.33	U	1.0	0.33
108-90-7	Chlorobenzene	0.24	U	1.0	0.24
75-00-3	Chloroethane	0.37	U	1.0	0.37
67-66-3	Chloroform	2.4		1.0	0.22
74-87-3	Chloromethane	0.22	U	1.0	0.22
156-59-2	cis-1,2-Dichloroethene	1.8		1.0	0.26
10061-01-5	cis-1,3-Dichloropropene	0.16	U	1.0	0.16
110-82-7	Cyclohexane	0.26	U	1.0	0.26
124-48-1	Dibromochloromethane	0.22	U	1.0	0.22
75-71-8	Dichlorodifluoromethane	0.14	U	1.0	0.14
100-41-4	Ethylbenzene	0.30	U	1.0	0.30

FORM I
GC/MS VOA ORGANICS ANALYSIS DATA SHEET

Lab Name: TestAmerica Edison | Job No.: 460-151079-1

SDG No.:

Client Sample ID: PZ-524I | Lab Sample ID: 460-151079-44

Matrix: Water | Lab File ID: F60633.D

Analysis Method: 8260C | Date Collected: 02/27/2018 11:10

Sample wt/vol: 5(mL) | Date Analyzed: 03/10/2018 05:48

Soil Aliquot Vol: | Dilution Factor: 1

Soil Extract Vol.: | GC Column: Rtx-624 ID: 0.25(mm)

% Moisture: | Level: (low/med) Low

Analysis Batch No.: 502566 | Units: ug/L

CAS NO.	COMPOUND NAME	RESULT	Q	RL	MDL
76-13-1	Freon TF	0.34	U	1.0	0.34
98-82-8	Isopropylbenzene	0.32	U	1.0	0.32
179601-23-1	m&p-Xylene	0.28	U	1.0	0.28
79-20-9	Methyl acetate	0.58	U	5.0	0.58
108-87-2	Methylcyclohexane	0.22	U	1.0	0.22
75-09-2	Methylene Chloride	0.87	J	1.0	0.21
1634-04-4	MTBE	0.13	U	1.0	0.13
95-47-6	o-Xylene	0.32	U	1.0	0.32
100-42-5	Styrene	0.17	U	1.0	0.17
127-18-4	Tetrachloroethene	81		1.0	0.12
108-88-3	Toluene	0.25	U	1.0	0.25
156-60-5	trans-1,2-Dichloroethene	0.18	U	1.0	0.18
10061-02-6	trans-1,3-Dichloropropene	0.19	U	1.0	0.19
79-01-6	Trichloroethene	2.5		1.0	0.22
75-69-4	Trichlorofluoromethane	0.15	U	1.0	0.15
75-01-4	Vinyl chloride	0.060	U	1.0	0.060

CAS NO.	SURROGATE	%REC	Q	LIMITS
17060-07-0	1,2-Dichloroethane-d4 (Surr)	97		70-130
460-00-4	Bromofluorobenzene	105		70-130
1868-53-7	Dibromofluoromethane (Surr)	103		70-130
2037-26-5	Toluene-d8 (Surr)	95		70-130

FORM I
GC/MS VOA ORGANICS ANALYSIS DATA SHEET
TENTATIVELY IDENTIFIED COMPOUNDS

Lab Name: TestAmerica Edison Job No.: 460-151079-1

SDG No.:

Client Sample ID: PZ-524I Lab Sample ID: 460-151079-44

Matrix: Water Lab File ID: F60633.D

Analysis Method: 8260C Date Collected: 02/27/2018 11:10

Sample wt/vol: 5(mL) Date Analyzed: 03/10/2018 05:48

Soil Aliquot Vol: Dilution Factor: 1

Soil Extract Vol.: GC Column: Rtx-624 ID: 0.25(mm)

% Moisture: Level: (low/med) Low

Analysis Batch No.: 502566 Units: ug/L

Number TICs Found: 0 TIC Result Total: 0

CAS NO.	COMPOUND NAME	RT	RESULT	Q	MATCH QUALITY
	Tentatively Identified Compound		None		

FORM I-TIC 8260C

TestAmerica Edison
Target Compound Quantitation Report

Data File: \\ChromNA\Edison\ChromData\CVOAMS6\20180309-68582.b\F60633.D
Lims ID: 460-151079-A-44
Client ID: PZ-524I
Sample Type: Client
Inject. Date: 10-Mar-2018 05:48:30 ALS Bottle#: 19 Worklist Smp#: 20
Purge Vol: 5.000 mL Dil. Factor: 1.0000
Sample Info: 460-151079-A-44
Misc. Info.: 460-0068582-020
Operator ID: Instrument ID: CVOAMS6

Method: \\ChromNA\Edison\ChromData\CVOAMS6\20180309-68582.b\8260624W6.m
Limit Group: VOA - 8260C DKQP Water and Solid
Last Update: 12-Mar-2018 18:10:05 Calib Date: 09-Mar-2018 04:49:30
Integrator: RTE ID Type: Deconvolution ID
Quant Method: Internal Standard Quant By: Initial Calibration
Last ICal File: \\ChromNA\Edison\ChromData\CVOAMS6\20180309-68530.b\F60575.D

Column 1 : Rtx-624 (0.25 mm) Det: MS SCAN
Process Host: XAWRK008

First Level Reviewer: moroneyc Date: 12-Mar-2018 06:52:52

Compound	Sig	RT (min.)	Exp RT (min.)	Dlt RT (min.)	Q	Response	OnCol Amt ug/l	Flags
* 26 TBA-d9 (IS)	65	3.209	3.217	-0.008	0	209902	1000.0	
27 Methylene Chloride	84	3.226	3.234	-0.008	30	3105	0.8711	
34 1,1-Dichloroethane	63	3.801	3.809	-0.008	54	1758	0.3219	M
* 38 2-Butanone-d5	46	4.269	4.277	-0.008	0	199438	250.0	
40 cis-1,2-Dichloroethene	96	4.310	4.318	-0.008	69	6519	1.83	
48 Chloroform	83	4.590	4.598	-0.008	97	13431	2.43	
$ 51 Dibromofluoromethane (Surr	113	4.746	4.754	-0.008	97	142752	51.7	
$ 56 1,2-Dichloroethane-d4 (Sur	65	5.091	5.099	-0.008	0	142970	48.7	
* 61 Fluorobenzene	96	5.362	5.370	-0.008	99	476638	50.0	
63 Trichloroethene	95	5.715	5.724	-0.009	89	8058	2.51	
* 67 1,4-Dioxane-d8	96	6.061	6.060	0.001	0	22294	1000.0	
$ 78 Toluene-d8 (Surr)	98	7.030	7.030	0.000	99	466782	47.4	
83 Tetrachloroethene	166	7.712	7.720	-0.008	98	323394	81.1	
* 89 Chlorobenzene-d5	117	8.821	8.821	0.000	84	405831	50.0	
$ 100 4-Bromofluorobenzene	174	10.070	10.070	0.000	96	206088	52.7	
* 116 1,4-Dichlorobenzene-d4	152	10.941	10.941	0.000	93	285690	50.0	

QC Flag Legend

Review Flags
M - Manually Integrated

Reagents:

VOA6IS/SURR_00009 Amount Added: 5.00 Units: uL Run Reagent

Report Date: 12-Mar-2018 18:10:06 Chrom Revision: 2.2 08-Feb-2018 13:38:42

TestAmerica Edison

Data File: \\ChromNA\Edison\ChromData\CVOAMS6\20180309-68582.b\F60633.D

Injection Date:	10-Mar-2018 05:48:30	Instrument ID:	CVOAMS6	Operator ID:	
Lims ID:	460-151079-A-44	Lab Sample ID:	460-151079-44	Worklist Smp#:	20
Client ID:	PZ-524I				
Purge Vol:	5.000 mL	Dil. Factor:	1.0000	ALS Bottle#:	19
Method:	8260624W6	Limit Group:	VOA - 8260C DKQP Water and Solid		

Column: Rtx-624 (0.25 mm)

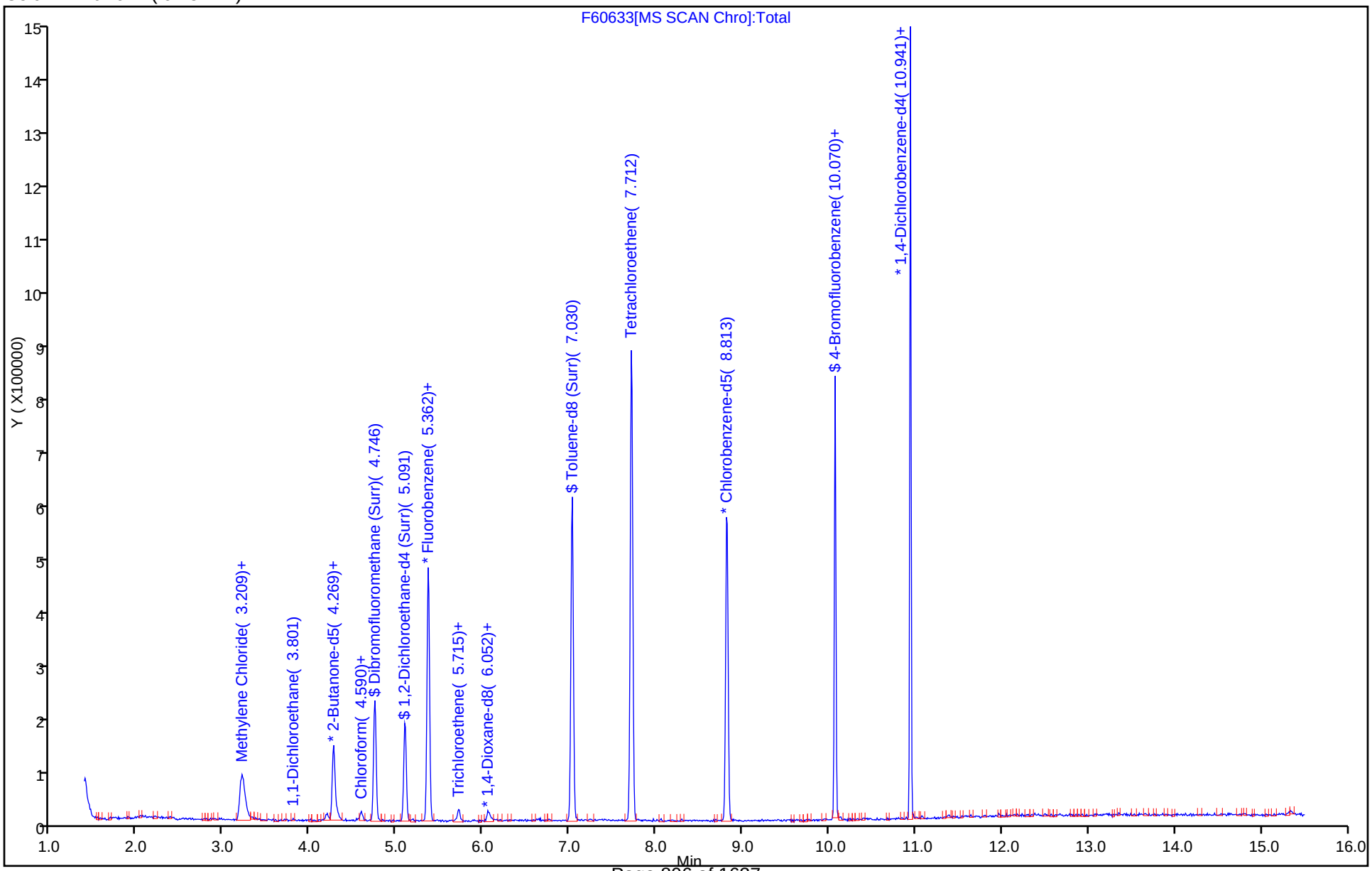

Report Date: 12-Mar-2018 18:10:06 Chrom Revision: 2.2 08-Feb-2018 13:38:42

TestAmerica Edison

Data File: \\ChromNA\Edison\ChromData\CVOAMS6\20180309-68582.b\F60633.D

Injection Date:	10-Mar-2018 05:48:30	Instrument ID:	CVOAMS6
Lims ID:	460-151079-A-44	Lab Sample ID:	460-151079-44
Client ID:	PZ-524I		
Operator ID:		ALS Bottle#:	19 Worklist Smp#: 20
Purge Vol:	5.000 mL	Dil. Factor:	1.0000
Method:	8260624W6	Limit Group:	VOA - 8260C DKQP Water and Solid
Column:	Rtx-624 (0.25 mm)	Detector	MS SCAN

34 1,1-Dichloroethane, CAS: 75-34-3

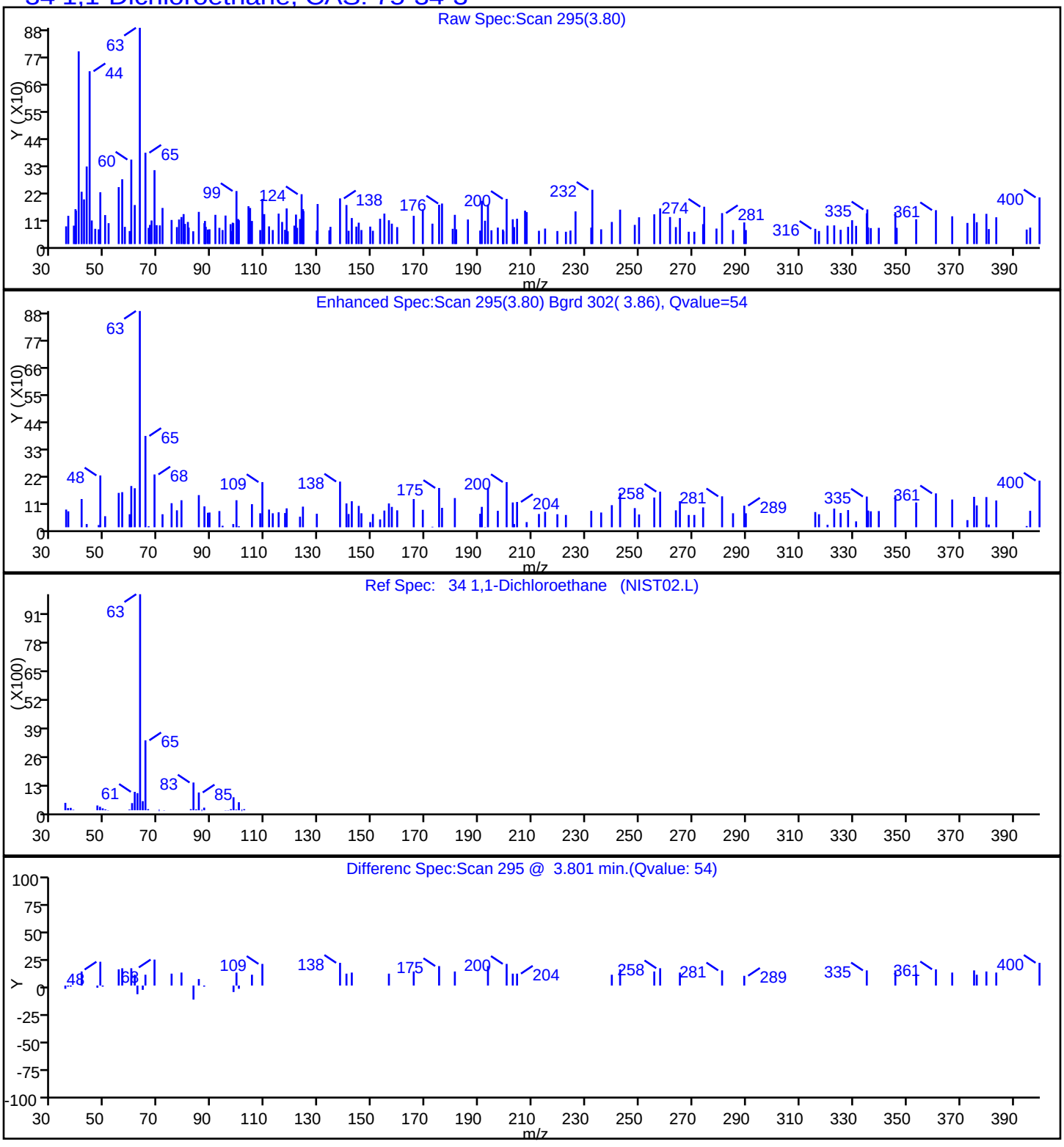

Report Date: 12-Mar-2018 18:10:07 Chrom Revision: 2.2 08-Feb-2018 13:38:42

TestAmerica Edison

Data File: \\ChromNA\Edison\ChromData\CVOAMS6\20180309-68582.b\F60633.D

Injection Date:	10-Mar-2018 05:48:30	Instrument ID:	CVOAMS6
Lims ID:	460-151079-A-44	Lab Sample ID:	460-151079-44
Client ID:	PZ-524I		
Operator ID:		ALS Bottle#:	19 Worklist Smp#: 20
Purge Vol:	5.000 mL	Dil. Factor:	1.0000
Method:	8260624W6	Limit Group:	VOA - 8260C DKQP Water and Solid
Column:	Rtx-624 (0.25 mm)	Detector	MS SCAN

48 Chloroform, CAS: 67-66-3

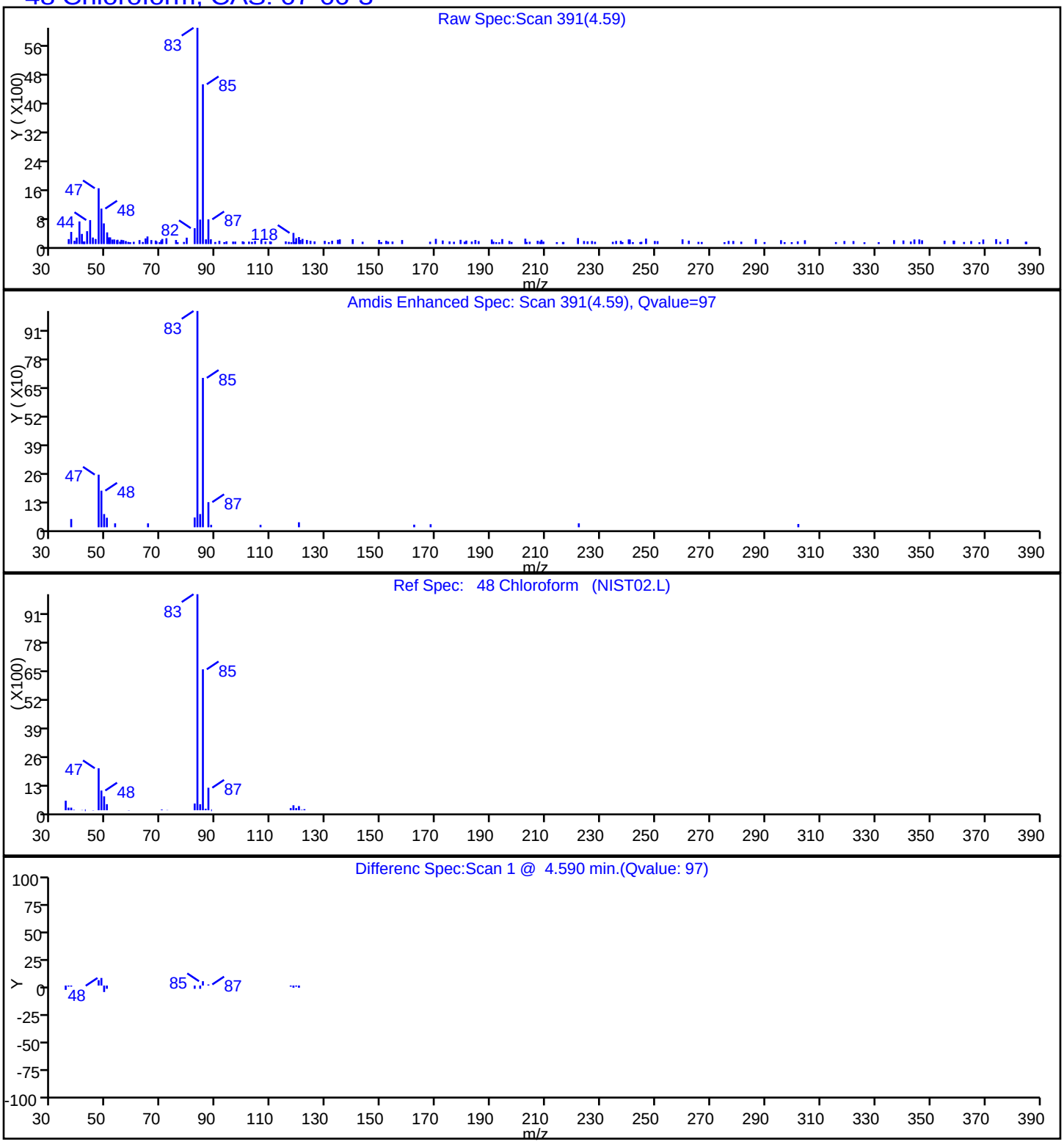

Report Date: 12-Mar-2018 18:10:07 Chrom Revision: 2.2 08-Feb-2018 13:38:42

TestAmerica Edison

Data File: \\ChromNA\Edison\ChromData\CVOAMS6\20180309-68582.b\F60633.D

Injection Date:	10-Mar-2018 05:48:30	Instrument ID:	CVOAMS6
Lims ID:	460-151079-A-44	Lab Sample ID:	460-151079-44
Client ID:	PZ-524I		
Operator ID:		ALS Bottle#:	19 Worklist Smp#: 20
Purge Vol:	5.000 mL	Dil. Factor:	1.0000
Method:	8260624W6	Limit Group:	VOA - 8260C DKQP Water and Solid
Column:	Rtx-624 (0.25 mm)	Detector	MS SCAN

40 cis-1,2-Dichloroethene, CAS: 156-59-2

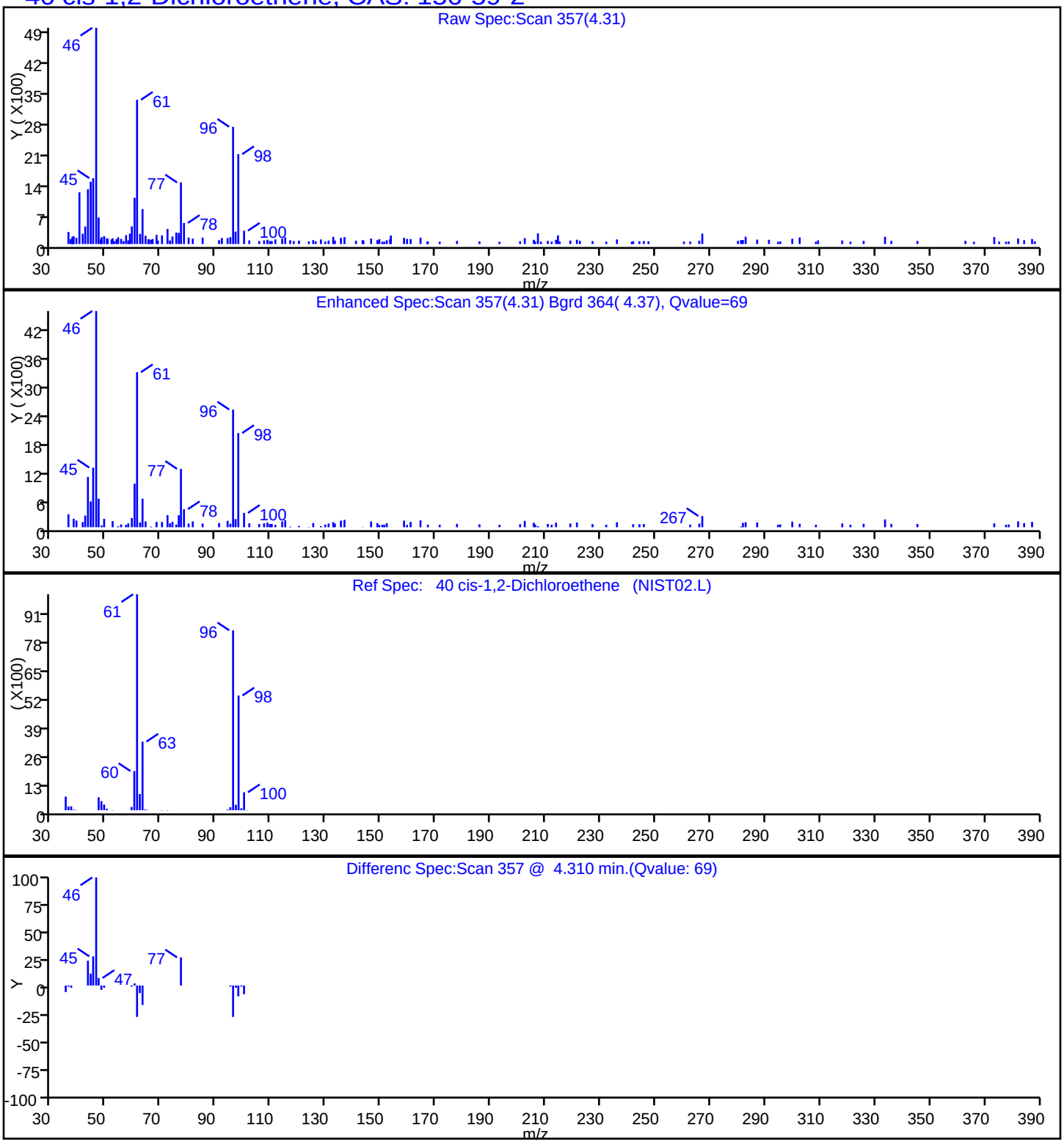

Report Date: 12-Mar-2018 18:10:06 Chrom Revision: 2.2 08-Feb-2018 13:38:42

TestAmerica Edison

Data File: \\ChromNA\Edison\ChromData\CVOAMS6\20180309-68582.b\F60633.D

Injection Date:	10-Mar-2018 05:48:30	Instrument ID:	CVOAMS6
Lims ID:	460-151079-A-44	Lab Sample ID:	460-151079-44
Client ID:	PZ-524I		
Operator ID:		ALS Bottle#:	19 Worklist Smp#: 20
Purge Vol:	5.000 mL	Dil. Factor:	1.0000
Method:	8260624W6	Limit Group:	VOA - 8260C DKQP Water and Solid
Column:	Rtx-624 (0.25 mm)	Detector	MS SCAN

27 Methylene Chloride, CAS: 75-09-2

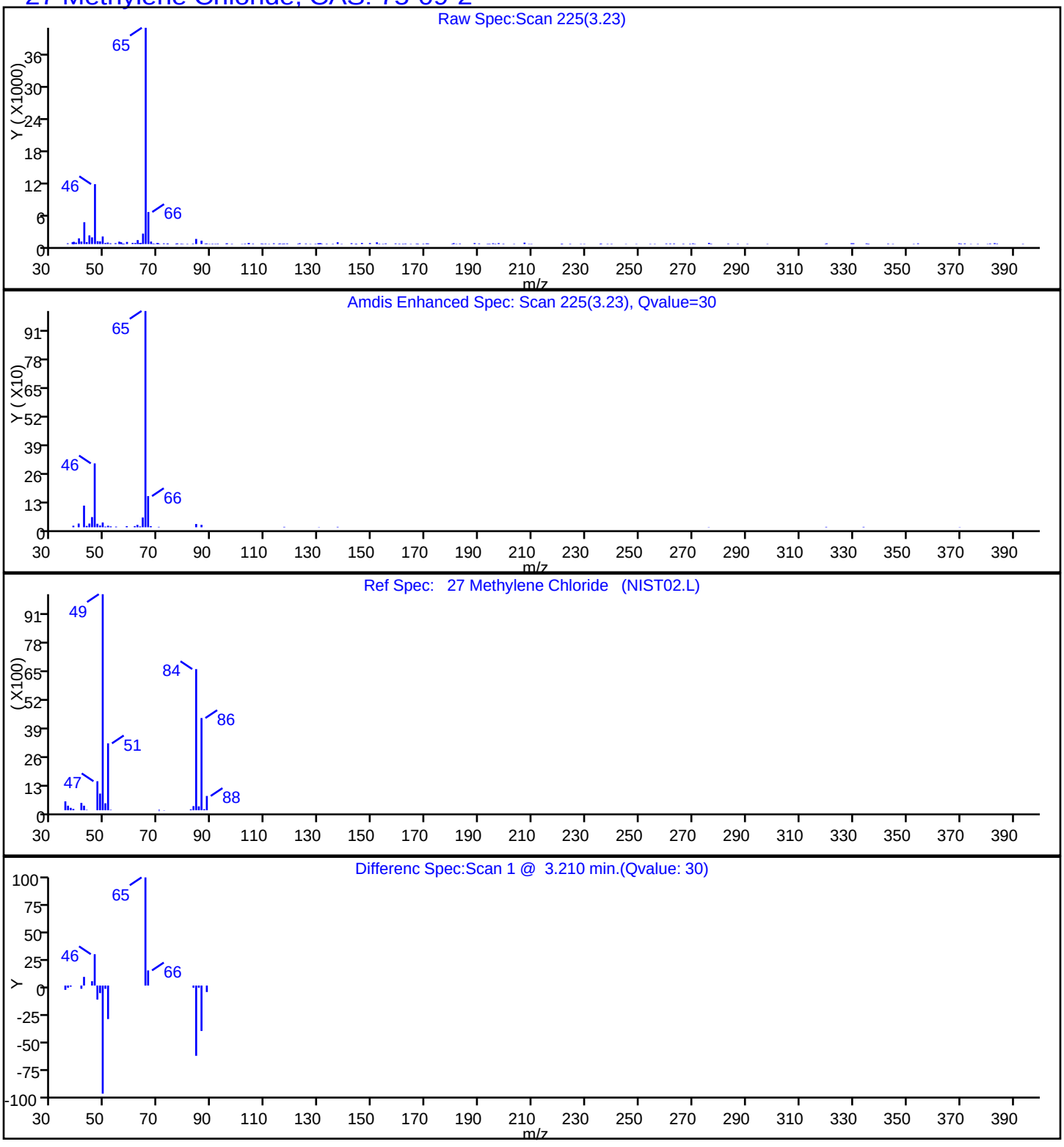

Report Date: 12-Mar-2018 18:10:07 Chrom Revision: 2.2 08-Feb-2018 13:38:42

TestAmerica Edison

Data File: \\ChromNA\Edison\ChromData\CVOAMS6\20180309-68582.b\F60633.D

Injection Date:	10-Mar-2018 05:48:30	Instrument ID:	CVOAMS6
Lims ID:	460-151079-A-44	Lab Sample ID:	460-151079-44
Client ID:	PZ-524I		
Operator ID:		ALS Bottle#:	19 Worklist Smp#: 20
Purge Vol:	5.000 mL	Dil. Factor:	1.0000
Method:	8260624W6	Limit Group:	VOA - 8260C DKQP Water and Solid
Column:	Rtx-624 (0.25 mm)	Detector	MS SCAN

83 Tetrachloroethene, CAS: 127-18-4

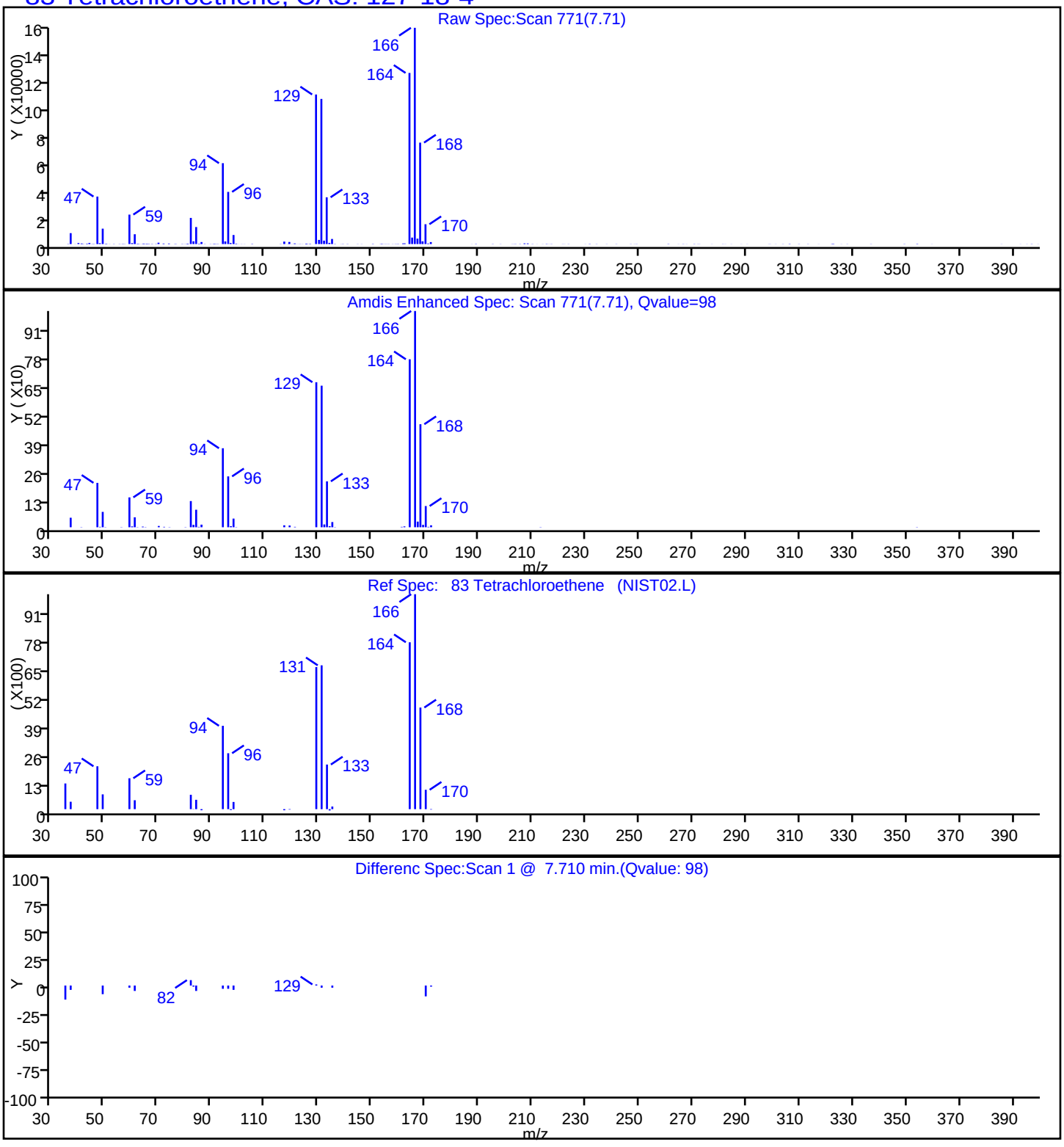

Report Date: 12-Mar-2018 18:10:07 Chrom Revision: 2.2 08-Feb-2018 13:38:42

TestAmerica Edison

Data File: \\ChromNA\Edison\ChromData\CVOAMS6\20180309-68582.b\F60633.D

Injection Date:	10-Mar-2018 05:48:30	Instrument ID:	CVOAMS6
Lims ID:	460-151079-A-44	Lab Sample ID:	460-151079-44
Client ID:	PZ-524I		
Operator ID:		ALS Bottle#: 19	Worklist Smp#: 20
Purge Vol:	5.000 mL	Dil. Factor:	1.0000
Method:	8260624W6	Limit Group:	VOA - 8260C DKQP Water and Solid
Column:	Rtx-624 (0.25 mm)	Detector	MS SCAN

63 Trichloroethene, CAS: 79-01-6

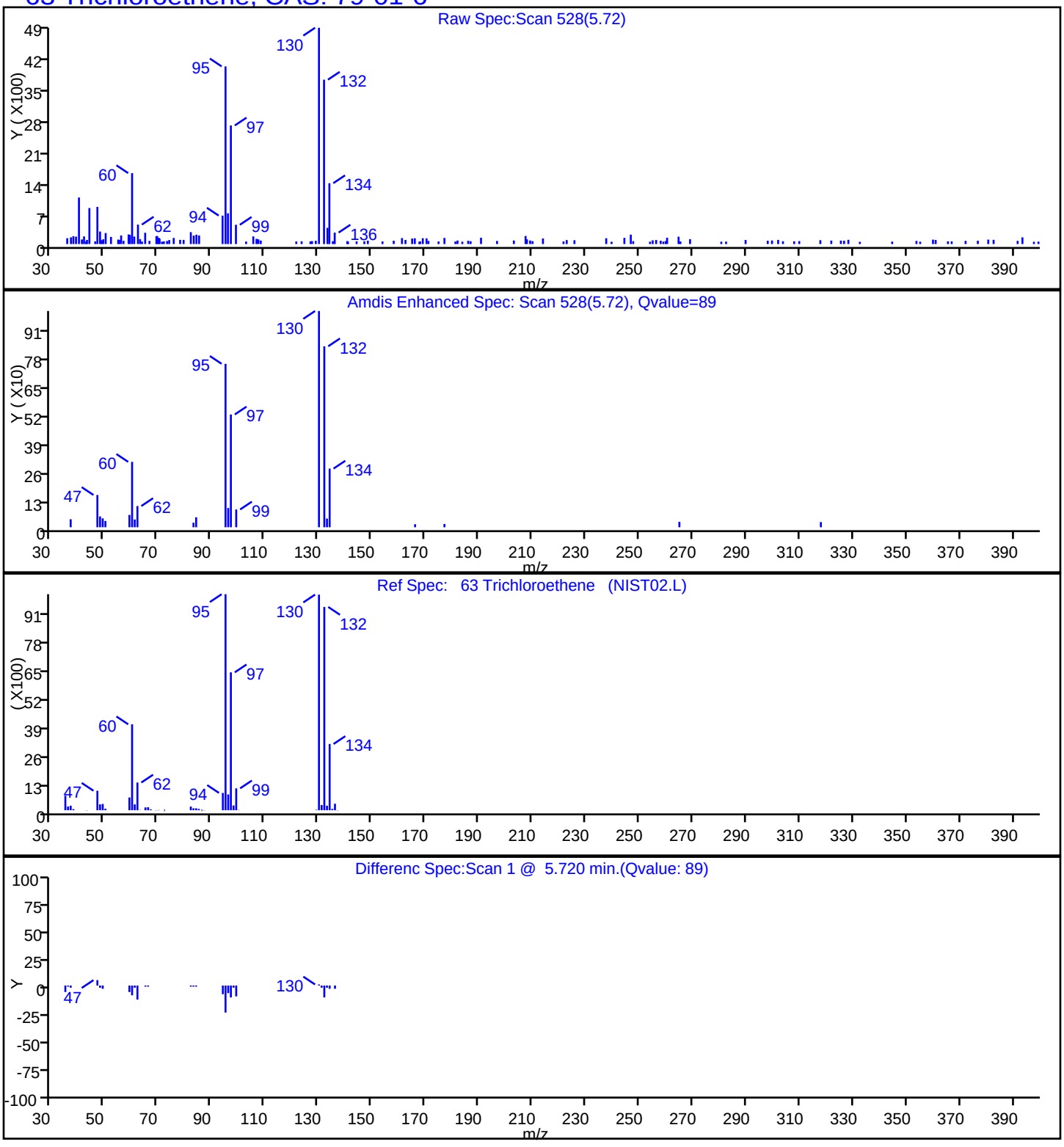

User Disabled Compound Report

TestAmerica Edison

Data File:	\\ChromNA\Edison\ChromData\CVOAMS6\20180309-68582.b\F60633.D		
Injection Date:	10-Mar-2018 05:48:30	Instrument ID:	CVOAMS6
Lims ID:	460-151079-A-44	Lab Sample ID:	460-151079-44
Client ID:	PZ-524I		
Operator ID:		ALS Bottle#:	19 Worklist Smp#: 20
Purge Vol:	5.000 mL	Dil. Factor:	1.0000
Method:	8260624W6	Limit Group:	VOA - 8260C DKQP Water and Solid
Column:	Rtx-624 (0.25 mm)	Detector	MS SCAN

82 1,1,2-Trichloroethane, CAS: 79-00-5

Processing Results

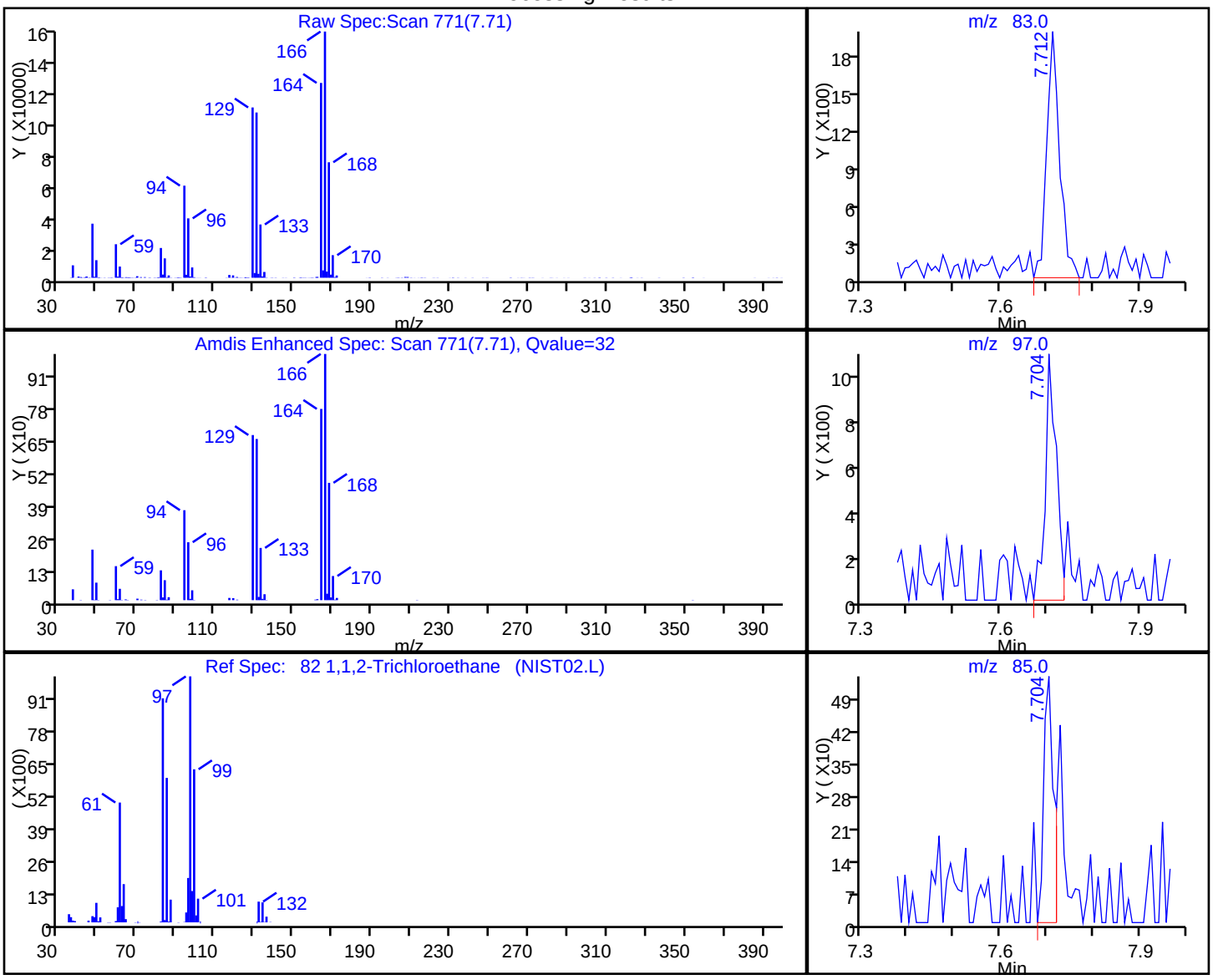

RT	Mass	Response	Amount
7.71	83.00	3881	1.683021
7.70	97.00	1792	
7.70	85.00	787	

Reviewer: delpolitov, 12-Mar-2018 18:10:05

Audit Action: Marked Compound Undetected Audit Reason: Invalid Compound ID

Manual Integration/User Assign Peak Report

TestAmerica Edison

Data File:	\\ChromNA\Edison\ChromData\CVOAMS6\20180309-68582.b\F60633.D		
Injection Date:	10-Mar-2018 05:48:30	Instrument ID:	CVOAMS6
Lims ID:	460-151079-A-44	Lab Sample ID:	460-151079-44
Client ID:	PZ-524I		
Operator ID:		ALS Bottle#:	19 Worklist Smp#: 20
Purge Vol:	5.000 mL	Dil. Factor:	1.0000
Method:	8260624W6	Limit Group:	VOA - 8260C DKQP Water and Solid
Column:	Rtx-624 (0.25 mm)	Detector	MS SCAN

34 1,1-Dichloroethane, CAS: 75-34-3

Signal: 1

Processing Integration Results

RT: 3.80
Area: 1380
Amount: 0.252651
Amount Units: ug/l

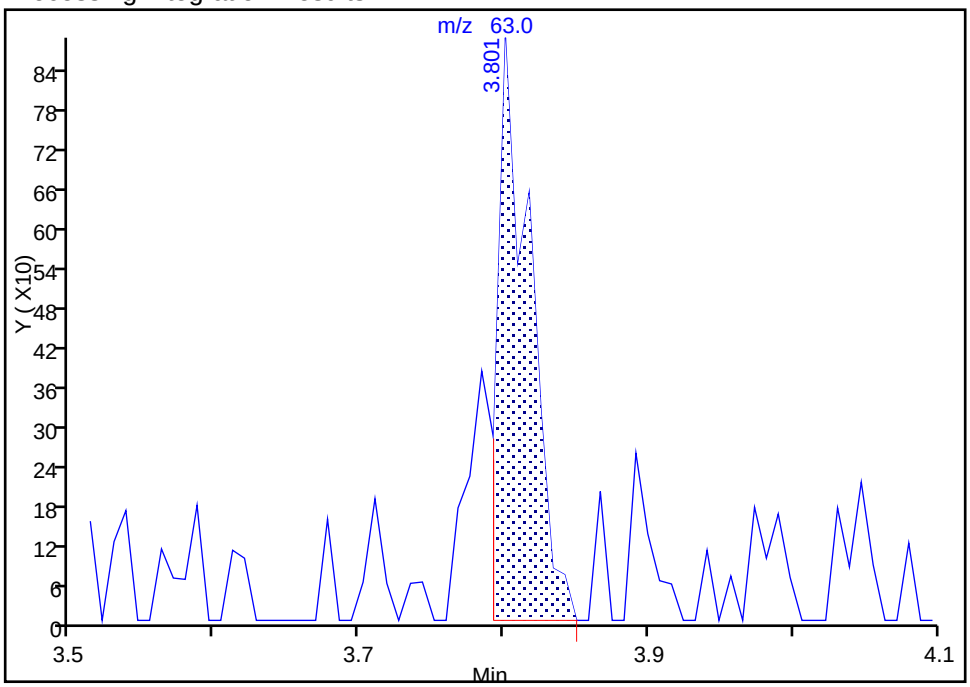

Manual Integration Results

RT: 3.80
Area: 1758
Amount: 0.321856
Amount Units: ug/l

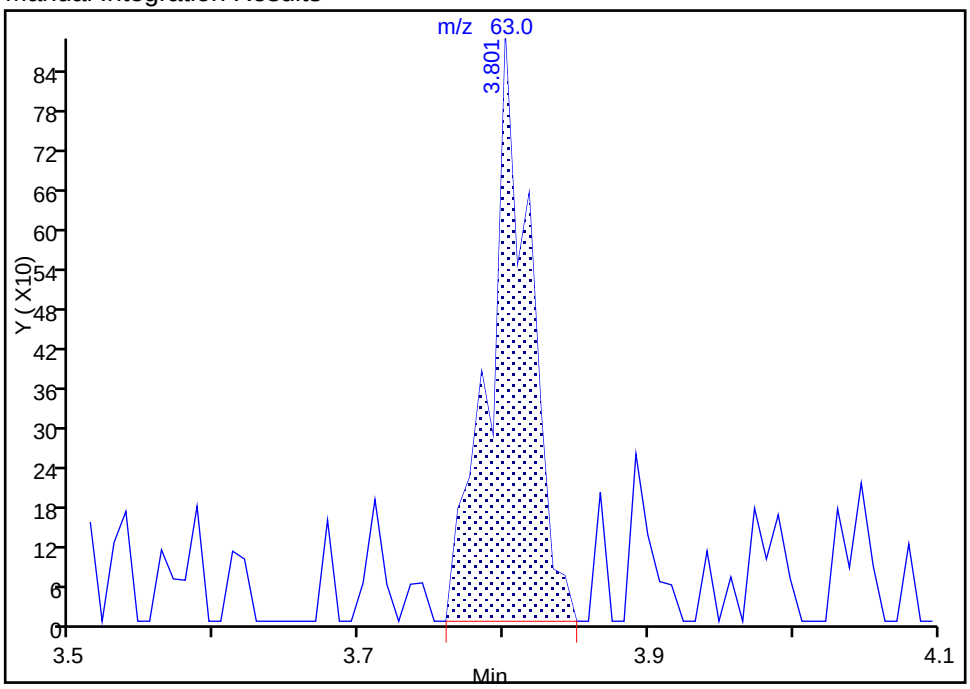

Reviewer: delpolitov, 12-Mar-2018 18:09:35

Audit Action: Manually Integrated Audit Reason: Incomplete Integration

User Disabled Compound Report

TestAmerica Edison

Data File:	\\ChromNA\Edison\ChromData\CVOAMS6\20180309-68582.b\F60633.D		
Injection Date:	10-Mar-2018 05:48:30	Instrument ID:	CVOAMS6
Lims ID:	460-151079-A-44	Lab Sample ID:	460-151079-44
Client ID:	PZ-524I		
Operator ID:		ALS Bottle#:	19 Worklist Smp#: 20
Purge Vol:	5.000 mL	Dil. Factor:	1.0000
Method:	8260624W6	Limit Group:	VOA - 8260C DKQP Water and Solid
Column:	Rtx-624 (0.25 mm)	Detector	MS SCAN

124 1,2-Dibromo-3-Chloropropane, CAS: 96-12-8

Processing Results

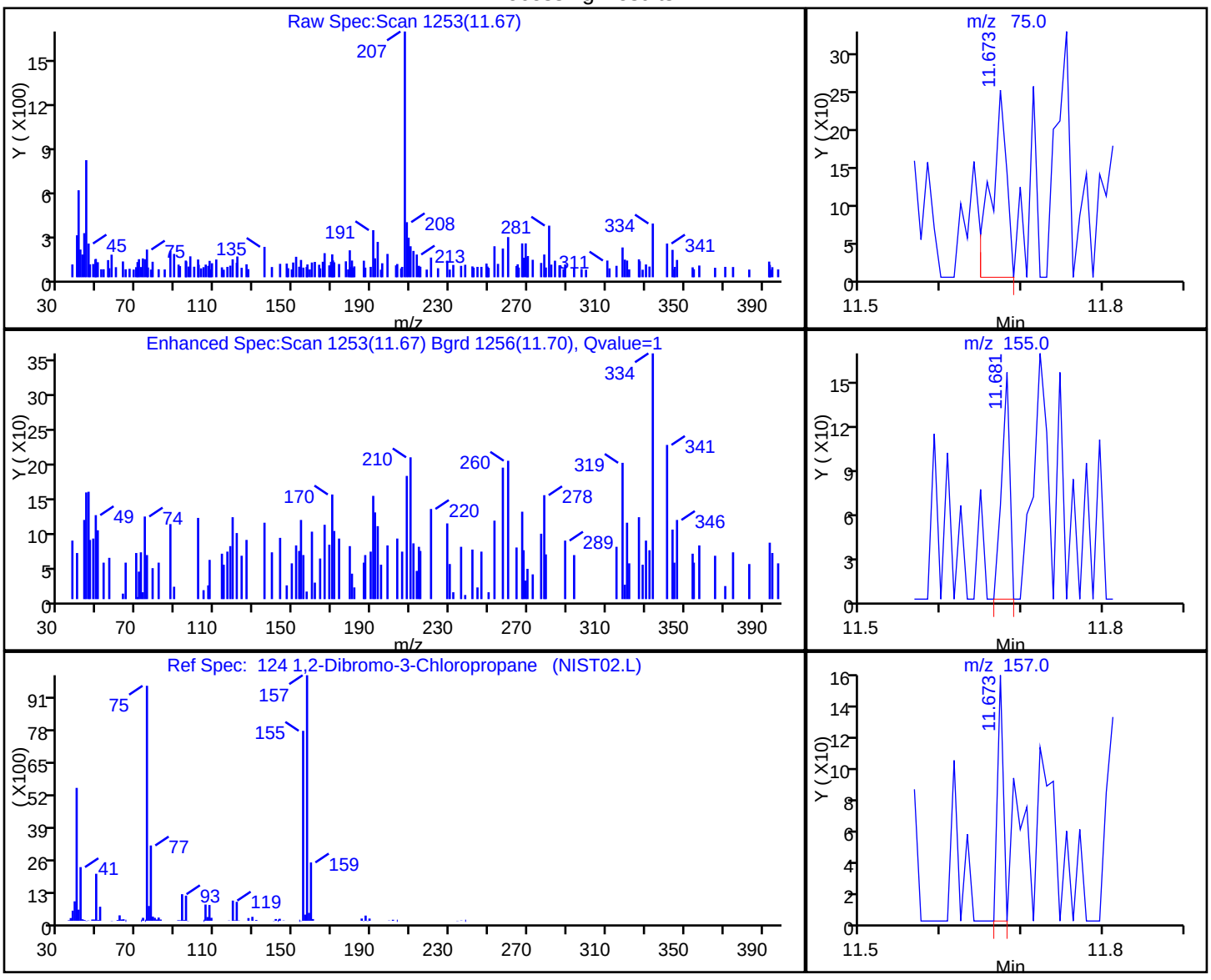

RT	Mass	Response	Amount
11.67	75.00	325	0.352288
11.68	155.00	108	
11.67	157.00	75	

Reviewer: delpolitov, 12-Mar-2018 18:10:05

Audit Action: Marked Compound Undetected Audit Reason: Invalid Compound ID

User Disabled Compound Report

TestAmerica Edison

Data File: \\ChromNA\Edison\ChromData\CVOAMS6\20180309-68582.b\F60633.D

Injection Date: 10-Mar-2018 05:48:30 Instrument ID: CVOAMS6

Lims ID: 460-151079-A-44 Lab Sample ID: 460-151079-44

Client ID: PZ-524I

Operator ID: ALS Bottle#: 19 Worklist Smp#: 20

Purge Vol: 5.000 mL Dil. Factor: 1.0000

Method: 8260624W6 Limit Group: VOA - 8260C DKQP Water and Solid

Column: Rtx-624 (0.25 mm) Detector MS SCAN

59 1,2-Dichloroethane, CAS: 107-06-2

Processing Results

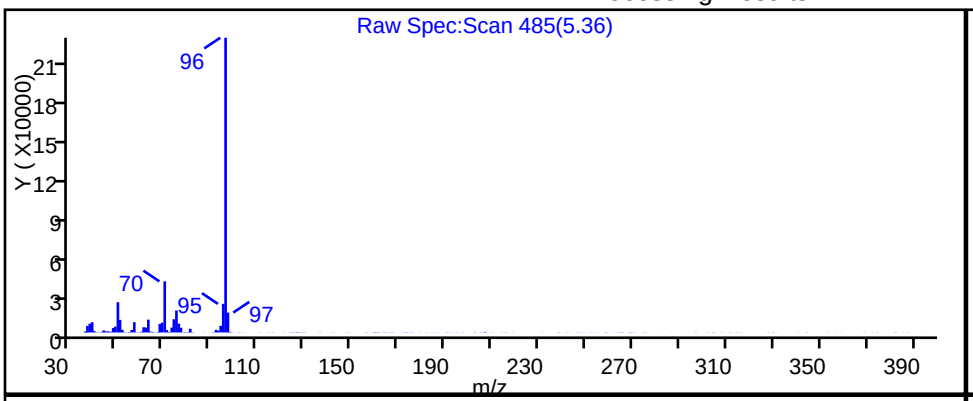

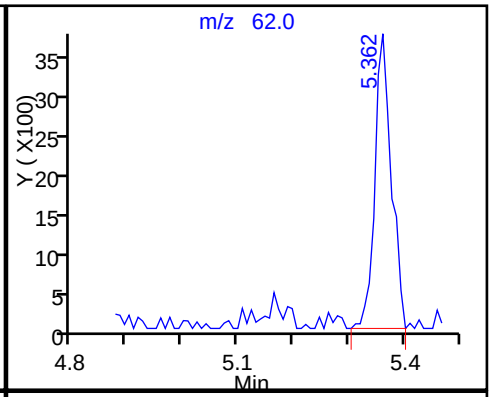

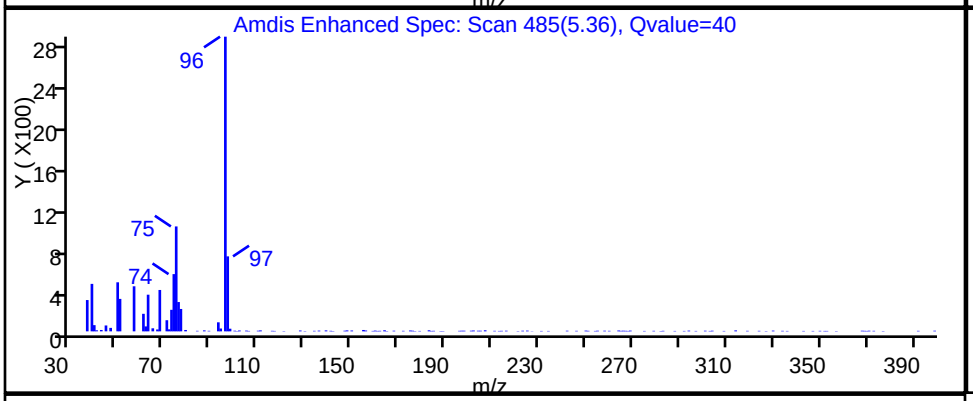

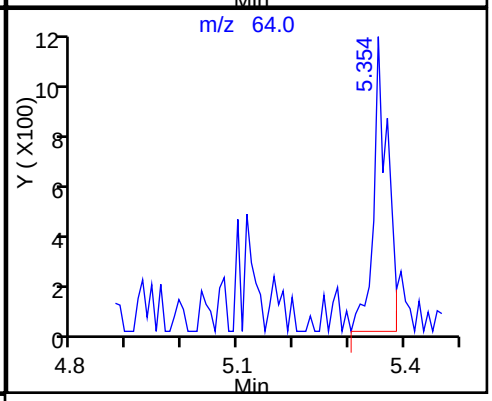

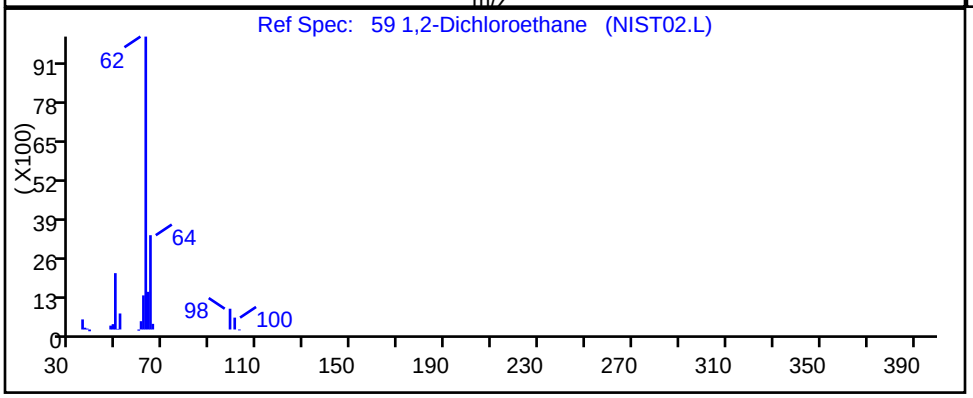

RT	Mass	Response	Amount
5.36	62.00	7791	1.920166
5.35	64.00	1972	

Reviewer: delpolitov, 12-Mar-2018 18:10:05

Audit Action: Marked Compound Undetected Audit Reason: Invalid Compound ID

User Disabled Compound Report

TestAmerica Edison

Data File:	\\ChromNA\Edison\ChromData\CVOAMS6\20180309-68582.b\F60633.D		
Injection Date:	10-Mar-2018 05:48:30	Instrument ID:	CVOAMS6
Lims ID:	460-151079-A-44	Lab Sample ID:	460-151079-44
Client ID:	PZ-524I		
Operator ID:		ALS Bottle#:	19 Worklist Smp#: 20
Purge Vol:	5.000 mL	Dil. Factor:	1.0000
Method:	8260624W6	Limit Group:	VOA - 8260C DKQP Water and Solid
Column:	Rtx-624 (0.25 mm)	Detector	MS SCAN

66 1,2-Dichloropropane, CAS: 78-87-5

Processing Results

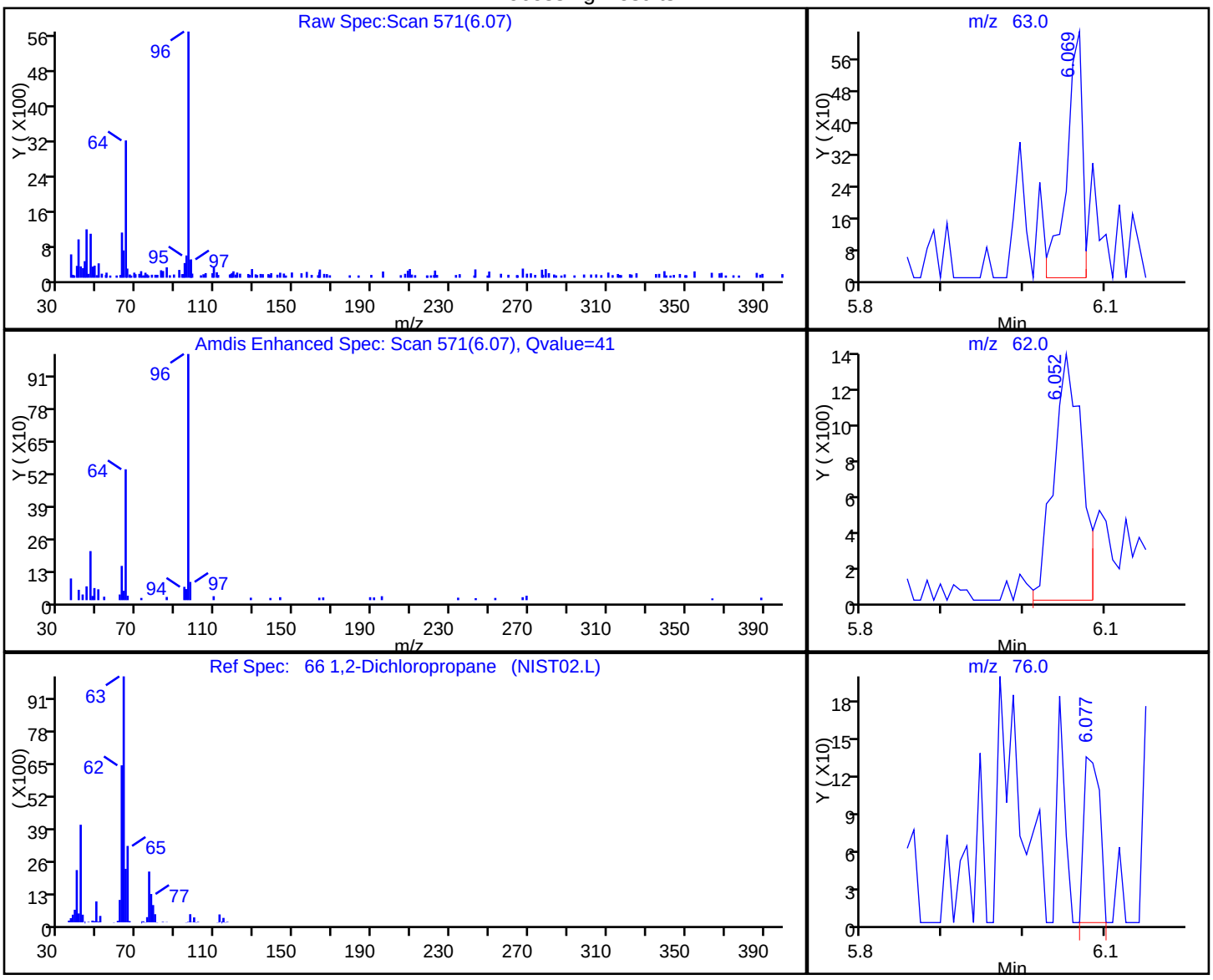

RT	Mass	Response	Amount
6.07	63.00	857	0.307475
6.05	62.00	3221	
6.08	76.00	182	
6.04	112.00	134	

Reviewer: delpolitov, 12-Mar-2018 18:10:05

Audit Action: Marked Compound Undetected Audit Reason: Invalid Compound ID

User Disabled Compound Report

TestAmerica Edison

Data File:	\\ChromNA\Edison\ChromData\CVOAMS6\20180309-68582.b\F60633.D		
Injection Date:	10-Mar-2018 05:48:30	Instrument ID:	CVOAMS6
Lims ID:	460-151079-A-44	Lab Sample ID:	460-151079-44
Client ID:	PZ-524I		
Operator ID:		ALS Bottle#:	19 Worklist Smp#: 20
Purge Vol:	5.000 mL	Dil. Factor:	1.0000
Method:	8260624W6	Limit Group:	VOA - 8260C DKQP Water and Solid
Column:	Rtx-624 (0.25 mm)	Detector	MS SCAN

69 1,4-Dioxane, CAS: 123-91-1

Processing Results

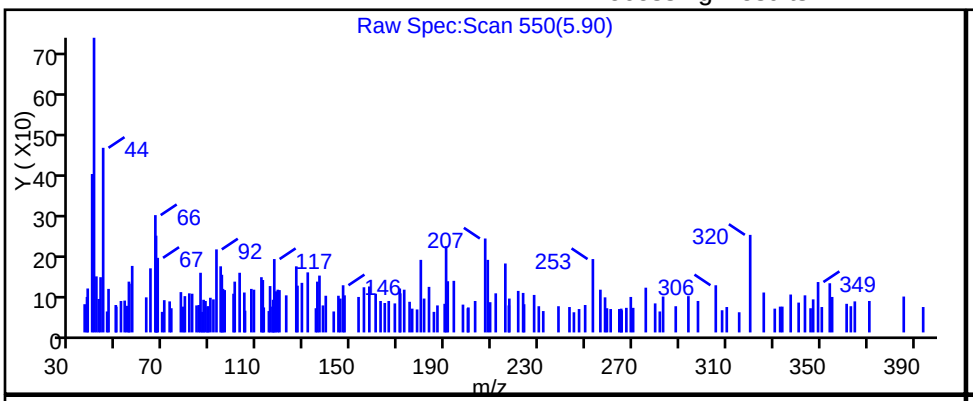

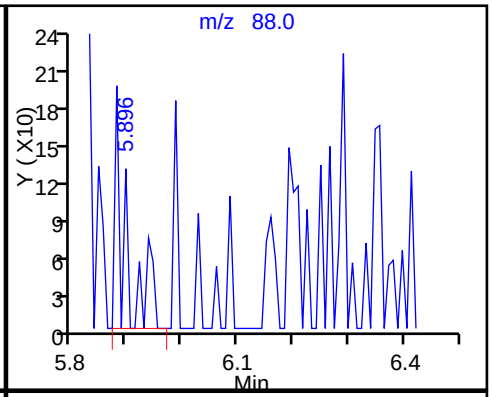

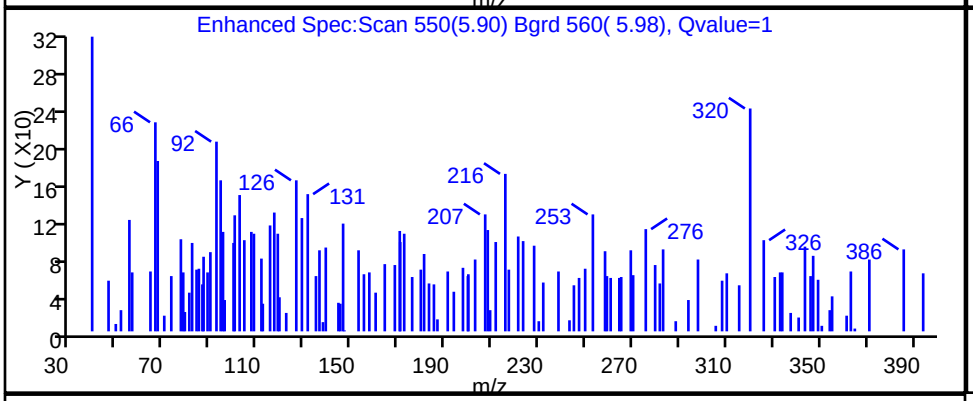

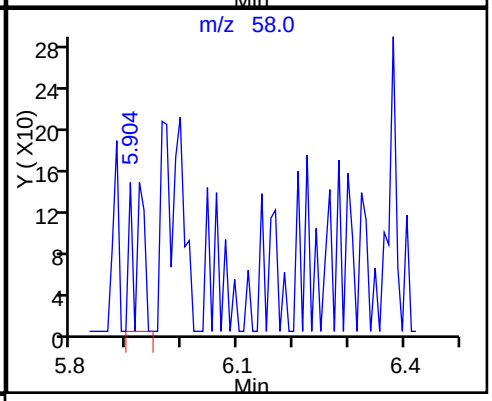

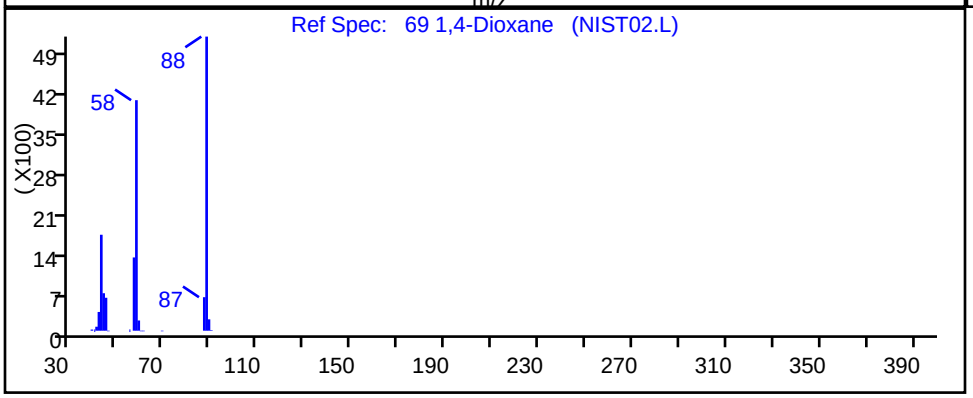

RT	Mass	Response	Amount
5.90	88.00	249	9.182622
5.90	58.00	203	

Reviewer: delpolitov, 12-Mar-2018 18:10:05

Audit Action: Marked Compound Undetected Audit Reason: Invalid Compound ID

User Disabled Compound Report

TestAmerica Edison

Data File:	\\ChromNA\Edison\ChromData\CVOAMS6\20180309-68582.b\F60633.D		
Injection Date:	10-Mar-2018 05:48:30	Instrument ID:	CVOAMS6
Lims ID:	460-151079-A-44	Lab Sample ID:	460-151079-44
Client ID:	PZ-524I		
Operator ID:		ALS Bottle#:	19 Worklist Smp#: 20
Purge Vol:	5.000 mL	Dil. Factor:	1.0000
Method:	8260624W6	Limit Group:	VOA - 8260C DKQP Water and Solid
Column:	Rtx-624 (0.25 mm)	Detector	MS SCAN

41 2-Butanone (MEK), CAS: 78-93-3

Processing Results

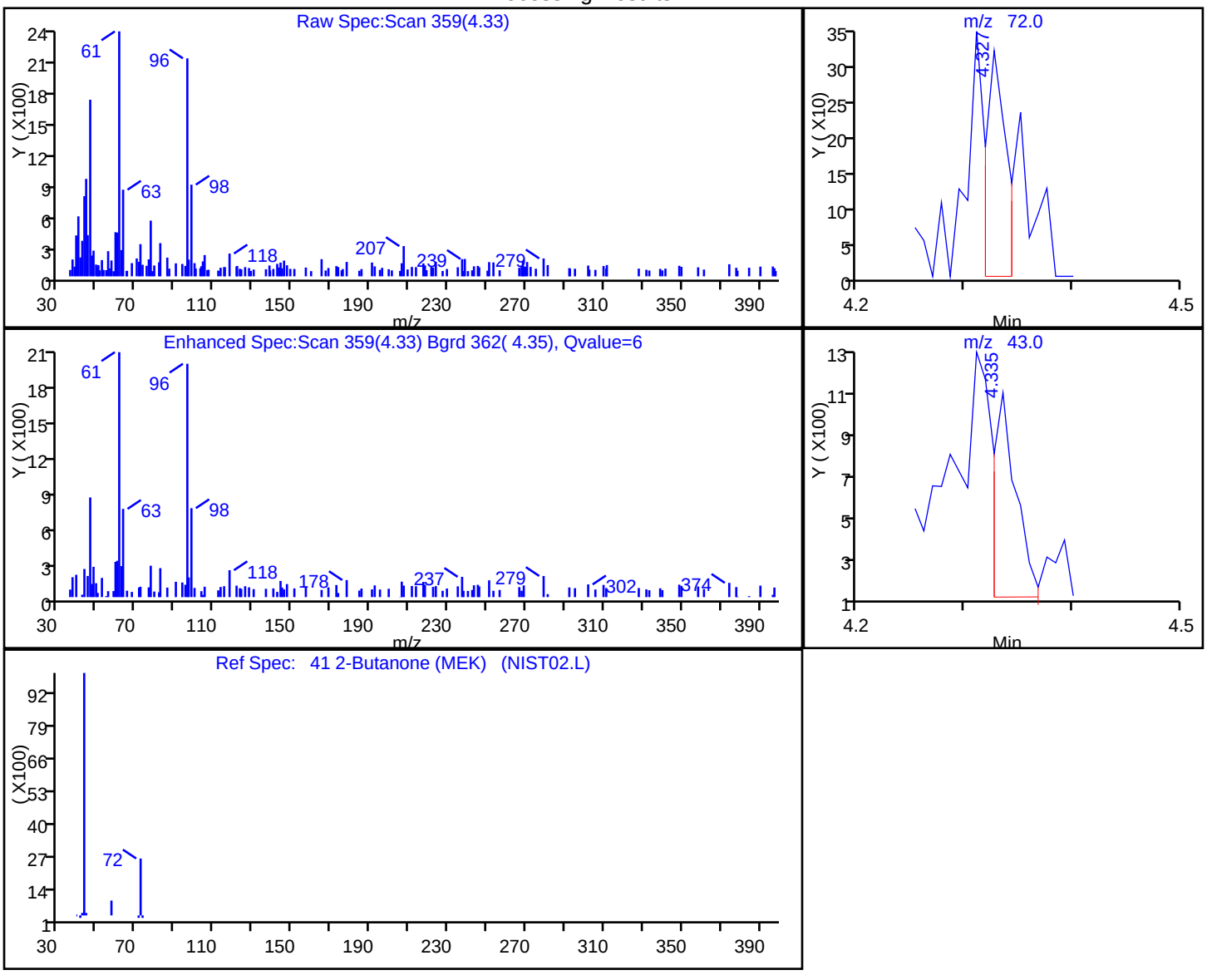

RT	Mass	Response	Amount
4.33	72.00	416	3.341691
4.34	43.00	1338	

Reviewer: delpolitov, 12-Mar-2018 18:10:05

Audit Action: Marked Compound Undetected Audit Reason: Invalid Compound ID

User Disabled Compound Report

TestAmerica Edison

Data File: \\ChromNA\Edison\ChromData\CVOAMS6\20180309-68582.b\F60633.D
Injection Date: 10-Mar-2018 05:48:30 Instrument ID: CVOAMS6
Lims ID: 460-151079-A-44 Lab Sample ID: 460-151079-44
Client ID: PZ-524I
Operator ID: ALS Bottle#: 19 Worklist Smp#: 20
Purge Vol: 5.000 mL Dil. Factor: 1.0000
Method: 8260624W6 Limit Group: VOA - 8260C DKQP Water and Solid
Column: Rtx-624 (0.25 mm) Detector MS SCAN

77 4-Methyl-2-pentanone (MIBK), CAS: 108-10-1

Processing Results

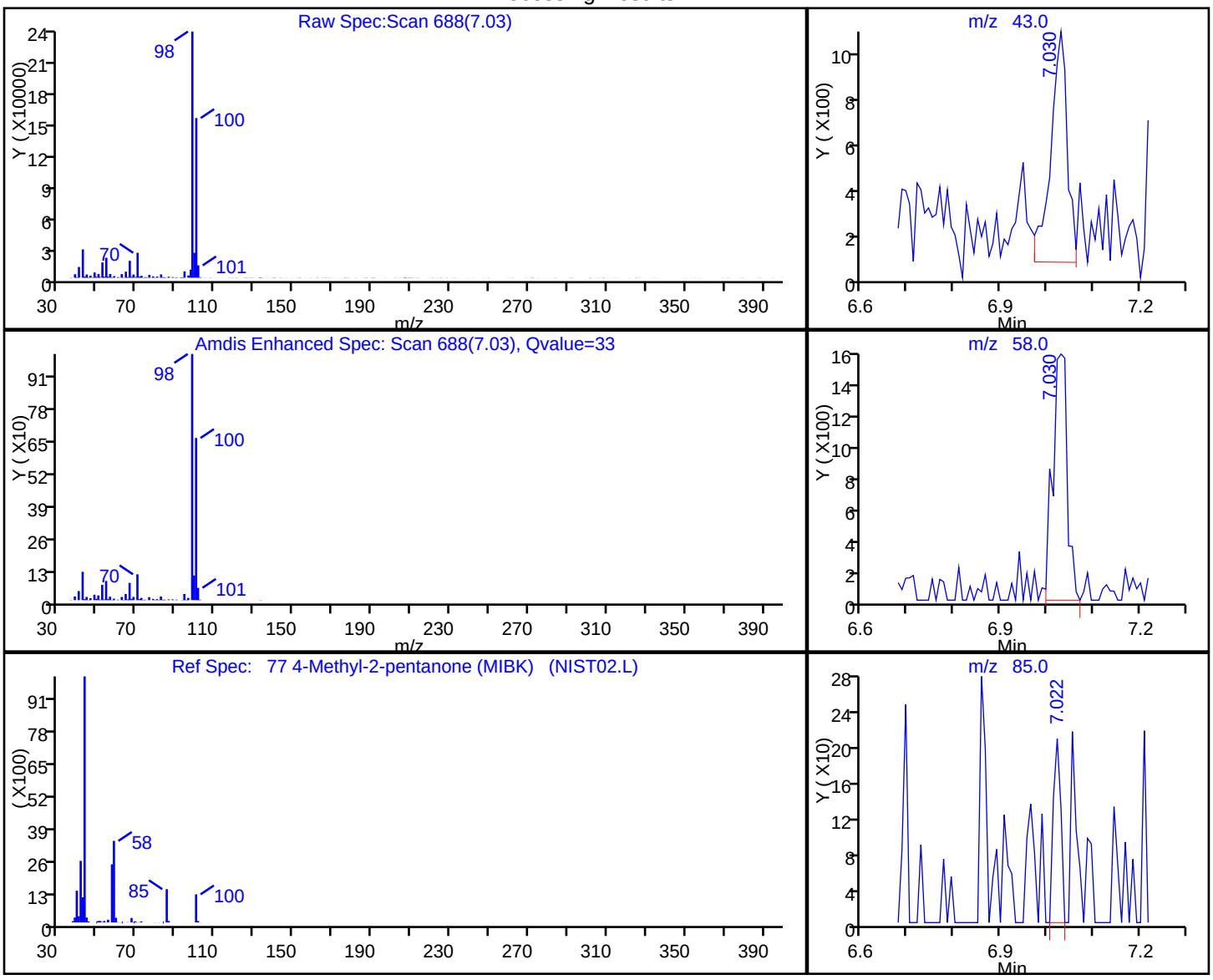

RT	Mass	Response	Amount
7.03	43.00	2536	1.180298
7.03	58.00	3355	
7.02	85.00	230	
7.03	100.00	308400	

Reviewer: delpolitov, 12-Mar-2018 18:10:05
Audit Action: Marked Compound Undetected Audit Reason: Invalid Compound ID

User Disabled Compound Report

TestAmerica Edison

Data File:	\\ChromNA\Edison\ChromData\CVOAMS6\20180309-68582.b\F60633.D		
Injection Date:	10-Mar-2018 05:48:30	Instrument ID:	CVOAMS6
Lims ID:	460-151079-A-44	Lab Sample ID:	460-151079-44
Client ID:	PZ-524I		
Operator ID:		ALS Bottle#:	19 Worklist Smp#: 20
Purge Vol:	5.000 mL	Dil. Factor:	1.0000
Method:	8260624W6	Limit Group:	VOA - 8260C DKQP Water and Solid
Column:	Rtx-624 (0.25 mm)	Detector	MS SCAN

6 Bromomethane, CAS: 74-83-9

Processing Results

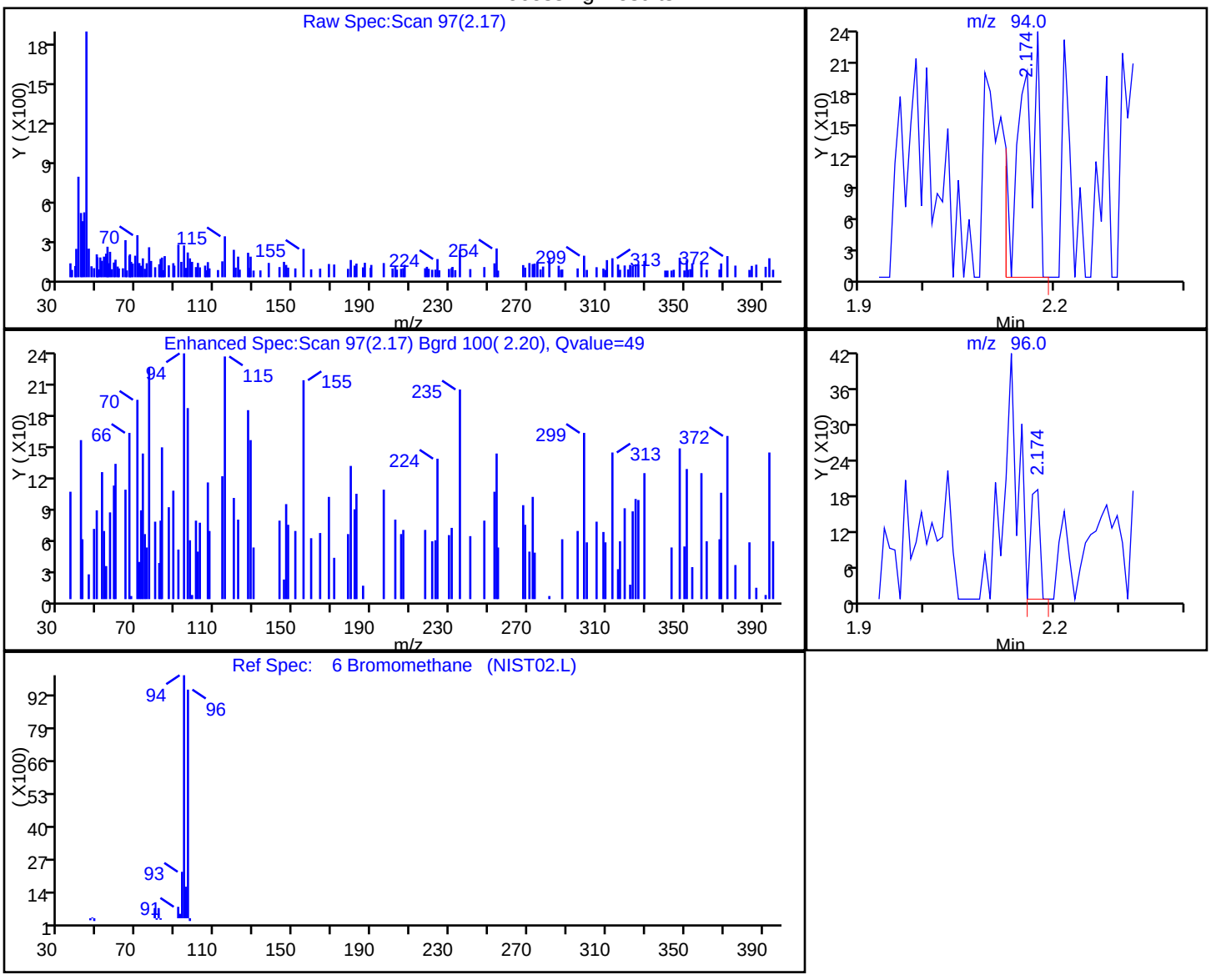

RT	Mass	Response	Amount
2.17	94.00	460	0.199008
2.17	96.00	178	

Reviewer: delpolitov, 12-Mar-2018 18:10:05

Audit Action: Marked Compound Undetected Audit Reason: Invalid Compound ID

User Disabled Compound Report

TestAmerica Edison

Data File:	\\ChromNA\Edison\ChromData\CVOAMS6\20180309-68582.b\F60633.D		
Injection Date:	10-Mar-2018 05:48:30	Instrument ID:	CVOAMS6
Lims ID:	460-151079-A-44	Lab Sample ID:	460-151079-44
Client ID:	PZ-524I		
Operator ID:		ALS Bottle#:	19 Worklist Smp#: 20
Purge Vol:	5.000 mL	Dil. Factor:	1.0000
Method:	8260624W6	Limit Group:	VOA - 8260C DKQP Water and Solid
Column:	Rtx-624 (0.25 mm)	Detector	MS SCAN

24 Methyl acetate, CAS: 79-20-9

Processing Results

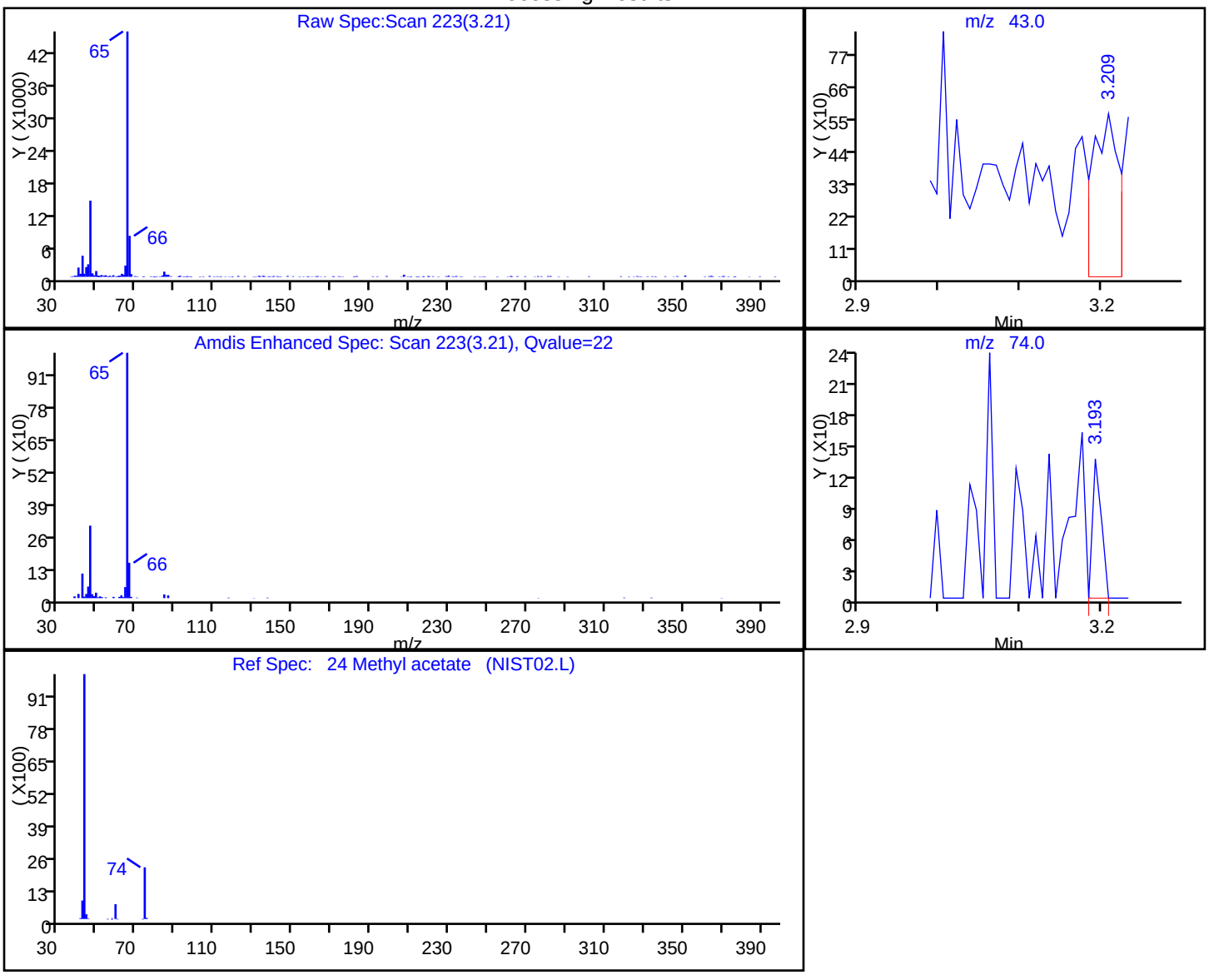

RT	Mass	Response	Amount
3.21	43.00	1277	0.639660
3.19	74.00	103	

Reviewer: delpolitov, 12-Mar-2018 18:10:05

Audit Action: Marked Compound Undetected Audit Reason: Invalid Compound ID

User Disabled Compound Report

TestAmerica Edison

Data File:	\\ChromNA\Edison\ChromData\CVOAMS6\20180309-68582.b\F60633.D		
Injection Date:	10-Mar-2018 05:48:30	Instrument ID:	CVOAMS6
Lims ID:	460-151079-A-44	Lab Sample ID:	460-151079-44
Client ID:	PZ-524I		
Operator ID:		ALS Bottle#:	19 Worklist Smp#: 20
Purge Vol:	5.000 mL	Dil. Factor:	1.0000
Method:	8260624W6	Limit Group:	VOA - 8260C DKQP Water and Solid
Column:	Rtx-624 (0.25 mm)	Detector	MS SCAN

4 Vinyl chloride, CAS: 75-01-4

Processing Results

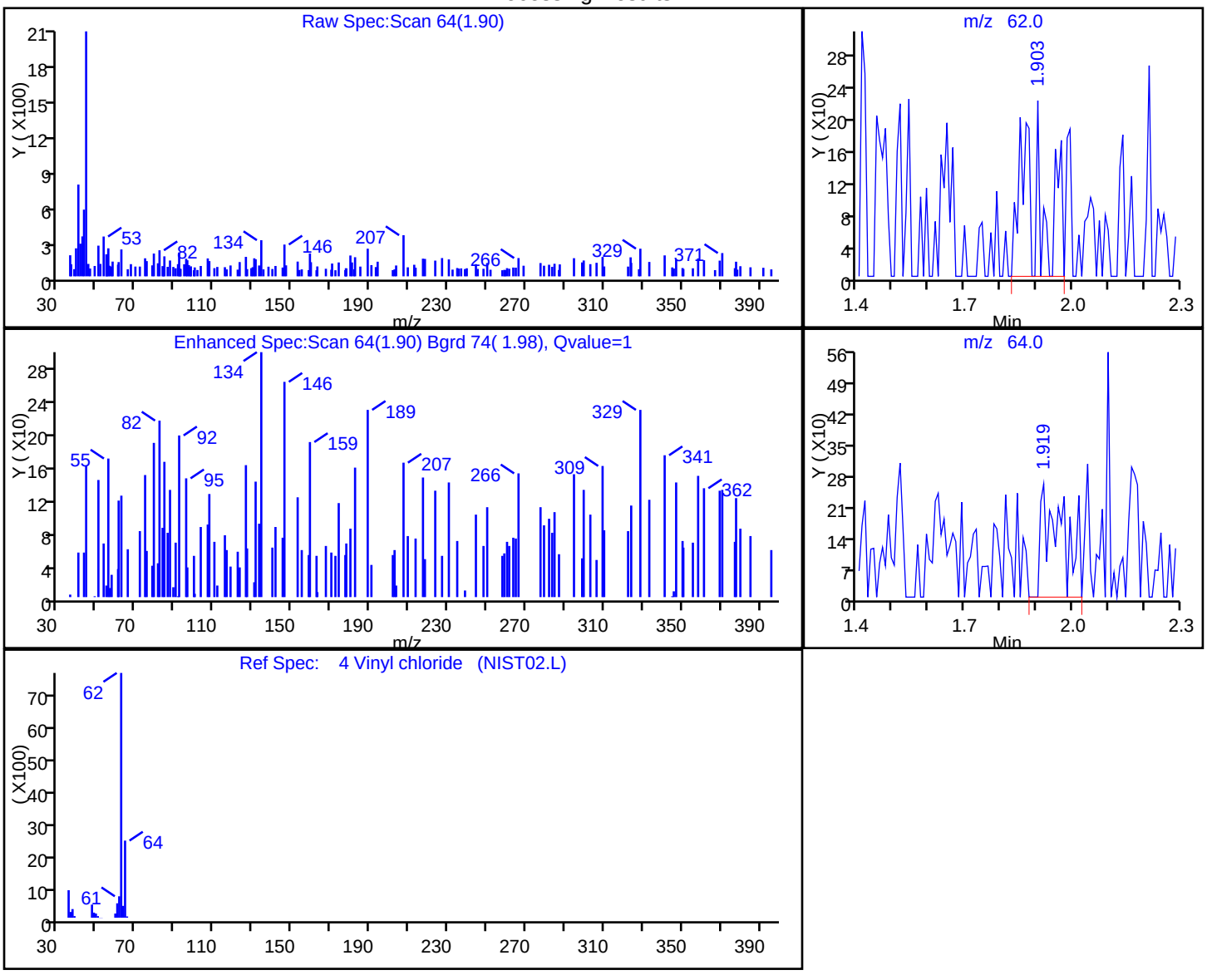

RT	Mass	Response	Amount
1.90	62.00	805	0.221083
1.92	64.00	1075	

Reviewer: delpolitov, 12-Mar-2018 18:10:05

Audit Action: Marked Compound Undetected Audit Reason: Invalid Compound ID

FORM I
GC/MS VOA ORGANICS ANALYSIS DATA SHEET

Lab Name: TestAmerica Edison | Job No.: 460-151079-1

SDG No.:

Client Sample ID: PZ-524S | Lab Sample ID: 460-151079-45

Matrix: Water | Lab File ID: F60634.D

Analysis Method: 8260C | Date Collected: 02/27/2018 11:05

Sample wt/vol: 5(mL) | Date Analyzed: 03/10/2018 06:12

Soil Aliquot Vol: | Dilution Factor: 1

Soil Extract Vol.: | GC Column: Rtx-624 ID: 0.25(mm)

% Moisture: | Level: (low/med) Low

Analysis Batch No.: 502566 | Units: ug/L

CAS NO.	COMPOUND NAME	RESULT	Q	RL	MDL
71-55-6	1,1,1-Trichloroethane	0.28	U	1.0	0.28
79-34-5	1,1,2,2-Tetrachloroethane	0.19	U	1.0	0.19
79-00-5	1,1,2-Trichloroethane	0.080	U	1.0	0.080
75-34-3	1,1-Dichloroethane	0.24	U	1.0	0.24
75-35-4	1,1-Dichloroethene	0.34	U	1.0	0.34
87-61-6	1,2,3-Trichlorobenzene	0.35	U	1.0	0.35
120-82-1	1,2,4-Trichlorobenzene	0.27	U	1.0	0.27
96-12-8	1,2-Dibromo-3-Chloropropane	0.23	U	1.0	0.23
106-93-4	1,2-Dibromoethane	0.19	U	1.0	0.19
95-50-1	1,2-Dichlorobenzene	0.22	U	1.0	0.22
107-06-2	1,2-Dichloroethane	0.25	U	1.0	0.25
78-87-5	1,2-Dichloropropane	0.18	U	1.0	0.18
541-73-1	1,3-Dichlorobenzene	0.33	U	1.0	0.33
106-46-7	1,4-Dichlorobenzene	0.33	U	1.0	0.33
123-91-1	1,4-Dioxane	8.7	U *	50	8.7
78-93-3	2-Butanone	2.2	U	5.0	2.2
591-78-6	2-Hexanone	0.72	U	5.0	0.72
108-10-1	4-Methyl-2-pentanone	0.63	U	5.0	0.63
67-64-1	Acetone	1.1	U	5.0	1.1
71-43-2	Benzene	0.090	U	1.0	0.090
74-97-5	Bromochloromethane	0.30	U	1.0	0.30
75-27-4	Bromodichloromethane	0.15	U	1.0	0.15
75-25-2	Bromoform	0.18	U	1.0	0.18
74-83-9	Bromomethane	0.18	U	1.0	0.18
75-15-0	Carbon disulfide	0.22	U	1.0	0.22
56-23-5	Carbon tetrachloride	0.33	U	1.0	0.33
108-90-7	Chlorobenzene	0.24	U	1.0	0.24
75-00-3	Chloroethane	0.37	U	1.0	0.37
67-66-3	Chloroform	1.5		1.0	0.22
74-87-3	Chloromethane	0.22	U	1.0	0.22
156-59-2	cis-1,2-Dichloroethene	0.26	U	1.0	0.26
10061-01-5	cis-1,3-Dichloropropene	0.16	U	1.0	0.16
110-82-7	Cyclohexane	0.26	U	1.0	0.26
124-48-1	Dibromochloromethane	0.22	U	1.0	0.22
75-71-8	Dichlorodifluoromethane	0.14	U	1.0	0.14
100-41-4	Ethylbenzene	0.30	U	1.0	0.30

FORM I
GC/MS VOA ORGANICS ANALYSIS DATA SHEET

Lab Name: TestAmerica Edison | Job No.: 460-151079-1

SDG No.:

Client Sample ID: PZ-524S | Lab Sample ID: 460-151079-45

Matrix: Water | Lab File ID: F60634.D

Analysis Method: 8260C | Date Collected: 02/27/2018 11:05

Sample wt/vol: 5(mL) | Date Analyzed: 03/10/2018 06:12

Soil Aliquot Vol: | Dilution Factor: 1

Soil Extract Vol.: | GC Column: Rtx-624 ID: 0.25(mm)

% Moisture: | Level: (low/med) Low

Analysis Batch No.: 502566 | Units: ug/L

CAS NO.	COMPOUND NAME	RESULT	Q	RL	MDL
76-13-1	Freon TF	0.34	U	1.0	0.34
98-82-8	Isopropylbenzene	0.32	U	1.0	0.32
179601-23-1	m&p-Xylene	0.28	U	1.0	0.28
79-20-9	Methyl acetate	0.58	U	5.0	0.58
108-87-2	Methylcyclohexane	0.22	U	1.0	0.22
75-09-2	Methylene Chloride	0.68	J	1.0	0.21
1634-04-4	MTBE	0.13	U	1.0	0.13
95-47-6	o-Xylene	0.32	U	1.0	0.32
100-42-5	Styrene	0.17	U	1.0	0.17
127-18-4	Tetrachloroethene	0.12	U	1.0	0.12
108-88-3	Toluene	0.25	U	1.0	0.25
156-60-5	trans-1,2-Dichloroethene	0.18	U	1.0	0.18
10061-02-6	trans-1,3-Dichloropropene	0.19	U	1.0	0.19
79-01-6	Trichloroethene	0.22	U	1.0	0.22
75-69-4	Trichlorofluoromethane	0.15	U	1.0	0.15
75-01-4	Vinyl chloride	0.060	U	1.0	0.060

CAS NO.	SURROGATE	%REC	Q	LIMITS
17060-07-0	1,2-Dichloroethane-d4 (Surr)	99		70-130
460-00-4	Bromofluorobenzene	108		70-130
1868-53-7	Dibromofluoromethane (Surr)	105		70-130
2037-26-5	Toluene-d8 (Surr)	96		70-130

FORM I
GC/MS VOA ORGANICS ANALYSIS DATA SHEET
TENTATIVELY IDENTIFIED COMPOUNDS

Lab Name: TestAmerica Edison Job No.: 460-151079-1

SDG No.:

Client Sample ID: PZ-524S Lab Sample ID: 460-151079-45

Matrix: Water Lab File ID: F60634.D

Analysis Method: 8260C Date Collected: 02/27/2018 11:05

Sample wt/vol: 5(mL) Date Analyzed: 03/10/2018 06:12

Soil Aliquot Vol: Dilution Factor: 1

Soil Extract Vol.: GC Column: Rtx-624 ID: 0.25(mm)

% Moisture: Level: (low/med) Low

Analysis Batch No.: 502566 Units: ug/L

Number TICs Found: 0 TIC Result Total: 0

CAS NO.	COMPOUND NAME	RT	RESULT	Q	MATCH QUALITY
	Tentatively Identified Compound		None		

FORM I-TIC 8260C

TestAmerica Edison
Target Compound Quantitation Report

Data File: \\ChromNA\Edison\ChromData\CVOAMS6\20180309-68582.b\F60634.D
Lims ID: 460-151079-A-45
Client ID: PZ-524S
Sample Type: Client
Inject. Date: 10-Mar-2018 06:12:30 ALS Bottle#: 20 Worklist Smp#: 21
Purge Vol: 5.000 mL Dil. Factor: 1.0000
Sample Info: 460-151079-A-45
Misc. Info.: 460-0068582-021
Operator ID: Instrument ID: CVOAMS6

Method: \\ChromNA\Edison\ChromData\CVOAMS6\20180309-68582.b\8260624W6.m
Limit Group: VOA - 8260C DKQP Water and Solid
Last Update: 12-Mar-2018 18:11:26 Calib Date: 09-Mar-2018 04:49:30
Integrator: RTE ID Type: Deconvolution ID
Quant Method: Internal Standard Quant By: Initial Calibration
Last ICal File: \\ChromNA\Edison\ChromData\CVOAMS6\20180309-68530.b\F60575.D

Column 1 : Rtx-624 (0.25 mm) Det: MS SCAN
Process Host: XAWRK008

First Level Reviewer: moroneyc Date: 12-Mar-2018 06:53:25

Compound	Sig	RT (min.)	Exp RT (min.)	Dlt RT (min.)	Q	Response	OnCol Amt ug/l	Flags
* 26 TBA-d9 (IS)	65	3.217	3.217	0.000	0	218198	1000.0	
27 Methylene Chloride	84	3.234	3.234	0.000	30	2503	0.6780	
* 38 2-Butanone-d5	46	4.269	4.277	-0.008	0	204909	250.0	
48 Chloroform	83	4.590	4.598	-0.008	90	8365	1.46	
$ 51 Dibromofluoromethane (Surr	113	4.746	4.754	-0.008	98	150314	52.6	
$ 56 1,2-Dichloroethane-d4 (Sur	65	5.099	5.099	0.000	0	150811	49.5	
* 61 Fluorobenzene	96	5.370	5.370	0.000	99	493705	50.0	
* 67 1,4-Dioxane-d8	96	6.069	6.060	0.009	0	23299	1000.0	
$ 78 Toluene-d8 (Surr)	98	7.030	7.030	0.000	99	479940	48.1	
* 89 Chlorobenzene-d5	117	8.821	8.821	0.000	84	411210	50.0	
$ 100 4-Bromofluorobenzene	174	10.070	10.070	0.000	95	214805	54.2	
* 116 1,4-Dichlorobenzene-d4	152	10.941	10.941	0.000	94	287662	50.0	

Reagents:

VOA6IS/SURR_00009 Amount Added: 5.00 Units: uL Run Reagent

Report Date: 12-Mar-2018 18:11:26 Chrom Revision: 2.2 08-Feb-2018 13:38:42

TestAmerica Edison

Data File: \\ChromNA\Edison\ChromData\CVOAMS6\20180309-68582.b\F60634.D

Injection Date:	10-Mar-2018 06:12:30	Instrument ID:	CVOAMS6	Operator ID:	
Lims ID:	460-151079-A-45	Lab Sample ID:	460-151079-45	Worklist Smp#:	21
Client ID:	PZ-524S				
Purge Vol:	5.000 mL	Dil. Factor:	1.0000	ALS Bottle#:	20
Method:	8260624W6	Limit Group:	VOA - 8260C DKQP Water and Solid		

Column: Rtx-624 (0.25 mm)

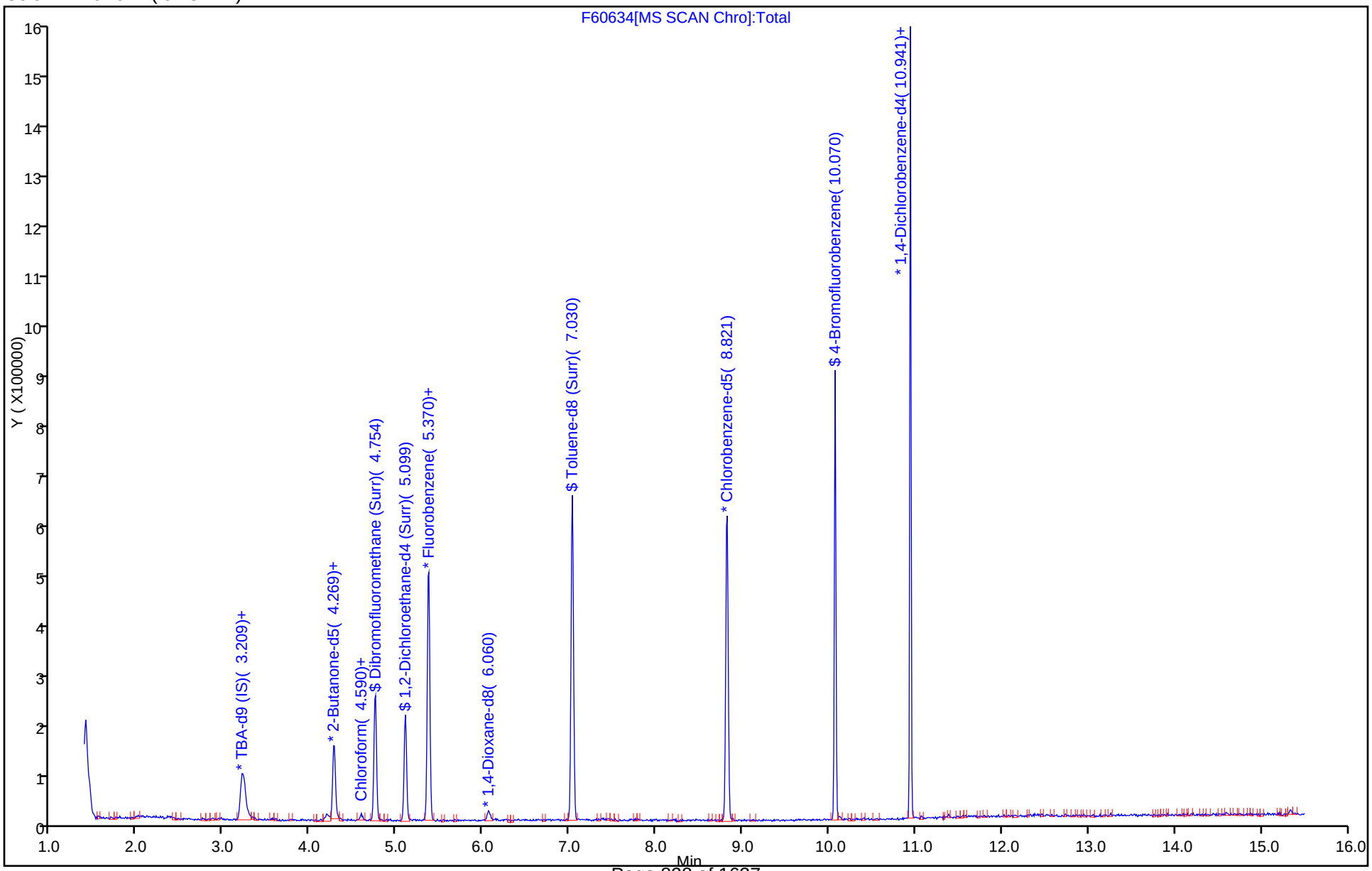

Report Date: 12-Mar-2018 18:11:26 Chrom Revision: 2.2 08-Feb-2018 13:38:42

TestAmerica Edison

Data File: \\ChromNA\Edison\ChromData\CVOAMS6\20180309-68582.b\F60634.D

Injection Date:	10-Mar-2018 06:12:30	Instrument ID:	CVOAMS6
Lims ID:	460-151079-A-45	Lab Sample ID:	460-151079-45
Client ID:	PZ-524S		
Operator ID:		ALS Bottle#:	20 Worklist Smp#: 21
Purge Vol:	5.000 mL	Dil. Factor:	1.0000
Method:	8260624W6	Limit Group:	VOA - 8260C DKQP Water and Solid
Column:	Rtx-624 (0.25 mm)	Detector	MS SCAN

48 Chloroform, CAS: 67-66-3

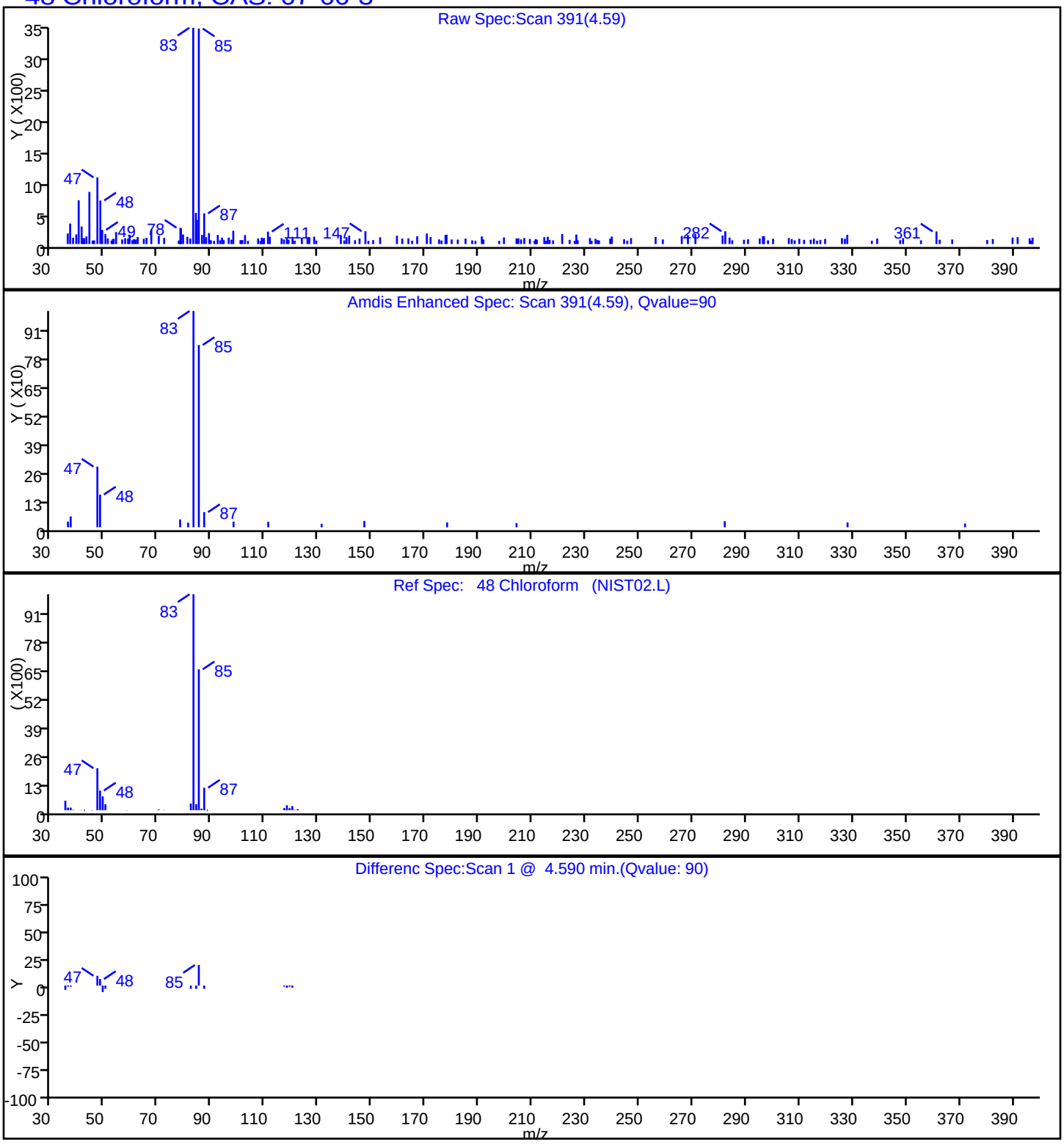

Report Date: 12-Mar-2018 18:11:26 Chrom Revision: 2.2 08-Feb-2018 13:38:42

TestAmerica Edison

Data File: \\ChromNA\Edison\ChromData\CVOAMS6\20180309-68582.b\F60634.D

Injection Date:	10-Mar-2018 06:12:30	Instrument ID:	CVOAMS6
Lims ID:	460-151079-A-45	Lab Sample ID:	460-151079-45
Client ID:	PZ-524S		
Operator ID:		ALS Bottle#:	20 Worklist Smp#: 21
Purge Vol:	5.000 mL	Dil. Factor:	1.0000
Method:	8260624W6	Limit Group:	VOA - 8260C DKQP Water and Solid
Column:	Rtx-624 (0.25 mm)	Detector	MS SCAN

27 Methylene Chloride, CAS: 75-09-2

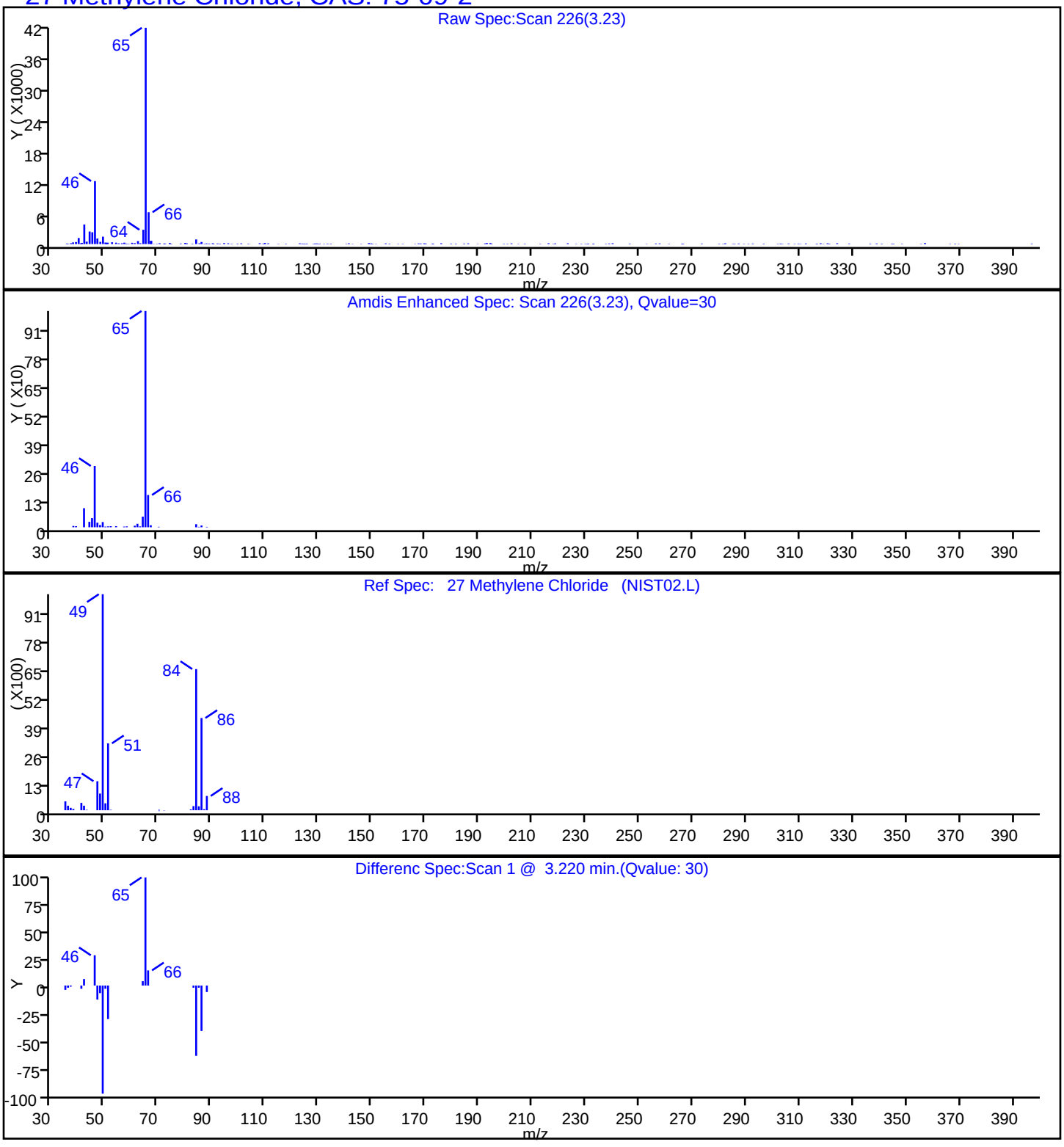

User Disabled Compound Report

TestAmerica Edison

Data File:	\\ChromNA\Edison\ChromData\CVOAMS6\20180309-68582.b\F60634.D		
Injection Date:	10-Mar-2018 06:12:30	Instrument ID:	CVOAMS6
Lims ID:	460-151079-A-45	Lab Sample ID:	460-151079-45
Client ID:	PZ-524S		
Operator ID:		ALS Bottle#:	20 Worklist Smp#: 21
Purge Vol:	5.000 mL	Dil. Factor:	1.0000
Method:	8260624W6	Limit Group:	VOA - 8260C DKQP Water and Solid
Column:	Rtx-624 (0.25 mm)	Detector	MS SCAN

82 1,1,2-Trichloroethane, CAS: 79-00-5

Processing Results

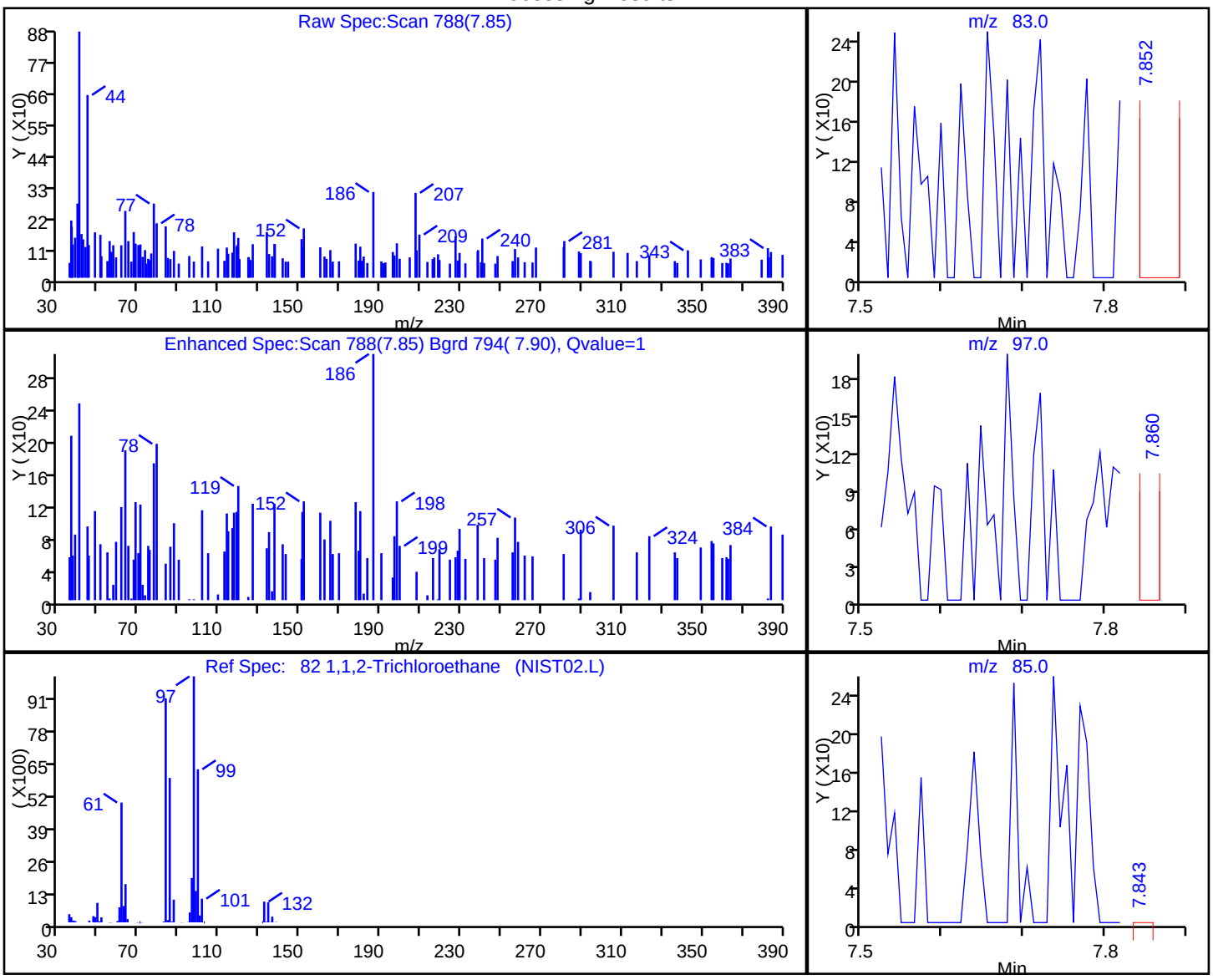

RT	Mass	Response	Amount
7.85	83.00	286	0.122403
7.86	97.00	97	
7.84	85.00	67	

Reviewer: delpolitov, 12-Mar-2018 18:11:26

Audit Action: Marked Compound Undetected Audit Reason: Invalid Compound ID

User Disabled Compound Report

TestAmerica Edison

Data File:	\\ChromNA\Edison\ChromData\CVOAMS6\20180309-68582.b\F60634.D		
Injection Date:	10-Mar-2018 06:12:30	Instrument ID:	CVOAMS6
Lims ID:	460-151079-A-45	Lab Sample ID:	460-151079-45
Client ID:	PZ-524S		
Operator ID:		ALS Bottle#:	20 Worklist Smp#: 21
Purge Vol:	5.000 mL	Dil. Factor:	1.0000
Method:	8260624W6	Limit Group:	VOA - 8260C DKQP Water and Solid
Column:	Rtx-624 (0.25 mm)	Detector	MS SCAN

59 1,2-Dichloroethane, CAS: 107-06-2

Processing Results

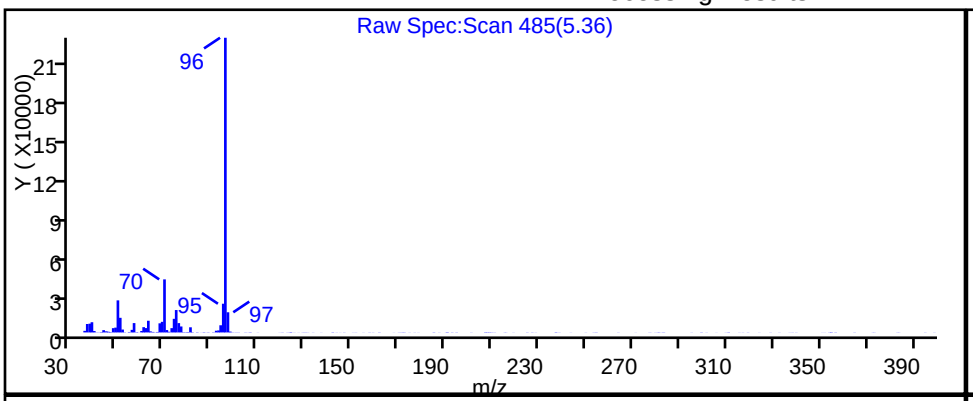

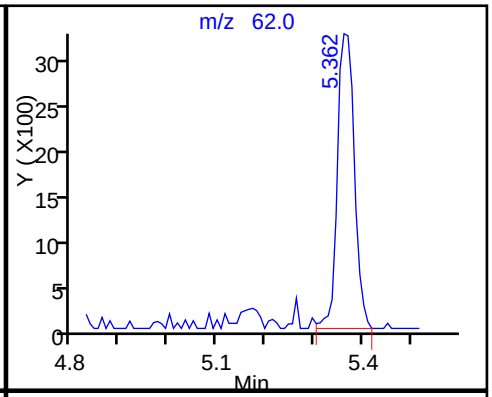

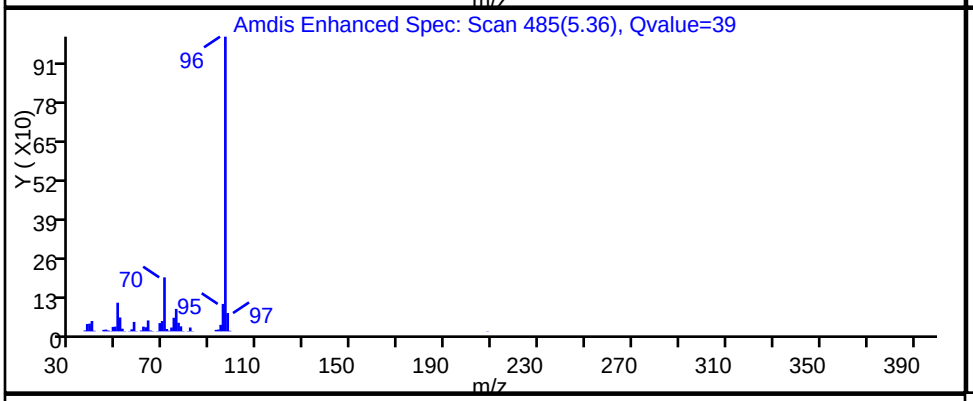

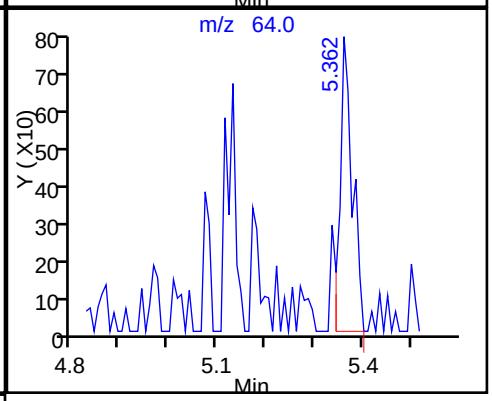

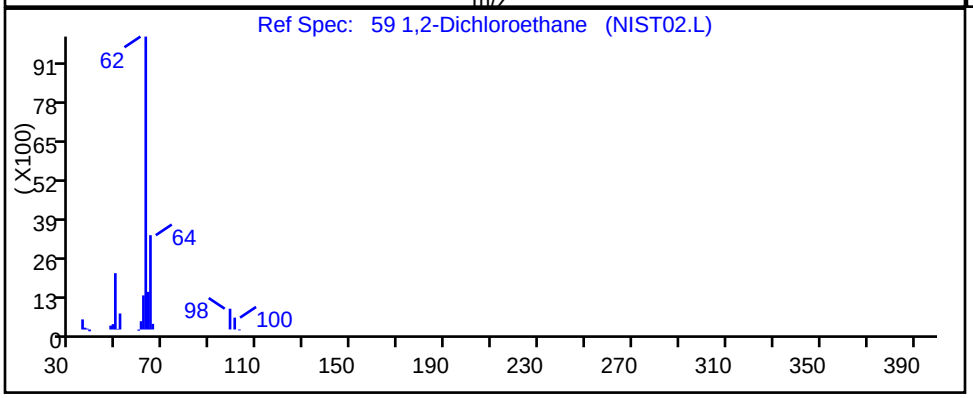

RT	Mass	Response	Amount
5.36	62.00	8024	1.909227
5.36	64.00	1376	

Reviewer: delpolitov, 12-Mar-2018 18:11:26

Audit Action: Marked Compound Undetected Audit Reason: Invalid Compound ID

User Disabled Compound Report

TestAmerica Edison

Data File:	\\ChromNA\Edison\ChromData\CVOAMS6\20180309-68582.b\F60634.D		
Injection Date:	10-Mar-2018 06:12:30	Instrument ID:	CVOAMS6
Lims ID:	460-151079-A-45	Lab Sample ID:	460-151079-45
Client ID:	PZ-524S		
Operator ID:		ALS Bottle#:	20 Worklist Smp#: 21
Purge Vol:	5.000 mL	Dil. Factor:	1.0000
Method:	8260624W6	Limit Group:	VOA - 8260C DKQP Water and Solid
Column:	Rtx-624 (0.25 mm)	Detector	MS SCAN

69 1,4-Dioxane, CAS: 123-91-1

Processing Results

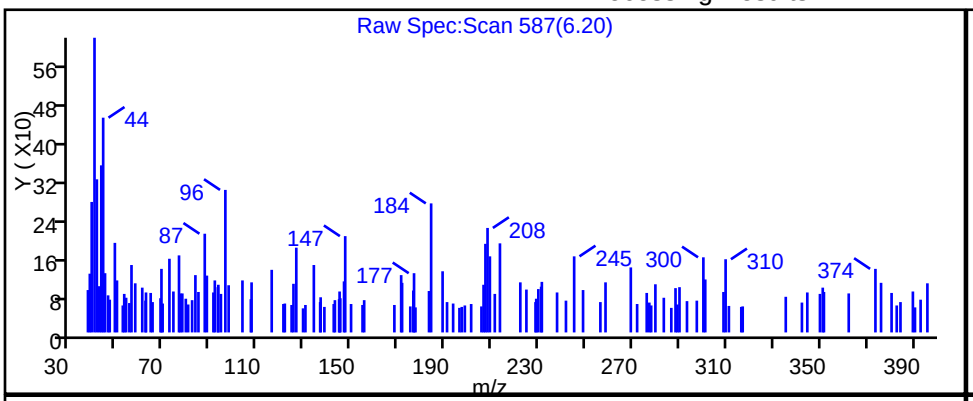

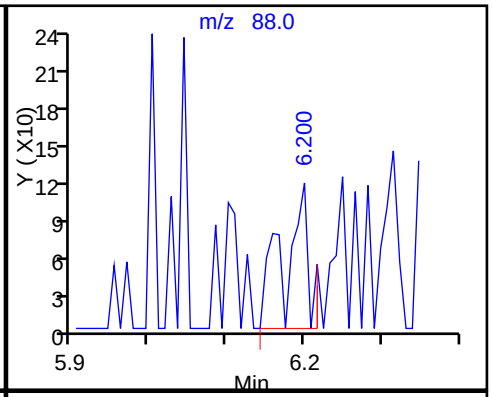

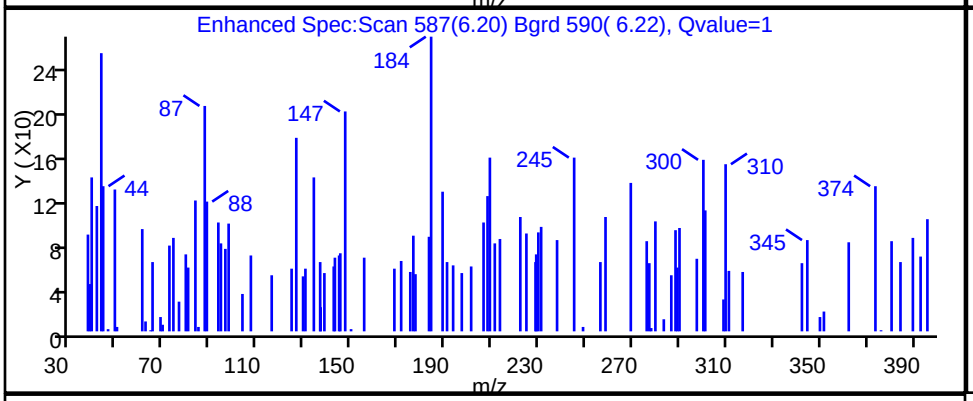

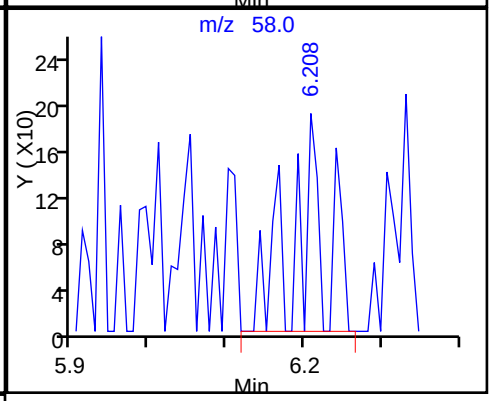

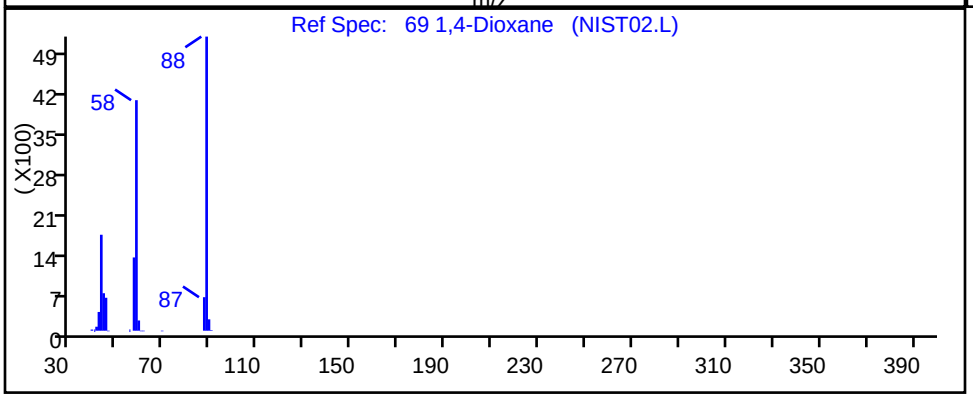

RT	Mass	Response	Amount
6.20	88.00	262	9.245265
6.21	58.00	525	

Reviewer: delpolitov, 12-Mar-2018 18:11:26

Audit Action: Marked Compound Undetected Audit Reason: Invalid Compound ID

User Disabled Compound Report

TestAmerica Edison

Data File:	\\ChromNA\Edison\ChromData\CVOAMS6\20180309-68582.b\F60634.D		
Injection Date:	10-Mar-2018 06:12:30	Instrument ID:	CVOAMS6
Lims ID:	460-151079-A-45	Lab Sample ID:	460-151079-45
Client ID:	PZ-524S		
Operator ID:		ALS Bottle#:	20 Worklist Smp#: 21
Purge Vol:	5.000 mL	Dil. Factor:	1.0000
Method:	8260624W6	Limit Group:	VOA - 8260C DKQP Water and Solid
Column:	Rtx-624 (0.25 mm)	Detector	MS SCAN

41 2-Butanone (MEK), CAS: 78-93-3

Processing Results

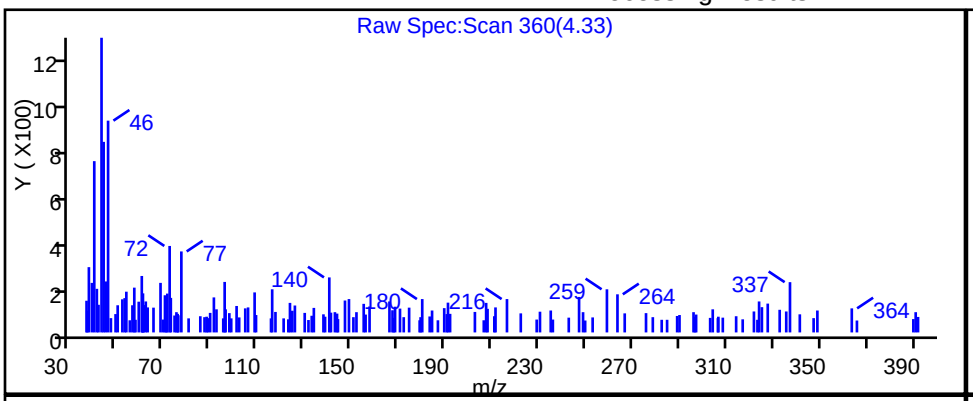

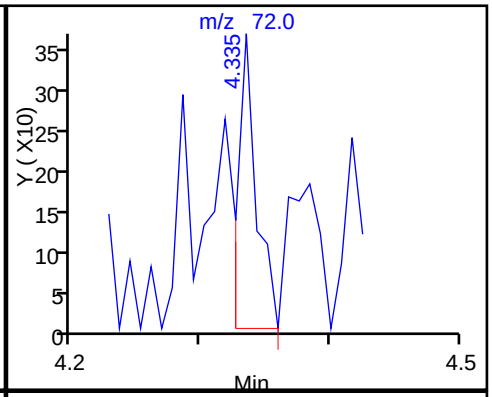

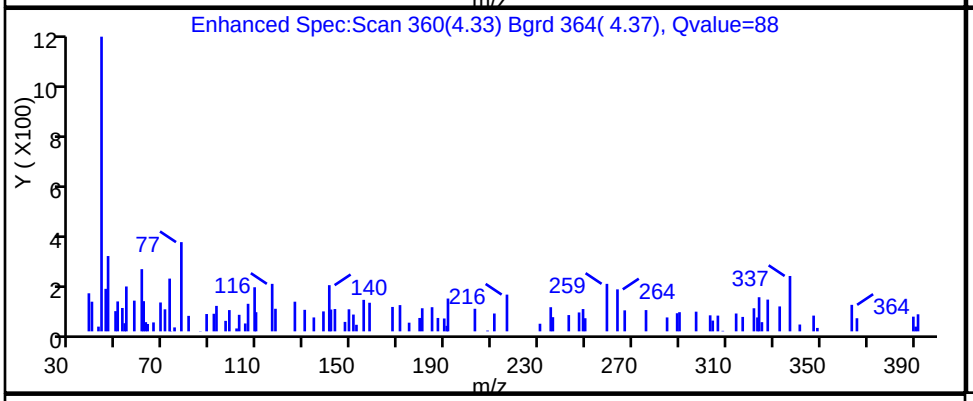

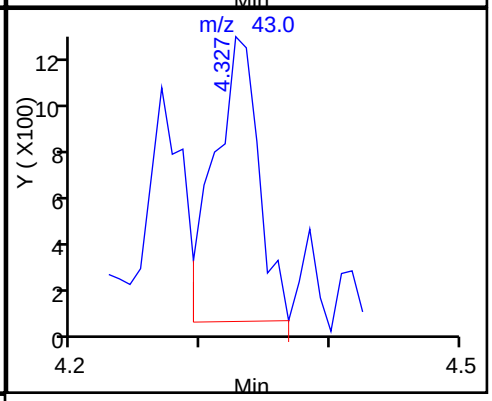

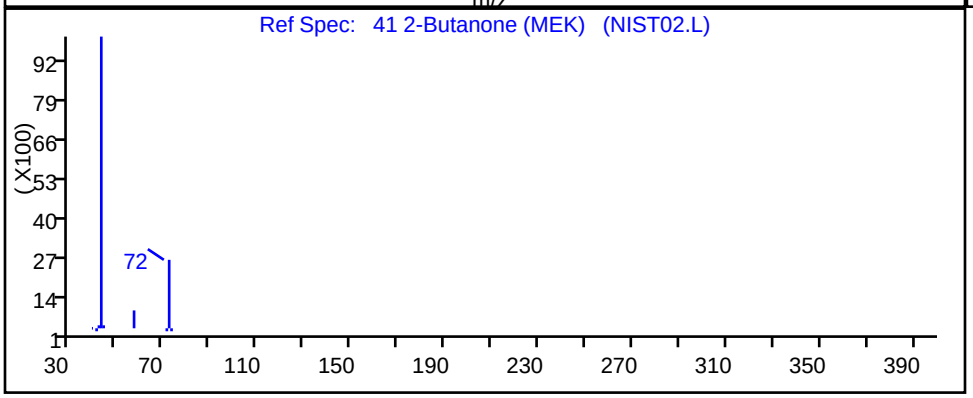

RT	Mass	Response	Amount
4.33	72.00	355	3.072986
4.33	43.00	2825	

Reviewer: delpolitov, 12-Mar-2018 18:11:26

Audit Action: Marked Compound Undetected Audit Reason: Invalid Compound ID

User Disabled Compound Report

TestAmerica Edison

Data File:	\\ChromNA\Edison\ChromData\CVOAMS6\20180309-68582.b\F60634.D		
Injection Date:	10-Mar-2018 06:12:30	Instrument ID:	CVOAMS6
Lims ID:	460-151079-A-45	Lab Sample ID:	460-151079-45
Client ID:	PZ-524S		
Operator ID:		ALS Bottle#:	20 Worklist Smp#: 21
Purge Vol:	5.000 mL	Dil. Factor:	1.0000
Method:	8260624W6	Limit Group:	VOA - 8260C DKQP Water and Solid
Column:	Rtx-624 (0.25 mm)	Detector	MS SCAN

77 4-Methyl-2-pentanone (MIBK), CAS: 108-10-1

Processing Results

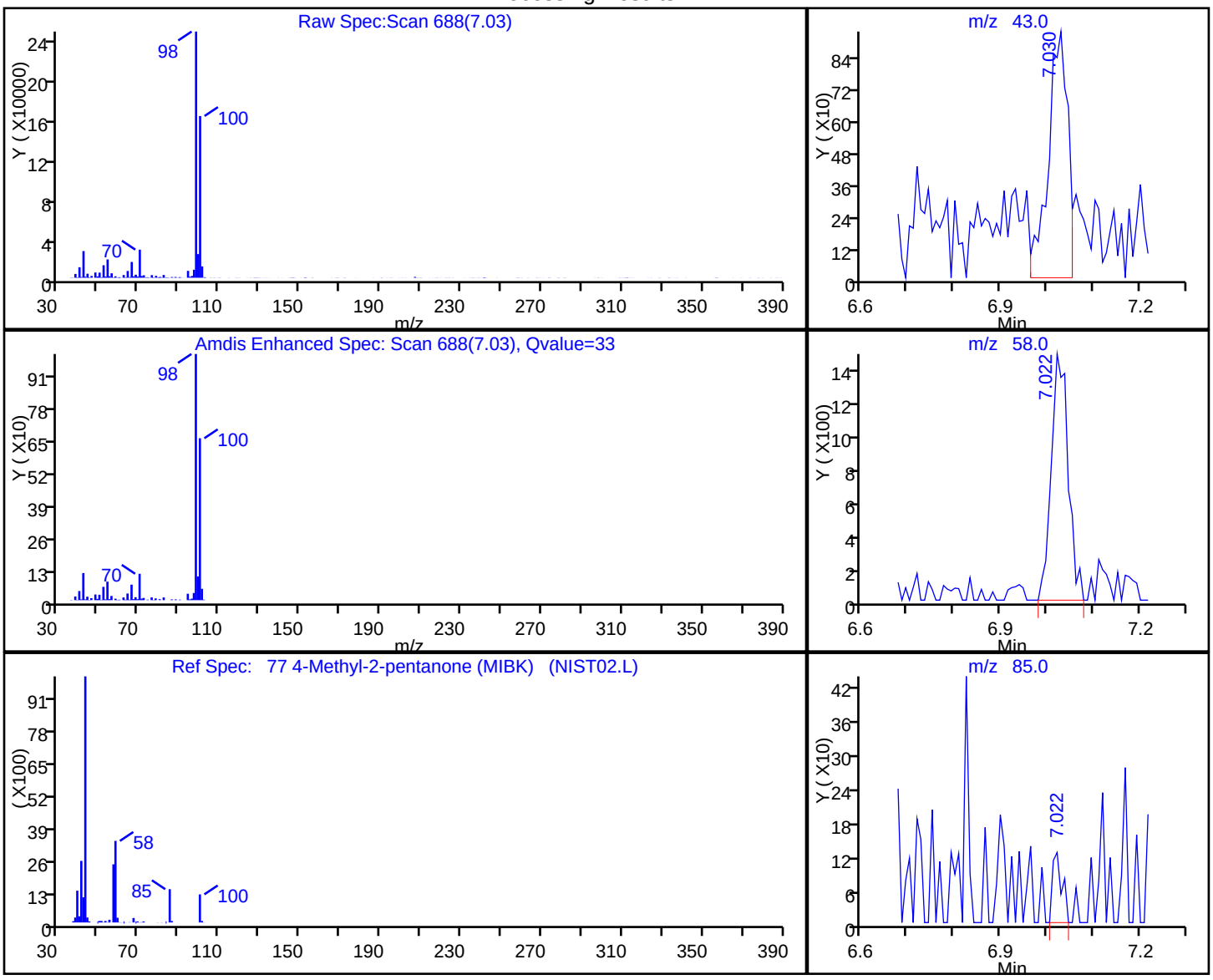

RT	Mass	Response	Amount
7.03	43.00	2779	1.258861
7.02	58.00	3814	
7.02	85.00	177	
7.03	100.00	318690	

Reviewer: delpolitov, 12-Mar-2018 18:11:26

Audit Action: Marked Compound Undetected Audit Reason: Invalid Compound ID

User Disabled Compound Report

TestAmerica Edison

Data File:	\\ChromNA\Edison\ChromData\CVOAMS6\20180309-68582.b\F60634.D		
Injection Date:	10-Mar-2018 06:12:30	Instrument ID:	CVOAMS6
Lims ID:	460-151079-A-45	Lab Sample ID:	460-151079-45
Client ID:	PZ-524S		
Operator ID:		ALS Bottle#:	20 Worklist Smp#: 21
Purge Vol:	5.000 mL	Dil. Factor:	1.0000
Method:	8260624W6	Limit Group:	VOA - 8260C DKQP Water and Solid
Column:	Rtx-624 (0.25 mm)	Detector	MS SCAN

98 Bromoform, CAS: 75-25-2

Processing Results

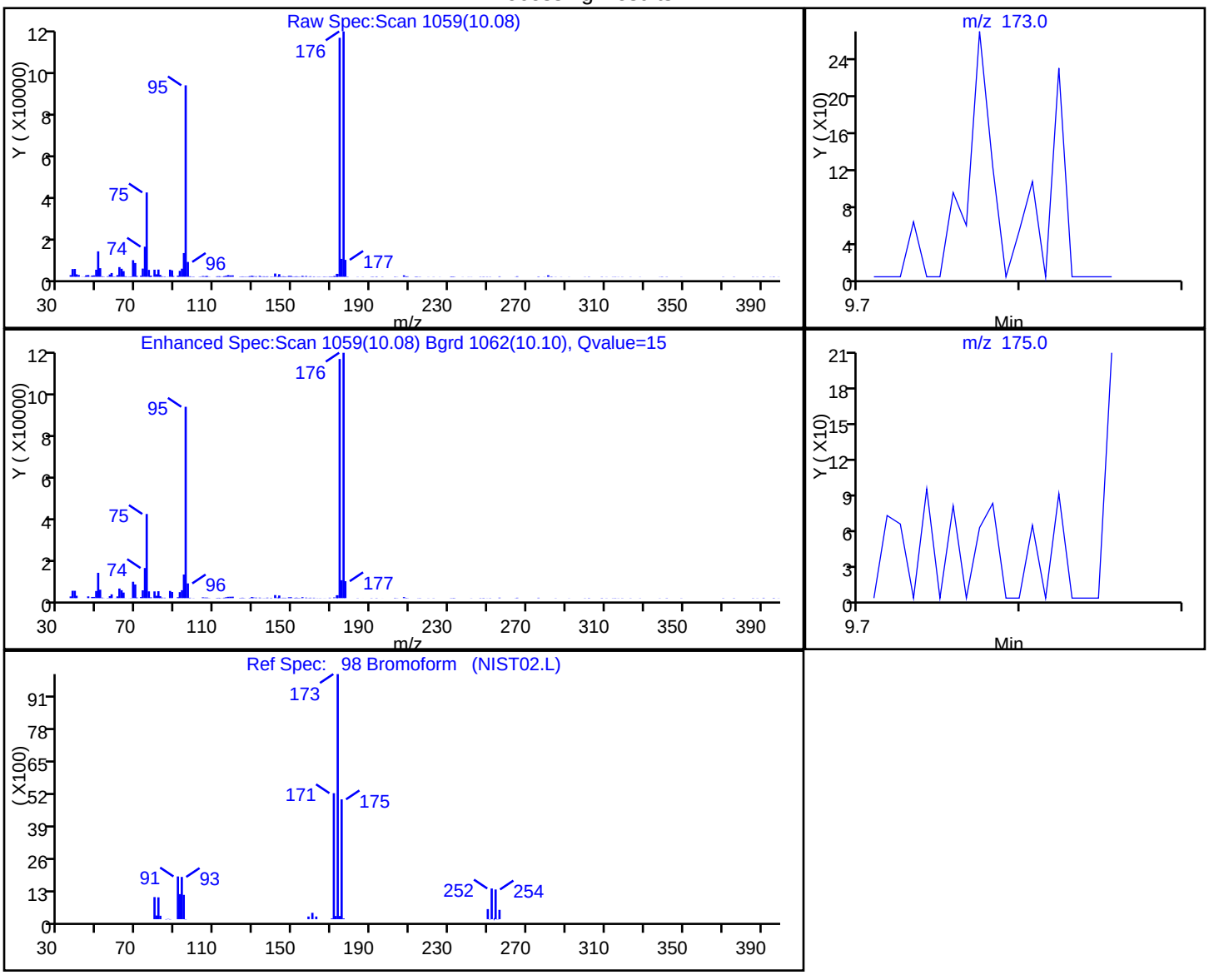

RT	Mass	Response	Amount
10.08	173.00	927	0.370912
10.07	175.00	17923	

Reviewer: delpolitov, 12-Mar-2018 18:11:26

Audit Action: Marked Compound Undetected Audit Reason: Invalid Compound ID

User Disabled Compound Report

TestAmerica Edison

Data File:	\\ChromNA\Edison\ChromData\CVOAMS6\20180309-68582.b\F60634.D		
Injection Date:	10-Mar-2018 06:12:30	Instrument ID:	CVOAMS6
Lims ID:	460-151079-A-45	Lab Sample ID:	460-151079-45
Client ID:	PZ-524S		
Operator ID:		ALS Bottle#:	20 Worklist Smp#: 21
Purge Vol:	5.000 mL	Dil. Factor:	1.0000
Method:	8260624W6	Limit Group:	VOA - 8260C DKQP Water and Solid
Column:	Rtx-624 (0.25 mm)	Detector	MS SCAN

6 Bromomethane, CAS: 74-83-9

Processing Results

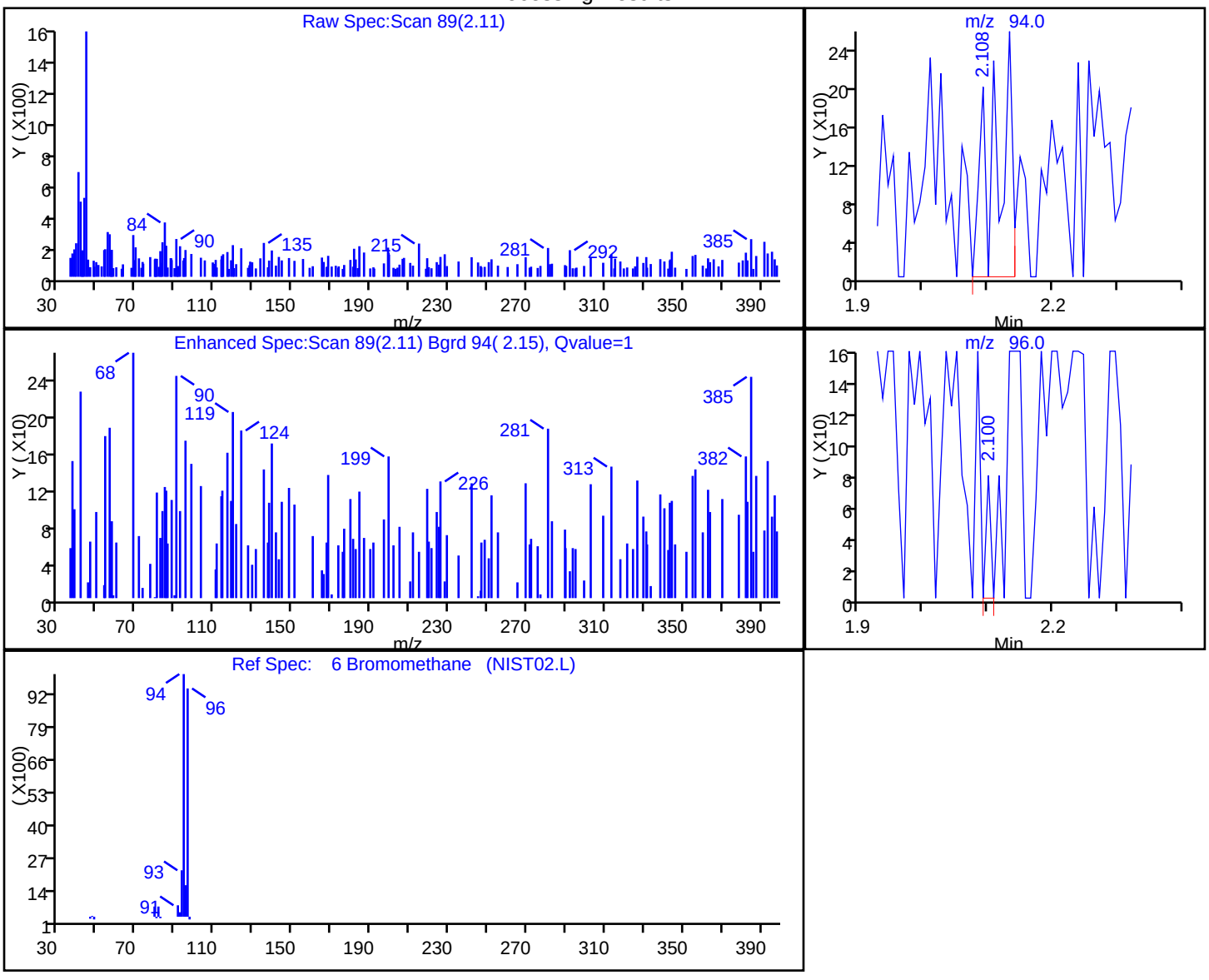

RT	Mass	Response	Amount
2.11	94.00	463	0.193382
2.10	96.00	38	

Reviewer: delpolitov, 12-Mar-2018 18:11:26

Audit Action: Marked Compound Undetected Audit Reason: Invalid Compound ID

User Disabled Compound Report

TestAmerica Edison

Data File:	\\ChromNA\Edison\ChromData\CVOAMS6\20180309-68582.b\F60634.D		
Injection Date:	10-Mar-2018 06:12:30	Instrument ID:	CVOAMS6
Lims ID:	460-151079-A-45	Lab Sample ID:	460-151079-45
Client ID:	PZ-524S		
Operator ID:		ALS Bottle#:	20 Worklist Smp#: 21
Purge Vol:	5.000 mL	Dil. Factor:	1.0000
Method:	8260624W6	Limit Group:	VOA - 8260C DKQP Water and Solid
Column:	Rtx-624 (0.25 mm)	Detector	MS SCAN

4 Vinyl chloride, CAS: 75-01-4

Processing Results

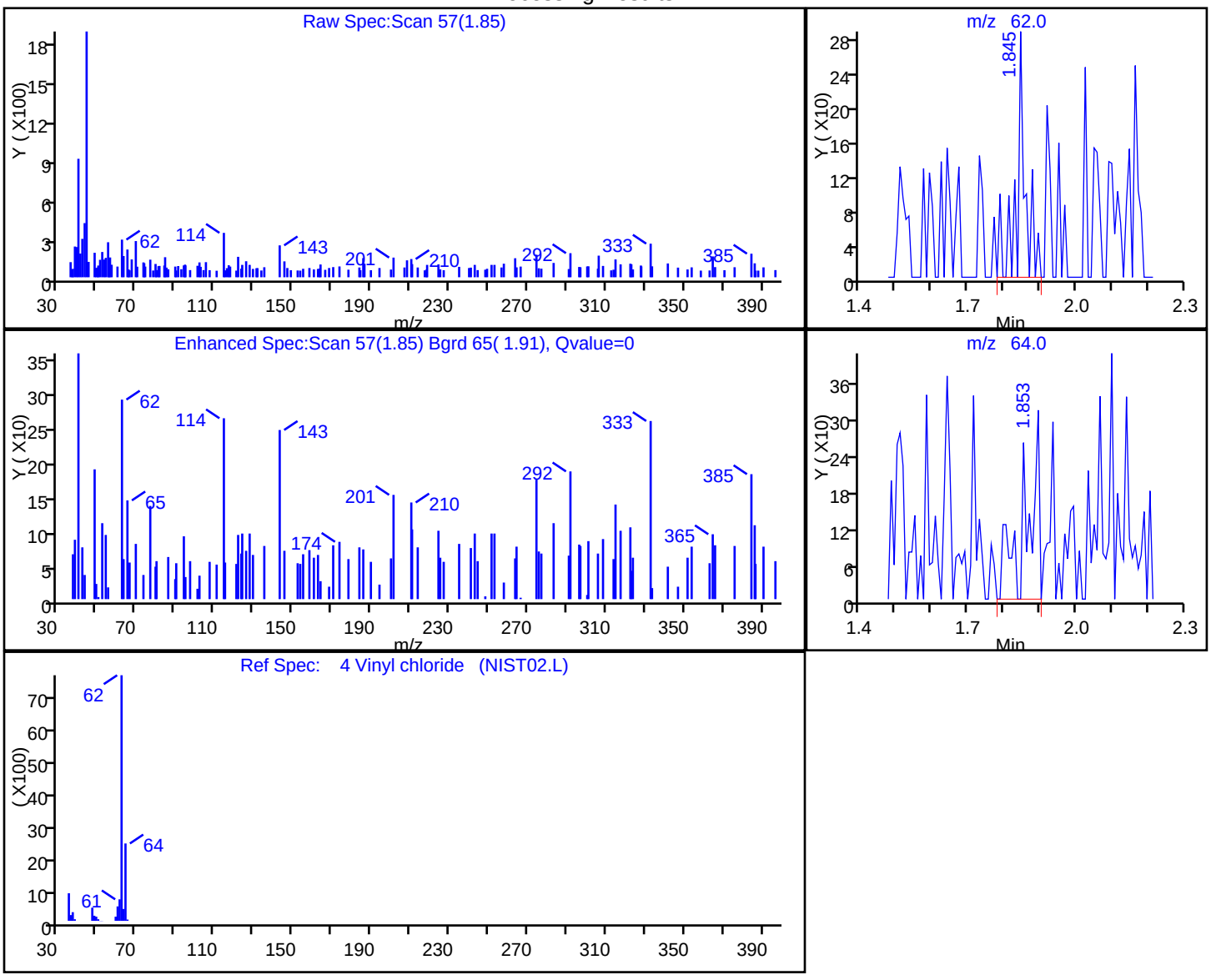

RT	Mass	Response	Amount
1.85	62.00	477	0.126473
1.85	64.00	749	

Reviewer: delpolitov, 12-Mar-2018 18:11:26

Audit Action: Marked Compound Undetected Audit Reason: Invalid Compound ID

FORM I
GC/MS VOA ORGANICS ANALYSIS DATA SHEET

Lab Name: TestAmerica Edison | Job No.: 460-151079-1

SDG No.:

Client Sample ID: PZ-524D | Lab Sample ID: 460-151079-46

Matrix: Water | Lab File ID: F60635.D

Analysis Method: 8260C | Date Collected: 02/27/2018 11:15

Sample wt/vol: 5(mL) | Date Analyzed: 03/10/2018 06:35

Soil Aliquot Vol: | Dilution Factor: 1

Soil Extract Vol.: | GC Column: Rtx-624 ID: 0.25(mm)

% Moisture: | Level: (low/med) Low

Analysis Batch No.: 502566 | Units: ug/L

CAS NO.	COMPOUND NAME	RESULT	Q	RL	MDL
71-55-6	1,1,1-Trichloroethane	0.28	U	1.0	0.28
79-34-5	1,1,2,2-Tetrachloroethane	0.19	U	1.0	0.19
79-00-5	1,1,2-Trichloroethane	0.080	U	1.0	0.080
75-34-3	1,1-Dichloroethane	0.24	U	1.0	0.24
75-35-4	1,1-Dichloroethene	0.34	U	1.0	0.34
87-61-6	1,2,3-Trichlorobenzene	0.35	U	1.0	0.35
120-82-1	1,2,4-Trichlorobenzene	0.27	U	1.0	0.27
96-12-8	1,2-Dibromo-3-Chloropropane	0.23	U	1.0	0.23
106-93-4	1,2-Dibromoethane	0.19	U	1.0	0.19
95-50-1	1,2-Dichlorobenzene	0.22	U	1.0	0.22
107-06-2	1,2-Dichloroethane	0.25	U	1.0	0.25
78-87-5	1,2-Dichloropropane	0.18	U	1.0	0.18
541-73-1	1,3-Dichlorobenzene	0.33	U	1.0	0.33
106-46-7	1,4-Dichlorobenzene	0.33	U	1.0	0.33
123-91-1	1,4-Dioxane	8.7	U *	50	8.7
78-93-3	2-Butanone	2.2	U	5.0	2.2
591-78-6	2-Hexanone	0.72	U	5.0	0.72
108-10-1	4-Methyl-2-pentanone	0.63	U	5.0	0.63
67-64-1	Acetone	1.1	U	5.0	1.1
71-43-2	Benzene	0.090	U	1.0	0.090
74-97-5	Bromochloromethane	0.30	U	1.0	0.30
75-27-4	Bromodichloromethane	0.15	U	1.0	0.15
75-25-2	Bromoform	0.18	U	1.0	0.18
74-83-9	Bromomethane	0.18	U	1.0	0.18
75-15-0	Carbon disulfide	0.22	U	1.0	0.22
56-23-5	Carbon tetrachloride	0.33	U	1.0	0.33
108-90-7	Chlorobenzene	0.24	U	1.0	0.24
75-00-3	Chloroethane	0.37	U	1.0	0.37
67-66-3	Chloroform	1.5		1.0	0.22
74-87-3	Chloromethane	0.22	U	1.0	0.22
156-59-2	cis-1,2-Dichloroethene	1.0		1.0	0.26
10061-01-5	cis-1,3-Dichloropropene	0.16	U	1.0	0.16
110-82-7	Cyclohexane	0.26	U	1.0	0.26
124-48-1	Dibromochloromethane	0.22	U	1.0	0.22
75-71-8	Dichlorodifluoromethane	0.14	U	1.0	0.14
100-41-4	Ethylbenzene	0.30	U	1.0	0.30

FORM I
GC/MS VOA ORGANICS ANALYSIS DATA SHEET

Lab Name: TestAmerica Edison | Job No.: 460-151079-1

SDG No.:

Client Sample ID: PZ-524D | Lab Sample ID: 460-151079-46

Matrix: Water | Lab File ID: F60635.D

Analysis Method: 8260C | Date Collected: 02/27/2018 11:15

Sample wt/vol: 5(mL) | Date Analyzed: 03/10/2018 06:35

Soil Aliquot Vol: | Dilution Factor: 1

Soil Extract Vol.: | GC Column: Rtx-624 ID: 0.25(mm)

% Moisture: | Level: (low/med) Low

Analysis Batch No.: 502566 | Units: ug/L

CAS NO.	COMPOUND NAME	RESULT	Q	RL	MDL
76-13-1	Freon TF	0.34	U	1.0	0.34
98-82-8	Isopropylbenzene	0.32	U	1.0	0.32
179601-23-1	m&p-Xylene	0.28	U	1.0	0.28
79-20-9	Methyl acetate	0.58	U	5.0	0.58
108-87-2	Methylcyclohexane	0.22	U	1.0	0.22
75-09-2	Methylene Chloride	0.64	J	1.0	0.21
1634-04-4	MTBE	0.13	U	1.0	0.13
95-47-6	o-Xylene	0.32	U	1.0	0.32
100-42-5	Styrene	0.17	U	1.0	0.17
127-18-4	Tetrachloroethene	70		1.0	0.12
108-88-3	Toluene	0.25	U	1.0	0.25
156-60-5	trans-1,2-Dichloroethene	0.18	U	1.0	0.18
10061-02-6	trans-1,3-Dichloropropene	0.19	U	1.0	0.19
79-01-6	Trichloroethene	2.8		1.0	0.22
75-69-4	Trichlorofluoromethane	0.15	U	1.0	0.15
75-01-4	Vinyl chloride	0.060	U	1.0	0.060

CAS NO.	SURROGATE	%REC	Q	LIMITS
17060-07-0	1,2-Dichloroethane-d4 (Surr)	98		70-130
460-00-4	Bromofluorobenzene	108		70-130
1868-53-7	Dibromofluoromethane (Surr)	106		70-130
2037-26-5	Toluene-d8 (Surr)	96		70-130

FORM I
GC/MS VOA ORGANICS ANALYSIS DATA SHEET
TENTATIVELY IDENTIFIED COMPOUNDS

Lab Name: TestAmerica Edison Job No.: 460-151079-1

SDG No.:

Client Sample ID: PZ-524D Lab Sample ID: 460-151079-46

Matrix: Water Lab File ID: F60635.D

Analysis Method: 8260C Date Collected: 02/27/2018 11:15

Sample wt/vol: 5(mL) Date Analyzed: 03/10/2018 06:35

Soil Aliquot Vol: Dilution Factor: 1

Soil Extract Vol.: GC Column: Rtx-624 ID: 0.25(mm)

% Moisture: Level: (low/med) Low

Analysis Batch No.: 502566 Units: ug/L

Number TICs Found: 0 TIC Result Total: 0

CAS NO.	COMPOUND NAME	RT	RESULT	Q	MATCH QUALITY
	Tentatively Identified Compound		None		

TestAmerica Edison
Target Compound Quantitation Report

Data File: \\ChromNA\Edison\ChromData\CVOAMS6\20180309-68582.b\F60635.D
Lims ID: 460-151079-A-46
Client ID: PZ-524D
Sample Type: Client
Inject. Date: 10-Mar-2018 06:35:30 ALS Bottle#: 21 Worklist Smp#: 22
Purge Vol: 5.000 mL Dil. Factor: 1.0000
Sample Info: 460-151079-A-46
Misc. Info.: 460-0068582-022
Operator ID: Instrument ID: CVOAMS6

Method: \\ChromNA\Edison\ChromData\CVOAMS6\20180309-68582.b\8260624W6.m
Limit Group: VOA - 8260C DKQP Water and Solid
Last Update: 12-Mar-2018 18:12:08 Calib Date: 09-Mar-2018 04:49:30
Integrator: RTE ID Type: Deconvolution ID
Quant Method: Internal Standard Quant By: Initial Calibration
Last ICal File: \\ChromNA\Edison\ChromData\CVOAMS6\20180309-68530.b\F60575.D

Column 1 : Rtx-624 (0.25 mm) Det: MS SCAN
Process Host: XAWRK008

First Level Reviewer: moroneyc Date: 12-Mar-2018 06:53:59

Compound	Sig	RT (min.)	Exp RT (min.)	Dlt RT (min.)	Q	Response	OnCol Amt ug/l	Flags
* 26 TBA-d9 (IS)	65	3.209	3.217	-0.008	0	212780	1000.0	
27 Methylene Chloride	84	3.217	3.234	-0.017	53	2262	0.6435	
* 38 2-Butanone-d5	46	4.269	4.277	-0.008	0	197524	250.0	
40 cis-1,2-Dichloroethene	96	4.310	4.318	-0.008	55	3570	1.02	
48 Chloroform	83	4.590	4.598	-0.008	97	7994	1.46	
$ 51 Dibromofluoromethane (Surr	113	4.746	4.754	-0.008	97	144641	53.1	
$ 56 1,2-Dichloroethane-d4 (Sur	65	5.099	5.099	0.000	0	142594	49.2	
* 61 Fluorobenzene	96	5.362	5.370	-0.008	99	470085	50.0	
63 Trichloroethene	95	5.715	5.724	-0.009	90	8875	2.80	
* 67 1,4-Dioxane-d8	96	6.061	6.060	0.001	0	22527	1000.0	
$ 78 Toluene-d8 (Surr)	98	7.030	7.030	0.000	99	463711	48.1	
83 Tetrachloroethene	166	7.712	7.720	-0.008	97	272260	69.7	
* 89 Chlorobenzene-d5	117	8.821	8.821	0.000	84	397342	50.0	
$ 100 4-Bromofluorobenzene	174	10.070	10.070	0.000	96	206026	53.8	
* 116 1,4-Dichlorobenzene-d4	152	10.941	10.941	0.000	94	266778	50.0	

Reagents:

VOA6IS/SURR_00009 Amount Added: 5.00 Units: uL Run Reagent

Report Date: 12-Mar-2018 18:12:09 Chrom Revision: 2.2 08-Feb-2018 13:38:42

TestAmerica Edison

Data File: \\ChromNA\Edison\ChromData\CVOAMS6\20180309-68582.b\F60635.D

Injection Date:	10-Mar-2018 06:35:30	Instrument ID:	CVOAMS6	Operator ID:	
Lims ID:	460-151079-A-46	Lab Sample ID:	460-151079-46	Worklist Smp#:	22
Client ID:	PZ-524D				
Purge Vol:	5.000 mL	Dil. Factor:	1.0000	ALS Bottle#:	21
Method:	8260624W6	Limit Group:	VOA - 8260C DKQP Water and Solid		

Column: Rtx-624 (0.25 mm)

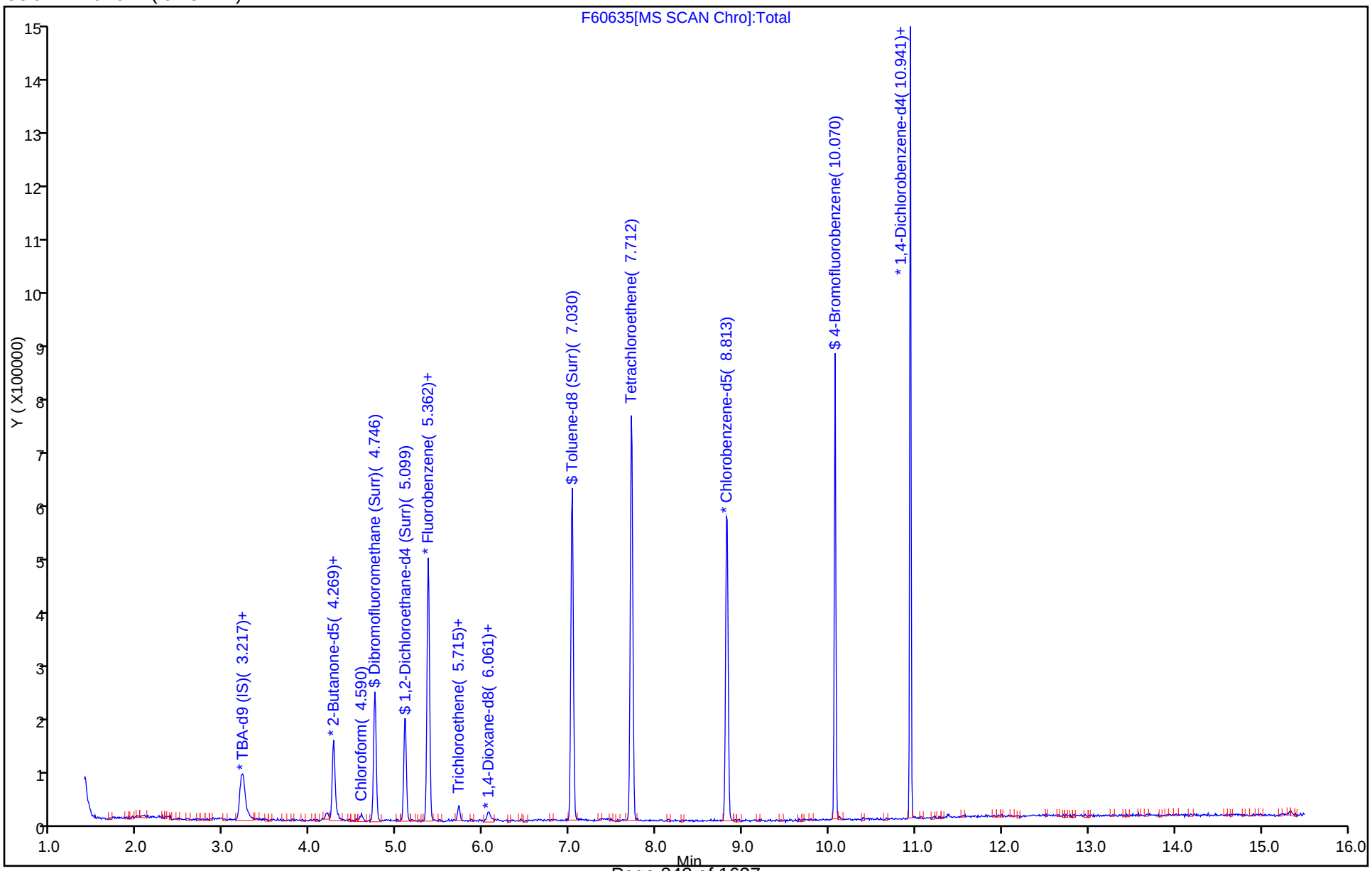

Report Date: 12-Mar-2018 18:12:09 Chrom Revision: 2.2 08-Feb-2018 13:38:42

TestAmerica Edison

Data File: \\ChromNA\Edison\ChromData\CVOAMS6\20180309-68582.b\F60635.D

Injection Date:	10-Mar-2018 06:35:30	Instrument ID:	CVOAMS6
Lims ID:	460-151079-A-46	Lab Sample ID:	460-151079-46
Client ID:	PZ-524D		
Operator ID:		ALS Bottle#:	21 Worklist Smp#: 22
Purge Vol:	5.000 mL	Dil. Factor:	1.0000
Method:	8260624W6	Limit Group:	VOA - 8260C DKQP Water and Solid
Column:	Rtx-624 (0.25 mm)	Detector	MS SCAN

48 Chloroform, CAS: 67-66-3

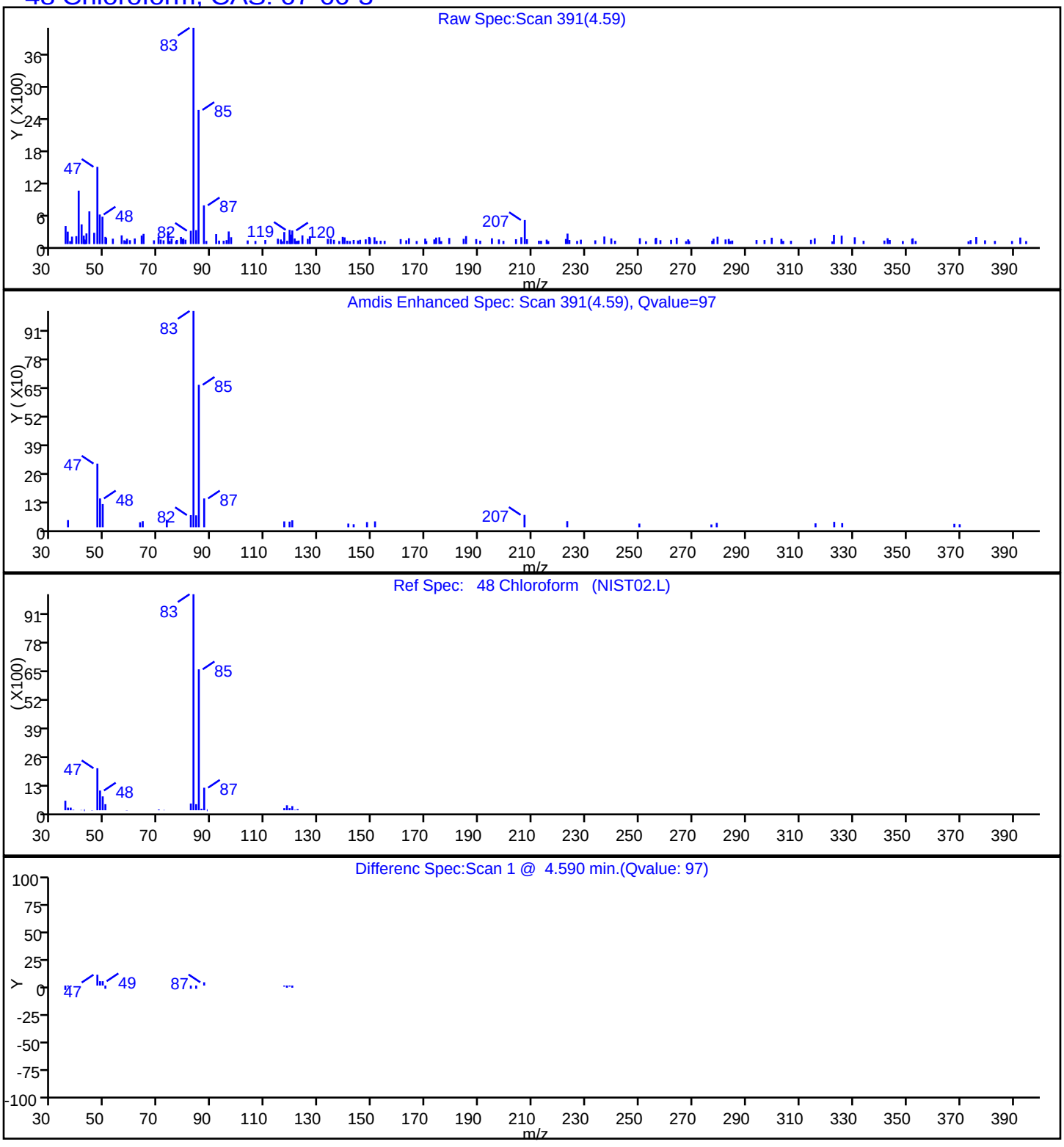

Report Date: 12-Mar-2018 18:12:09 Chrom Revision: 2.2 08-Feb-2018 13:38:42

TestAmerica Edison

Data File: \\ChromNA\Edison\ChromData\CVOAMS6\20180309-68582.b\F60635.D

Injection Date:	10-Mar-2018 06:35:30	Instrument ID:	CVOAMS6
Lims ID:	460-151079-A-46	Lab Sample ID:	460-151079-46
Client ID:	PZ-524D		
Operator ID:		ALS Bottle#:	21 Worklist Smp#: 22
Purge Vol:	5.000 mL	Dil. Factor:	1.0000
Method:	8260624W6	Limit Group:	VOA - 8260C DKQP Water and Solid
Column:	Rtx-624 (0.25 mm)	Detector	MS SCAN

40 cis-1,2-Dichloroethene, CAS: 156-59-2

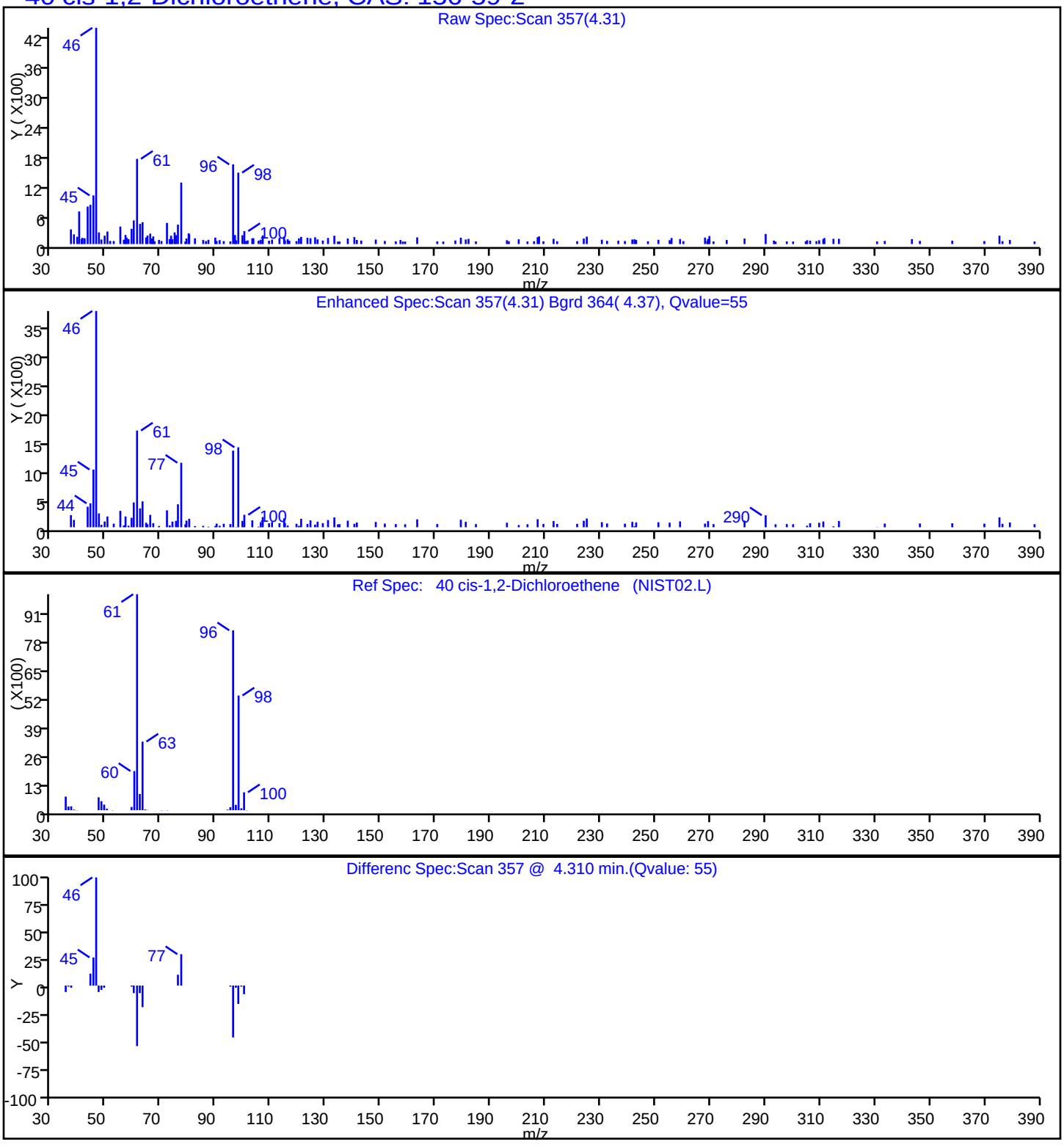

Report Date: 12-Mar-2018 18:12:09 Chrom Revision: 2.2 08-Feb-2018 13:38:42

TestAmerica Edison

Data File: \\ChromNA\Edison\ChromData\CVOAMS6\20180309-68582.b\F60635.D

Injection Date:	10-Mar-2018 06:35:30	Instrument ID:	CVOAMS6
Lims ID:	460-151079-A-46	Lab Sample ID:	460-151079-46
Client ID:	PZ-524D		
Operator ID:		ALS Bottle#:	21 Worklist Smp#: 22
Purge Vol:	5.000 mL	Dil. Factor:	1.0000
Method:	8260624W6	Limit Group:	VOA - 8260C DKQP Water and Solid
Column:	Rtx-624 (0.25 mm)	Detector	MS SCAN

27 Methylene Chloride, CAS: 75-09-2

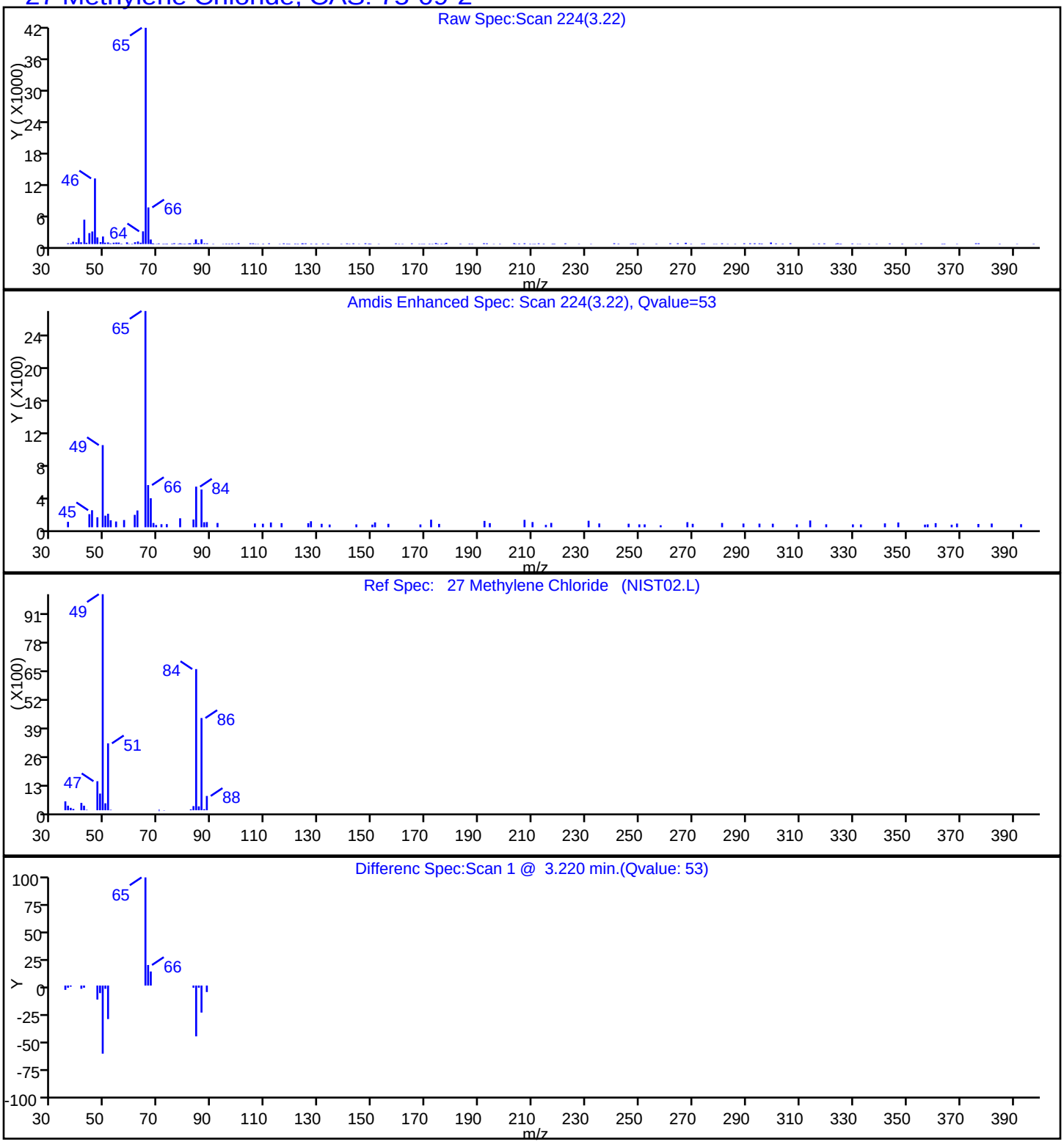

Report Date: 12-Mar-2018 18:12:10 Chrom Revision: 2.2 08-Feb-2018 13:38:42

TestAmerica Edison

Data File: \\ChromNA\Edison\ChromData\CVOAMS6\20180309-68582.b\F60635.D

Injection Date:	10-Mar-2018 06:35:30	Instrument ID:	CVOAMS6
Lims ID:	460-151079-A-46	Lab Sample ID:	460-151079-46
Client ID:	PZ-524D		
Operator ID:		ALS Bottle#:	21 Worklist Smp#: 22
Purge Vol:	5.000 mL	Dil. Factor:	1.0000
Method:	8260624W6	Limit Group:	VOA - 8260C DKQP Water and Solid
Column:	Rtx-624 (0.25 mm)	Detector	MS SCAN

83 Tetrachloroethene, CAS: 127-18-4

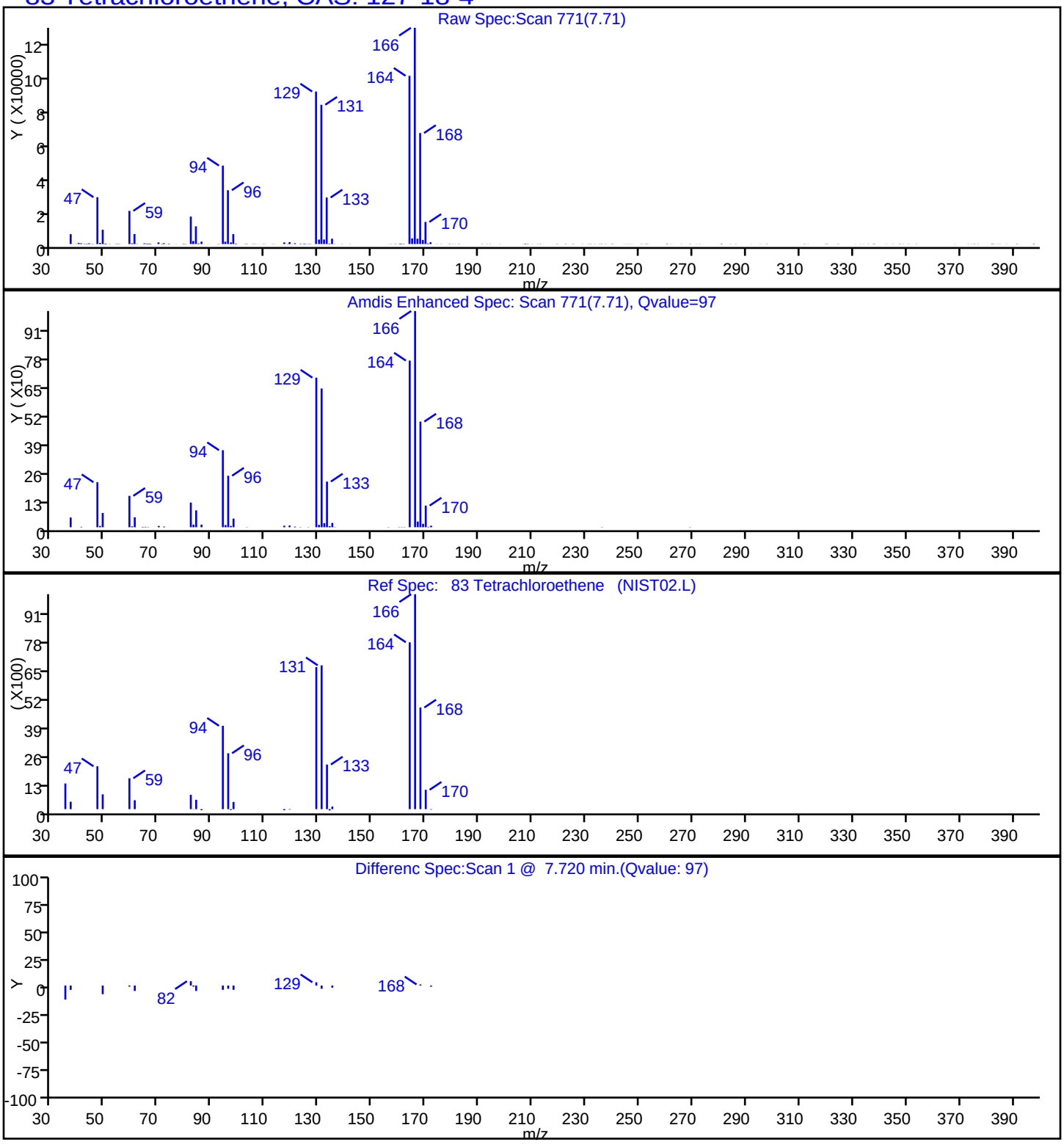

Report Date: 12-Mar-2018 18:12:09 Chrom Revision: 2.2 08-Feb-2018 13:38:42

TestAmerica Edison

Data File: \\ChromNA\Edison\ChromData\CVOAMS6\20180309-68582.b\F60635.D

Injection Date:	10-Mar-2018 06:35:30	Instrument ID:	CVOAMS6
Lims ID:	460-151079-A-46	Lab Sample ID:	460-151079-46
Client ID:	PZ-524D		
Operator ID:		ALS Bottle#:	21 Worklist Smp#: 22
Purge Vol:	5.000 mL	Dil. Factor:	1.0000
Method:	8260624W6	Limit Group:	VOA - 8260C DKQP Water and Solid
Column:	Rtx-624 (0.25 mm)	Detector	MS SCAN

63 Trichloroethene, CAS: 79-01-6

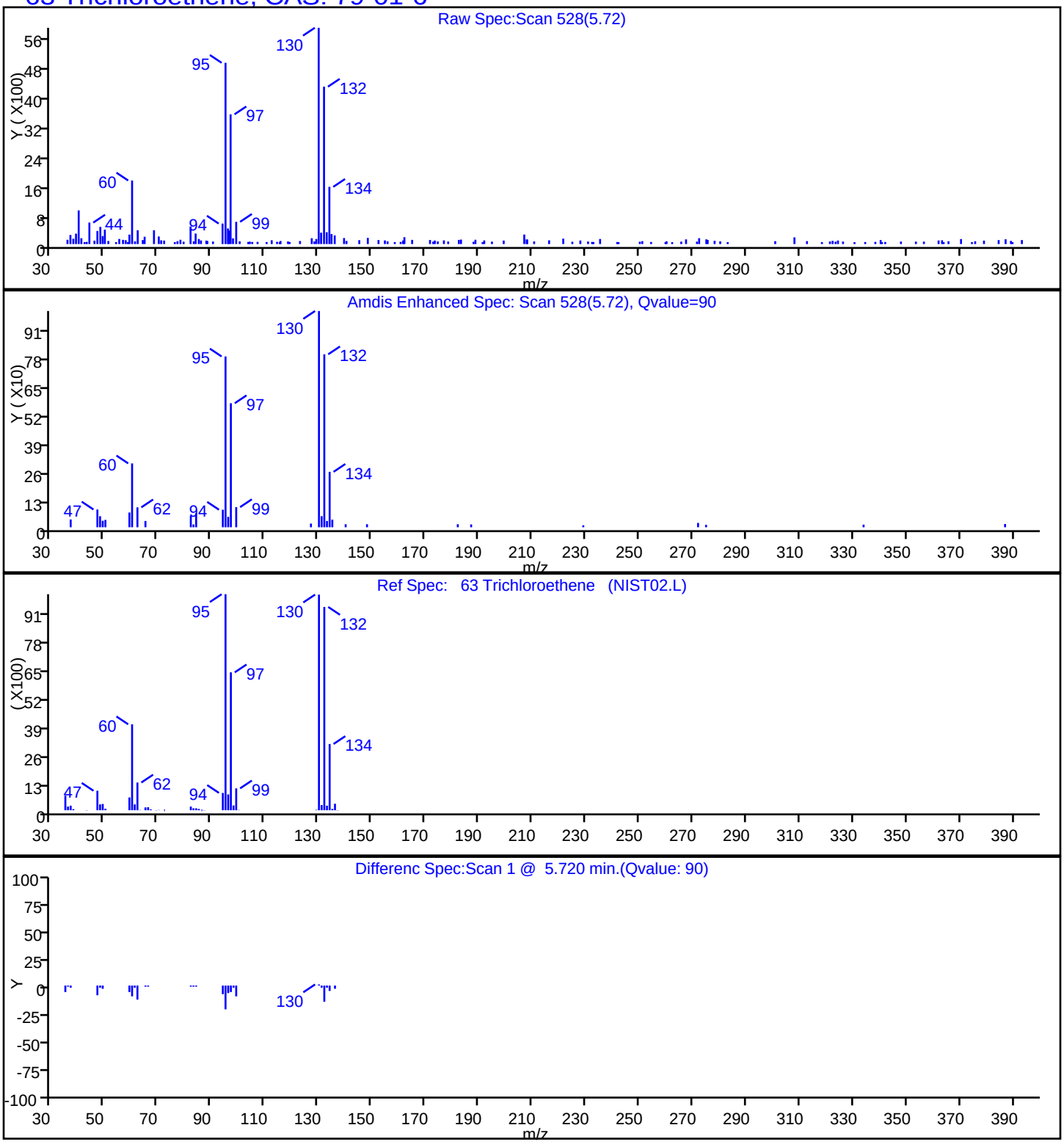

User Disabled Compound Report

TestAmerica Edison

Data File:	\\ChromNA\Edison\ChromData\CVOAMS6\20180309-68582.b\F60635.D		
Injection Date:	10-Mar-2018 06:35:30	Instrument ID:	CVOAMS6
Lims ID:	460-151079-A-46	Lab Sample ID:	460-151079-46
Client ID:	PZ-524D		
Operator ID:		ALS Bottle#:	21 Worklist Smp#: 22
Purge Vol:	5.000 mL	Dil. Factor:	1.0000
Method:	8260624W6	Limit Group:	VOA - 8260C DKQP Water and Solid
Column:	Rtx-624 (0.25 mm)	Detector	MS SCAN

82 1,1,2-Trichloroethane, CAS: 79-00-5

Processing Results

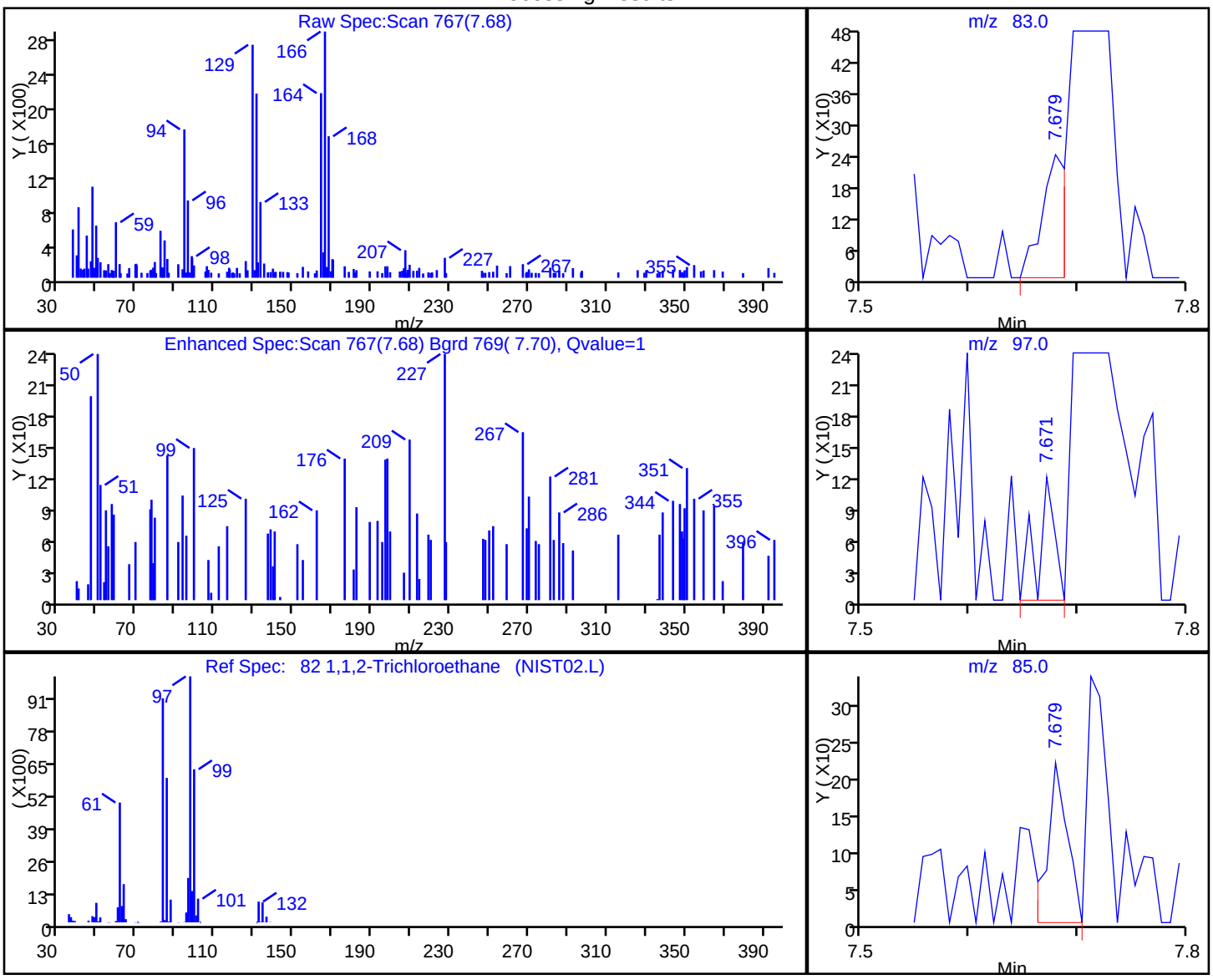

RT	Mass	Response	Amount
7.68	83.00	367	0.162552
7.67	97.00	129	
7.68	85.00	282	

Reviewer: delpolitov, 12-Mar-2018 18:12:08

Audit Action: Marked Compound Undetected Audit Reason: Invalid Compound ID

User Disabled Compound Report

TestAmerica Edison

Data File:	\\ChromNA\Edison\ChromData\CVOAMS6\20180309-68582.b\F60635.D		
Injection Date:	10-Mar-2018 06:35:30	Instrument ID:	CVOAMS6
Lims ID:	460-151079-A-46	Lab Sample ID:	460-151079-46
Client ID:	PZ-524D		
Operator ID:		ALS Bottle#:	21 Worklist Smp#: 22
Purge Vol:	5.000 mL	Dil. Factor:	1.0000
Method:	8260624W6	Limit Group:	VOA - 8260C DKQP Water and Solid
Column:	Rtx-624 (0.25 mm)	Detector	MS SCAN

59 1,2-Dichloroethane, CAS: 107-06-2

Processing Results

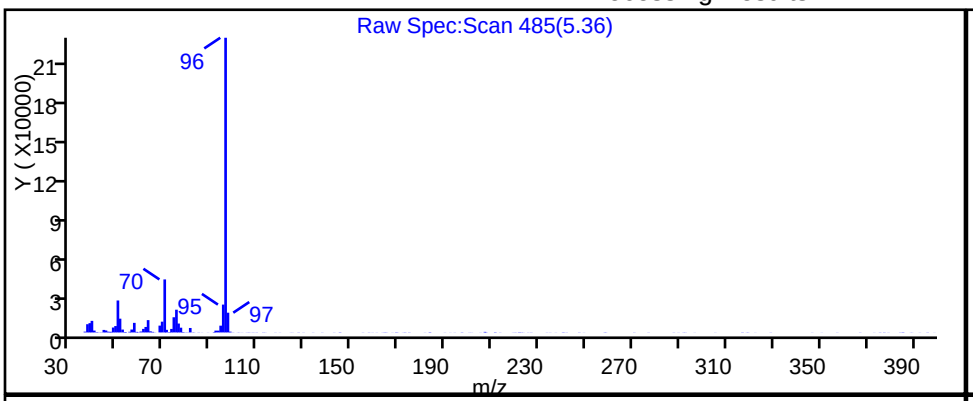

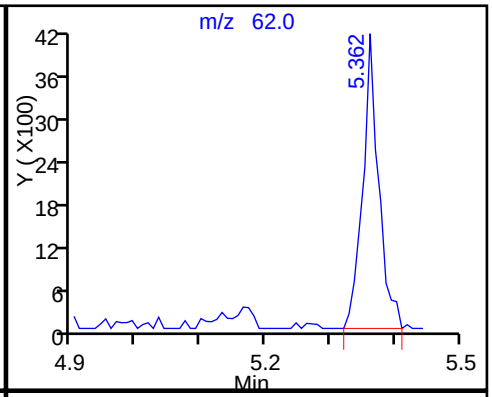

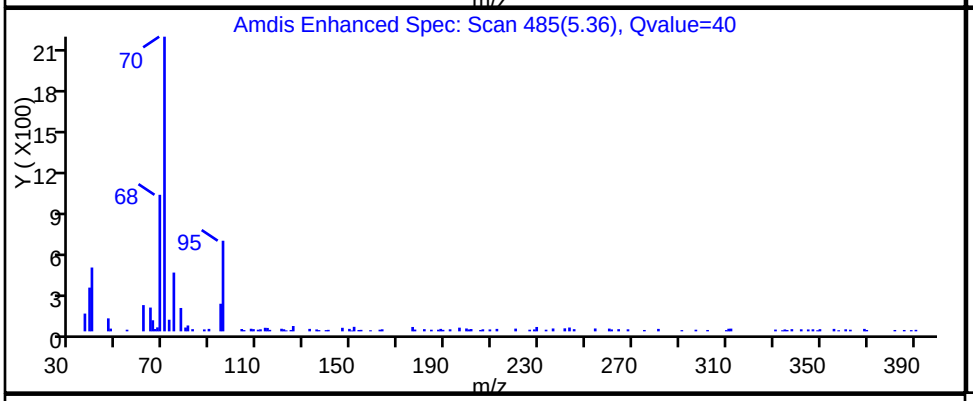

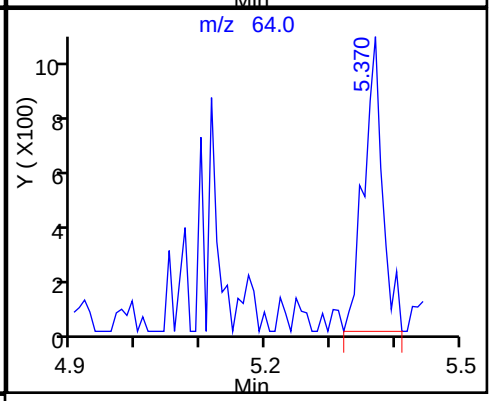

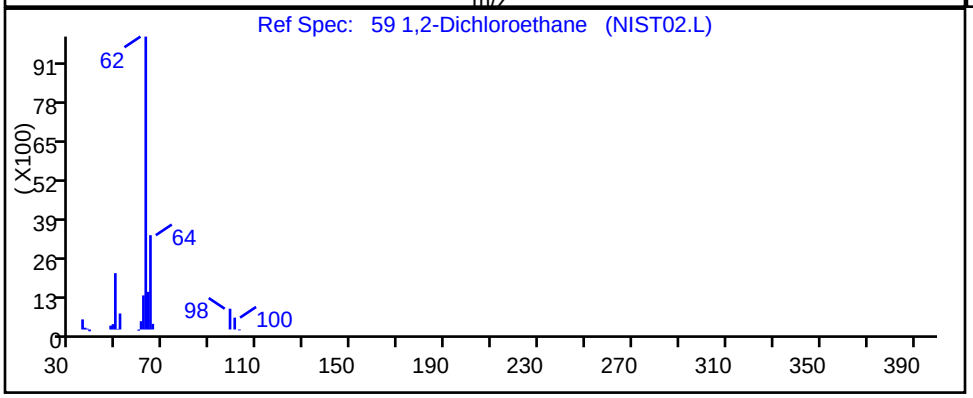

RT	Mass	Response	Amount
5.36	62.00	7170	1.791748
5.37	64.00	2104	

Reviewer: delpolitov, 12-Mar-2018 18:12:08

Audit Action: Marked Compound Undetected Audit Reason: Invalid Compound ID

User Disabled Compound Report

TestAmerica Edison

Data File:	\\ChromNA\Edison\ChromData\CVOAMS6\20180309-68582.b\F60635.D		
Injection Date:	10-Mar-2018 06:35:30	Instrument ID:	CVOAMS6
Lims ID:	460-151079-A-46	Lab Sample ID:	460-151079-46
Client ID:	PZ-524D		
Operator ID:		ALS Bottle#:	21 Worklist Smp#: 22
Purge Vol:	5.000 mL	Dil. Factor:	1.0000
Method:	8260624W6	Limit Group:	VOA - 8260C DKQP Water and Solid
Column:	Rtx-624 (0.25 mm)	Detector	MS SCAN

66 1,2-Dichloropropane, CAS: 78-87-5

Processing Results

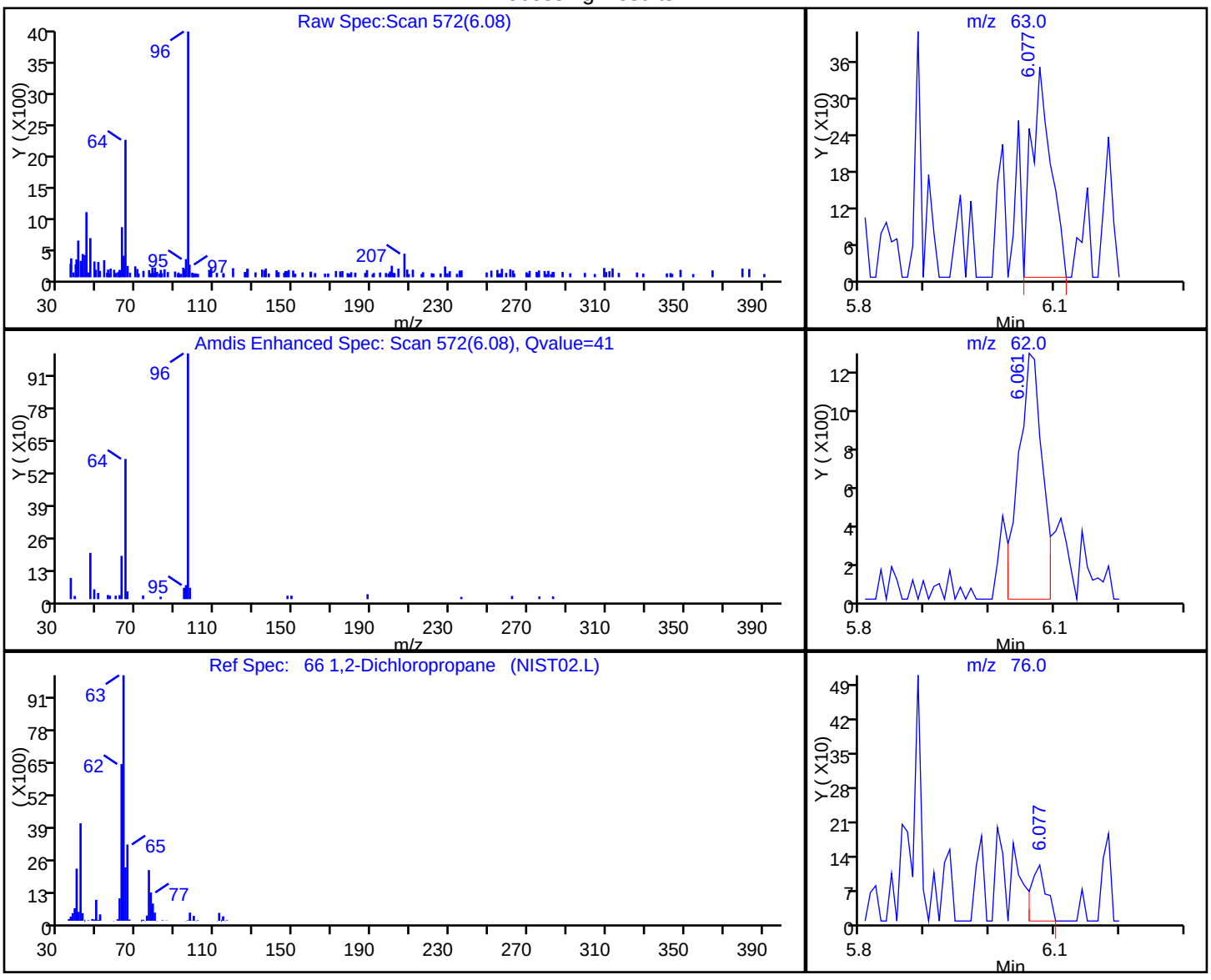

RT	Mass	Response	Amount
6.08	63.00	711	0.258649
6.06	62.00	3114	
6.08	76.00	184	
6.00	112.00	0	

Reviewer: delpolitov, 12-Mar-2018 18:12:08

Audit Action: Marked Compound Undetected Audit Reason: Invalid Compound ID

User Disabled Compound Report

TestAmerica Edison

Data File:	\\ChromNA\Edison\ChromData\CVOAMS6\20180309-68582.b\F60635.D		
Injection Date:	10-Mar-2018 06:35:30	Instrument ID:	CVOAMS6
Lims ID:	460-151079-A-46	Lab Sample ID:	460-151079-46
Client ID:	PZ-524D		
Operator ID:		ALS Bottle#:	21 Worklist Smp#: 22
Purge Vol:	5.000 mL	Dil. Factor:	1.0000
Method:	8260624W6	Limit Group:	VOA - 8260C DKQP Water and Solid
Column:	Rtx-624 (0.25 mm)	Detector	MS SCAN

69 1,4-Dioxane, CAS: 123-91-1

Processing Results

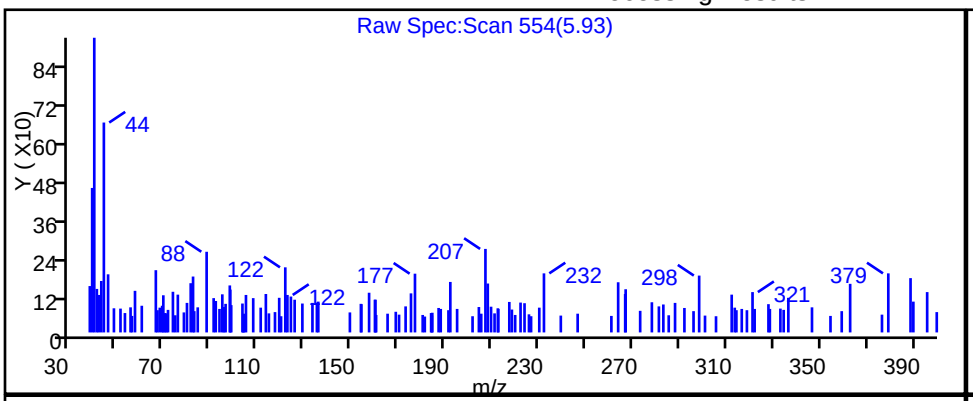

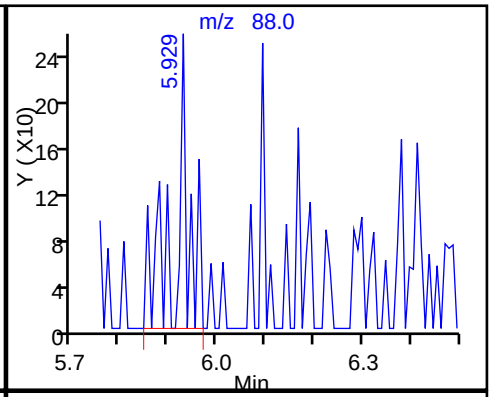

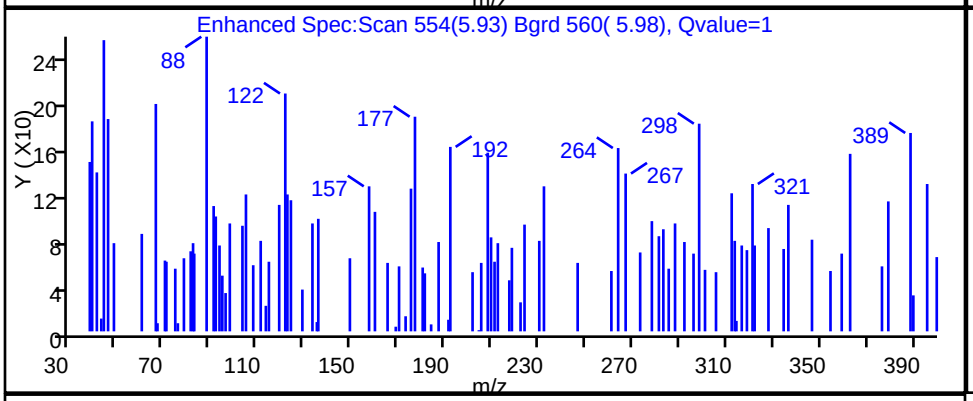

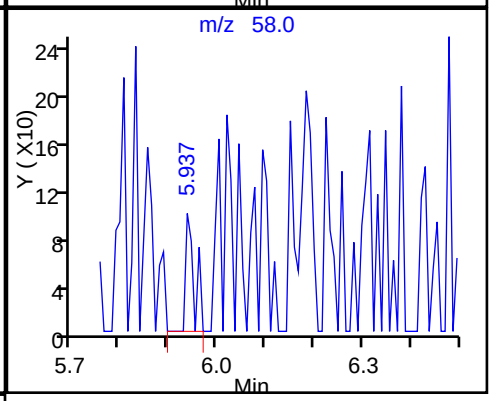

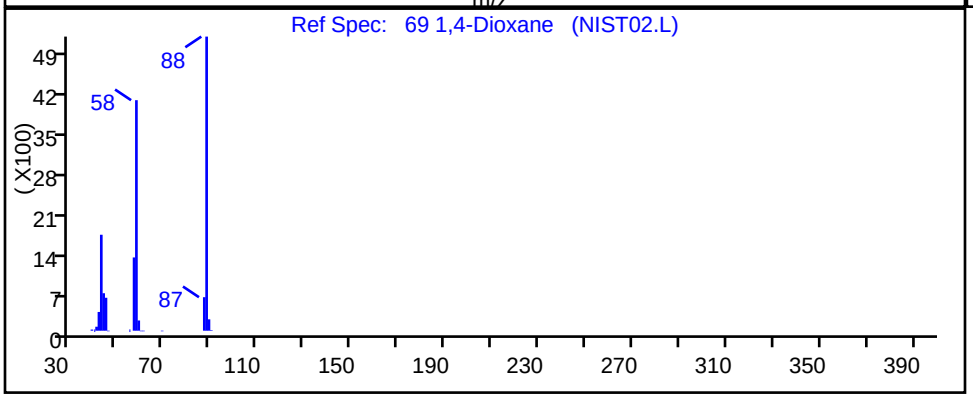

RT	Mass	Response	Amount
5.93	88.00	496	18.102297
5.94	58.00	120	

Reviewer: delpolitov, 12-Mar-2018 18:12:08

Audit Action: Marked Compound Undetected Audit Reason: Invalid Compound ID

User Disabled Compound Report

TestAmerica Edison

Data File:	\\ChromNA\Edison\ChromData\CVOAMS6\20180309-68582.b\F60635.D		
Injection Date:	10-Mar-2018 06:35:30	Instrument ID:	CVOAMS6
Lims ID:	460-151079-A-46	Lab Sample ID:	460-151079-46
Client ID:	PZ-524D		
Operator ID:		ALS Bottle#:	21 Worklist Smp#: 22
Purge Vol:	5.000 mL	Dil. Factor:	1.0000
Method:	8260624W6	Limit Group:	VOA - 8260C DKQP Water and Solid
Column:	Rtx-624 (0.25 mm)	Detector	MS SCAN

41 2-Butanone (MEK), CAS: 78-93-3

Processing Results

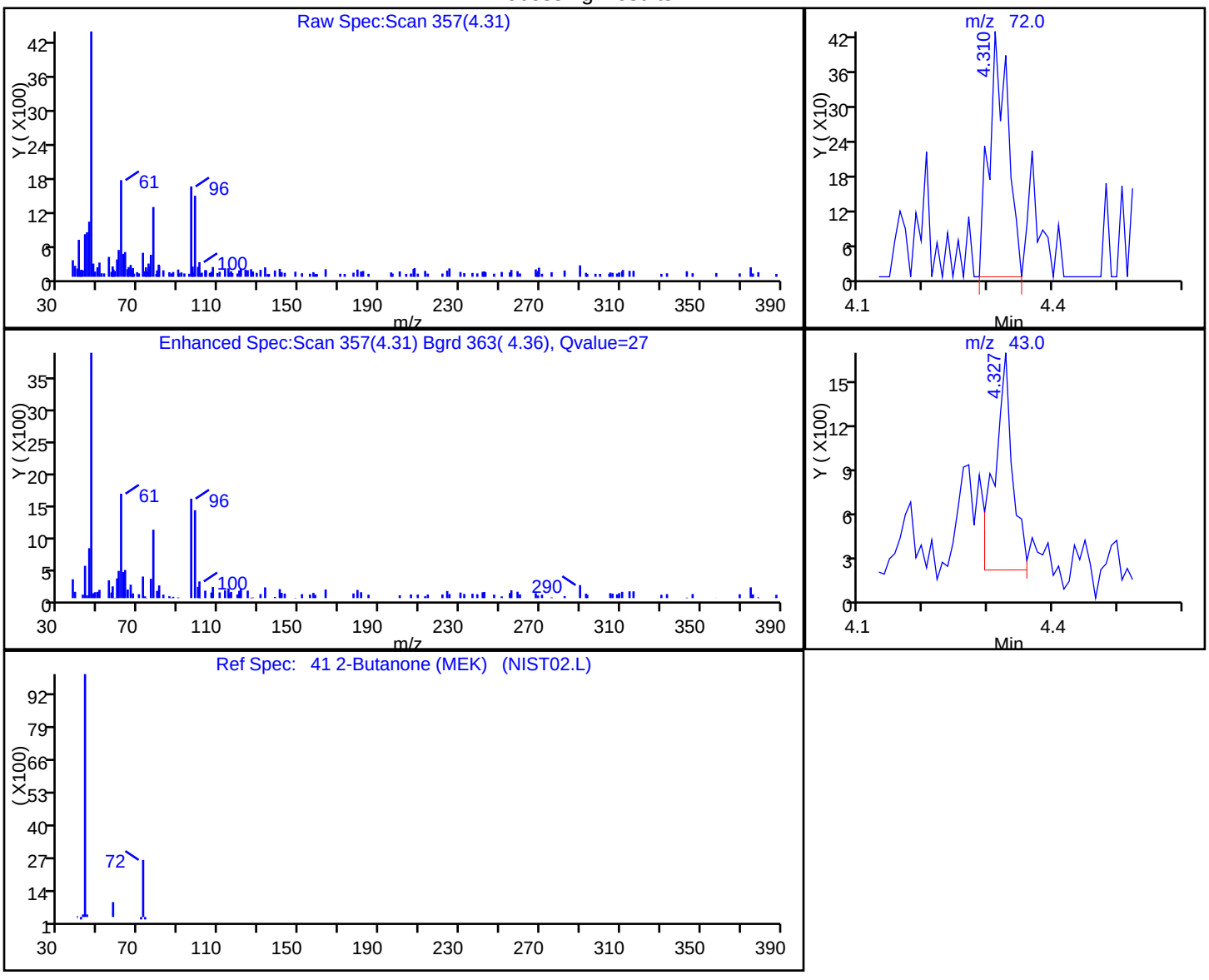

RT	Mass	Response	Amount
4.31	72.00	870	5.104750
4.33	43.00	2797	

Reviewer: delpolitov, 12-Mar-2018 18:12:08

Audit Action: Marked Compound Undetected Audit Reason: Invalid Compound ID

User Disabled Compound Report

TestAmerica Edison

Data File:	\\ChromNA\Edison\ChromData\CVOAMS6\20180309-68582.b\F60635.D		
Injection Date:	10-Mar-2018 06:35:30	Instrument ID:	CVOAMS6
Lims ID:	460-151079-A-46	Lab Sample ID:	460-151079-46
Client ID:	PZ-524D		
Operator ID:		ALS Bottle#:	21 Worklist Smp#: 22
Purge Vol:	5.000 mL	Dil. Factor:	1.0000
Method:	8260624W6	Limit Group:	VOA - 8260C DKQP Water and Solid
Column:	Rtx-624 (0.25 mm)	Detector	MS SCAN

77 4-Methyl-2-pentanone (MIBK), CAS: 108-10-1

Processing Results

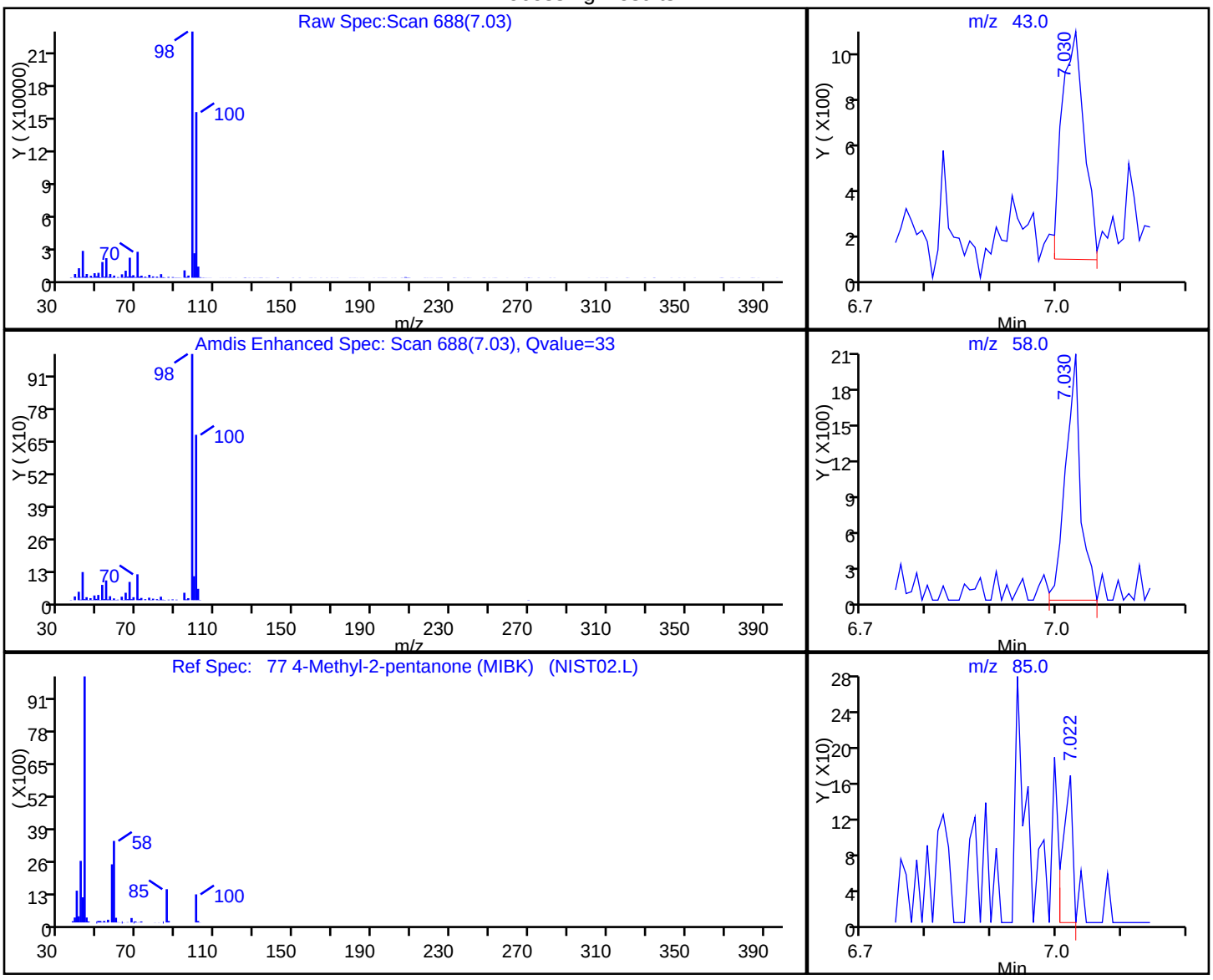

RT	Mass	Response	Amount
7.03	43.00	2302	1.081772
7.03	58.00	3235	
7.02	85.00	163	
7.03	100.00	308516	

Reviewer: delpolitov, 12-Mar-2018 18:12:08

Audit Action: Marked Compound Undetected Audit Reason: Invalid Compound ID

User Disabled Compound Report

TestAmerica Edison

Data File:	\\ChromNA\Edison\ChromData\CVOAMS6\20180309-68582.b\F60635.D		
Injection Date:	10-Mar-2018 06:35:30	Instrument ID:	CVOAMS6
Lims ID:	460-151079-A-46	Lab Sample ID:	460-151079-46
Client ID:	PZ-524D		
Operator ID:		ALS Bottle#:	21 Worklist Smp#: 22
Purge Vol:	5.000 mL	Dil. Factor:	1.0000
Method:	8260624W6	Limit Group:	VOA - 8260C DKQP Water and Solid
Column:	Rtx-624 (0.25 mm)	Detector	MS SCAN

6 Bromomethane, CAS: 74-83-9

Processing Results

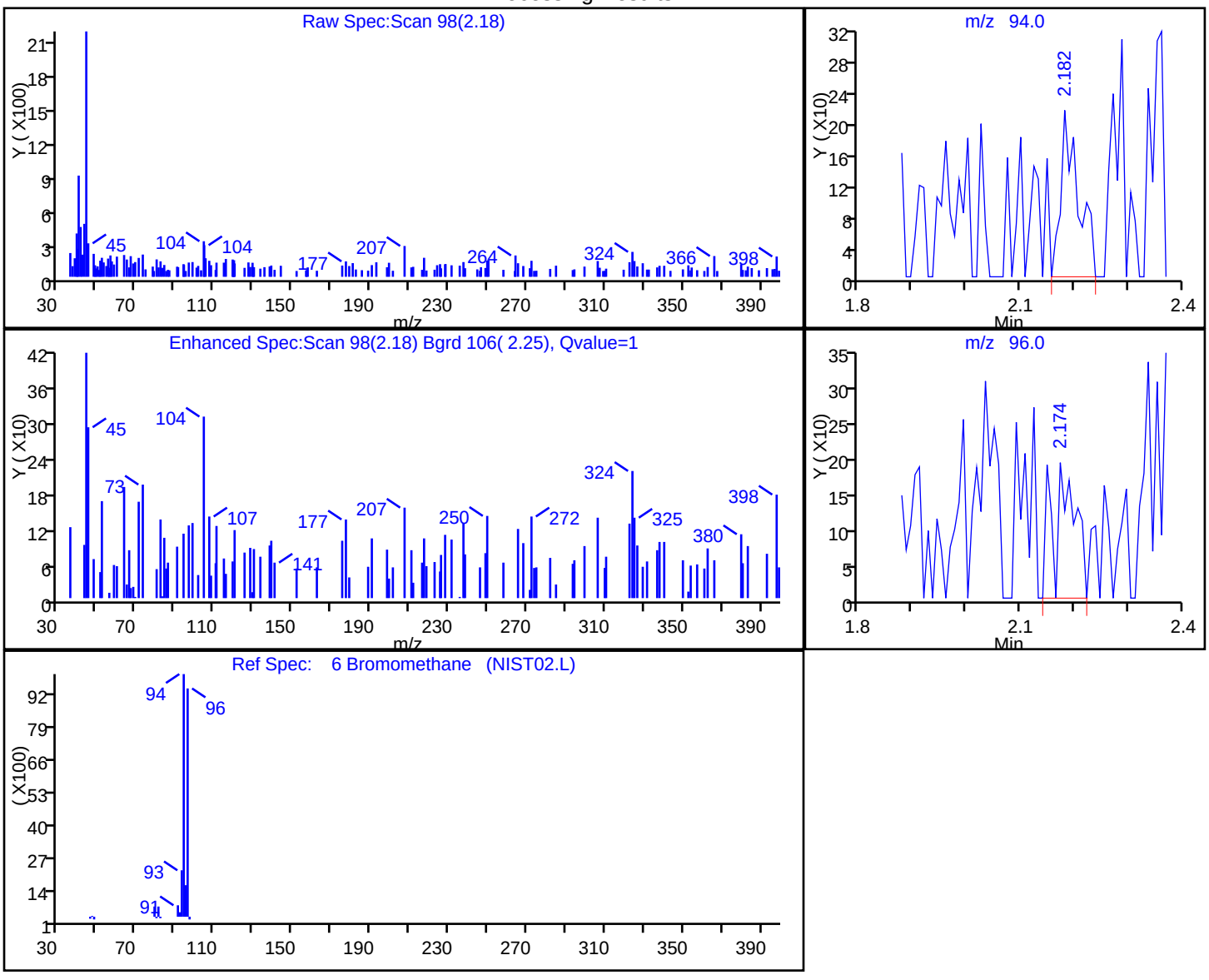

RT	Mass	Response	Amount
2.18	94.00	477	0.209239
2.17	96.00	555	

Reviewer: delpolitov, 12-Mar-2018 18:12:08

Audit Action: Marked Compound Undetected Audit Reason: Invalid Compound ID

FORM I
GC/MS VOA ORGANICS ANALYSIS DATA SHEET

Lab Name: TestAmerica Edison | Job No.: 460-151079-1

SDG No.:

Client Sample ID: DUP-01 | Lab Sample ID: 460-151079-47

Matrix: Water | Lab File ID: F60636.D

Analysis Method: 8260C | Date Collected: 02/27/2018 00:00

Sample wt/vol: 5(mL) | Date Analyzed: 03/10/2018 06:58

Soil Aliquot Vol: | Dilution Factor: 1

Soil Extract Vol.: | GC Column: Rtx-624 ID: 0.25(mm)

% Moisture: | Level: (low/med) Low

Analysis Batch No.: 502566 | Units: ug/L

CAS NO.	COMPOUND NAME	RESULT	Q	RL	MDL
71-55-6	1,1,1-Trichloroethane	0.28	U	1.0	0.28
79-34-5	1,1,2,2-Tetrachloroethane	0.19	U	1.0	0.19
79-00-5	1,1,2-Trichloroethane	0.080	U	1.0	0.080
75-34-3	1,1-Dichloroethane	0.24	U	1.0	0.24
75-35-4	1,1-Dichloroethene	0.34	U	1.0	0.34
87-61-6	1,2,3-Trichlorobenzene	0.35	U	1.0	0.35
120-82-1	1,2,4-Trichlorobenzene	0.27	U	1.0	0.27
96-12-8	1,2-Dibromo-3-Chloropropane	0.23	U	1.0	0.23
106-93-4	1,2-Dibromoethane	0.19	U	1.0	0.19
95-50-1	1,2-Dichlorobenzene	0.22	U	1.0	0.22
107-06-2	1,2-Dichloroethane	0.25	U	1.0	0.25
78-87-5	1,2-Dichloropropane	0.18	U	1.0	0.18
541-73-1	1,3-Dichlorobenzene	0.33	U	1.0	0.33
106-46-7	1,4-Dichlorobenzene	0.33	U	1.0	0.33
123-91-1	1,4-Dioxane	8.7	U *	50	8.7
78-93-3	2-Butanone	2.2	U	5.0	2.2
591-78-6	2-Hexanone	0.72	U	5.0	0.72
108-10-1	4-Methyl-2-pentanone	0.63	U	5.0	0.63
67-64-1	Acetone	1.1	U	5.0	1.1
71-43-2	Benzene	0.090	U	1.0	0.090
74-97-5	Bromochloromethane	0.30	U	1.0	0.30
75-27-4	Bromodichloromethane	0.15	U	1.0	0.15
75-25-2	Bromoform	0.18	U	1.0	0.18
74-83-9	Bromomethane	0.18	U	1.0	0.18
75-15-0	Carbon disulfide	0.22	U	1.0	0.22
56-23-5	Carbon tetrachloride	0.33	U	1.0	0.33
108-90-7	Chlorobenzene	0.24	U	1.0	0.24
75-00-3	Chloroethane	0.37	U	1.0	0.37
67-66-3	Chloroform	0.22	U	1.0	0.22
74-87-3	Chloromethane	0.22	U	1.0	0.22
156-59-2	cis-1,2-Dichloroethene	0.30	J	1.0	0.26
10061-01-5	cis-1,3-Dichloropropene	0.16	U	1.0	0.16
110-82-7	Cyclohexane	0.26	U	1.0	0.26
124-48-1	Dibromochloromethane	0.22	U	1.0	0.22
75-71-8	Dichlorodifluoromethane	0.14	U	1.0	0.14
100-41-4	Ethylbenzene	0.30	U	1.0	0.30

FORM I
GC/MS VOA ORGANICS ANALYSIS DATA SHEET

Lab Name: TestAmerica Edison | Job No.: 460-151079-1

SDG No.:

Client Sample ID: DUP-01 | Lab Sample ID: 460-151079-47

Matrix: Water | Lab File ID: F60636.D

Analysis Method: 8260C | Date Collected: 02/27/2018 00:00

Sample wt/vol: 5(mL) | Date Analyzed: 03/10/2018 06:58

Soil Aliquot Vol: | Dilution Factor: 1

Soil Extract Vol.: | GC Column: Rtx-624 ID: 0.25(mm)

% Moisture: | Level: (low/med) Low

Analysis Batch No.: 502566 | Units: ug/L

CAS NO.	COMPOUND NAME	RESULT	Q	RL	MDL
76-13-1	Freon TF	0.89	J	1.0	0.34
98-82-8	Isopropylbenzene	0.32	U	1.0	0.32
179601-23-1	m&p-Xylene	0.28	U	1.0	0.28
79-20-9	Methyl acetate	0.58	U	5.0	0.58
108-87-2	Methylcyclohexane	0.22	U	1.0	0.22
75-09-2	Methylene Chloride	1.0		1.0	0.21
1634-04-4	MTBE	0.13	U	1.0	0.13
95-47-6	o-Xylene	0.32	U	1.0	0.32
100-42-5	Styrene	0.17	U	1.0	0.17
127-18-4	Tetrachloroethene	0.62	J	1.0	0.12
108-88-3	Toluene	0.25	U	1.0	0.25
156-60-5	trans-1,2-Dichloroethene	0.18	U	1.0	0.18
10061-02-6	trans-1,3-Dichloropropene	0.19	U	1.0	0.19
79-01-6	Trichloroethene	1.0		1.0	0.22
75-69-4	Trichlorofluoromethane	0.15	U	1.0	0.15
75-01-4	Vinyl chloride	0.060	U	1.0	0.060

CAS NO.	SURROGATE	%REC	Q	LIMITS
17060-07-0	1,2-Dichloroethane-d4 (Surr)	101		70-130
460-00-4	Bromofluorobenzene	107		70-130
1868-53-7	Dibromofluoromethane (Surr)	107		70-130
2037-26-5	Toluene-d8 (Surr)	96		70-130

FORM I
GC/MS VOA ORGANICS ANALYSIS DATA SHEET
TENTATIVELY IDENTIFIED COMPOUNDS

Lab Name: TestAmerica Edison | Job No.: 460-151079-1

SDG No.:

Client Sample ID: DUP-01 | Lab Sample ID: 460-151079-47

Matrix: Water | Lab File ID: F60636.D

Analysis Method: 8260C | Date Collected: 02/27/2018 00:00

Sample wt/vol: 5(mL) | Date Analyzed: 03/10/2018 06:58

Soil Aliquot Vol: | Dilution Factor: 1

Soil Extract Vol.: | GC Column: Rtx-624 ID: 0.25(mm)

% Moisture: | Level: (low/med) Low

Analysis Batch No.: 502566 | Units: ug/L

Number TICs Found: 0 | TIC Result Total: 0

CAS NO.	COMPOUND NAME	RT	RESULT	Q	MATCH QUALITY
	Tentatively Identified Compound		None		

TestAmerica Edison
Target Compound Quantitation Report

Data File: \\ChromNA\Edison\ChromData\CVOAMS6\20180309-68582.b\F60636.D
Lims ID: 460-151079-A-47
Client ID: DUP-01
Sample Type: Client
Inject. Date: 10-Mar-2018 06:58:30 ALS Bottle#: 22 Worklist Smp#: 23
Purge Vol: 5.000 mL Dil. Factor: 1.0000
Sample Info: 460-151079-A-47
Misc. Info.: 460-0068582-023
Operator ID: Instrument ID: CVOAMS6

Method: \\ChromNA\Edison\ChromData\CVOAMS6\20180309-68582.b\8260624W6.m
Limit Group: VOA - 8260C DKQP Water and Solid
Last Update: 12-Mar-2018 18:13:50 Calib Date: 09-Mar-2018 04:49:30
Integrator: RTE ID Type: Deconvolution ID
Quant Method: Internal Standard Quant By: Initial Calibration
Last ICal File: \\ChromNA\Edison\ChromData\CVOAMS6\20180309-68530.b\F60575.D

Column 1 : Rtx-624 (0.25 mm) Det: MS SCAN
Process Host: XAWRK008

First Level Reviewer: moroneyc Date: 12-Mar-2018 06:54:32

Compound	Sig	RT (min.)	Exp RT (min.)	Dlt RT (min.)	Q	Response	OnCol Amt ug/l	Flags
16 1,1,2-Trichloro-1,2,2-trif	101	2.774	2.774	0.000	75	3280	0.8922	M
* 26 TBA-d9 (IS)	65	3.217	3.217	0.000	0	209307	1000.0	
27 Methylene Chloride	84	3.234	3.234	0.000	30	3526	1.02	
* 38 2-Butanone-d5	46	4.269	4.277	-0.008	0	198046	250.0	
40 cis-1,2-Dichloroethene	96	4.343	4.318	0.025	25	1038	0.3019	Ma
$ 51 Dibromofluoromethane (Surr	113	4.746	4.754	-0.008	98	143222	53.7	
$ 56 1,2-Dichloroethane-d4 (Sur	65	5.099	5.099	0.000	0	143006	50.4	
* 61 Fluorobenzene	96	5.362	5.370	-0.008	99	460659	50.0	
63 Trichloroethene	95	5.715	5.724	-0.009	92	3161	1.02	
* 67 1,4-Dioxane-d8	96	6.052	6.060	-0.008	0	23509	1000.0	
$ 78 Toluene-d8 (Surr)	98	7.030	7.030	0.000	100	463305	48.1	
83 Tetrachloroethene	166	7.712	7.720	-0.008	88	2414	0.6188	
* 89 Chlorobenzene-d5	117	8.821	8.821	0.000	84	397078	50.0	
$ 100 4-Bromofluorobenzene	174	10.070	10.070	0.000	96	204270	53.4	
* 116 1,4-Dichlorobenzene-d4	152	10.941	10.941	0.000	93	280860	50.0	

QC Flag Legend

Review Flags
M - Manually Integrated
a - User Assigned ID

Reagents:

VOA6IS/SURR_00009 Amount Added: 5.00 Units: uL Run Reagent

Report Date: 12-Mar-2018 18:13:50 Chrom Revision: 2.2 08-Feb-2018 13:38:42

TestAmerica Edison

Data File: \\ChromNA\Edison\ChromData\CVOAMS6\20180309-68582.b\F60636.D

Injection Date:	10-Mar-2018 06:58:30	Instrument ID:	CVOAMS6	Operator ID:	
Lims ID:	460-151079-A-47	Lab Sample ID:	460-151079-47	Worklist Smp#:	23
Client ID:	DUP-01				
Purge Vol:	5.000 mL	Dil. Factor:	1.0000	ALS Bottle#:	22
Method:	8260624W6	Limit Group:	VOA - 8260C DKQP Water and Solid		

Column: Rtx-624 (0.25 mm)

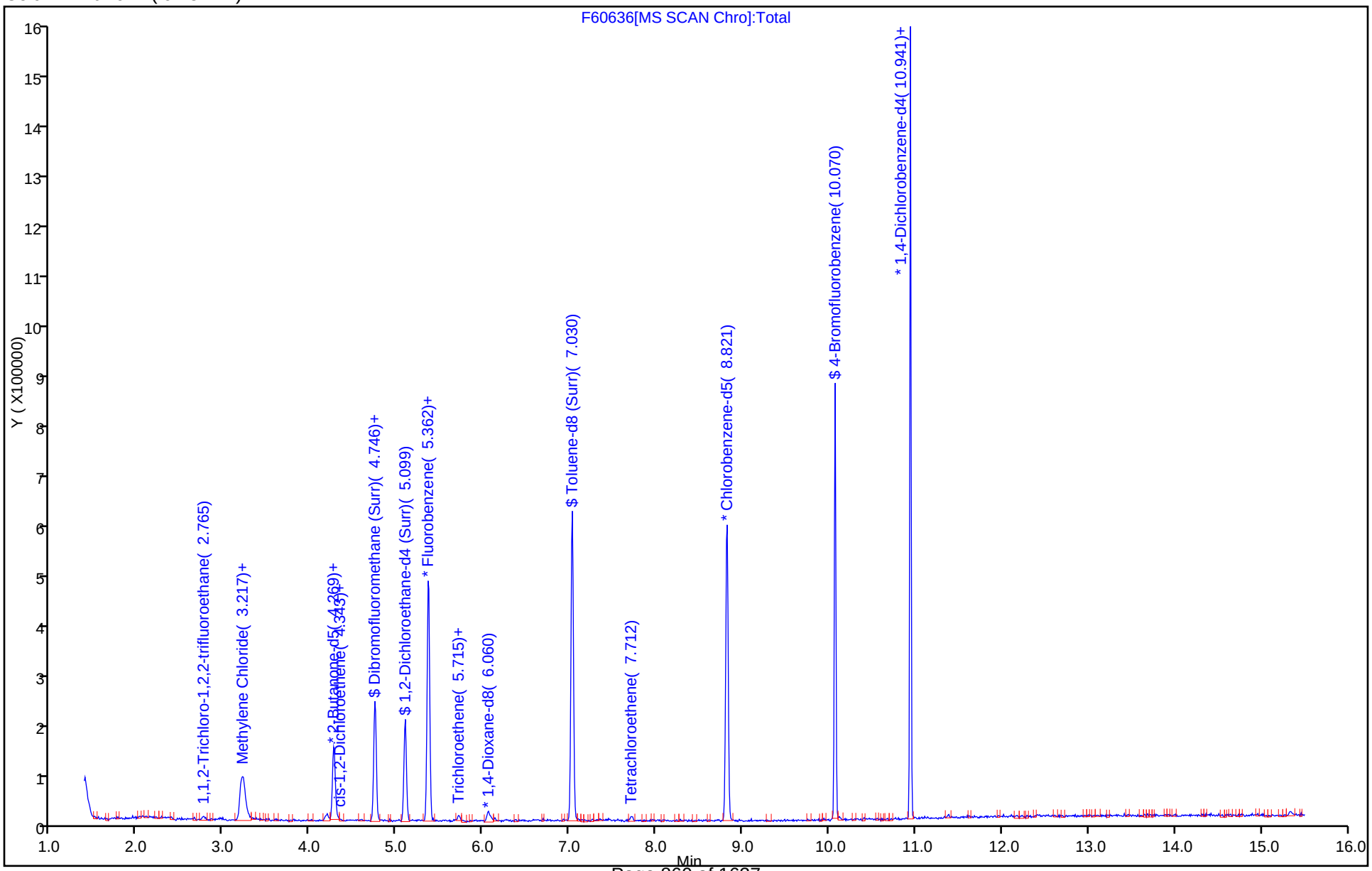

Report Date: 12-Mar-2018 18:13:50 Chrom Revision: 2.2 08-Feb-2018 13:38:42

TestAmerica Edison

Data File: \\ChromNA\Edison\ChromData\CVOAMS6\20180309-68582.b\F60636.D

Injection Date:	10-Mar-2018 06:58:30	Instrument ID:	CVOAMS6
Lims ID:	460-151079-A-47	Lab Sample ID:	460-151079-47
Client ID:	DUP-01		
Operator ID:		ALS Bottle#:	22 Worklist Smp#: 23
Purge Vol:	5.000 mL	Dil. Factor:	1.0000
Method:	8260624W6	Limit Group:	VOA - 8260C DKQP Water and Solid
Column:	Rtx-624 (0.25 mm)	Detector	MS SCAN

40 cis-1,2-Dichloroethene, CAS: 156-59-2

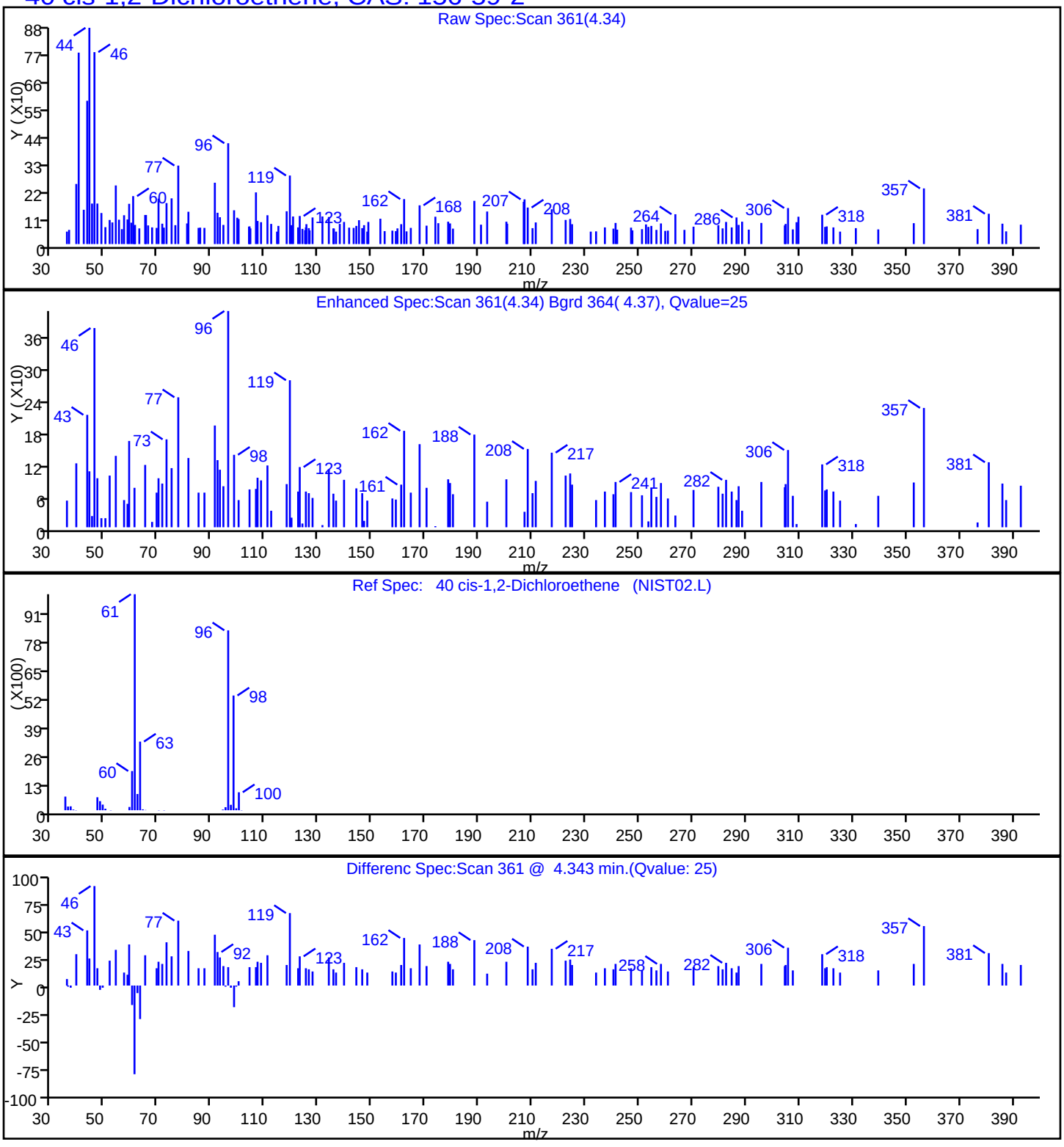

Report Date: 12-Mar-2018 18:13:50 Chrom Revision: 2.2 08-Feb-2018 13:38:42

TestAmerica Edison

Data File: \\ChromNA\Edison\ChromData\CVOAMS6\20180309-68582.b\F60636.D

Injection Date:	10-Mar-2018 06:58:30	Instrument ID:	CVOAMS6		
Lims ID:	460-151079-A-47	Lab Sample ID:	460-151079-47		
Client ID:	DUP-01				
Operator ID:		ALS Bottle#:	22	Worklist Smp#:	23
Purge Vol:	5.000 mL	Dil. Factor:	1.0000		
Method:	8260624W6	Limit Group:	VOA - 8260C DKQP Water and Solid		
Column:	Rtx-624 (0.25 mm)	Detector	MS SCAN		

16 1,1,2-Trichloro-1,2,2-trifluoroethane, CAS: 76-13-1

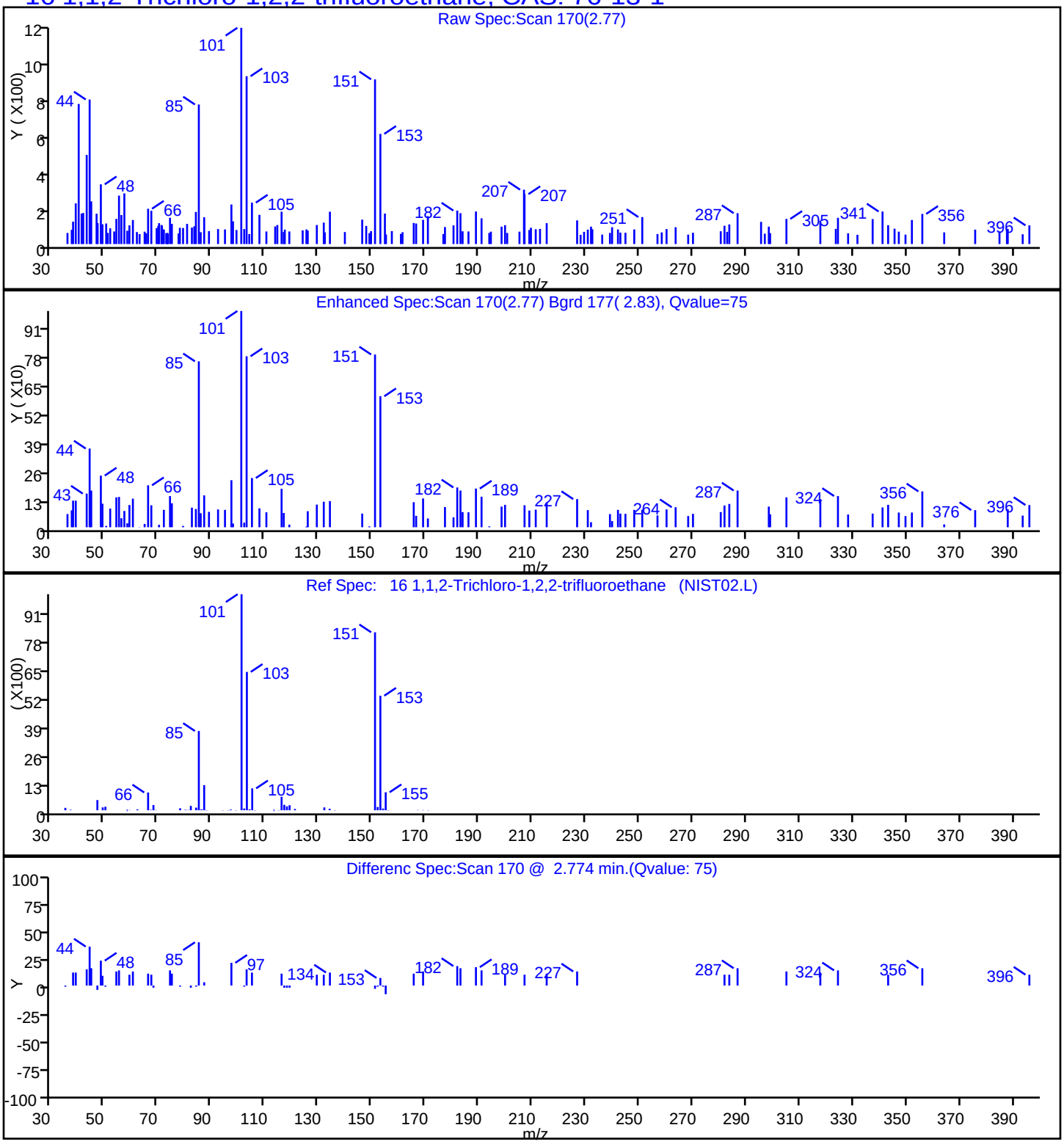

Report Date: 12-Mar-2018 18:13:50 Chrom Revision: 2.2 08-Feb-2018 13:38:42

TestAmerica Edison

Data File: \\ChromNA\Edison\ChromData\CVOAMS6\20180309-68582.b\F60636.D

Injection Date:	10-Mar-2018 06:58:30	Instrument ID:	CVOAMS6
Lims ID:	460-151079-A-47	Lab Sample ID:	460-151079-47
Client ID:	DUP-01		
Operator ID:		ALS Bottle#:	22 Worklist Smp#: 23
Purge Vol:	5.000 mL	Dil. Factor:	1.0000
Method:	8260624W6	Limit Group:	VOA - 8260C DKQP Water and Solid
Column:	Rtx-624 (0.25 mm)	Detector	MS SCAN

27 Methylene Chloride, CAS: 75-09-2

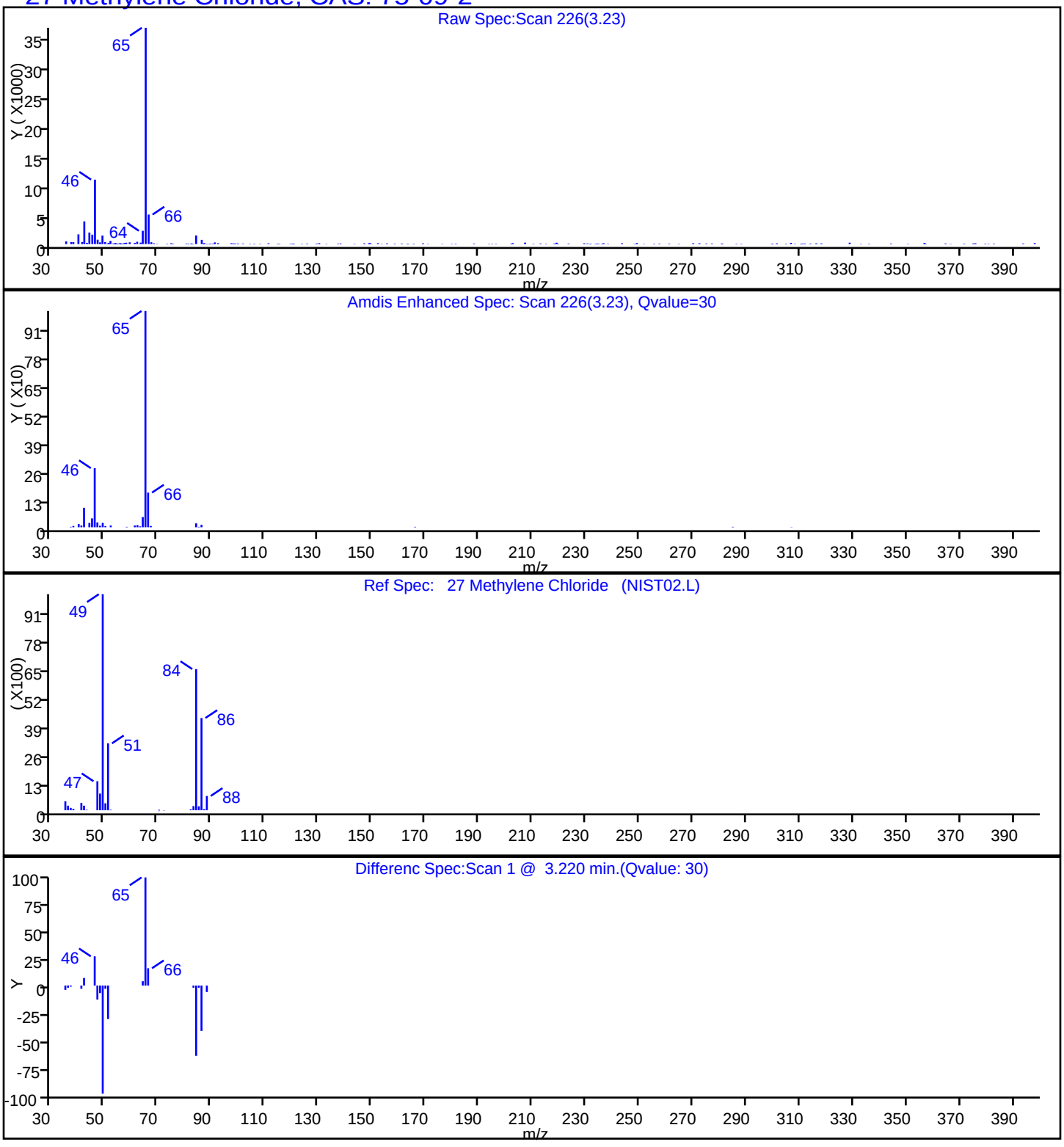

Report Date: 12-Mar-2018 18:13:51 Chrom Revision: 2.2 08-Feb-2018 13:38:42

TestAmerica Edison

Data File: \\ChromNA\Edison\ChromData\CVOAMS6\20180309-68582.b\F60636.D

Injection Date:	10-Mar-2018 06:58:30	Instrument ID:	CVOAMS6
Lims ID:	460-151079-A-47	Lab Sample ID:	460-151079-47
Client ID:	DUP-01		
Operator ID:		ALS Bottle#:	22 Worklist Smp#: 23
Purge Vol:	5.000 mL	Dil. Factor:	1.0000
Method:	8260624W6	Limit Group:	VOA - 8260C DKQP Water and Solid
Column:	Rtx-624 (0.25 mm)	Detector	MS SCAN

83 Tetrachloroethene, CAS: 127-18-4

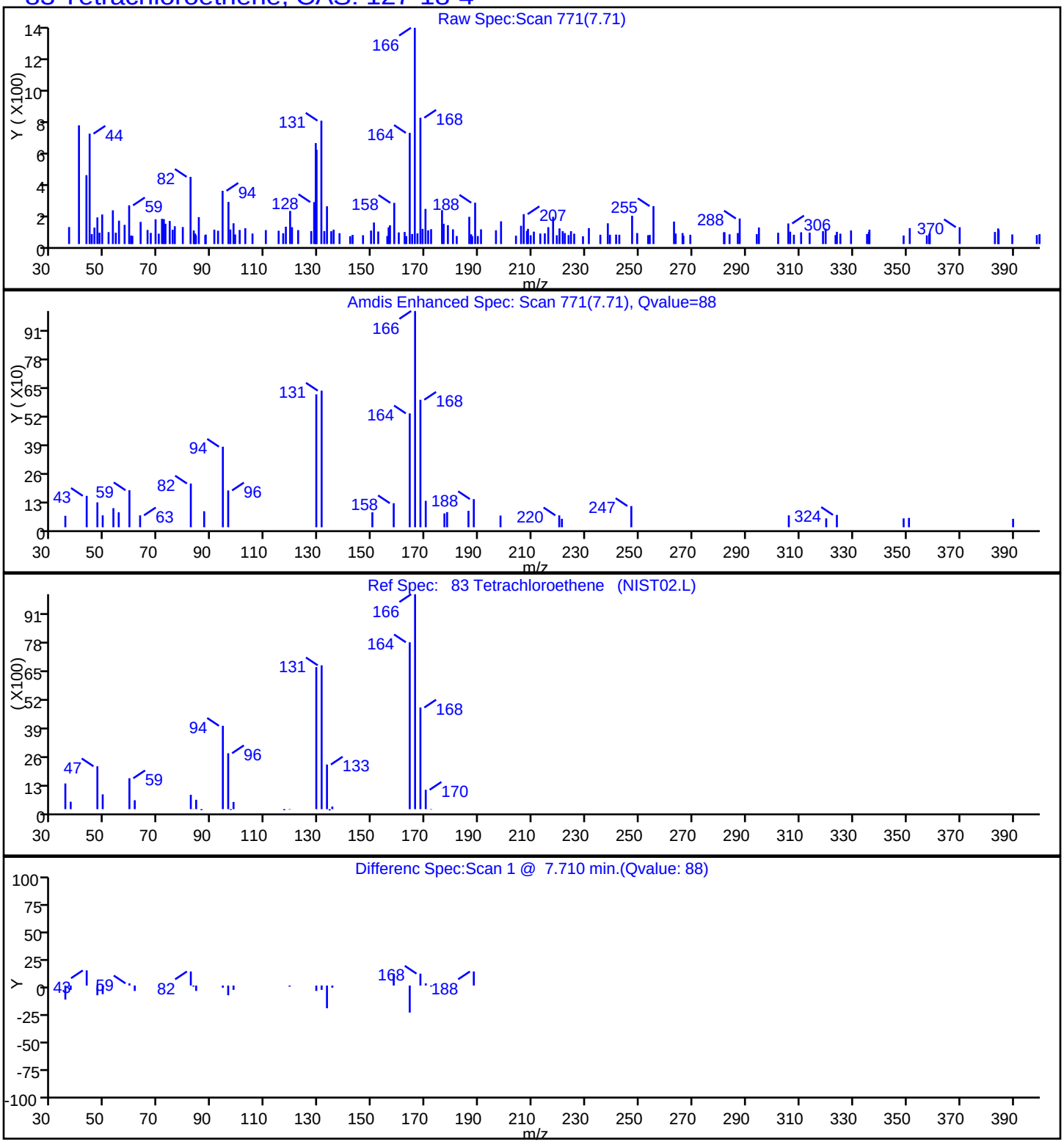

Report Date: 12-Mar-2018 18:13:51 Chrom Revision: 2.2 08-Feb-2018 13:38:42

TestAmerica Edison

Data File: \\ChromNA\Edison\ChromData\CVOAMS6\20180309-68582.b\F60636.D

Injection Date:	10-Mar-2018 06:58:30	Instrument ID:	CVOAMS6
Lims ID:	460-151079-A-47	Lab Sample ID:	460-151079-47
Client ID:	DUP-01		
Operator ID:		ALS Bottle#:	22 Worklist Smp#: 23
Purge Vol:	5.000 mL	Dil. Factor:	1.0000
Method:	8260624W6	Limit Group:	VOA - 8260C DKQP Water and Solid
Column:	Rtx-624 (0.25 mm)	Detector	MS SCAN

63 Trichloroethene, CAS: 79-01-6

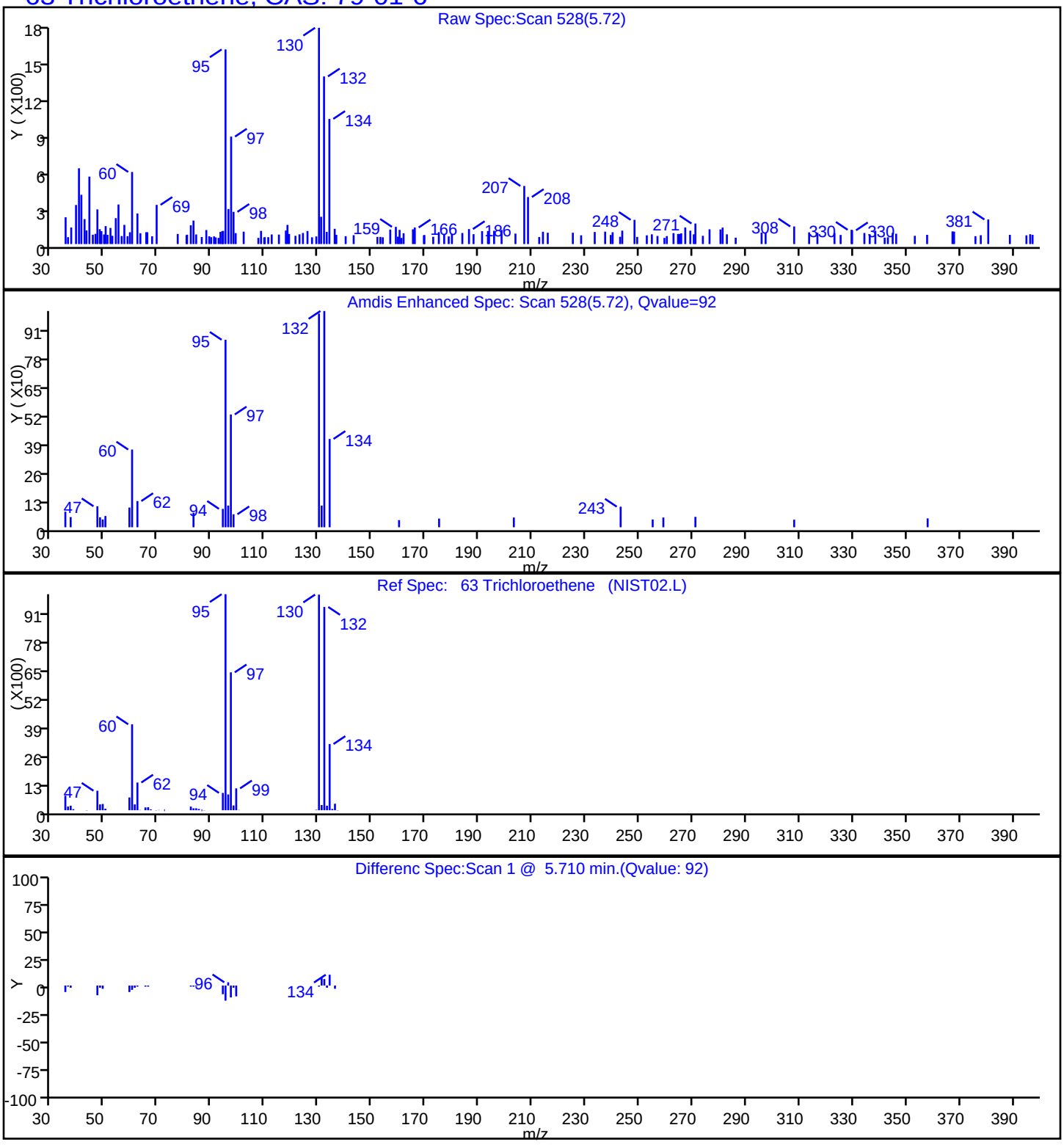

User Disabled Compound Report

TestAmerica Edison

Data File:	\\ChromNA\Edison\ChromData\CVOAMS6\20180309-68582.b\F60636.D		
Injection Date:	10-Mar-2018 06:58:30	Instrument ID:	CVOAMS6
Lims ID:	460-151079-A-47	Lab Sample ID:	460-151079-47
Client ID:	DUP-01		
Operator ID:		ALS Bottle#:	22 Worklist Smp#: 23
Purge Vol:	5.000 mL	Dil. Factor:	1.0000
Method:	8260624W6	Limit Group:	VOA - 8260C DKQP Water and Solid
Column:	Rtx-624 (0.25 mm)	Detector	MS SCAN

82 1,1,2-Trichloroethane, CAS: 79-00-5

Processing Results

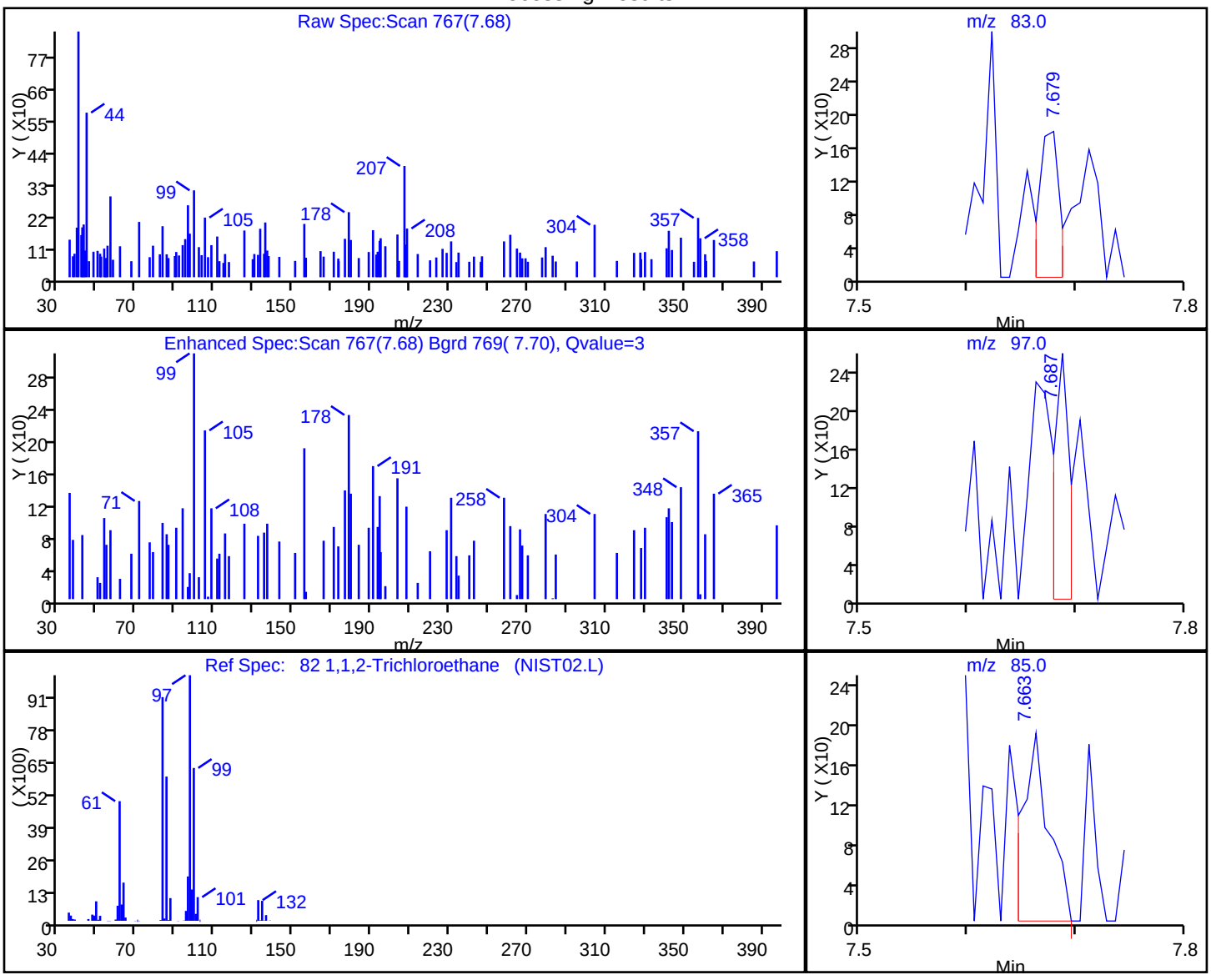

RT	Mass	Response	Amount
7.68	83.00	236	0.104599
7.69	97.00	261	
7.66	85.00	315	

Reviewer: delpolitov, 12-Mar-2018 18:12:50

Audit Action: Marked Compound Undetected Audit Reason: Invalid Compound ID

User Disabled Compound Report

TestAmerica Edison

Data File:	\\ChromNA\Edison\ChromData\CVOAMS6\20180309-68582.b\F60636.D		
Injection Date:	10-Mar-2018 06:58:30	Instrument ID:	CVOAMS6
Lims ID:	460-151079-A-47	Lab Sample ID:	460-151079-47
Client ID:	DUP-01		
Operator ID:		ALS Bottle#:	22 Worklist Smp#: 23
Purge Vol:	5.000 mL	Dil. Factor:	1.0000
Method:	8260624W6	Limit Group:	VOA - 8260C DKQP Water and Solid
Column:	Rtx-624 (0.25 mm)	Detector	MS SCAN

59 1,2-Dichloroethane, CAS: 107-06-2

Processing Results

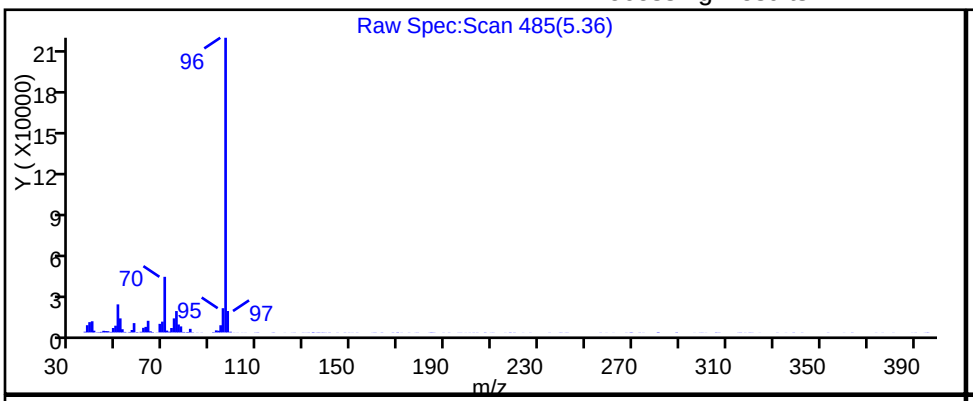

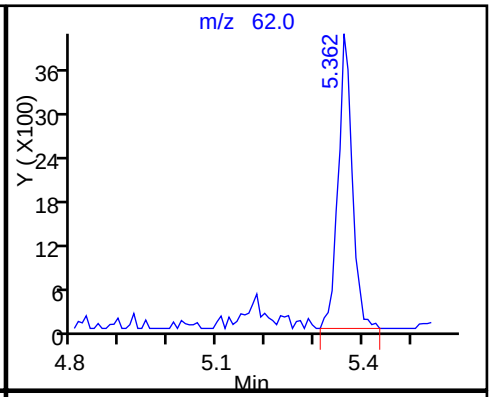

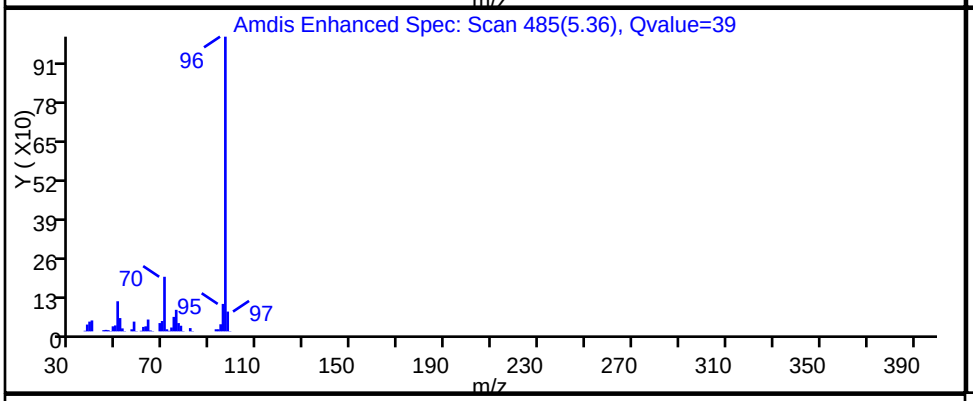

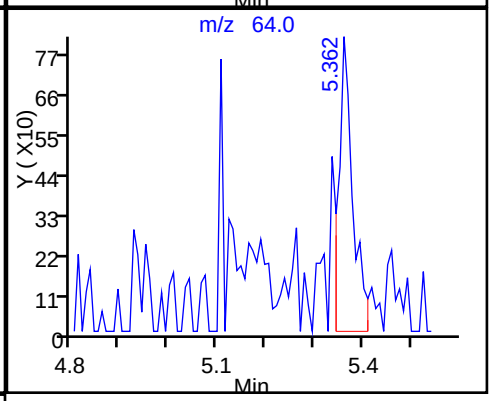

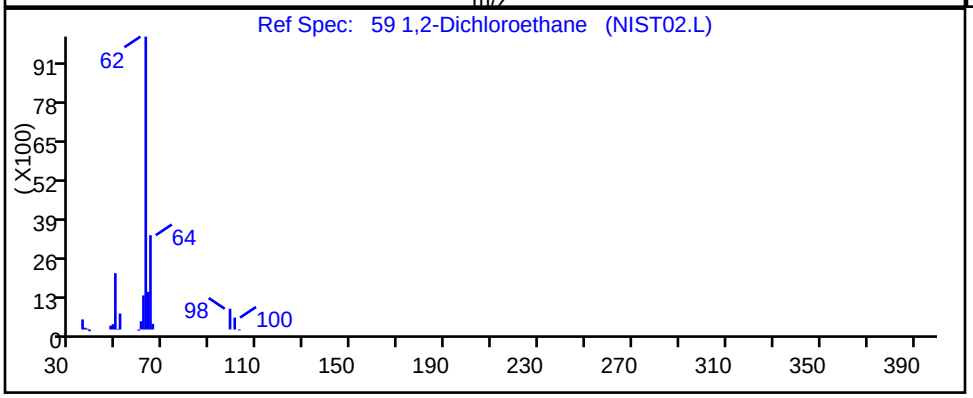

RT	Mass	Response	Amount
5.36	62.00	8284	2.112490
5.36	64.00	1614	

Reviewer: delpolitov, 12-Mar-2018 18:12:50

Audit Action: Marked Compound Undetected Audit Reason: Invalid Compound ID

User Disabled Compound Report

TestAmerica Edison

Data File:	\\ChromNA\Edison\ChromData\CVOAMS6\20180309-68582.b\F60636.D		
Injection Date:	10-Mar-2018 06:58:30	Instrument ID:	CVOAMS6
Lims ID:	460-151079-A-47	Lab Sample ID:	460-151079-47
Client ID:	DUP-01		
Operator ID:		ALS Bottle#:	22 Worklist Smp#: 23
Purge Vol:	5.000 mL	Dil. Factor:	1.0000
Method:	8260624W6	Limit Group:	VOA - 8260C DKQP Water and Solid
Column:	Rtx-624 (0.25 mm)	Detector	MS SCAN

69 1,4-Dioxane, CAS: 123-91-1

Processing Results

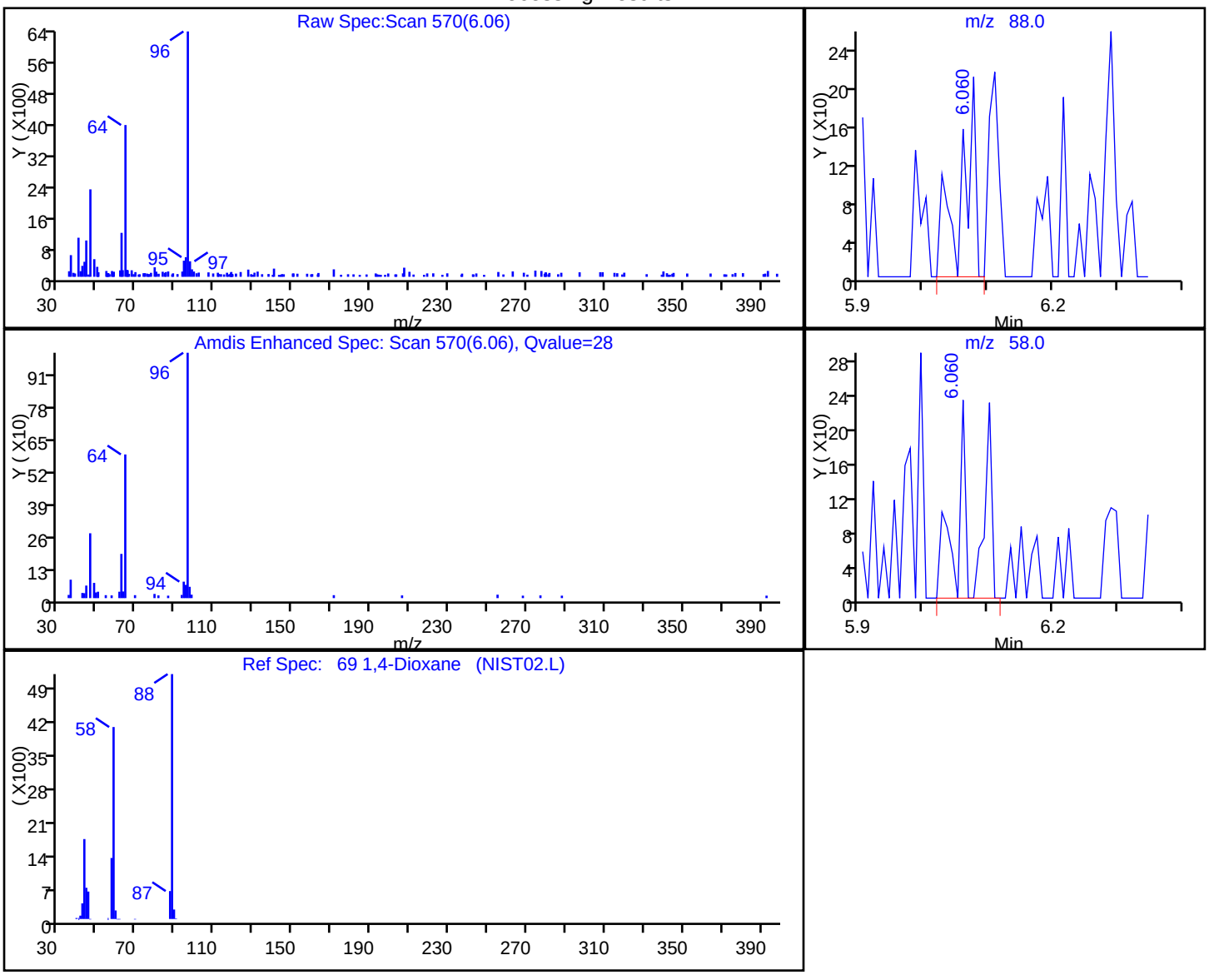

RT	Mass	Response	Amount
6.06	88.00	317	11.086143
6.06	58.00	403	

Reviewer: delpolitov, 12-Mar-2018 18:12:50

Audit Action: Marked Compound Undetected Audit Reason: Invalid Compound ID

User Disabled Compound Report

TestAmerica Edison

Data File:	\\ChromNA\Edison\ChromData\CVOAMS6\20180309-68582.b\F60636.D		
Injection Date:	10-Mar-2018 06:58:30	Instrument ID:	CVOAMS6
Lims ID:	460-151079-A-47	Lab Sample ID:	460-151079-47
Client ID:	DUP-01		
Operator ID:		ALS Bottle#:	22 Worklist Smp#: 23
Purge Vol:	5.000 mL	Dil. Factor:	1.0000
Method:	8260624W6	Limit Group:	VOA - 8260C DKQP Water and Solid
Column:	Rtx-624 (0.25 mm)	Detector	MS SCAN

41 2-Butanone (MEK), CAS: 78-93-3

Processing Results

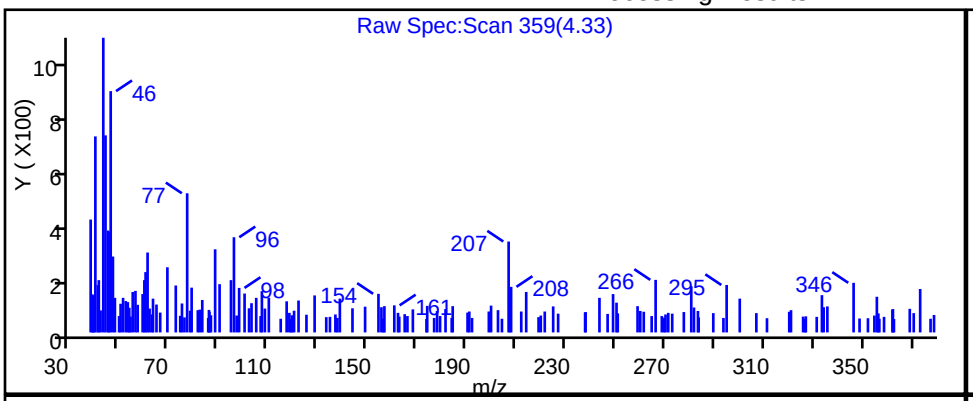

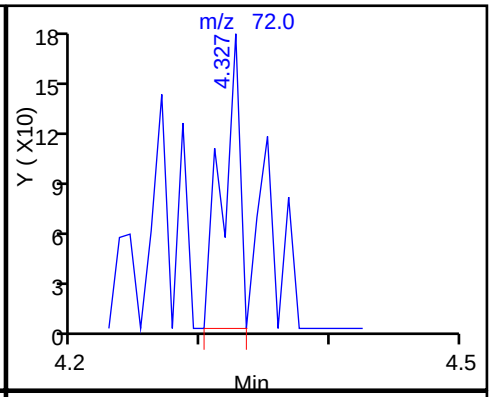

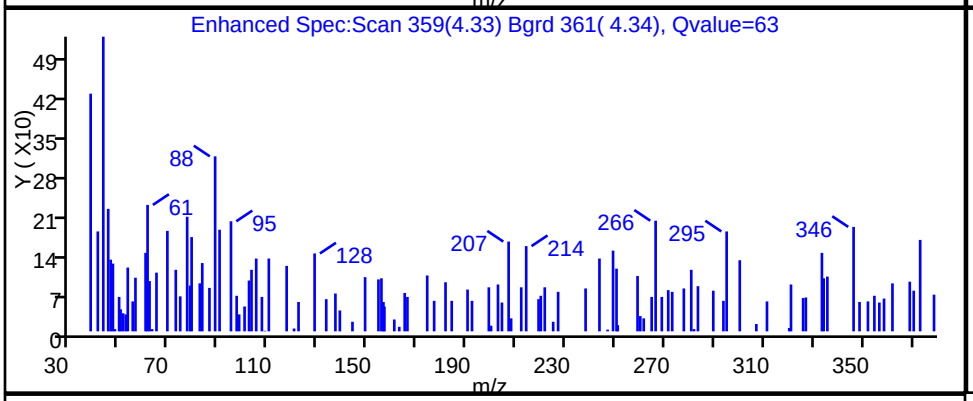

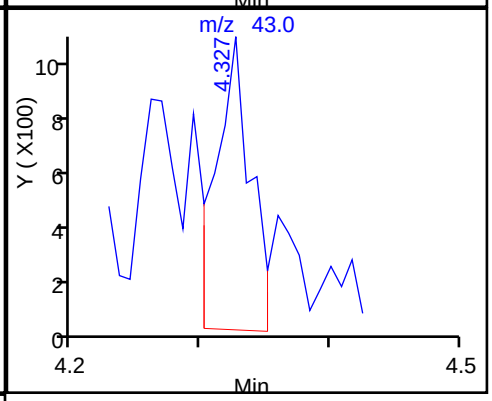

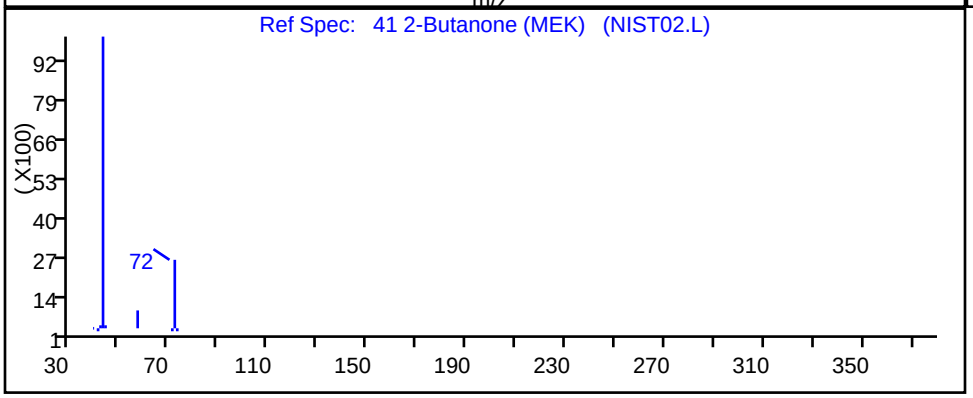

RT	Mass	Response	Amount
4.33	72.00	166	2.392991
4.33	43.00	2095	

Reviewer: delpolitov, 12-Mar-2018 18:12:50

Audit Action: Marked Compound Undetected Audit Reason: Invalid Compound ID

User Disabled Compound Report

TestAmerica Edison

Data File: \\ChromNA\Edison\ChromData\CVOAMS6\20180309-68582.b\F60636.D
Injection Date: 10-Mar-2018 06:58:30 Instrument ID: CVOAMS6
Lims ID: 460-151079-A-47 Lab Sample ID: 460-151079-47
Client ID: DUP-01
Operator ID: ALS Bottle#: 22 Worklist Smp#: 23
Purge Vol: 5.000 mL Dil. Factor: 1.0000
Method: 8260624W6 Limit Group: VOA - 8260C DKQP Water and Solid
Column: Rtx-624 (0.25 mm) Detector MS SCAN

77 4-Methyl-2-pentanone (MIBK), CAS: 108-10-1

Processing Results

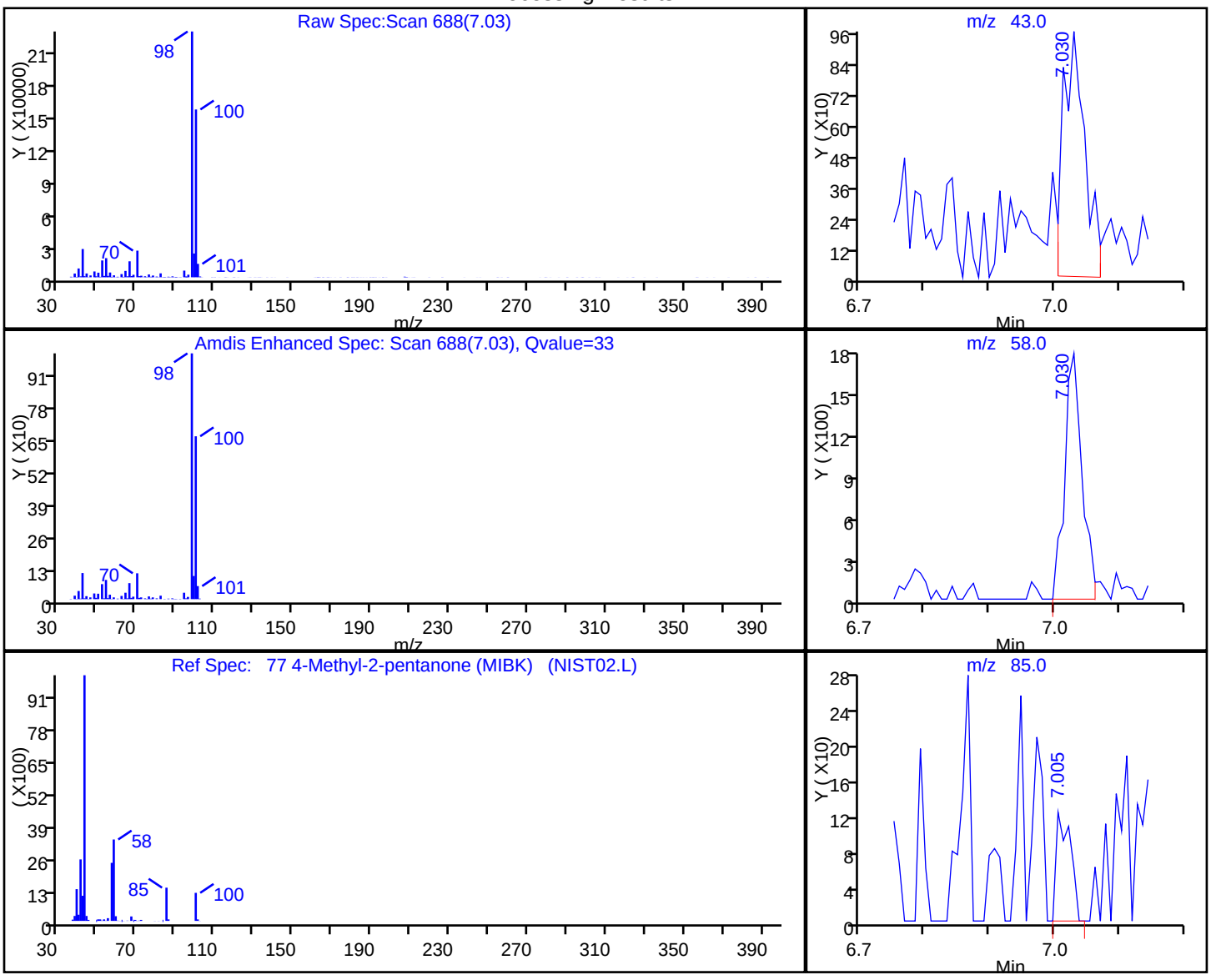

RT	Mass	Response	Amount
7.03	43.00	2273	1.065329
7.03	58.00	3322	
7.01	85.00	188	
7.03	100.00	299487	

Reviewer: delpolitov, 12-Mar-2018 18:12:50
Audit Action: Marked Compound Undetected Audit Reason: Invalid Compound ID

User Disabled Compound Report

TestAmerica Edison

Data File:	\\ChromNA\Edison\ChromData\CVOAMS6\20180309-68582.b\F60636.D		
Injection Date:	10-Mar-2018 06:58:30	Instrument ID:	CVOAMS6
Lims ID:	460-151079-A-47	Lab Sample ID:	460-151079-47
Client ID:	DUP-01		
Operator ID:		ALS Bottle#:	22 Worklist Smp#: 23
Purge Vol:	5.000 mL	Dil. Factor:	1.0000
Method:	8260624W6	Limit Group:	VOA - 8260C DKQP Water and Solid
Column:	Rtx-624 (0.25 mm)	Detector	MS SCAN

6 Bromomethane, CAS: 74-83-9

Processing Results

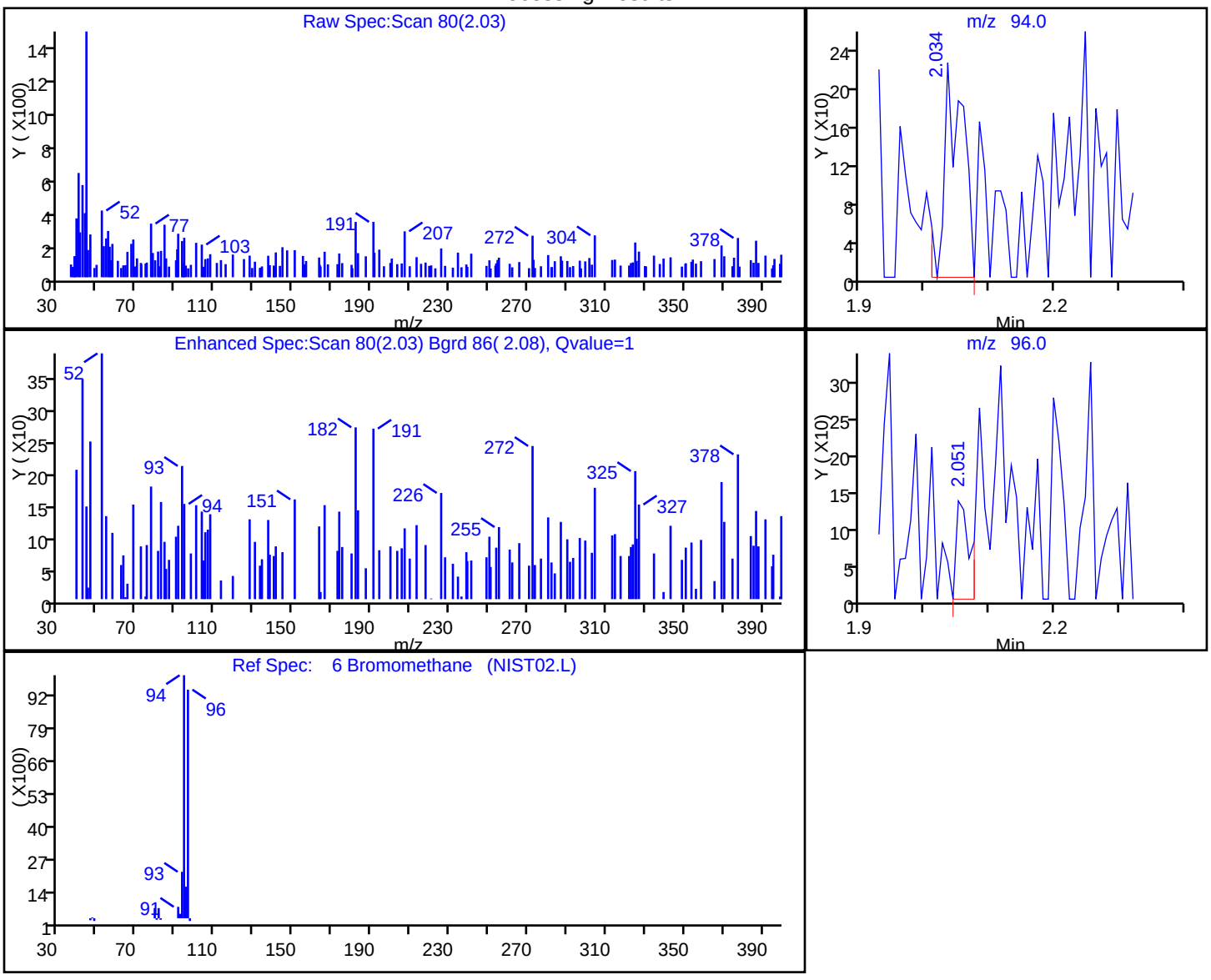

RT	Mass	Response	Amount
2.03	94.00	458	0.205016
2.05	96.00	194	

Reviewer: delpolitov, 12-Mar-2018 18:12:50

Audit Action: Marked Compound Undetected Audit Reason: Invalid Compound ID

Manual Integration/User Assign Peak Report

TestAmerica Edison

Data File:	\\ChromNA\Edison\ChromData\CVOAMS6\20180309-68582.b\F60636.D		
Injection Date:	10-Mar-2018 06:58:30	Instrument ID:	CVOAMS6
Lims ID:	460-151079-A-47	Lab Sample ID:	460-151079-47
Client ID:	DUP-01		
Operator ID:		ALS Bottle#:	22 Worklist Smp#: 23
Purge Vol:	5.000 mL	Dil. Factor:	1.0000
Method:	8260624W6	Limit Group:	VOA - 8260C DKQP Water and Solid
Column:	Rtx-624 (0.25 mm)	Detector	MS SCAN

40 cis-1,2-Dichloroethene, CAS: 156-59-2

Signal: 1

Not Detected
Expected RT: 4.32

Processing Integration Results

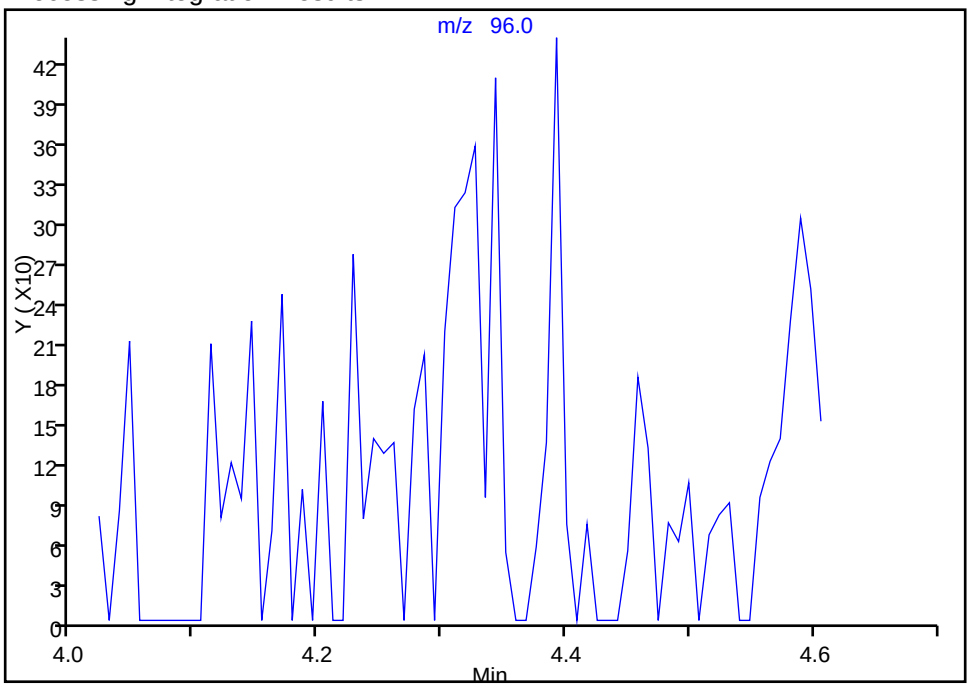

Manual Integration Results

RT: 4.34
Area: 1038
Amount: 0.301913
Amount Units: ug/l

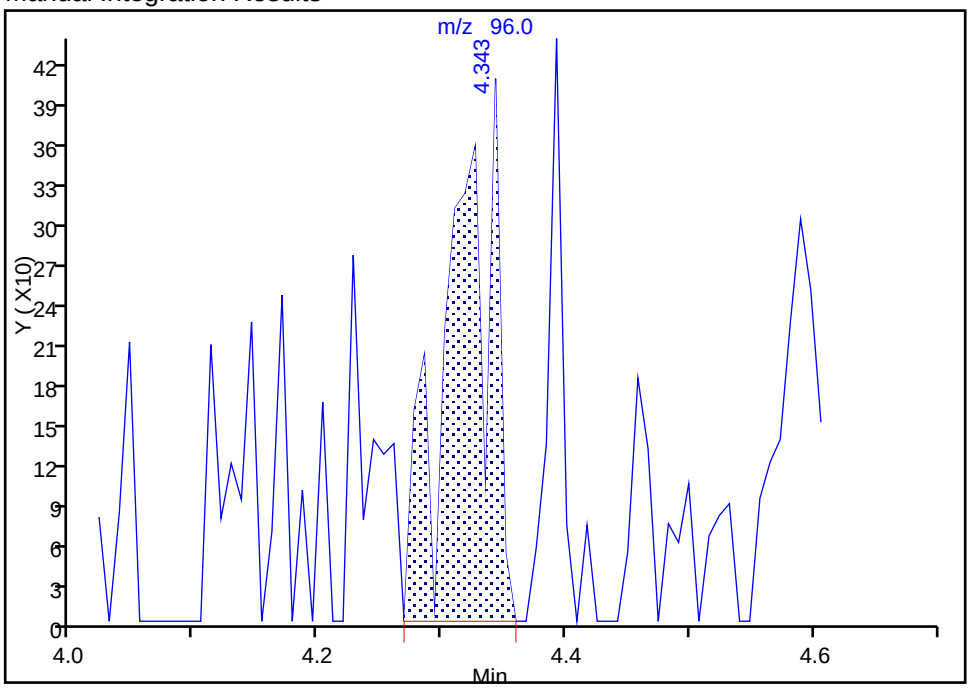

Reviewer: delpolitov, 12-Mar-2018 18:13:41
Audit Action: Manually Integrated Audit Reason: Incomplete Integration

Manual Integration/User Assign Peak Report

TestAmerica Edison

Data File:	\\ChromNA\Edison\ChromData\CVOAMS6\20180309-68582.b\F60636.D		
Injection Date:	10-Mar-2018 06:58:30	Instrument ID:	CVOAMS6
Lims ID:	460-151079-A-47	Lab Sample ID:	460-151079-47
Client ID:	DUP-01		
Operator ID:		ALS Bottle#:	22 Worklist Smp#: 23
Purge Vol:	5.000 mL	Dil. Factor:	1.0000
Method:	8260624W6	Limit Group:	VOA - 8260C DKQP Water and Solid
Column:	Rtx-624 (0.25 mm)	Detector	MS SCAN

16 1,1,2-Trichloro-1,2,2-trifluoroethane, CAS: 76-13-1

Signal: 1

Processing Integration Results

RT: 2.77
Area: 2986
Amount: 0.812248
Amount Units: ug/l

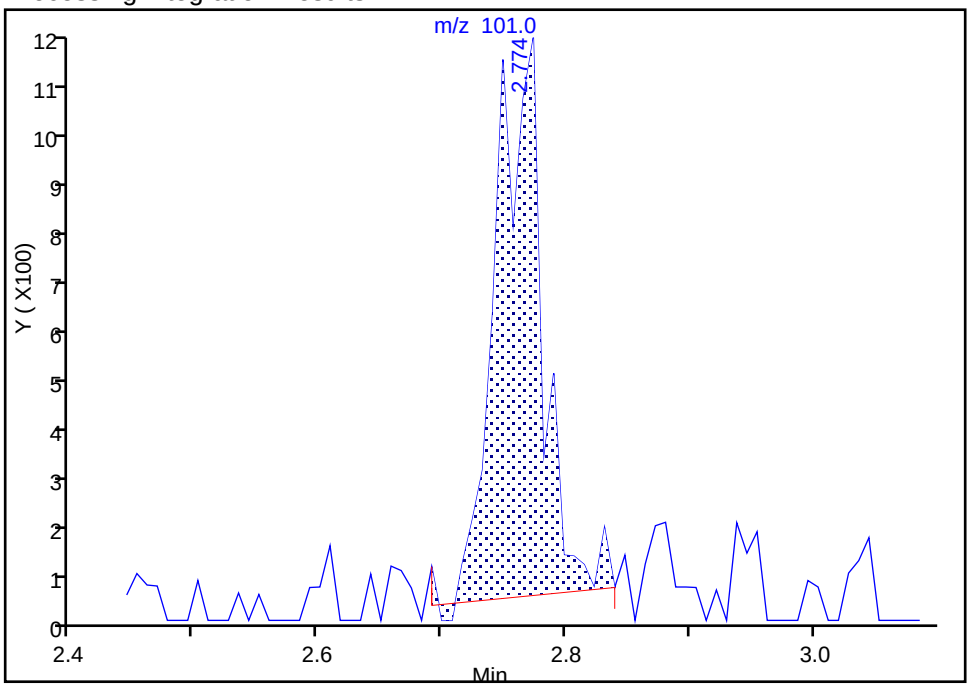

Manual Integration Results

RT: 2.77
Area: 3280
Amount: 0.892221
Amount Units: ug/l

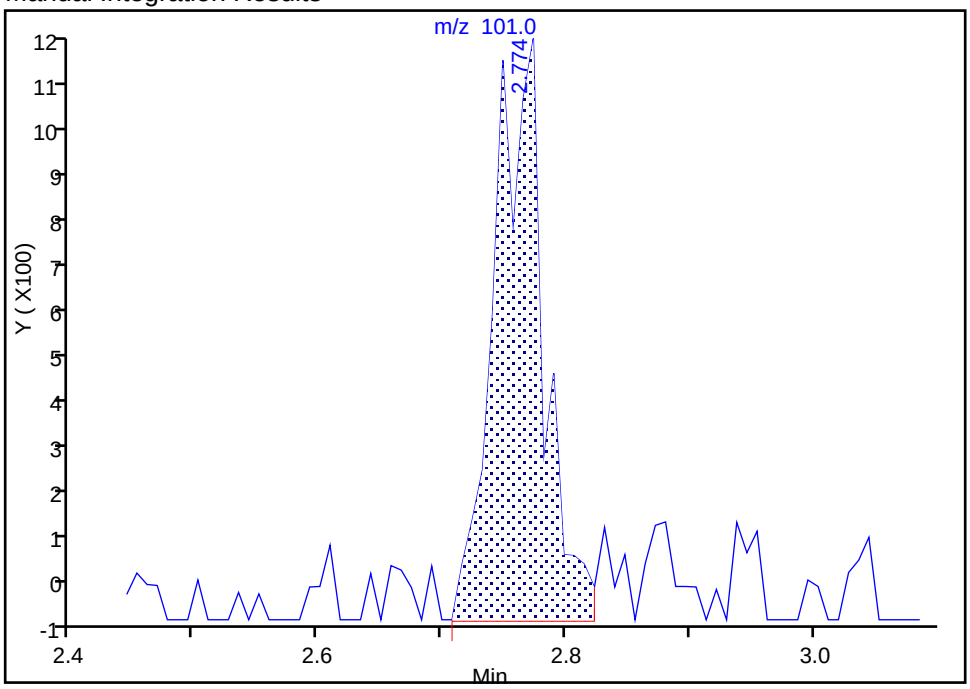

Reviewer: delpolitov, 12-Mar-2018 18:12:34

Audit Action: Manually Integrated Audit Reason: Incomplete Integration

FORM I
GC/MS VOA ORGANICS ANALYSIS DATA SHEET

Lab Name: TestAmerica Edison | Job No.: 460-151079-1

SDG No.:

Client Sample ID: DUP-02 | Lab Sample ID: 460-151079-48

Matrix: Water | Lab File ID: F60637.D

Analysis Method: 8260C | Date Collected: 02/27/2018 00:00

Sample wt/vol: 5(mL) | Date Analyzed: 03/10/2018 07:22

Soil Aliquot Vol: | Dilution Factor: 1

Soil Extract Vol.: | GC Column: Rtx-624 ID: 0.25(mm)

% Moisture: | Level: (low/med) Low

Analysis Batch No.: 502566 | Units: ug/L

CAS NO.	COMPOUND NAME	RESULT	Q	RL	MDL
71-55-6	1,1,1-Trichloroethane	0.28	U	1.0	0.28
79-34-5	1,1,2,2-Tetrachloroethane	0.19	U	1.0	0.19
79-00-5	1,1,2-Trichloroethane	0.080	U	1.0	0.080
75-34-3	1,1-Dichloroethane	0.24	U	1.0	0.24
75-35-4	1,1-Dichloroethene	0.34	U	1.0	0.34
87-61-6	1,2,3-Trichlorobenzene	0.35	U	1.0	0.35
120-82-1	1,2,4-Trichlorobenzene	0.27	U	1.0	0.27
96-12-8	1,2-Dibromo-3-Chloropropane	0.23	U	1.0	0.23
106-93-4	1,2-Dibromoethane	0.19	U	1.0	0.19
95-50-1	1,2-Dichlorobenzene	0.22	U	1.0	0.22
107-06-2	1,2-Dichloroethane	0.25	U	1.0	0.25
78-87-5	1,2-Dichloropropane	0.18	U	1.0	0.18
541-73-1	1,3-Dichlorobenzene	0.33	U	1.0	0.33
106-46-7	1,4-Dichlorobenzene	0.33	U	1.0	0.33
123-91-1	1,4-Dioxane	8.7	U *	50	8.7
78-93-3	2-Butanone	2.2	U	5.0	2.2
591-78-6	2-Hexanone	0.72	U	5.0	0.72
108-10-1	4-Methyl-2-pentanone	0.63	U	5.0	0.63
67-64-1	Acetone	1.1	U	5.0	1.1
71-43-2	Benzene	0.090	U	1.0	0.090
74-97-5	Bromochloromethane	0.30	U	1.0	0.30
75-27-4	Bromodichloromethane	0.15	U	1.0	0.15
75-25-2	Bromoform	0.18	U	1.0	0.18
74-83-9	Bromomethane	0.18	U	1.0	0.18
75-15-0	Carbon disulfide	0.22	U	1.0	0.22
56-23-5	Carbon tetrachloride	0.33	U	1.0	0.33
108-90-7	Chlorobenzene	0.24	U	1.0	0.24
75-00-3	Chloroethane	0.37	U	1.0	0.37
67-66-3	Chloroform	2.2		1.0	0.22
74-87-3	Chloromethane	0.22	U	1.0	0.22
156-59-2	cis-1,2-Dichloroethene	0.26	U	1.0	0.26
10061-01-5	cis-1,3-Dichloropropene	0.16	U	1.0	0.16
110-82-7	Cyclohexane	0.26	U	1.0	0.26
124-48-1	Dibromochloromethane	0.22	U	1.0	0.22
75-71-8	Dichlorodifluoromethane	0.14	U	1.0	0.14
100-41-4	Ethylbenzene	0.30	U	1.0	0.30

FORM I
GC/MS VOA ORGANICS ANALYSIS DATA SHEET

Lab Name: TestAmerica Edison | Job No.: 460-151079-1

SDG No.:

Client Sample ID: DUP-02 | Lab Sample ID: 460-151079-48

Matrix: Water | Lab File ID: F60637.D

Analysis Method: 8260C | Date Collected: 02/27/2018 00:00

Sample wt/vol: 5(mL) | Date Analyzed: 03/10/2018 07:22

Soil Aliquot Vol: | Dilution Factor: 1

Soil Extract Vol.: | GC Column: Rtx-624 ID: 0.25(mm)

% Moisture: | Level: (low/med) Low

Analysis Batch No.: 502566 | Units: ug/L

CAS NO.	COMPOUND NAME	RESULT	Q	RL	MDL
76-13-1	Freon TF	0.34	U	1.0	0.34
98-82-8	Isopropylbenzene	0.32	U	1.0	0.32
179601-23-1	m&p-Xylene	0.28	U	1.0	0.28
79-20-9	Methyl acetate	0.58	U	5.0	0.58
108-87-2	Methylcyclohexane	0.22	U	1.0	0.22
75-09-2	Methylene Chloride	0.73	J	1.0	0.21
1634-04-4	MTBE	0.13	U	1.0	0.13
95-47-6	o-Xylene	0.32	U	1.0	0.32
100-42-5	Styrene	0.17	U	1.0	0.17
127-18-4	Tetrachloroethene	0.14	J	1.0	0.12
108-88-3	Toluene	0.25	U	1.0	0.25
156-60-5	trans-1,2-Dichloroethene	0.18	U	1.0	0.18
10061-02-6	trans-1,3-Dichloropropene	0.19	U	1.0	0.19
79-01-6	Trichloroethene	0.93	J	1.0	0.22
75-69-4	Trichlorofluoromethane	0.15	U	1.0	0.15
75-01-4	Vinyl chloride	0.060	U	1.0	0.060

CAS NO.	SURROGATE	%REC	Q	LIMITS
17060-07-0	1,2-Dichloroethane-d4 (Surr)	97		70-130
460-00-4	Bromofluorobenzene	109		70-130
1868-53-7	Dibromofluoromethane (Surr)	107		70-130
2037-26-5	Toluene-d8 (Surr)	95		70-130

FORM I
GC/MS VOA ORGANICS ANALYSIS DATA SHEET
TENTATIVELY IDENTIFIED COMPOUNDS

Lab Name: TestAmerica Edison Job No.: 460-151079-1

SDG No.:

Client Sample ID: DUP-02 Lab Sample ID: 460-151079-48

Matrix: Water Lab File ID: F60637.D

Analysis Method: 8260C Date Collected: 02/27/2018 00:00

Sample wt/vol: 5(mL) Date Analyzed: 03/10/2018 07:22

Soil Aliquot Vol: Dilution Factor: 1

Soil Extract Vol.: GC Column: Rtx-624 ID: 0.25(mm)

% Moisture: Level: (low/med) Low

Analysis Batch No.: 502566 Units: ug/L

Number TICs Found: 0 TIC Result Total: 0

CAS NO.	COMPOUND NAME	RT	RESULT	Q	MATCH QUALITY
	Tentatively Identified Compound		None		

TestAmerica Edison
Target Compound Quantitation Report

Data File: \\ChromNA\Edison\ChromData\CVOAMS6\20180309-68582.b\F60637.D
Lims ID: 460-151079-A-48
Client ID: DUP-02
Sample Type: Client
Inject. Date: 10-Mar-2018 07:22:30 ALS Bottle#: 23 Worklist Smp#: 24
Purge Vol: 5.000 mL Dil. Factor: 1.0000
Sample Info: 460-151079-A-48
Misc. Info.: 460-0068582-024
Operator ID: Instrument ID: CVOAMS6

Method: \\ChromNA\Edison\ChromData\CVOAMS6\20180309-68582.b\8260624W6.m
Limit Group: VOA - 8260C DKQP Water and Solid
Last Update: 12-Mar-2018 18:14:25 Calib Date: 09-Mar-2018 04:49:30
Integrator: RTE ID Type: Deconvolution ID
Quant Method: Internal Standard Quant By: Initial Calibration
Last ICal File: \\ChromNA\Edison\ChromData\CVOAMS6\20180309-68530.b\F60575.D

Column 1 : Rtx-624 (0.25 mm) Det: MS SCAN
Process Host: XAWRK008

First Level Reviewer: moroneyc Date: 12-Mar-2018 06:55:46

Compound	Sig	RT (min.)	Exp RT (min.)	Dlt RT (min.)	Q	Response	OnCol Amt ug/l	Flags
* 26 TBA-d9 (IS)	65	3.226	3.217	0.009	0	222226	1000.0	
27 Methylene Chloride	84	3.226	3.234	-0.008	30	2630	0.7268	
* 38 2-Butanone-d5	46	4.278	4.277	0.001	0	205772	250.0	
48 Chloroform	83	4.590	4.598	-0.008	97	12570	2.24	
$ 51 Dibromofluoromethane (Surr	113	4.754	4.754	0.000	95	150365	53.7	
$ 56 1,2-Dichloroethane-d4 (Sur	65	5.099	5.099	0.000	0	144398	48.4	
* 61 Fluorobenzene	96	5.370	5.370	0.000	99	483917	50.0	
63 Trichloroethene	95	5.716	5.724	-0.008	90	3031	0.9305	
* 67 1,4-Dioxane-d8	96	6.061	6.060	0.001	0	24169	1000.0	
$ 78 Toluene-d8 (Surr)	98	7.030	7.030	0.000	99	481705	47.5	
83 Tetrachloroethene	166	7.712	7.720	-0.008	58	577	0.1405	
* 89 Chlorobenzene-d5	117	8.822	8.821	0.001	84	418101	50.0	
$ 100 4-Bromofluorobenzene	174	10.071	10.070	0.000	96	219056	54.4	
* 116 1,4-Dichlorobenzene-d4	152	10.942	10.941	0.001	93	286139	50.0	

Reagents:

VOA6IS/SURR_00009 Amount Added: 5.00 Units: uL Run Reagent

Report Date: 12-Mar-2018 18:14:26 Chrom Revision: 2.2 08-Feb-2018 13:38:42

TestAmerica Edison

Data File: \\ChromNA\Edison\ChromData\CVOAMS6\20180309-68582.b\F60637.D

Injection Date:	10-Mar-2018 07:22:30	Instrument ID:	CVOAMS6	Operator ID:	
Lims ID:	460-151079-A-48	Lab Sample ID:	460-151079-48	Worklist Smp#:	24
Client ID:	DUP-02				
Purge Vol:	5.000 mL	Dil. Factor:	1.0000	ALS Bottle#:	23
Method:	8260624W6	Limit Group:	VOA - 8260C DKQP Water and Solid		

Column: Rtx-624 (0.25 mm)

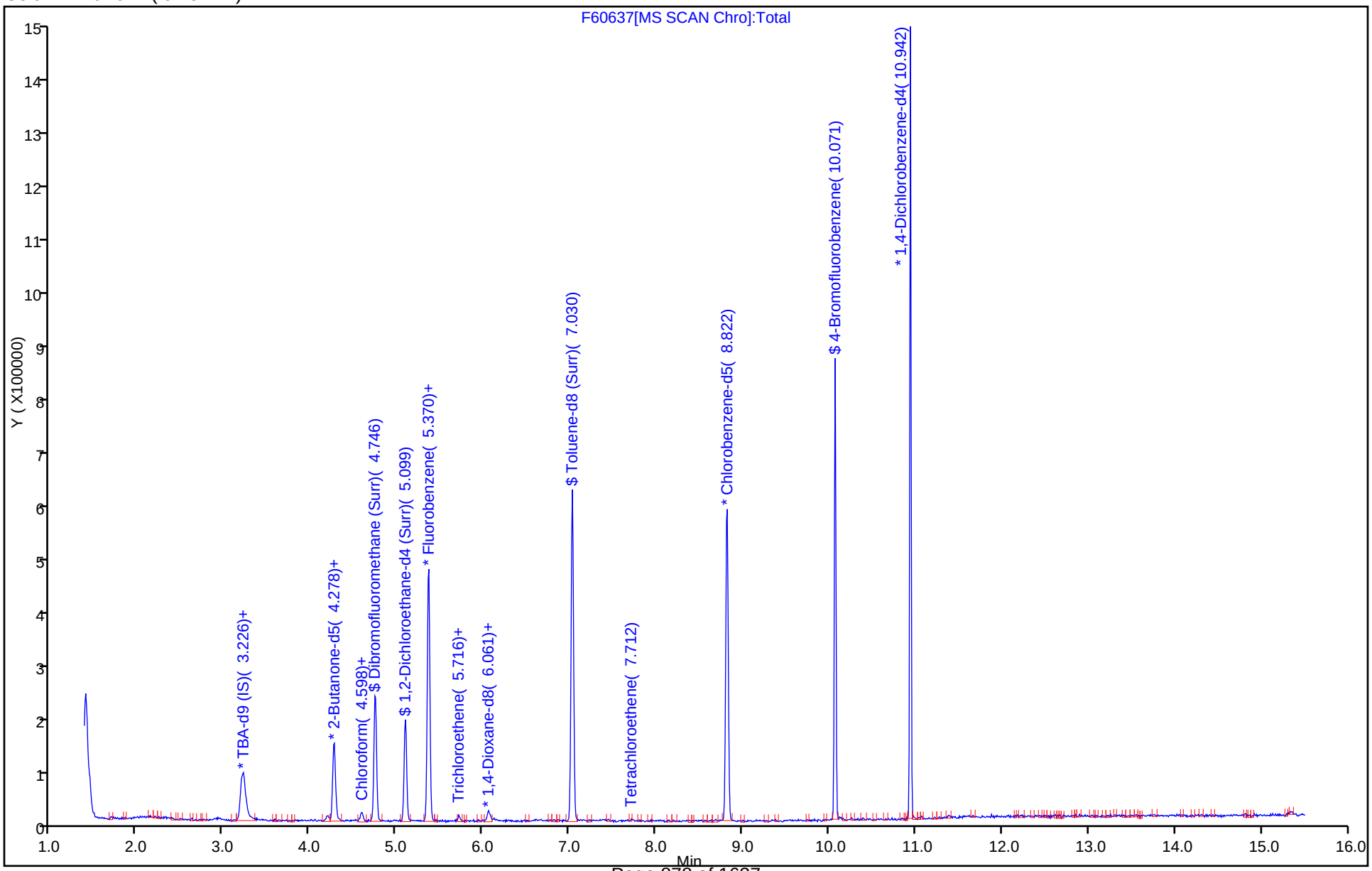

Report Date: 12-Mar-2018 18:14:26 Chrom Revision: 2.2 08-Feb-2018 13:38:42

TestAmerica Edison

Data File: \\ChromNA\Edison\ChromData\CVOAMS6\20180309-68582.b\F60637.D

Injection Date:	10-Mar-2018 07:22:30	Instrument ID:	CVOAMS6
Lims ID:	460-151079-A-48	Lab Sample ID:	460-151079-48
Client ID:	DUP-02		
Operator ID:		ALS Bottle#:	23 Worklist Smp#: 24
Purge Vol:	5.000 mL	Dil. Factor:	1.0000
Method:	8260624W6	Limit Group:	VOA - 8260C DKQP Water and Solid
Column:	Rtx-624 (0.25 mm)	Detector	MS SCAN

48 Chloroform, CAS: 67-66-3

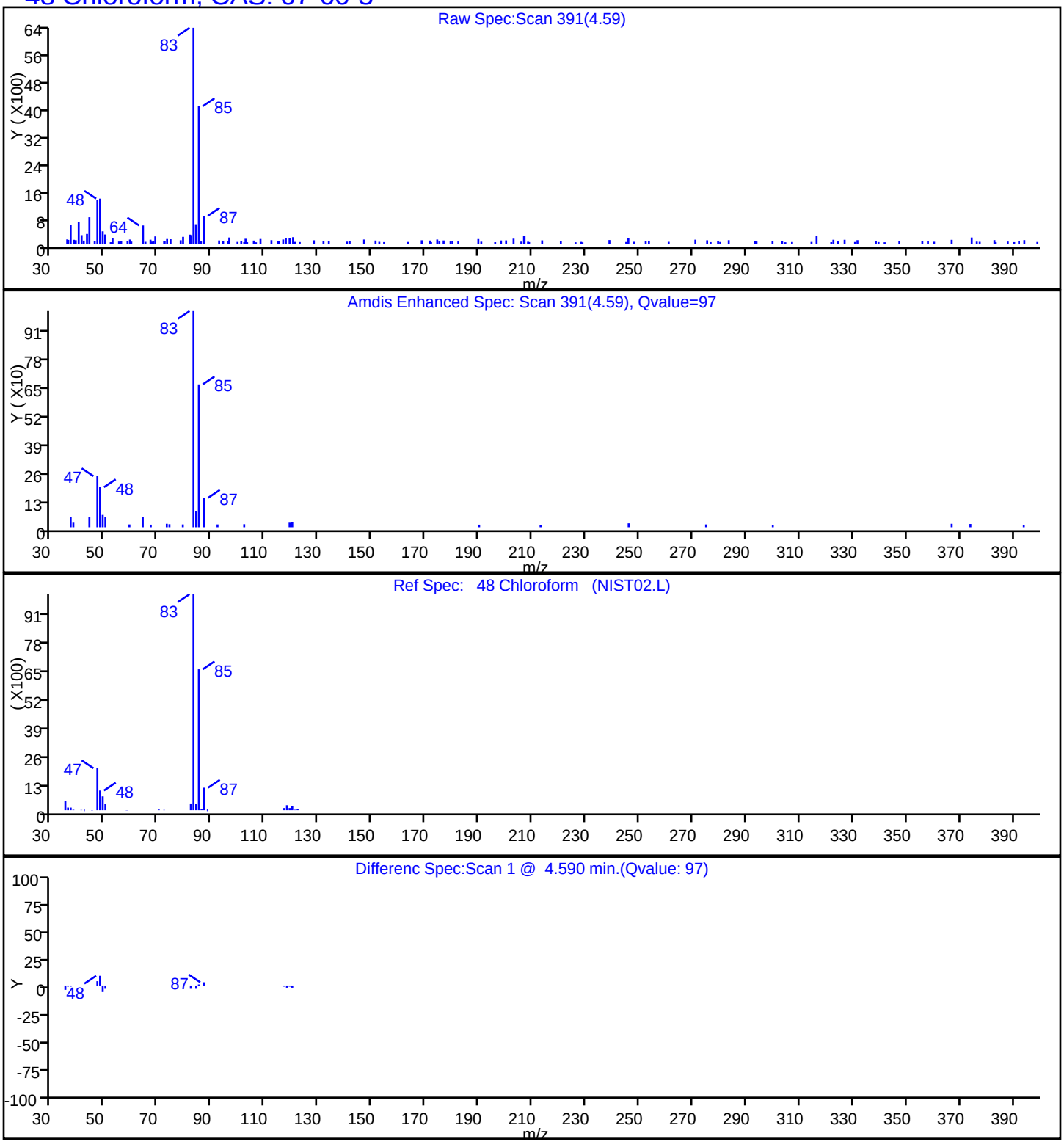

Report Date: 12-Mar-2018 18:14:26 Chrom Revision: 2.2 08-Feb-2018 13:38:42

TestAmerica Edison

Data File: \\ChromNA\Edison\ChromData\CVOAMS6\20180309-68582.b\F60637.D

Injection Date:	10-Mar-2018 07:22:30	Instrument ID:	CVOAMS6
Lims ID:	460-151079-A-48	Lab Sample ID:	460-151079-48
Client ID:	DUP-02		
Operator ID:		ALS Bottle#:	23 Worklist Smp#: 24
Purge Vol:	5.000 mL	Dil. Factor:	1.0000
Method:	8260624W6	Limit Group:	VOA - 8260C DKQP Water and Solid
Column:	Rtx-624 (0.25 mm)	Detector	MS SCAN

27 Methylene Chloride, CAS: 75-09-2

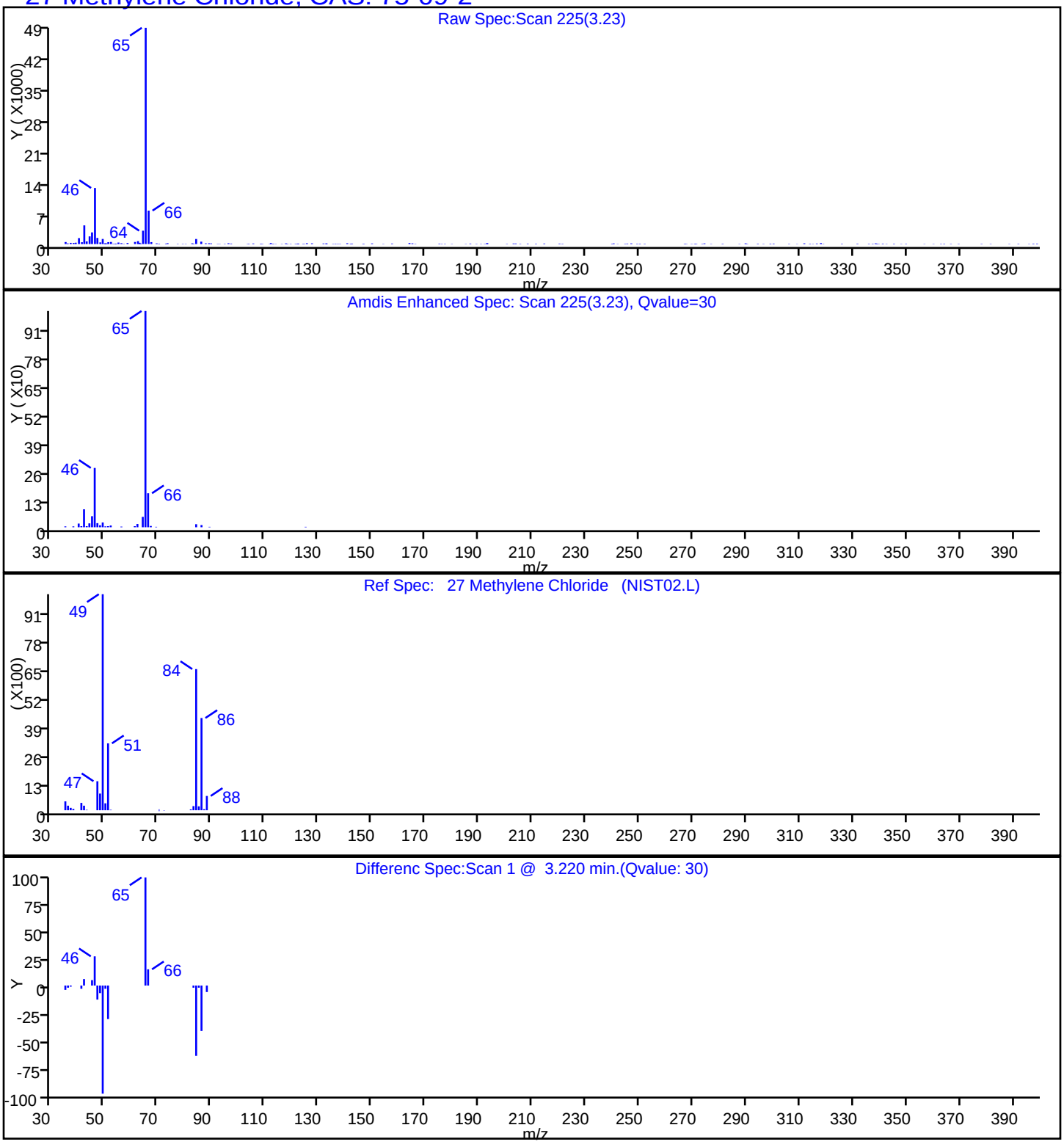

Report Date: 12-Mar-2018 18:14:26 Chrom Revision: 2.2 08-Feb-2018 13:38:42

TestAmerica Edison

Data File: \\ChromNA\Edison\ChromData\CVOAMS6\20180309-68582.b\F60637.D

Injection Date:	10-Mar-2018 07:22:30	Instrument ID:	CVOAMS6		
Lims ID:	460-151079-A-48	Lab Sample ID:	460-151079-48		
Client ID:	DUP-02				
Operator ID:		ALS Bottle#:	23	Worklist Smp#:	24
Purge Vol:	5.000 mL	Dil. Factor:	1.0000		
Method:	8260624W6	Limit Group:	VOA - 8260C DKQP Water and Solid		
Column:	Rtx-624 (0.25 mm)	Detector	MS SCAN		

83 Tetrachloroethene, CAS: 127-18-4

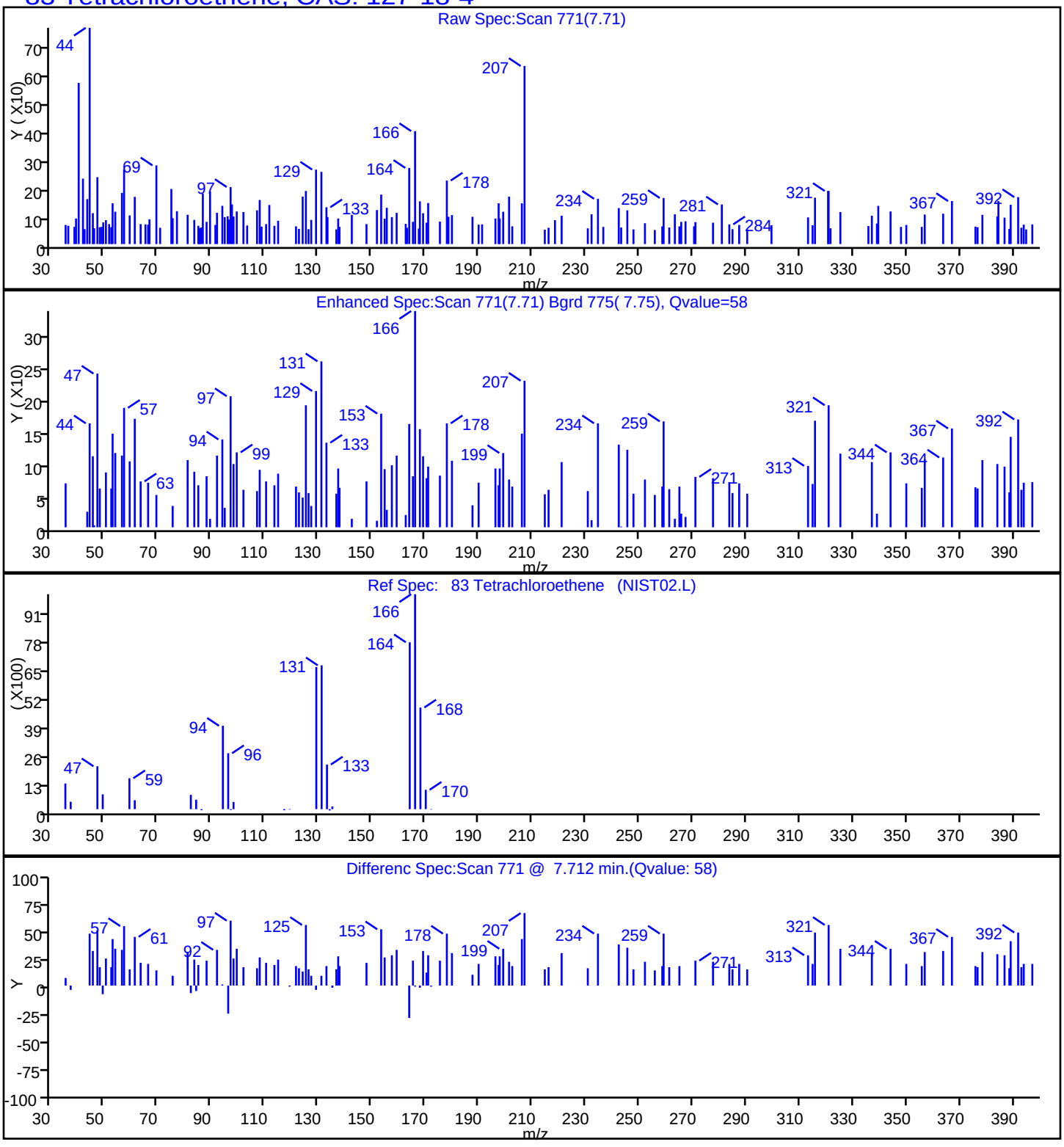

Report Date: 12-Mar-2018 18:14:26 Chrom Revision: 2.2 08-Feb-2018 13:38:42

TestAmerica Edison

Data File: \\ChromNA\Edison\ChromData\CVOAMS6\20180309-68582.b\F60637.D

Injection Date:	10-Mar-2018 07:22:30	Instrument ID:	CVOAMS6
Lims ID:	460-151079-A-48	Lab Sample ID:	460-151079-48
Client ID:	DUP-02		
Operator ID:		ALS Bottle#:	23 Worklist Smp#: 24
Purge Vol:	5.000 mL	Dil. Factor:	1.0000
Method:	8260624W6	Limit Group:	VOA - 8260C DKQP Water and Solid
Column:	Rtx-624 (0.25 mm)	Detector	MS SCAN

63 Trichloroethene, CAS: 79-01-6

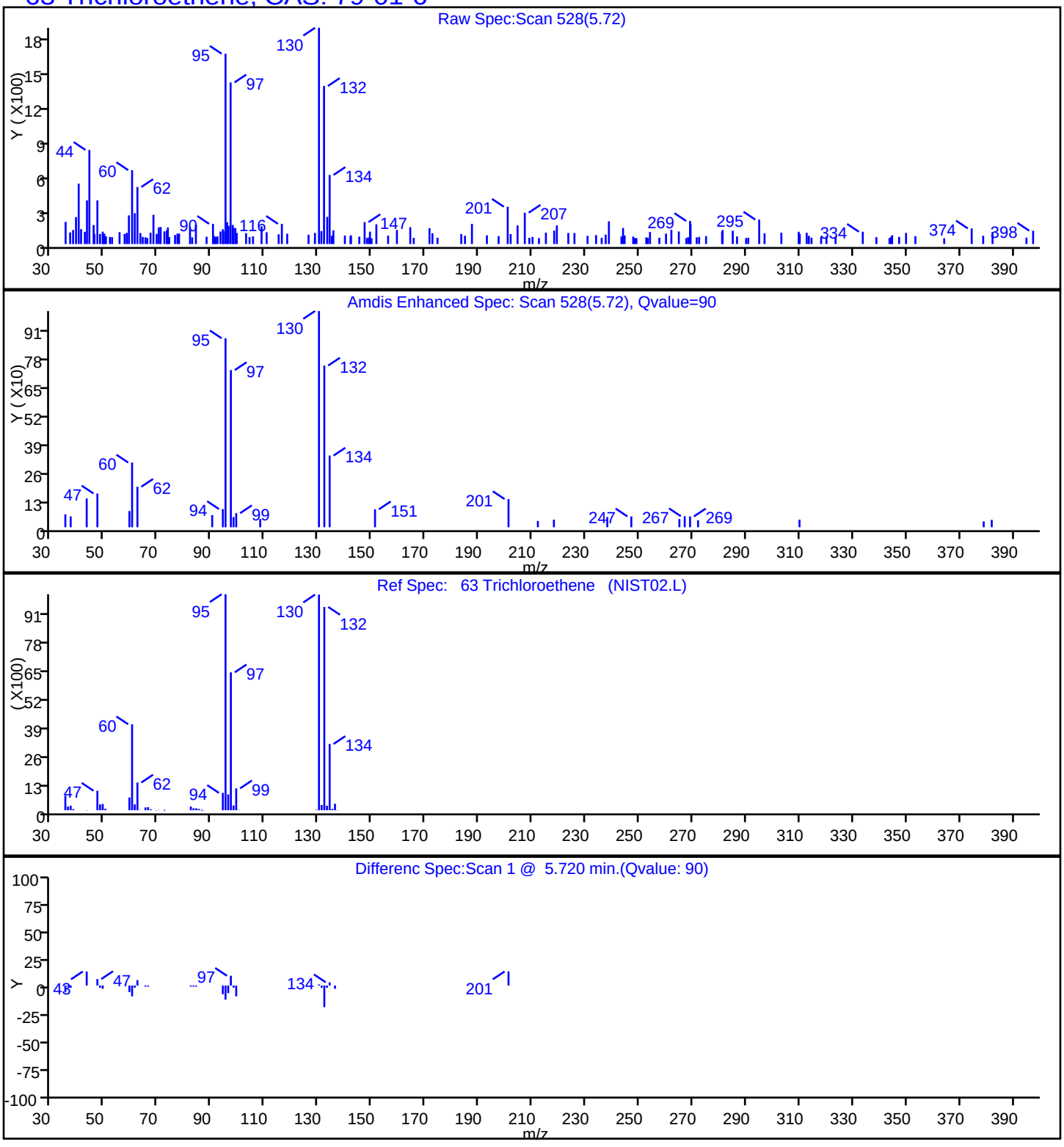

User Disabled Compound Report

TestAmerica Edison

Data File:	\\ChromNA\Edison\ChromData\CVOAMS6\20180309-68582.b\F60637.D		
Injection Date:	10-Mar-2018 07:22:30	Instrument ID:	CVOAMS6
Lims ID:	460-151079-A-48	Lab Sample ID:	460-151079-48
Client ID:	DUP-02		
Operator ID:		ALS Bottle#:	23 Worklist Smp#: 24
Purge Vol:	5.000 mL	Dil. Factor:	1.0000
Method:	8260624W6	Limit Group:	VOA - 8260C DKQP Water and Solid
Column:	Rtx-624 (0.25 mm)	Detector	MS SCAN

82 1,1,2-Trichloroethane, CAS: 79-00-5

Processing Results

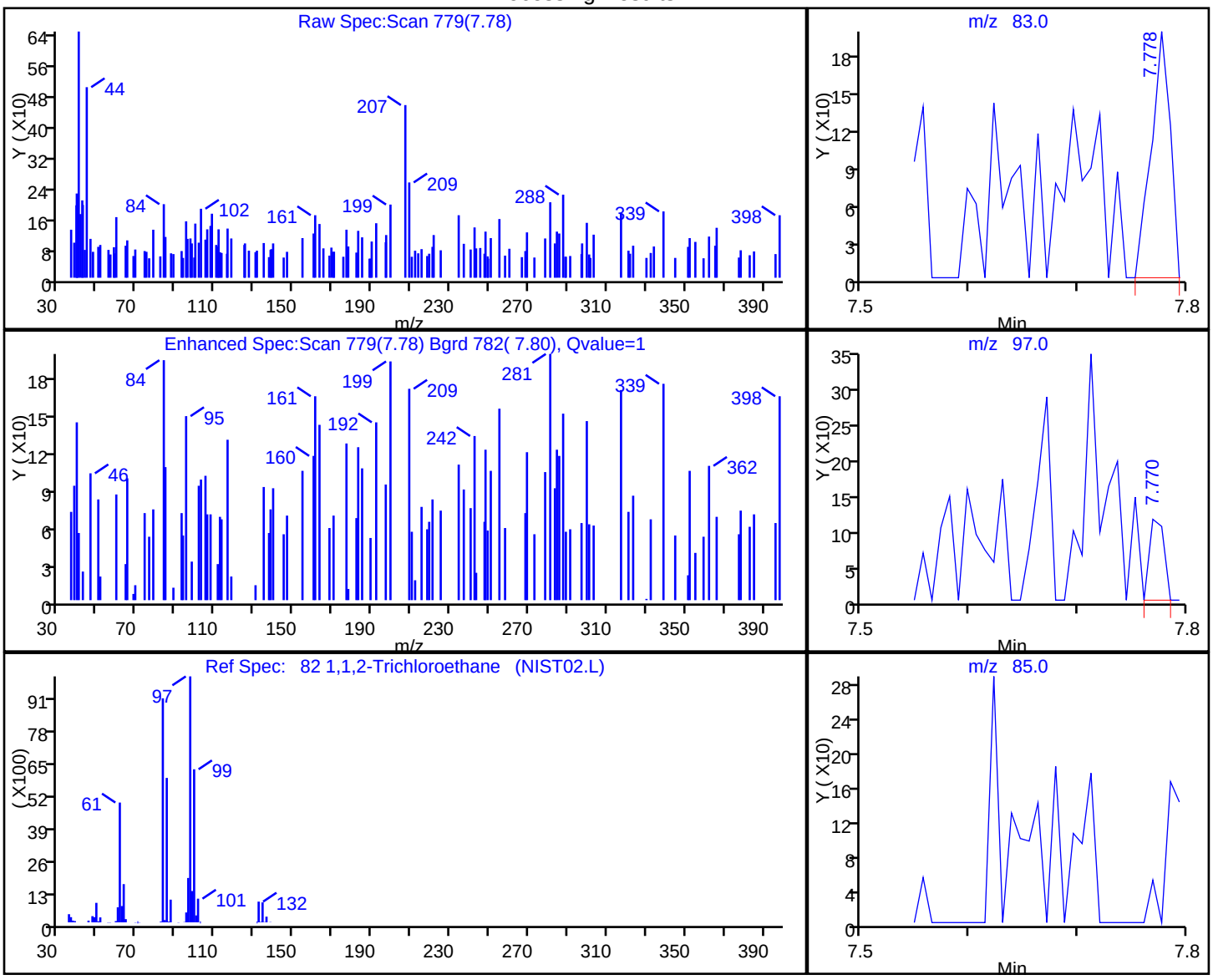

RT	Mass	Response	Amount
7.78	83.00	236	0.099340
7.77	97.00	106	
7.79	85.00	152	

Reviewer: delpolitov, 12-Mar-2018 18:14:25

Audit Action: Marked Compound Undetected Audit Reason: Invalid Compound ID

User Disabled Compound Report

TestAmerica Edison

Data File:	\\ChromNA\Edison\ChromData\CVOAMS6\20180309-68582.b\F60637.D		
Injection Date:	10-Mar-2018 07:22:30	Instrument ID:	CVOAMS6
Lims ID:	460-151079-A-48	Lab Sample ID:	460-151079-48
Client ID:	DUP-02		
Operator ID:		ALS Bottle#:	23 Worklist Smp#: 24
Purge Vol:	5.000 mL	Dil. Factor:	1.0000
Method:	8260624W6	Limit Group:	VOA - 8260C DKQP Water and Solid
Column:	Rtx-624 (0.25 mm)	Detector	MS SCAN

124 1,2-Dibromo-3-Chloropropane, CAS: 96-12-8

Processing Results

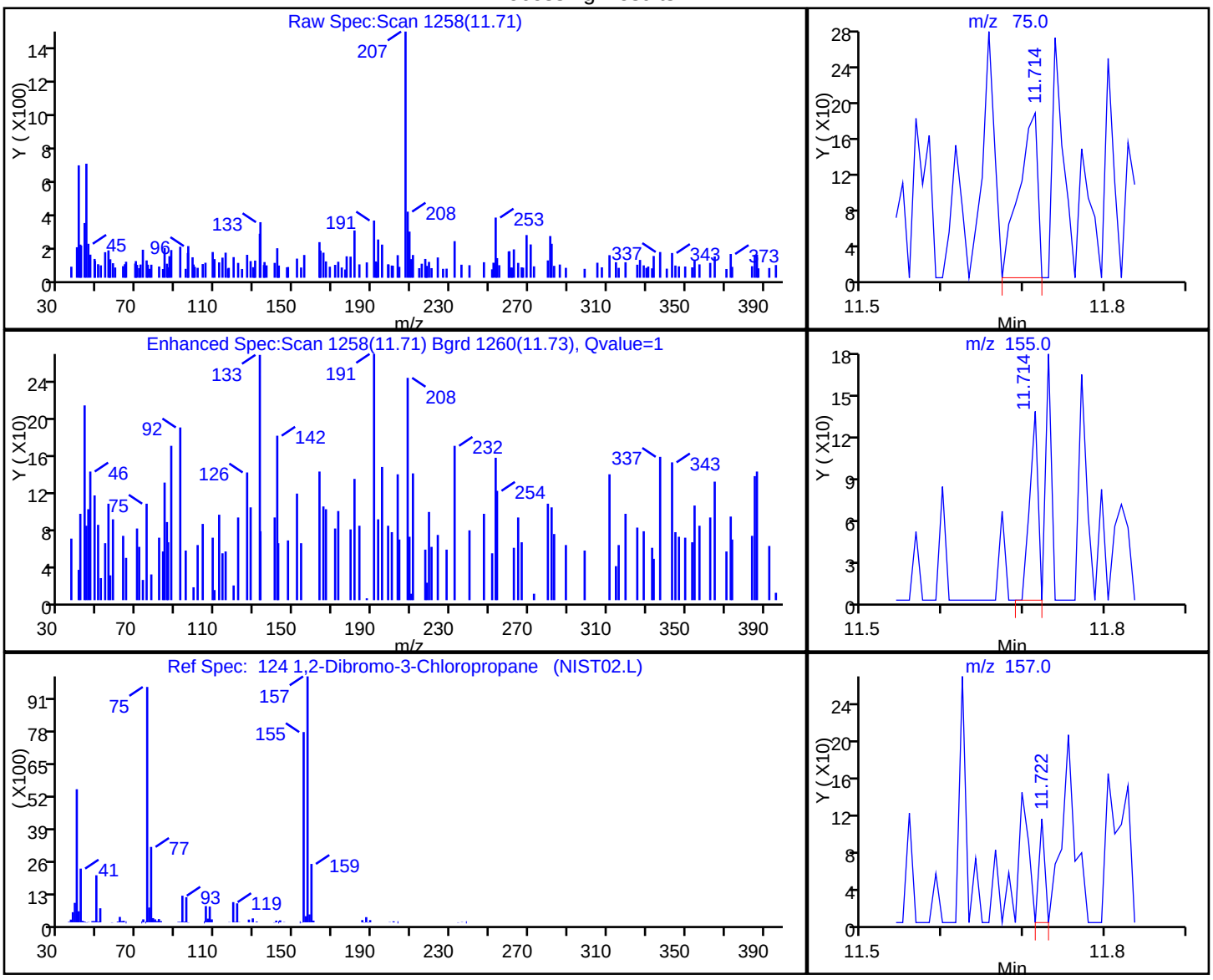

RT	Mass	Response	Amount
11.71	75.00	296	0.320350
11.71	155.00	99	
11.72	157.00	54	

Reviewer: delpolitov, 12-Mar-2018 18:14:25

Audit Action: Marked Compound Undetected Audit Reason: Invalid Compound ID

User Disabled Compound Report

TestAmerica Edison

Data File:	\\ChromNA\Edison\ChromData\CVOAMS6\20180309-68582.b\F60637.D		
Injection Date:	10-Mar-2018 07:22:30	Instrument ID:	CVOAMS6
Lims ID:	460-151079-A-48	Lab Sample ID:	460-151079-48
Client ID:	DUP-02		
Operator ID:		ALS Bottle#:	23 Worklist Smp#: 24
Purge Vol:	5.000 mL	Dil. Factor:	1.0000
Method:	8260624W6	Limit Group:	VOA - 8260C DKQP Water and Solid
Column:	Rtx-624 (0.25 mm)	Detector	MS SCAN

59 1,2-Dichloroethane, CAS: 107-06-2

Processing Results

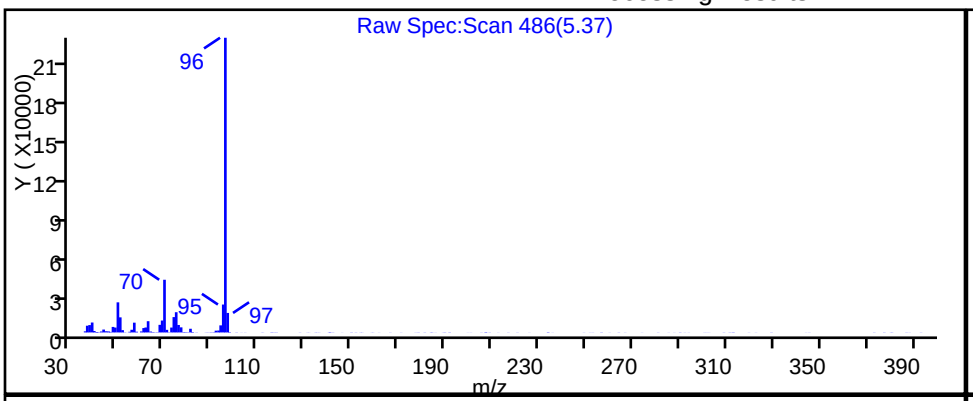

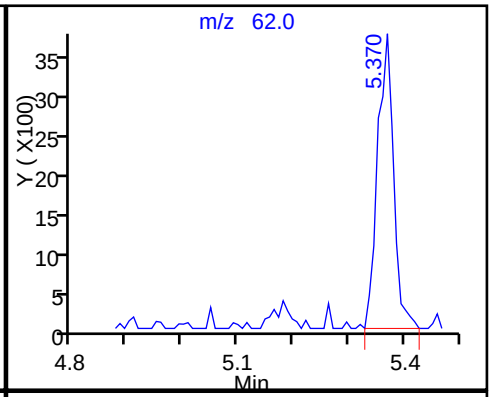

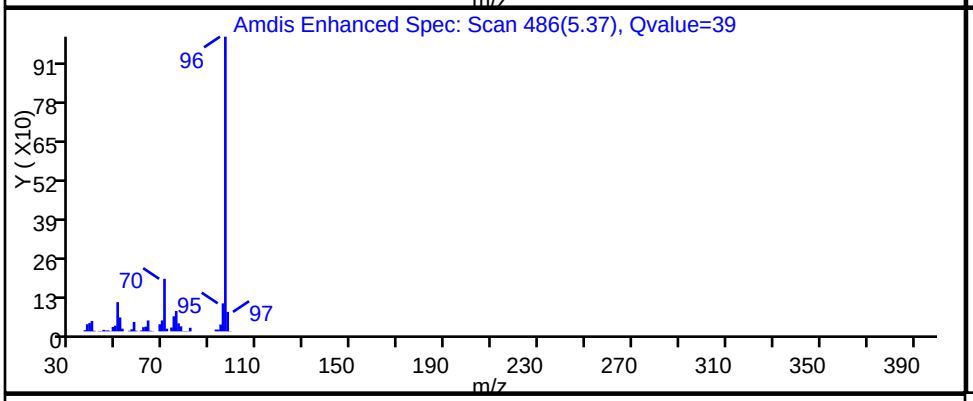

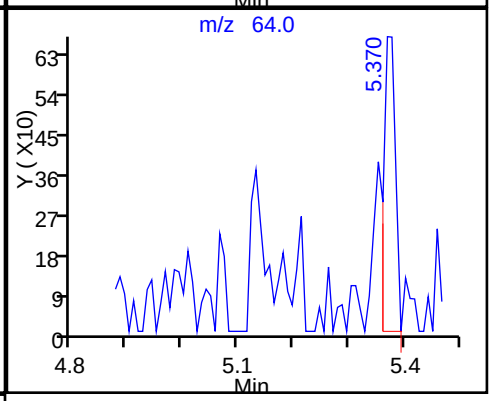

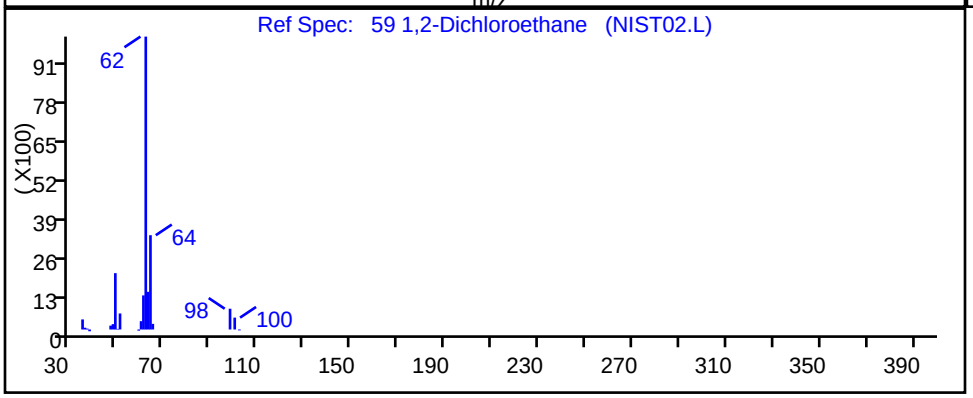

RT	Mass	Response	Amount
5.37	62.00	7634	1.853171
5.37	64.00	954	

Reviewer: delpolitov, 12-Mar-2018 18:14:25

Audit Action: Marked Compound Undetected Audit Reason: Invalid Compound ID

User Disabled Compound Report

TestAmerica Edison

Data File:	\\ChromNA\Edison\ChromData\CVOAMS6\20180309-68582.b\F60637.D		
Injection Date:	10-Mar-2018 07:22:30	Instrument ID:	CVOAMS6
Lims ID:	460-151079-A-48	Lab Sample ID:	460-151079-48
Client ID:	DUP-02		
Operator ID:		ALS Bottle#:	23 Worklist Smp#: 24
Purge Vol:	5.000 mL	Dil. Factor:	1.0000
Method:	8260624W6	Limit Group:	VOA - 8260C DKQP Water and Solid
Column:	Rtx-624 (0.25 mm)	Detector	MS SCAN

41 2-Butanone (MEK), CAS: 78-93-3

Processing Results

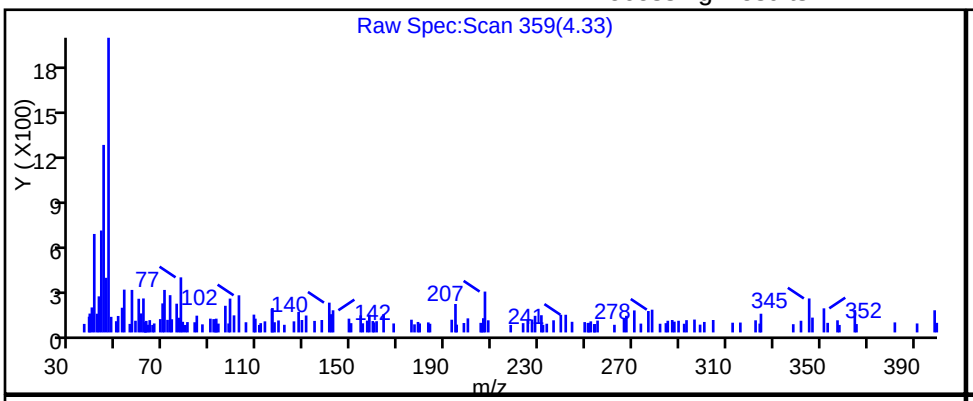

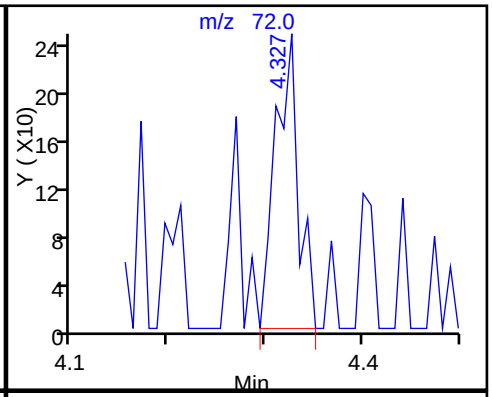

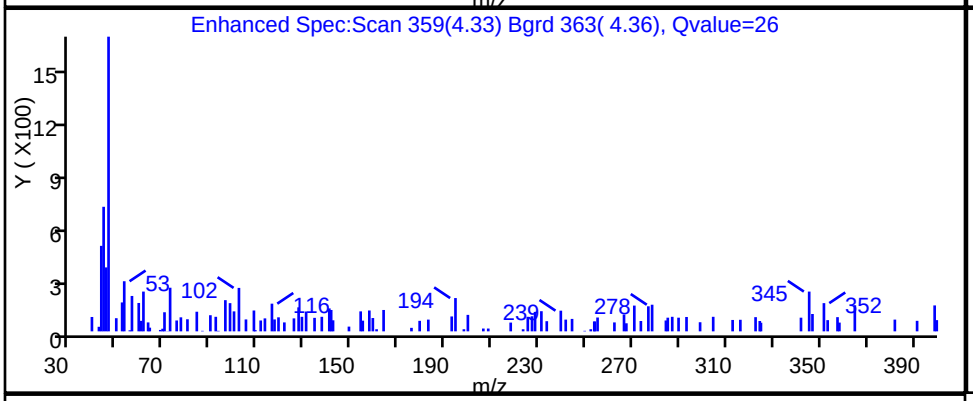

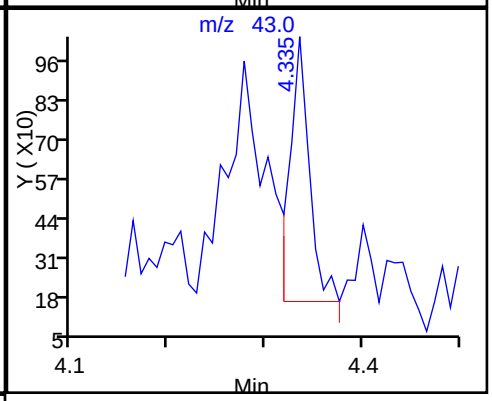

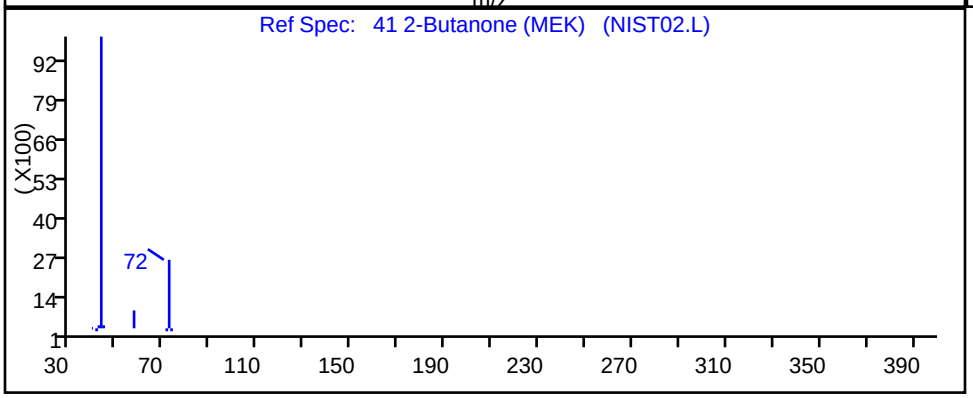

RT	Mass	Response	Amount
4.33	72.00	409	3.267004
4.34	43.00	1235	

Reviewer: delpolitov, 12-Mar-2018 18:14:25

Audit Action: Marked Compound Undetected Audit Reason: Invalid Compound ID

User Disabled Compound Report

TestAmerica Edison

Data File:	\\ChromNA\Edison\ChromData\CVOAMS6\20180309-68582.b\F60637.D		
Injection Date:	10-Mar-2018 07:22:30	Instrument ID:	CVOAMS6
Lims ID:	460-151079-A-48	Lab Sample ID:	460-151079-48
Client ID:	DUP-02		
Operator ID:		ALS Bottle#:	23 Worklist Smp#: 24
Purge Vol:	5.000 mL	Dil. Factor:	1.0000
Method:	8260624W6	Limit Group:	VOA - 8260C DKQP Water and Solid
Column:	Rtx-624 (0.25 mm)	Detector	MS SCAN

77 4-Methyl-2-pentanone (MIBK), CAS: 108-10-1

Processing Results

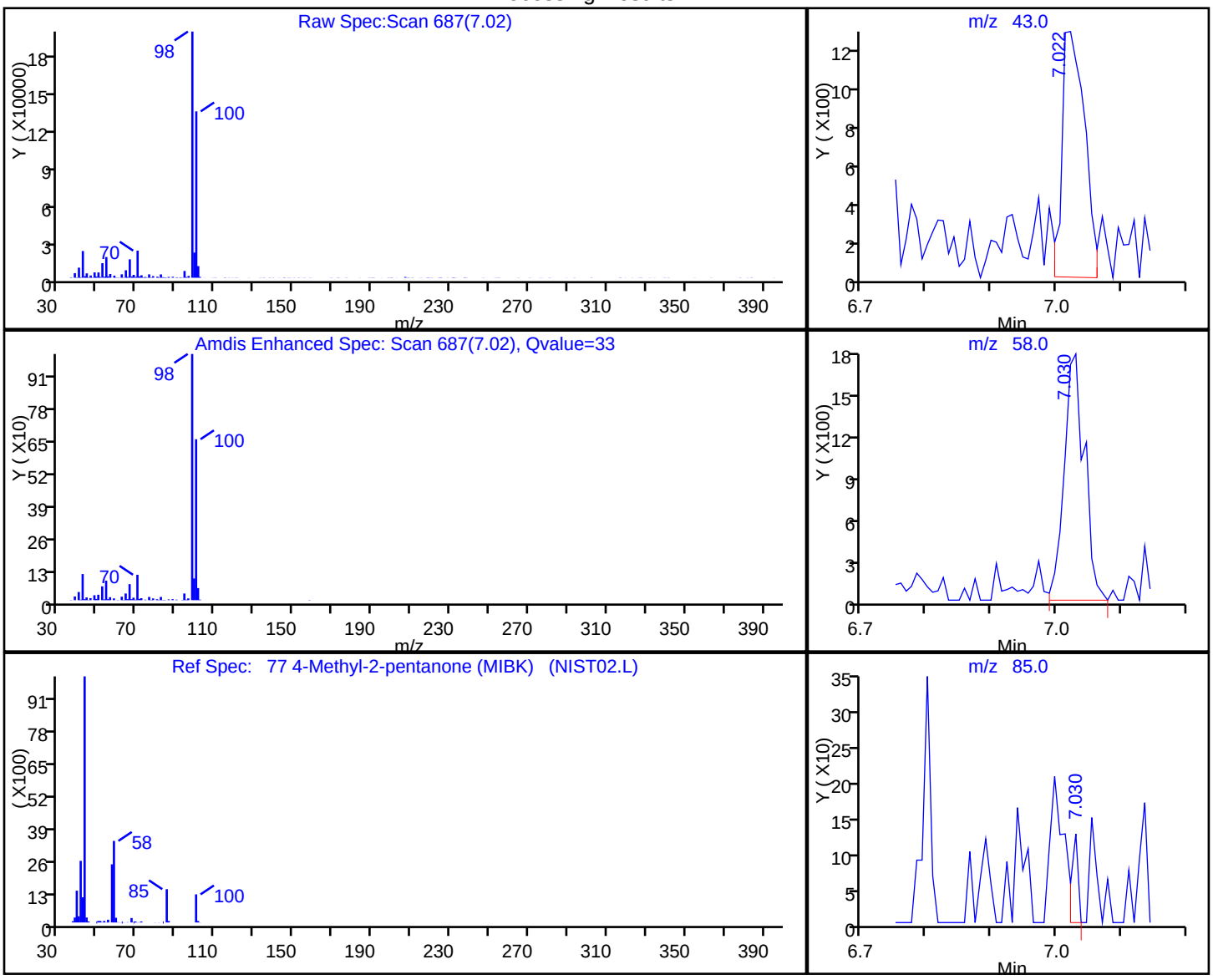

RT	Mass	Response	Amount
7.02	43.00	3015	1.360039
7.03	58.00	3875	
7.03	85.00	89	
7.03	100.00	312213	

Reviewer: delpolitov, 12-Mar-2018 18:14:25

Audit Action: Marked Compound Undetected Audit Reason: Invalid Compound ID

User Disabled Compound Report

TestAmerica Edison

Data File:	\\ChromNA\Edison\ChromData\CVOAMS6\20180309-68582.b\F60637.D		
Injection Date:	10-Mar-2018 07:22:30	Instrument ID:	CVOAMS6
Lims ID:	460-151079-A-48	Lab Sample ID:	460-151079-48
Client ID:	DUP-02		
Operator ID:		ALS Bottle#:	23 Worklist Smp#: 24
Purge Vol:	5.000 mL	Dil. Factor:	1.0000
Method:	8260624W6	Limit Group:	VOA - 8260C DKQP Water and Solid
Column:	Rtx-624 (0.25 mm)	Detector	MS SCAN

98 Bromoform, CAS: 75-25-2

Processing Results

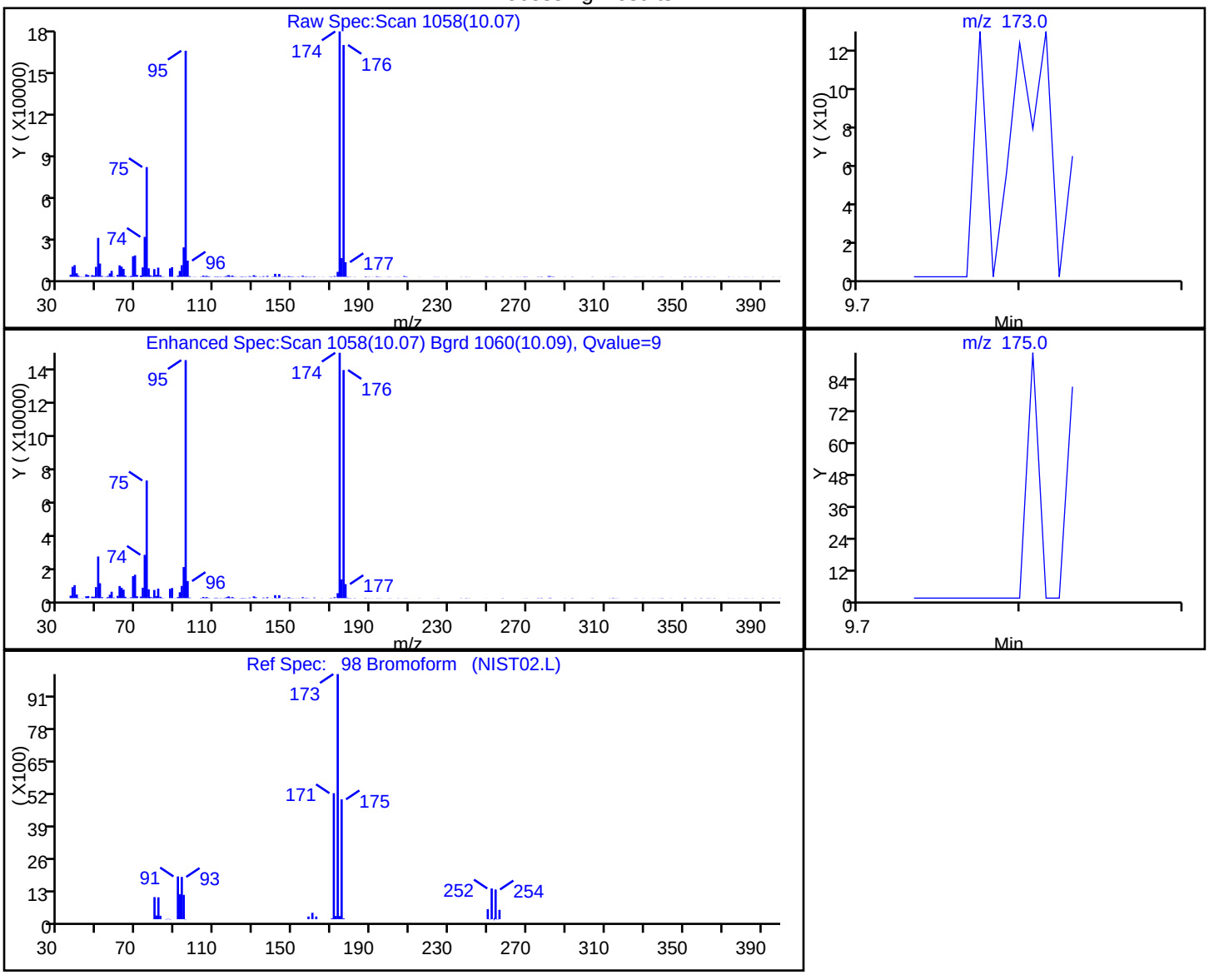

RT	Mass	Response	Amount
10.07	173.00	1705	0.670962
10.07	175.00	18124	

Reviewer: delpolitov, 12-Mar-2018 18:14:25

Audit Action: Marked Compound Undetected Audit Reason: Invalid Compound ID

User Disabled Compound Report

TestAmerica Edison

Data File:	\\ChromNA\Edison\ChromData\CVOAMS6\20180309-68582.b\F60637.D		
Injection Date:	10-Mar-2018 07:22:30	Instrument ID:	CVOAMS6
Lims ID:	460-151079-A-48	Lab Sample ID:	460-151079-48
Client ID:	DUP-02		
Operator ID:		ALS Bottle#:	23 Worklist Smp#: 24
Purge Vol:	5.000 mL	Dil. Factor:	1.0000
Method:	8260624W6	Limit Group:	VOA - 8260C DKQP Water and Solid
Column:	Rtx-624 (0.25 mm)	Detector	MS SCAN

6 Bromomethane, CAS: 74-83-9

Processing Results

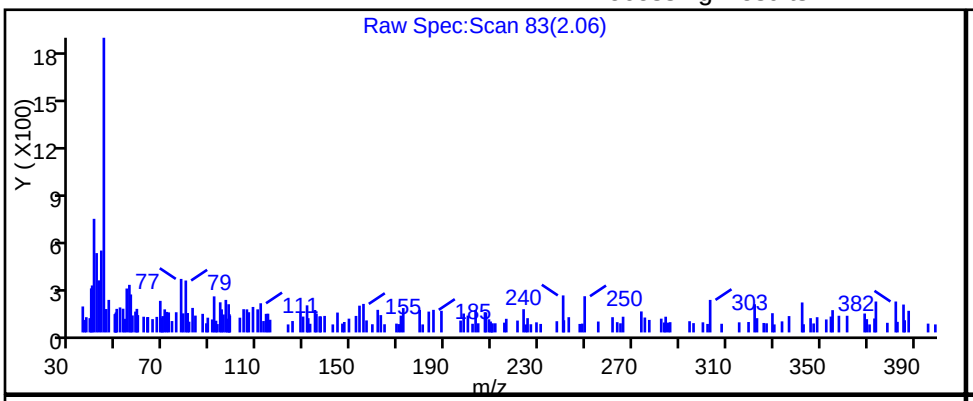

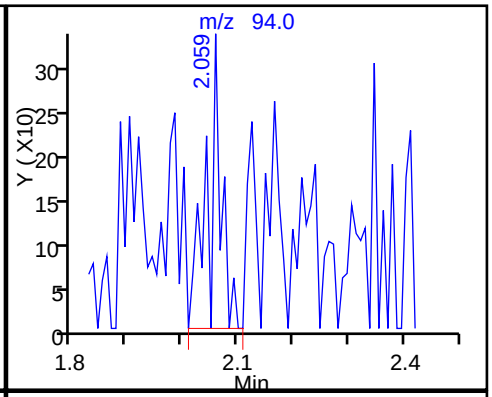

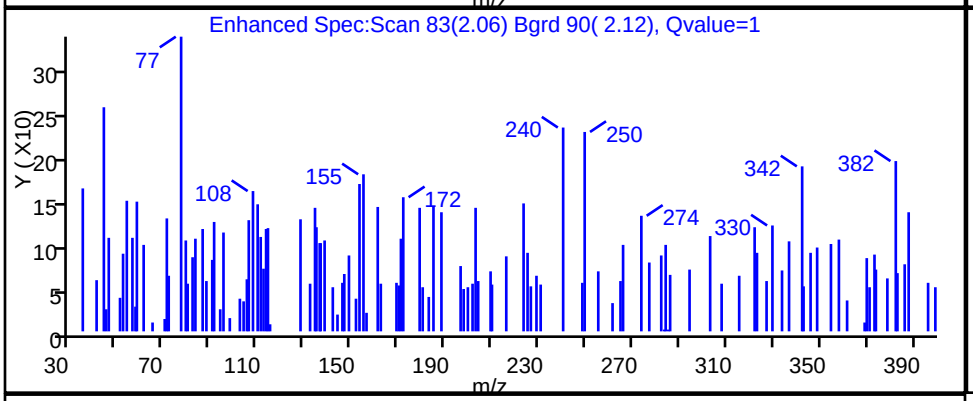

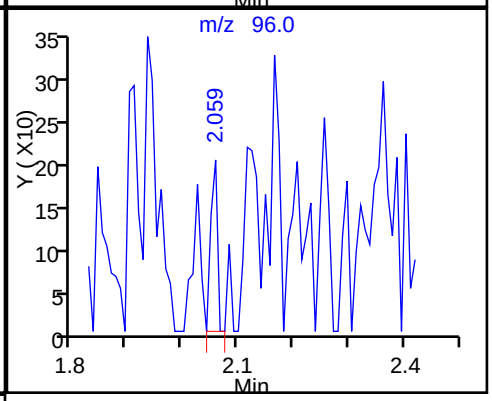

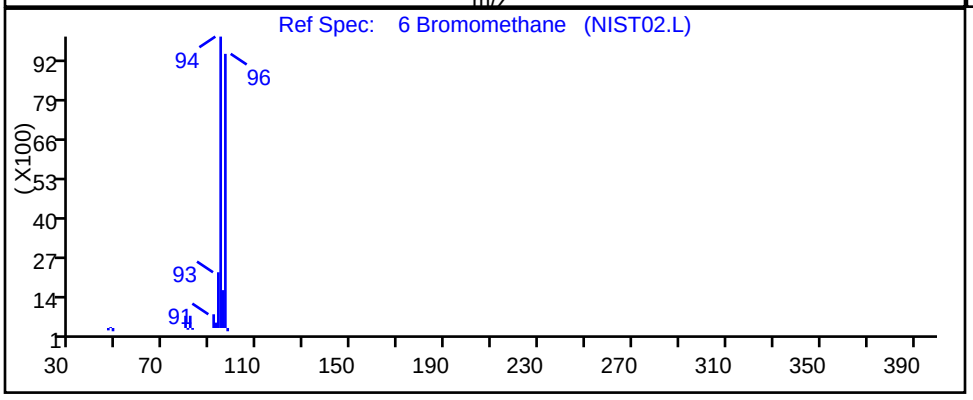

RT	Mass	Response	Amount
2.06	94.00	561	0.239053
2.06	96.00	169	

Reviewer: delpolitov, 12-Mar-2018 18:14:25

Audit Action: Marked Compound Undetected Audit Reason: Invalid Compound ID

User Disabled Compound Report

TestAmerica Edison

Data File:	\\ChromNA\Edison\ChromData\CVOAMS6\20180309-68582.b\F60637.D		
Injection Date:	10-Mar-2018 07:22:30	Instrument ID:	CVOAMS6
Lims ID:	460-151079-A-48	Lab Sample ID:	460-151079-48
Client ID:	DUP-02		
Operator ID:		ALS Bottle#:	23 Worklist Smp#: 24
Purge Vol:	5.000 mL	Dil. Factor:	1.0000
Method:	8260624W6	Limit Group:	VOA - 8260C DKQP Water and Solid
Column:	Rtx-624 (0.25 mm)	Detector	MS SCAN

2 Dichlorodifluoromethane, CAS: 75-71-8

Processing Results

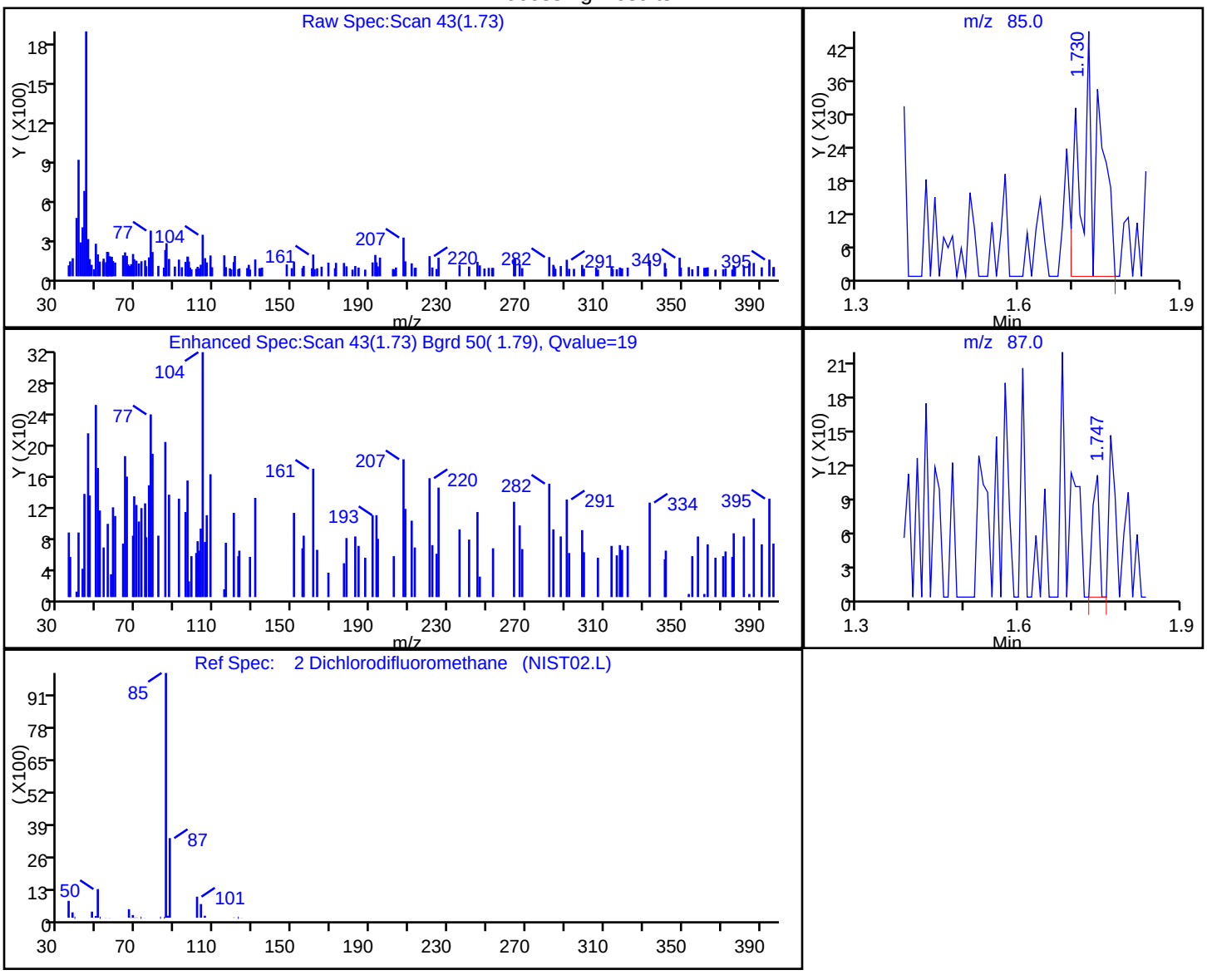

RT	Mass	Response	Amount
1.73	85.00	970	0.187752
1.75	87.00	93	

Reviewer: delpolitov, 12-Mar-2018 18:14:25

Audit Action: Marked Compound Undetected Audit Reason: Invalid Compound ID

User Disabled Compound Report

TestAmerica Edison

Data File:	\\ChromNA\Edison\ChromData\CVOAMS6\20180309-68582.b\F60637.D		
Injection Date:	10-Mar-2018 07:22:30	Instrument ID:	CVOAMS6
Lims ID:	460-151079-A-48	Lab Sample ID:	460-151079-48
Client ID:	DUP-02		
Operator ID:		ALS Bottle#:	23 Worklist Smp#: 24
Purge Vol:	5.000 mL	Dil. Factor:	1.0000
Method:	8260624W6	Limit Group:	VOA - 8260C DKQP Water and Solid
Column:	Rtx-624 (0.25 mm)	Detector	MS SCAN

4 Vinyl chloride, CAS: 75-01-4

Processing Results

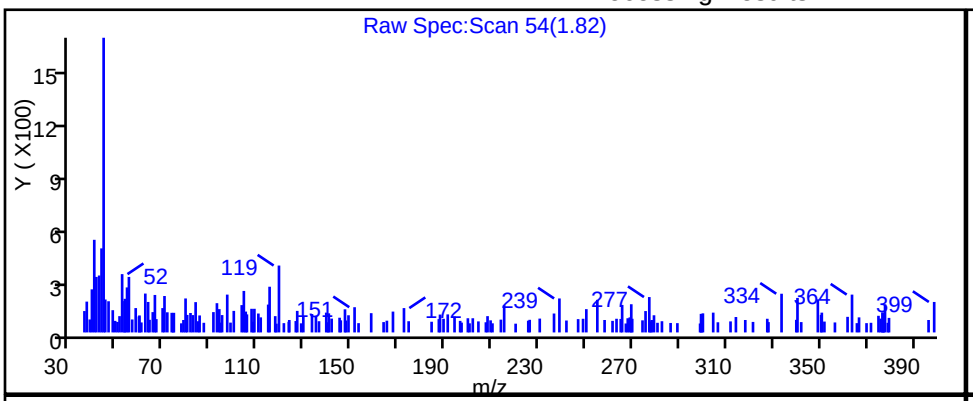

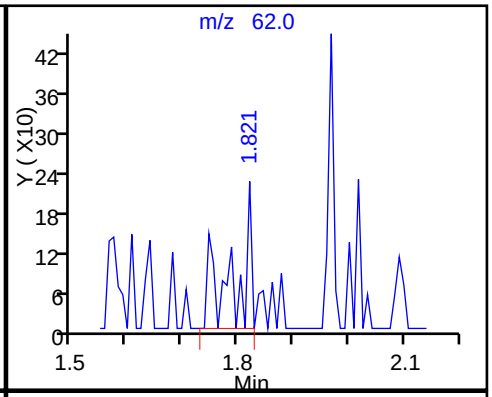

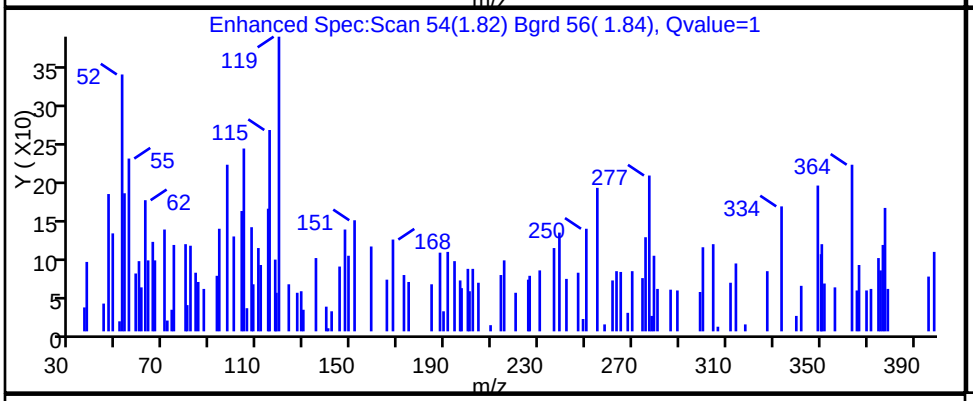

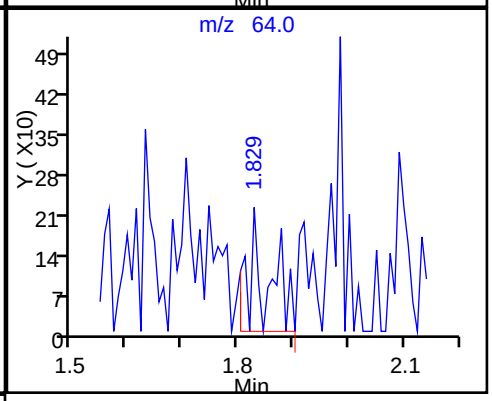

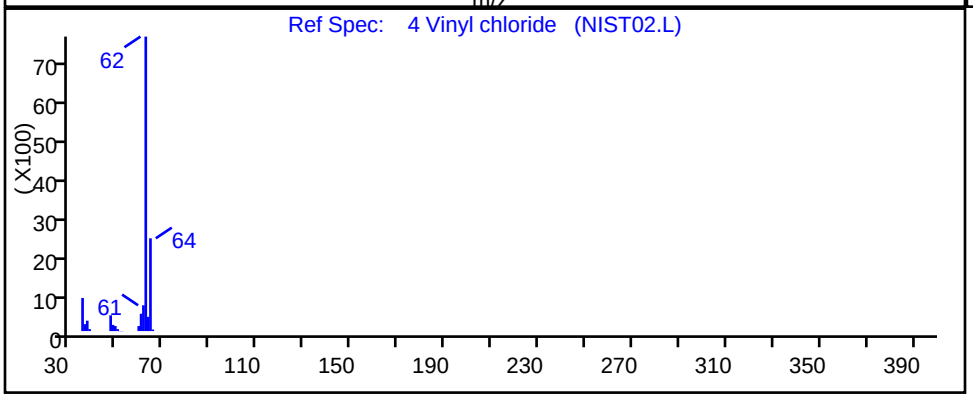

RT	Mass	Response	Amount
1.82	62.00	397	0.107391
1.83	64.00	532	

Reviewer: delpolitov, 12-Mar-2018 18:14:25

Audit Action: Marked Compound Undetected Audit Reason: Invalid Compound ID

FORM I
GC/MS VOA ORGANICS ANALYSIS DATA SHEET

Lab Name: TestAmerica Edison | Job No.: 460-151079-1

SDG No.:

Client Sample ID: DUP-03 | Lab Sample ID: 460-151079-49

Matrix: Water | Lab File ID: F60638.D

Analysis Method: 8260C | Date Collected: 02/27/2018 00:00

Sample wt/vol: 5(mL) | Date Analyzed: 03/10/2018 07:45

Soil Aliquot Vol: | Dilution Factor: 1

Soil Extract Vol.: | GC Column: Rtx-624 ID: 0.25(mm)

% Moisture: | Level: (low/med) Low

Analysis Batch No.: 502566 | Units: ug/L

CAS NO.	COMPOUND NAME	RESULT	Q	RL	MDL
71-55-6	1,1,1-Trichloroethane	0.28	U	1.0	0.28
79-34-5	1,1,2,2-Tetrachloroethane	0.19	U	1.0	0.19
79-00-5	1,1,2-Trichloroethane	0.080	U	1.0	0.080
75-34-3	1,1-Dichloroethane	0.24	U	1.0	0.24
75-35-4	1,1-Dichloroethene	0.34	U	1.0	0.34
87-61-6	1,2,3-Trichlorobenzene	0.35	U	1.0	0.35
120-82-1	1,2,4-Trichlorobenzene	0.27	U	1.0	0.27
96-12-8	1,2-Dibromo-3-Chloropropane	0.23	U	1.0	0.23
106-93-4	1,2-Dibromoethane	0.19	U	1.0	0.19
95-50-1	1,2-Dichlorobenzene	0.22	U	1.0	0.22
107-06-2	1,2-Dichloroethane	0.25	U	1.0	0.25
78-87-5	1,2-Dichloropropane	0.18	U	1.0	0.18
541-73-1	1,3-Dichlorobenzene	0.33	U	1.0	0.33
106-46-7	1,4-Dichlorobenzene	0.33	U	1.0	0.33
123-91-1	1,4-Dioxane	8.7	U *	50	8.7
78-93-3	2-Butanone	2.2	U	5.0	2.2
591-78-6	2-Hexanone	0.72	U	5.0	0.72
108-10-1	4-Methyl-2-pentanone	0.63	U	5.0	0.63
67-64-1	Acetone	1.1	U	5.0	1.1
71-43-2	Benzene	0.090	U	1.0	0.090
74-97-5	Bromochloromethane	0.30	U	1.0	0.30
75-27-4	Bromodichloromethane	0.15	U	1.0	0.15
75-25-2	Bromoform	0.18	U	1.0	0.18
74-83-9	Bromomethane	0.18	U	1.0	0.18
75-15-0	Carbon disulfide	0.22	U	1.0	0.22
56-23-5	Carbon tetrachloride	0.33	U	1.0	0.33
108-90-7	Chlorobenzene	0.24	U	1.0	0.24
75-00-3	Chloroethane	0.37	U	1.0	0.37
67-66-3	Chloroform	0.50	J	1.0	0.22
74-87-3	Chloromethane	0.22	U	1.0	0.22
156-59-2	cis-1,2-Dichloroethene	0.26	U	1.0	0.26
10061-01-5	cis-1,3-Dichloropropene	0.16	U	1.0	0.16
110-82-7	Cyclohexane	0.26	U	1.0	0.26
124-48-1	Dibromochloromethane	0.22	U	1.0	0.22
75-71-8	Dichlorodifluoromethane	0.14	U	1.0	0.14
100-41-4	Ethylbenzene	0.30	U	1.0	0.30

FORM I
GC/MS VOA ORGANICS ANALYSIS DATA SHEET

Lab Name: TestAmerica Edison | Job No.: 460-151079-1

SDG No.:

Client Sample ID: DUP-03 | Lab Sample ID: 460-151079-49

Matrix: Water | Lab File ID: F60638.D

Analysis Method: 8260C | Date Collected: 02/27/2018 00:00

Sample wt/vol: 5(mL) | Date Analyzed: 03/10/2018 07:45

Soil Aliquot Vol: | Dilution Factor: 1

Soil Extract Vol.: | GC Column: Rtx-624 ID: 0.25(mm)

% Moisture: | Level: (low/med) Low

Analysis Batch No.: 502566 | Units: ug/L

CAS NO.	COMPOUND NAME	RESULT	Q	RL	MDL
76-13-1	Freon TF	0.34	U	1.0	0.34
98-82-8	Isopropylbenzene	0.32	U	1.0	0.32
179601-23-1	m&p-Xylene	0.28	U	1.0	0.28
79-20-9	Methyl acetate	0.58	U	5.0	0.58
108-87-2	Methylcyclohexane	0.22	U	1.0	0.22
75-09-2	Methylene Chloride	0.66	J	1.0	0.21
1634-04-4	MTBE	0.13	U	1.0	0.13
95-47-6	o-Xylene	0.32	U	1.0	0.32
100-42-5	Styrene	0.17	U	1.0	0.17
127-18-4	Tetrachloroethene	0.12	U	1.0	0.12
108-88-3	Toluene	0.25	U	1.0	0.25
156-60-5	trans-1,2-Dichloroethene	0.18	U	1.0	0.18
10061-02-6	trans-1,3-Dichloropropene	0.19	U	1.0	0.19
79-01-6	Trichloroethene	0.24	J	1.0	0.22
75-69-4	Trichlorofluoromethane	0.15	U	1.0	0.15
75-01-4	Vinyl chloride	0.060	U	1.0	0.060

CAS NO.	SURROGATE	%REC	Q	LIMITS
17060-07-0	1,2-Dichloroethane-d4 (Surr)	98		70-130
460-00-4	Bromofluorobenzene	108		70-130
1868-53-7	Dibromofluoromethane (Surr)	105		70-130
2037-26-5	Toluene-d8 (Surr)	96		70-130

FORM I
GC/MS VOA ORGANICS ANALYSIS DATA SHEET
TENTATIVELY IDENTIFIED COMPOUNDS

Lab Name: TestAmerica Edison | Job No.: 460-151079-1

SDG No.:

Client Sample ID: DUP-03 | Lab Sample ID: 460-151079-49

Matrix: Water | Lab File ID: F60638.D

Analysis Method: 8260C | Date Collected: 02/27/2018 00:00

Sample wt/vol: 5(mL) | Date Analyzed: 03/10/2018 07:45

Soil Aliquot Vol: | Dilution Factor: 1

Soil Extract Vol.: | GC Column: Rtx-624 ID: 0.25(mm)

% Moisture: | Level: (low/med) Low

Analysis Batch No.: 502566 | Units: ug/L

Number TICs Found: 0 | TIC Result Total: 0

CAS NO.	COMPOUND NAME	RT	RESULT	Q	MATCH QUALITY
	Tentatively Identified Compound		None		

FORM I-TIC 8260C

TestAmerica Edison
Target Compound Quantitation Report

Data File: \\ChromNA\Edison\ChromData\CVOAMS6\20180309-68582.b\F60638.D
Lims ID: 460-151079-A-49
Client ID: DUP-03
Sample Type: Client
Inject. Date: 10-Mar-2018 07:45:30 ALS Bottle#: 24 Worklist Smp#: 25
Purge Vol: 5.000 mL Dil. Factor: 1.0000
Sample Info: 460-151079-A-49
Misc. Info.: 460-0068582-025
Operator ID: Instrument ID: CVOAMS6

Method: \\ChromNA\Edison\ChromData\CVOAMS6\20180309-68582.b\8260624W6.m
Limit Group: VOA - 8260C DKQP Water and Solid
Last Update: 12-Mar-2018 18:14:55 Calib Date: 09-Mar-2018 04:49:30
Integrator: RTE ID Type: Deconvolution ID
Quant Method: Internal Standard Quant By: Initial Calibration
Last ICal File: \\ChromNA\Edison\ChromData\CVOAMS6\20180309-68530.b\F60575.D

Column 1 : Rtx-624 (0.25 mm) Det: MS SCAN
Process Host: XAWRK008

First Level Reviewer: moroneyc Date: 12-Mar-2018 06:56:20

Compound	Sig	RT (min.)	Exp RT (min.)	Dlt RT (min.)	Q	Response	OnCol Amt ug/l	Flags
* 26 TBA-d9 (IS)	65	3.217	3.217	0.000	0	213188	1000.0	
27 Methylene Chloride	84	3.226	3.234	-0.008	30	2288	0.6575	
* 38 2-Butanone-d5	46	4.269	4.277	-0.008	0	198819	250.0	
48 Chloroform	83	4.590	4.598	-0.008	82	2694	0.4984	
$ 51 Dibromofluoromethane (Surr	113	4.754	4.754	0.000	98	141656	52.6	
$ 56 1,2-Dichloroethane-d4 (Sur	65	5.099	5.099	0.000	0	140515	49.0	
* 61 Fluorobenzene	96	5.370	5.370	0.000	99	465329	50.0	
63 Trichloroethene	95	5.715	5.724	-0.009	46	741	0.2366	
* 67 1,4-Dioxane-d8	96	6.060	6.060	0.000	0	22870	1000.0	
$ 78 Toluene-d8 (Surr)	98	7.030	7.030	0.000	99	461035	48.2	
* 89 Chlorobenzene-d5	117	8.821	8.821	0.000	85	394201	50.0	
$ 100 4-Bromofluorobenzene	174	10.070	10.070	0.000	96	205372	54.1	
* 116 1,4-Dichlorobenzene-d4	152	10.941	10.941	0.000	93	279434	50.0	

Reagents:

VOA6IS/SURR_00009 Amount Added: 5.00 Units: uL Run Reagent

Report Date: 12-Mar-2018 18:14:56 Chrom Revision: 2.2 08-Feb-2018 13:38:42

TestAmerica Edison

Data File: \\ChromNA\Edison\ChromData\CVOAMS6\20180309-68582.b\F60638.D

Injection Date:	10-Mar-2018 07:45:30	Instrument ID:	CVOAMS6	Operator ID:	
Lims ID:	460-151079-A-49	Lab Sample ID:	460-151079-49	Worklist Smp#:	25
Client ID:	DUP-03				
Purge Vol:	5.000 mL	Dil. Factor:	1.0000	ALS Bottle#:	24
Method:	8260624W6	Limit Group:	VOA - 8260C DKQP Water and Solid		

Column: Rtx-624 (0.25 mm)

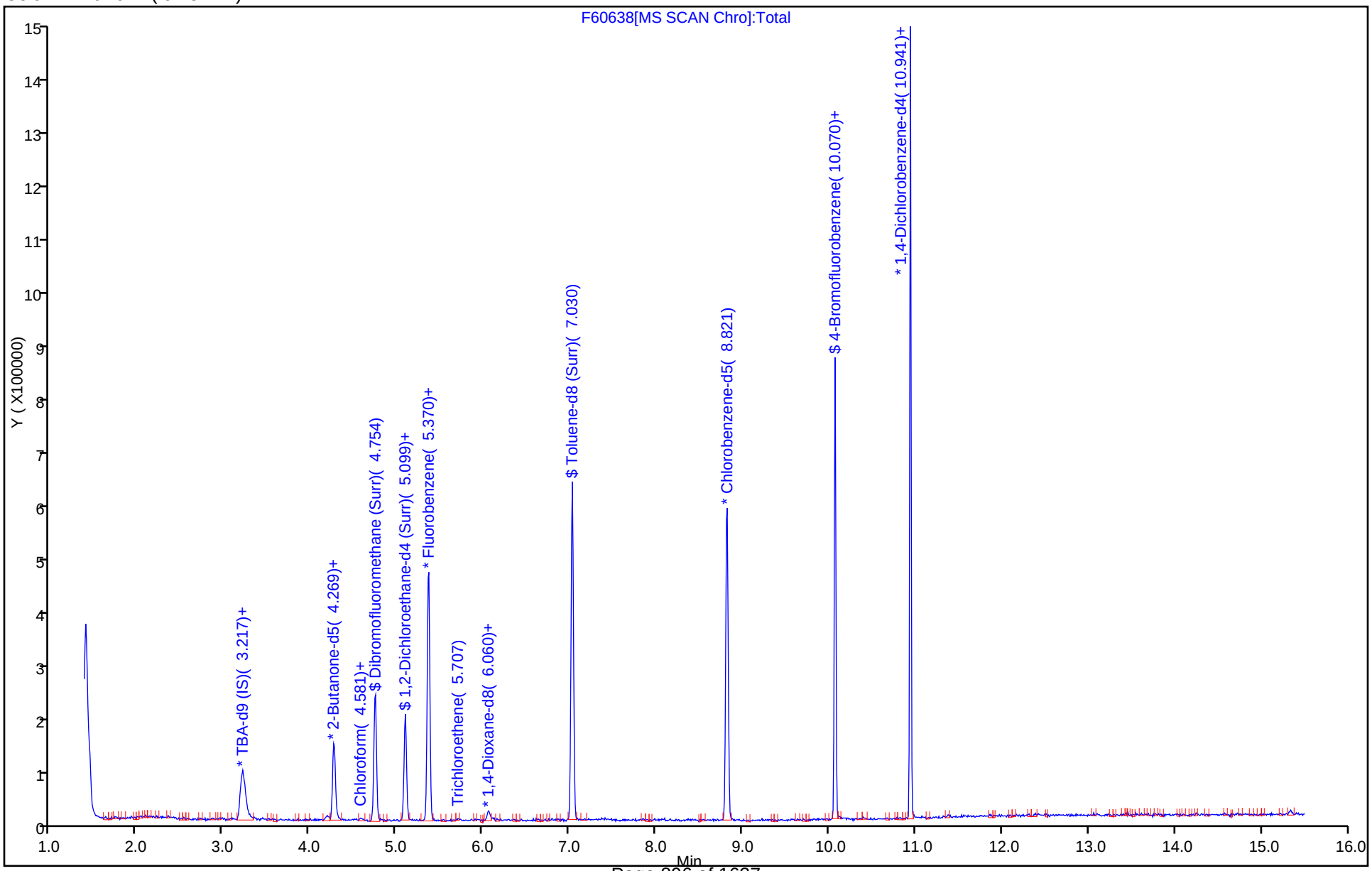

Report Date: 12-Mar-2018 18:14:57 Chrom Revision: 2.2 08-Feb-2018 13:38:42

TestAmerica Edison

Data File: \\ChromNA\Edison\ChromData\CVOAMS6\20180309-68582.b\F60638.D

Injection Date:	10-Mar-2018 07:45:30	Instrument ID:	CVOAMS6		
Lims ID:	460-151079-A-49	Lab Sample ID:	460-151079-49		
Client ID:	DUP-03				
Operator ID:		ALS Bottle#:	24	Worklist Smp#:	25
Purge Vol:	5.000 mL	Dil. Factor:	1.0000		
Method:	8260624W6	Limit Group:	VOA - 8260C DKQP Water and Solid		
Column:	Rtx-624 (0.25 mm)	Detector	MS SCAN		

48 Chloroform, CAS: 67-66-3

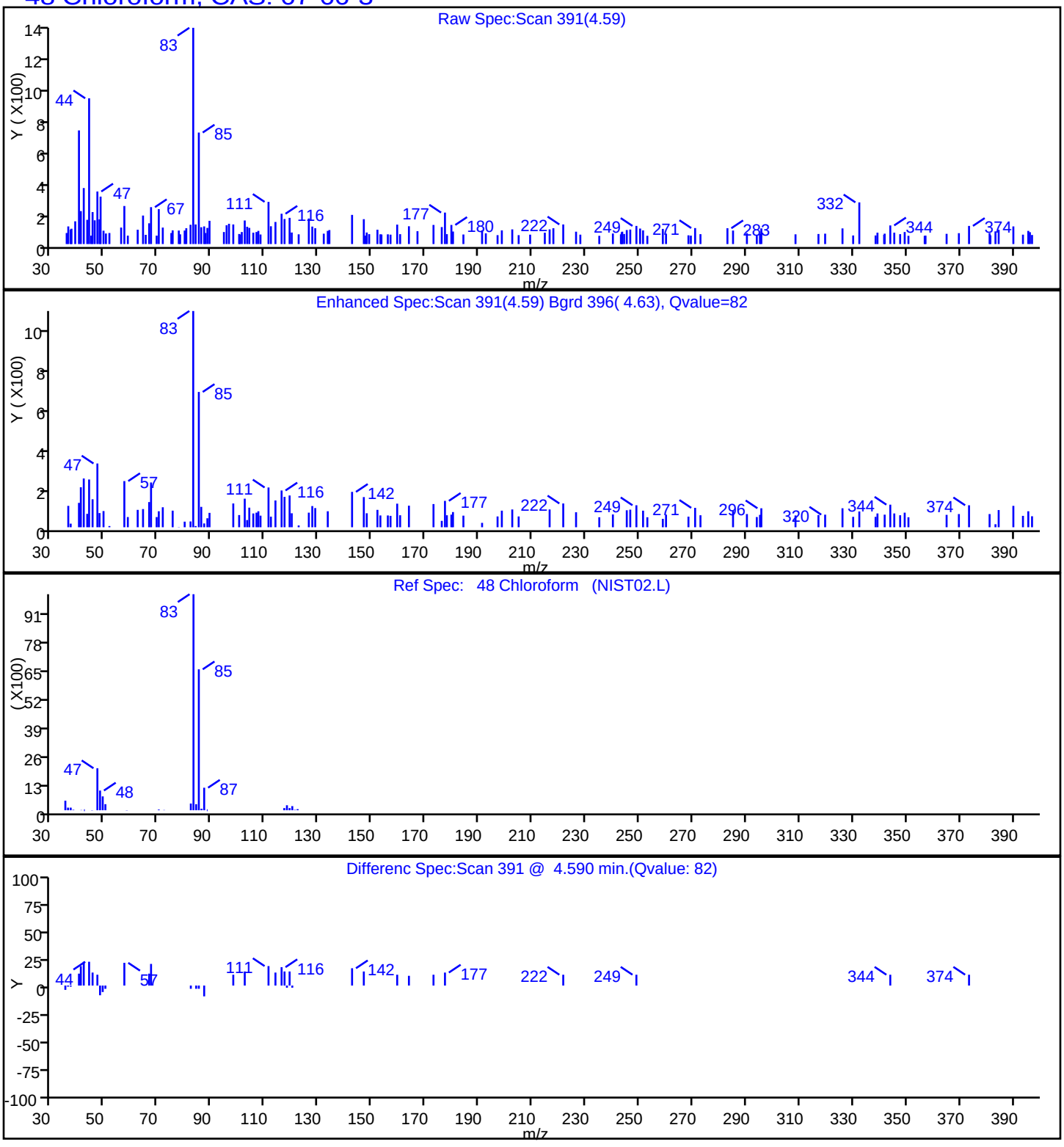

Report Date: 12-Mar-2018 18:14:57 Chrom Revision: 2.2 08-Feb-2018 13:38:42

TestAmerica Edison

Data File: \\ChromNA\Edison\ChromData\CVOAMS6\20180309-68582.b\F60638.D

Injection Date:	10-Mar-2018 07:45:30	Instrument ID:	CVOAMS6
Lims ID:	460-151079-A-49	Lab Sample ID:	460-151079-49
Client ID:	DUP-03		
Operator ID:		ALS Bottle#:	24 Worklist Smp#: 25
Purge Vol:	5.000 mL	Dil. Factor:	1.0000
Method:	8260624W6	Limit Group:	VOA - 8260C DKQP Water and Solid
Column:	Rtx-624 (0.25 mm)	Detector	MS SCAN

27 Methylene Chloride, CAS: 75-09-2

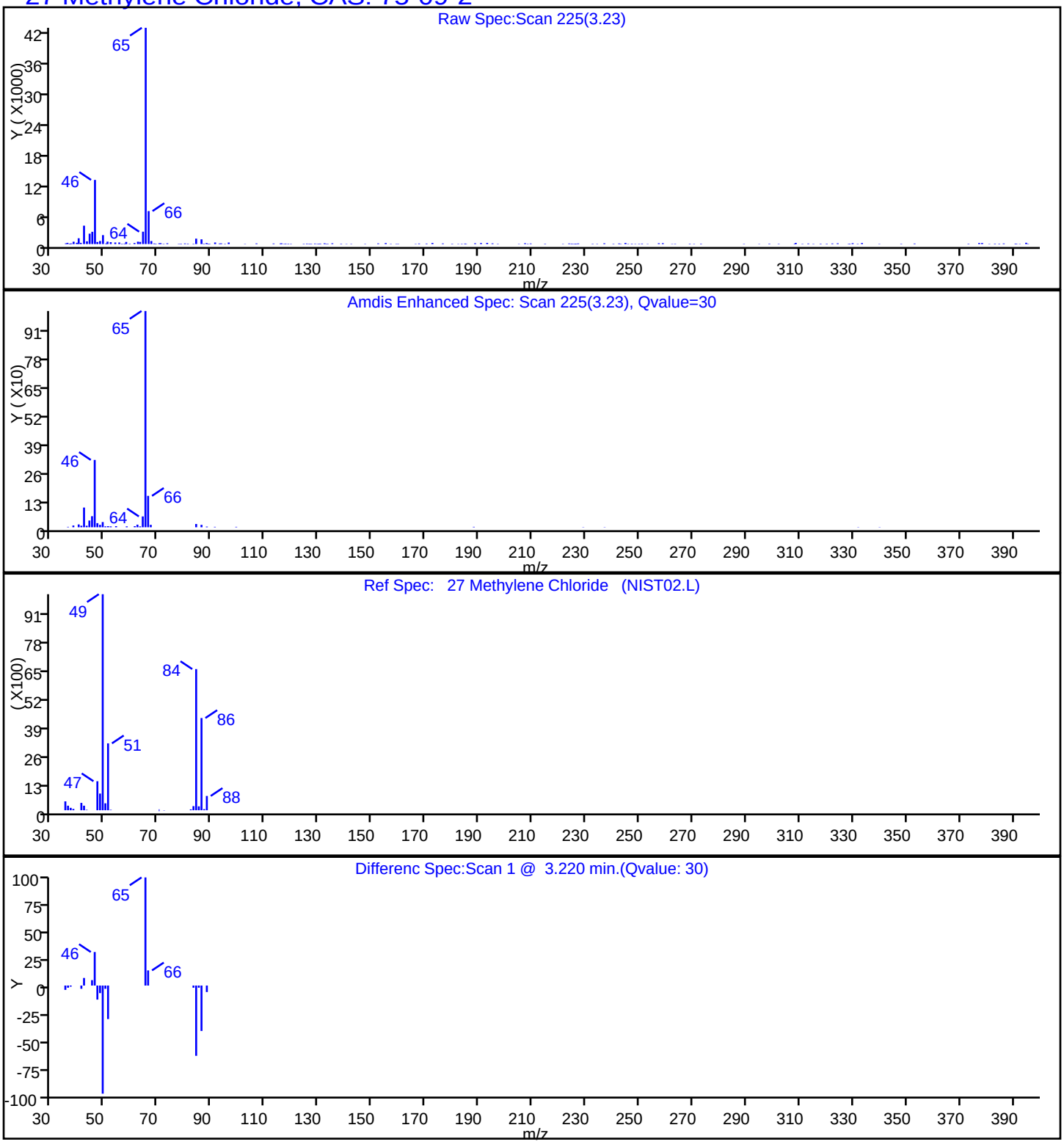

Report Date: 12-Mar-2018 18:14:57 Chrom Revision: 2.2 08-Feb-2018 13:38:42

TestAmerica Edison

Data File: \\ChromNA\Edison\ChromData\CVOAMS6\20180309-68582.b\F60638.D

Injection Date:	10-Mar-2018 07:45:30	Instrument ID:	CVOAMS6		
Lims ID:	460-151079-A-49	Lab Sample ID:	460-151079-49		
Client ID:	DUP-03				
Operator ID:		ALS Bottle#:	24	Worklist Smp#:	25
Purge Vol:	5.000 mL	Dil. Factor:	1.0000		
Method:	8260624W6	Limit Group:	VOA - 8260C DKQP Water and Solid		
Column:	Rtx-624 (0.25 mm)	Detector	MS SCAN		

63 Trichloroethene, CAS: 79-01-6

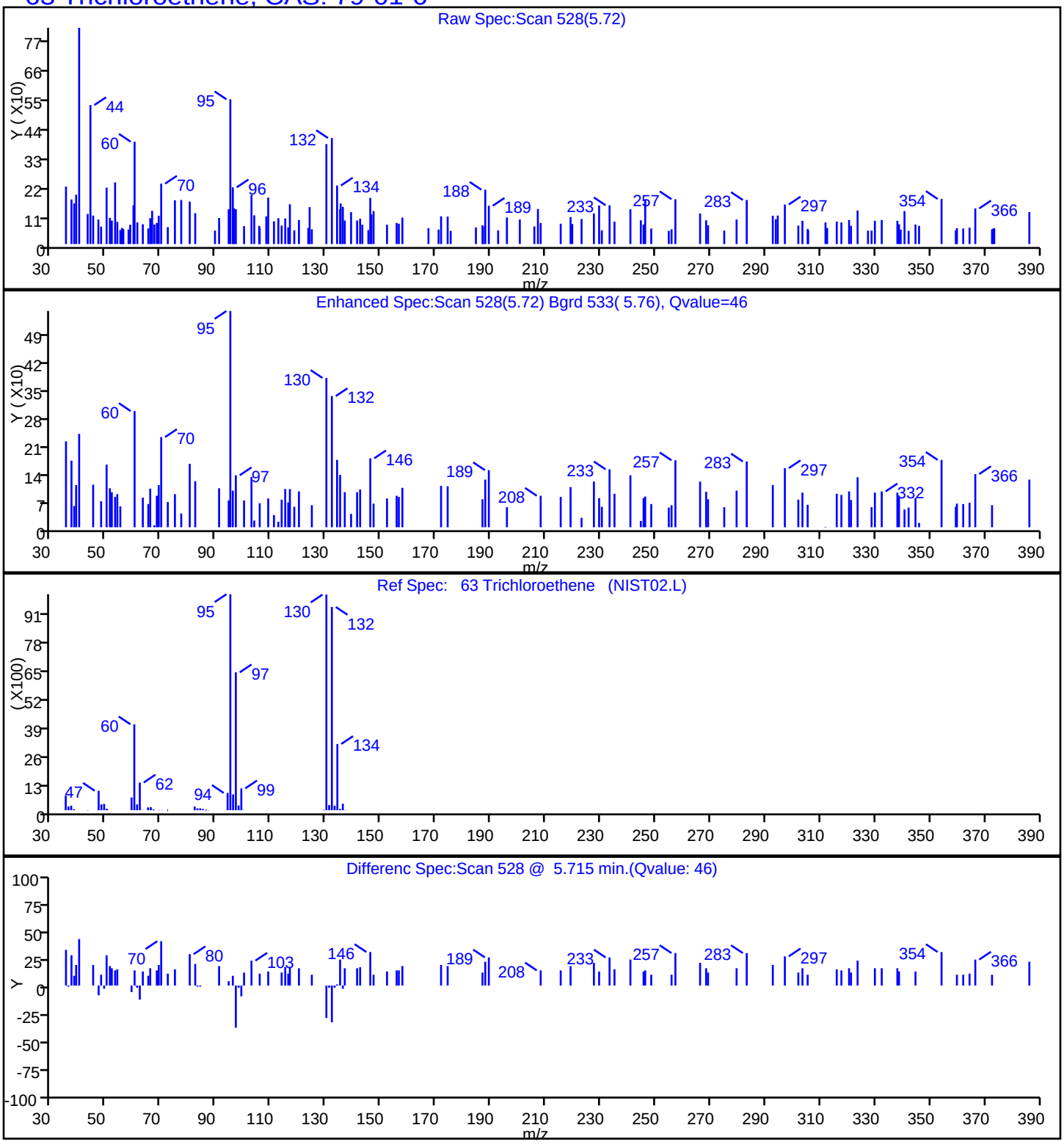

User Disabled Compound Report

TestAmerica Edison

Data File:	\\ChromNA\Edison\ChromData\CVOAMS6\20180309-68582.b\F60638.D		
Injection Date:	10-Mar-2018 07:45:30	Instrument ID:	CVOAMS6
Lims ID:	460-151079-A-49	Lab Sample ID:	460-151079-49
Client ID:	DUP-03		
Operator ID:		ALS Bottle#:	24 Worklist Smp#: 25
Purge Vol:	5.000 mL	Dil. Factor:	1.0000
Method:	8260624W6	Limit Group:	VOA - 8260C DKQP Water and Solid
Column:	Rtx-624 (0.25 mm)	Detector	MS SCAN

82 1,1,2-Trichloroethane, CAS: 79-00-5

Processing Results

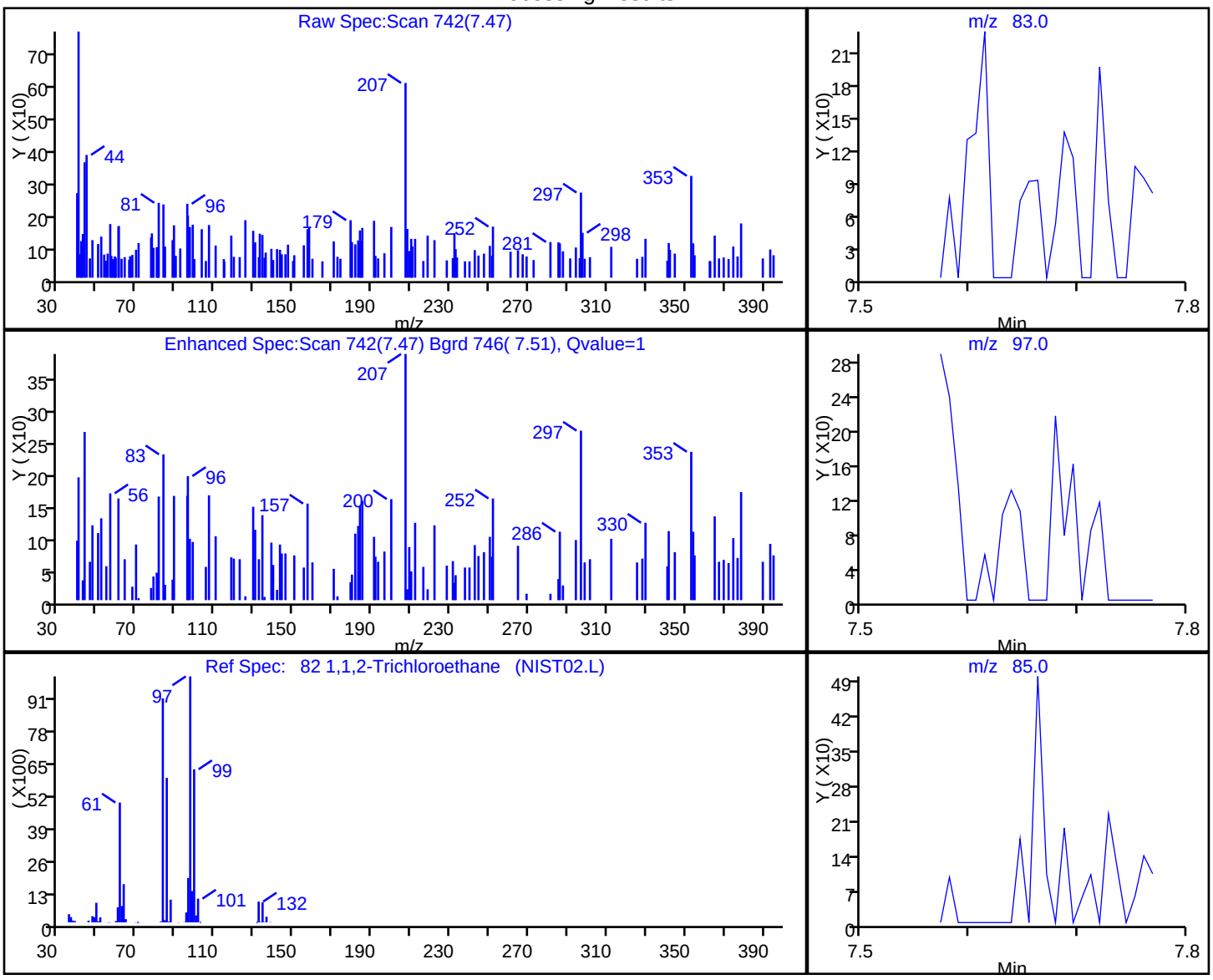

RT	Mass	Response	Amount
7.47	83.00	223	0.099559
7.48	97.00	291	
7.48	85.00	150	

Reviewer: delpolitov, 12-Mar-2018 18:14:55

Audit Action: Marked Compound Undetected Audit Reason: Invalid Compound ID

User Disabled Compound Report

TestAmerica Edison

Data File:	\\ChromNA\Edison\ChromData\CVOAMS6\20180309-68582.b\F60638.D		
Injection Date:	10-Mar-2018 07:45:30	Instrument ID:	CVOAMS6
Lims ID:	460-151079-A-49	Lab Sample ID:	460-151079-49
Client ID:	DUP-03		
Operator ID:		ALS Bottle#:	24 Worklist Smp#: 25
Purge Vol:	5.000 mL	Dil. Factor:	1.0000
Method:	8260624W6	Limit Group:	VOA - 8260C DKQP Water and Solid
Column:	Rtx-624 (0.25 mm)	Detector	MS SCAN

124 1,2-Dibromo-3-Chloropropane, CAS: 96-12-8

Processing Results

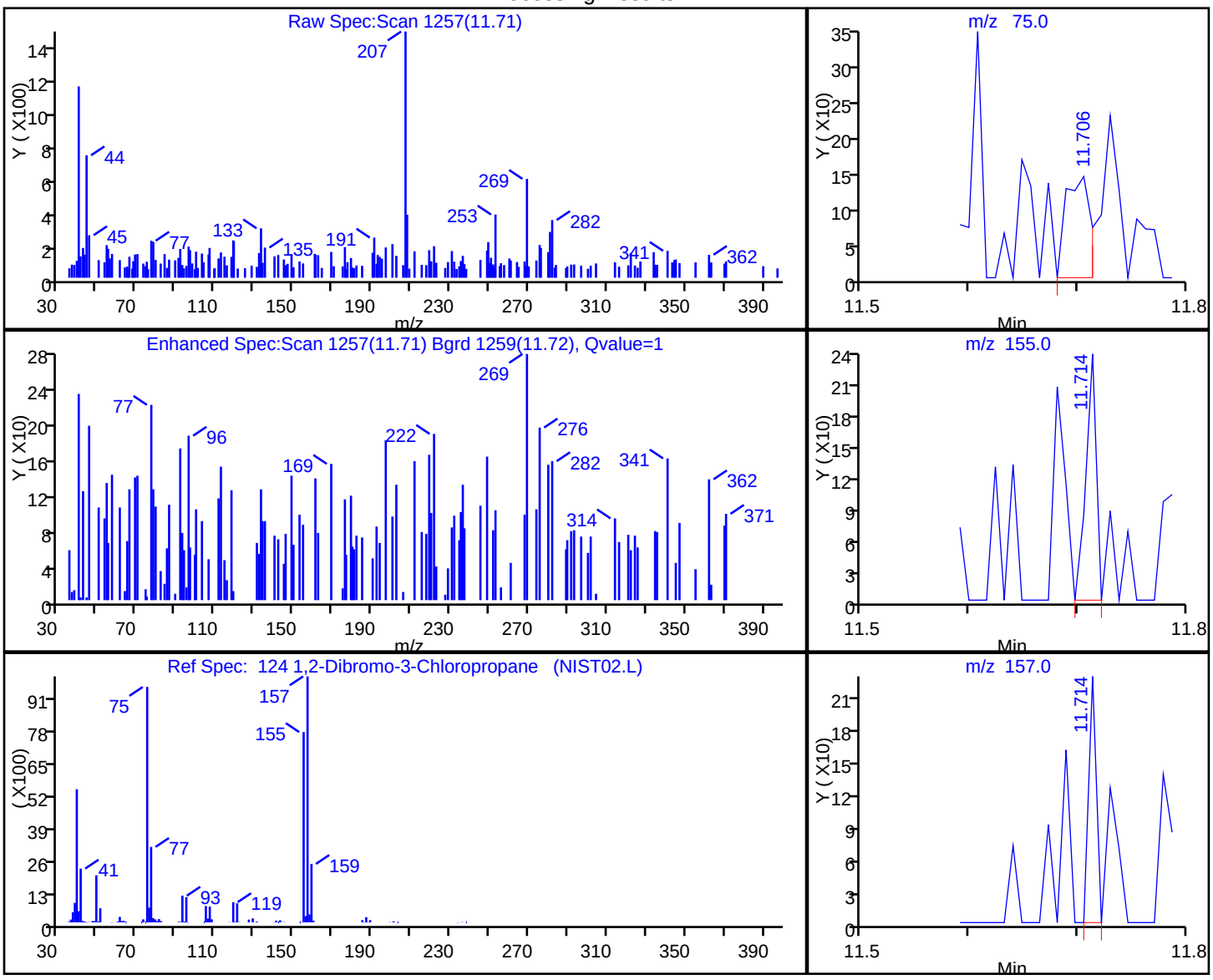

RT	Mass	Response	Amount
11.71	75.00	228	0.252677
11.71	155.00	159	
11.71	157.00	109	

Reviewer: delpolitov, 12-Mar-2018 18:14:55

Audit Action: Marked Compound Undetected Audit Reason: Invalid Compound ID

User Disabled Compound Report

TestAmerica Edison

Data File:	\\ChromNA\Edison\ChromData\CVOAMS6\20180309-68582.b\F60638.D		
Injection Date:	10-Mar-2018 07:45:30	Instrument ID:	CVOAMS6
Lims ID:	460-151079-A-49	Lab Sample ID:	460-151079-49
Client ID:	DUP-03		
Operator ID:		ALS Bottle#:	24 Worklist Smp#: 25
Purge Vol:	5.000 mL	Dil. Factor:	1.0000
Method:	8260624W6	Limit Group:	VOA - 8260C DKQP Water and Solid
Column:	Rtx-624 (0.25 mm)	Detector	MS SCAN

59 1,2-Dichloroethane, CAS: 107-06-2

Processing Results

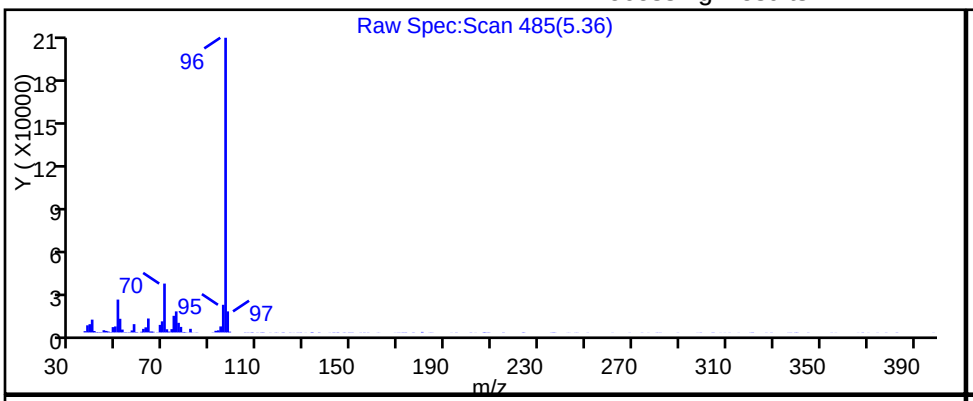

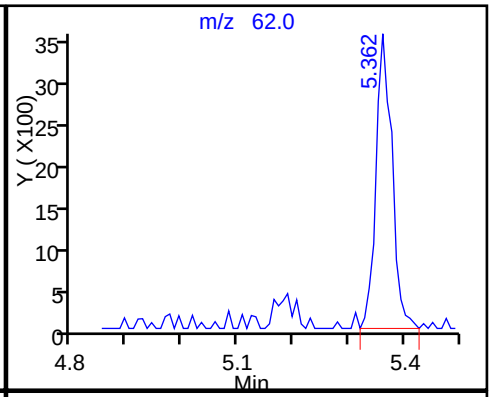

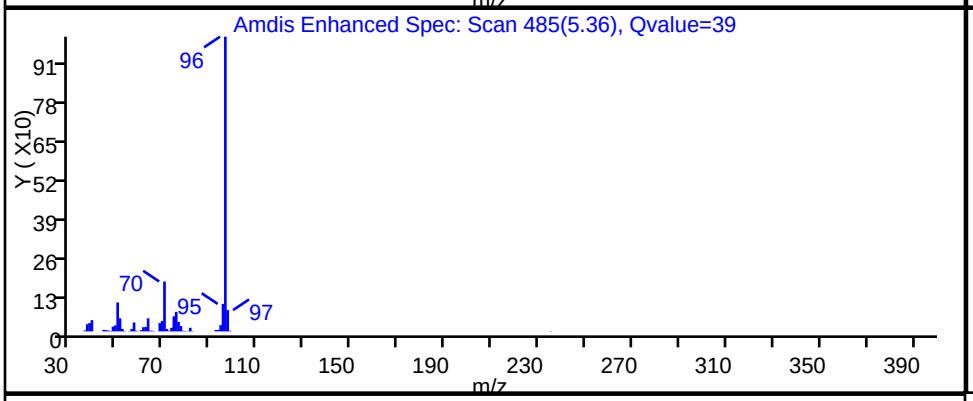

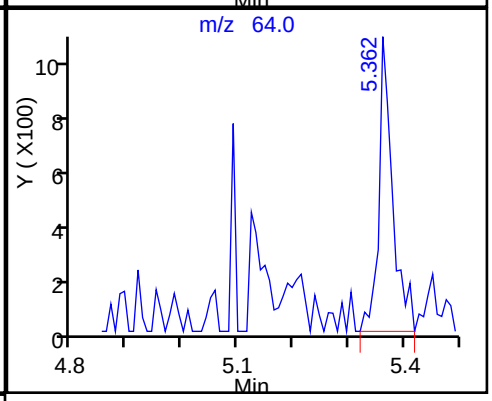

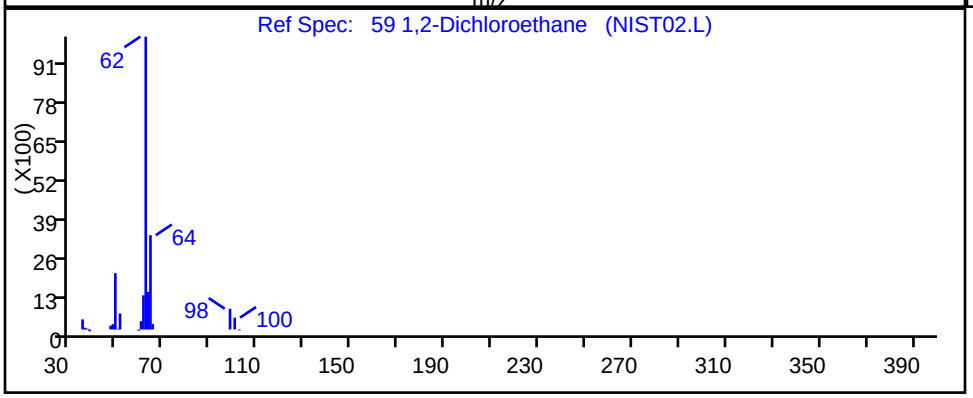

RT	Mass	Response	Amount
5.36	62.00	7229	1.824955
5.36	64.00	1875	

Reviewer: delpolitov, 12-Mar-2018 18:14:55

Audit Action: Marked Compound Undetected Audit Reason: Invalid Compound ID

User Disabled Compound Report

TestAmerica Edison

Data File:	\\ChromNA\Edison\ChromData\CVOAMS6\20180309-68582.b\F60638.D		
Injection Date:	10-Mar-2018 07:45:30	Instrument ID:	CVOAMS6
Lims ID:	460-151079-A-49	Lab Sample ID:	460-151079-49
Client ID:	DUP-03		
Operator ID:		ALS Bottle#:	24 Worklist Smp#: 25
Purge Vol:	5.000 mL	Dil. Factor:	1.0000
Method:	8260624W6	Limit Group:	VOA - 8260C DKQP Water and Solid
Column:	Rtx-624 (0.25 mm)	Detector	MS SCAN

69 1,4-Dioxane, CAS: 123-91-1

Processing Results

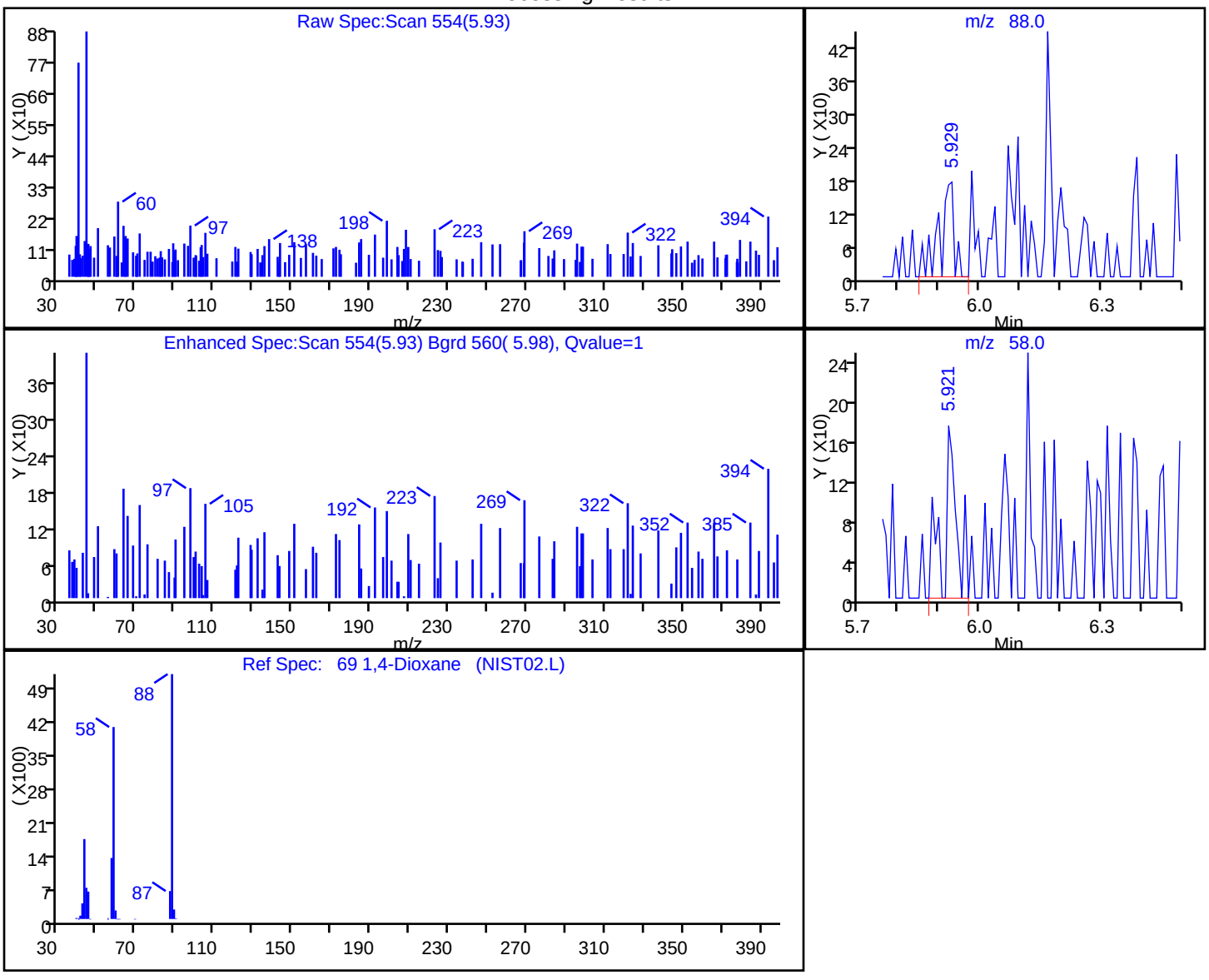

RT	Mass	Response	Amount
5.93	88.00	427	15.350307
5.92	58.00	391	

Reviewer: delpolitov, 12-Mar-2018 18:14:55

Audit Action: Marked Compound Undetected Audit Reason: Invalid Compound ID

User Disabled Compound Report

TestAmerica Edison

Data File:	\\ChromNA\Edison\ChromData\CVOAMS6\20180309-68582.b\F60638.D		
Injection Date:	10-Mar-2018 07:45:30	Instrument ID:	CVOAMS6
Lims ID:	460-151079-A-49	Lab Sample ID:	460-151079-49
Client ID:	DUP-03		
Operator ID:		ALS Bottle#:	24 Worklist Smp#: 25
Purge Vol:	5.000 mL	Dil. Factor:	1.0000
Method:	8260624W6	Limit Group:	VOA - 8260C DKQP Water and Solid
Column:	Rtx-624 (0.25 mm)	Detector	MS SCAN

41 2-Butanone (MEK), CAS: 78-93-3

Processing Results

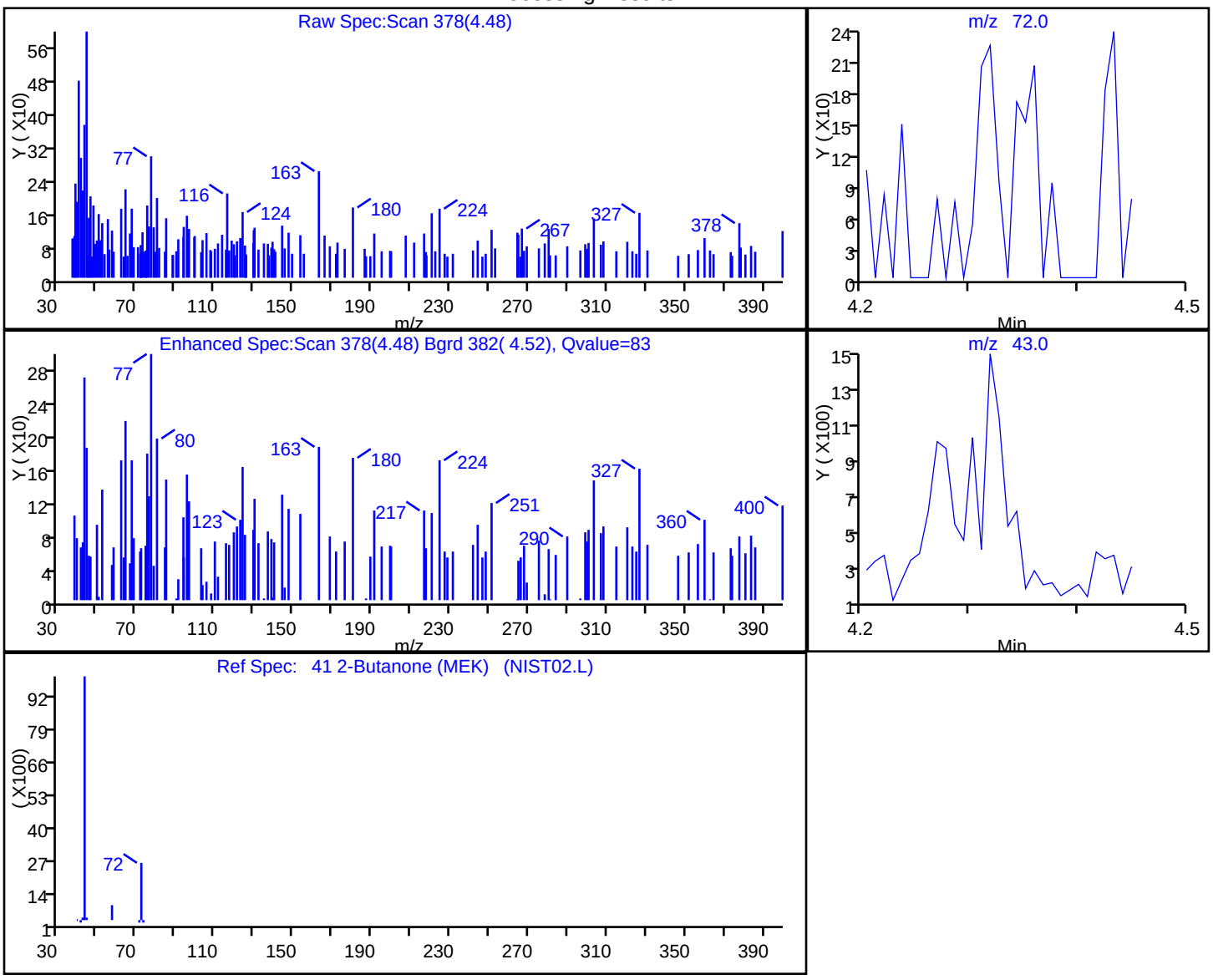

RT	Mass	Response	Amount
4.48	72.00	287	2.853274
4.48	43.00	284	

Reviewer: delpolitov, 12-Mar-2018 18:14:55

Audit Action: Marked Compound Undetected Audit Reason: Invalid Compound ID

User Disabled Compound Report

TestAmerica Edison

Data File:	\\ChromNA\Edison\ChromData\CVOAMS6\20180309-68582.b\F60638.D		
Injection Date:	10-Mar-2018 07:45:30	Instrument ID:	CVOAMS6
Lims ID:	460-151079-A-49	Lab Sample ID:	460-151079-49
Client ID:	DUP-03		
Operator ID:		ALS Bottle#:	24 Worklist Smp#: 25
Purge Vol:	5.000 mL	Dil. Factor:	1.0000
Method:	8260624W6	Limit Group:	VOA - 8260C DKQP Water and Solid
Column:	Rtx-624 (0.25 mm)	Detector	MS SCAN

77 4-Methyl-2-pentanone (MIBK), CAS: 108-10-1

Processing Results

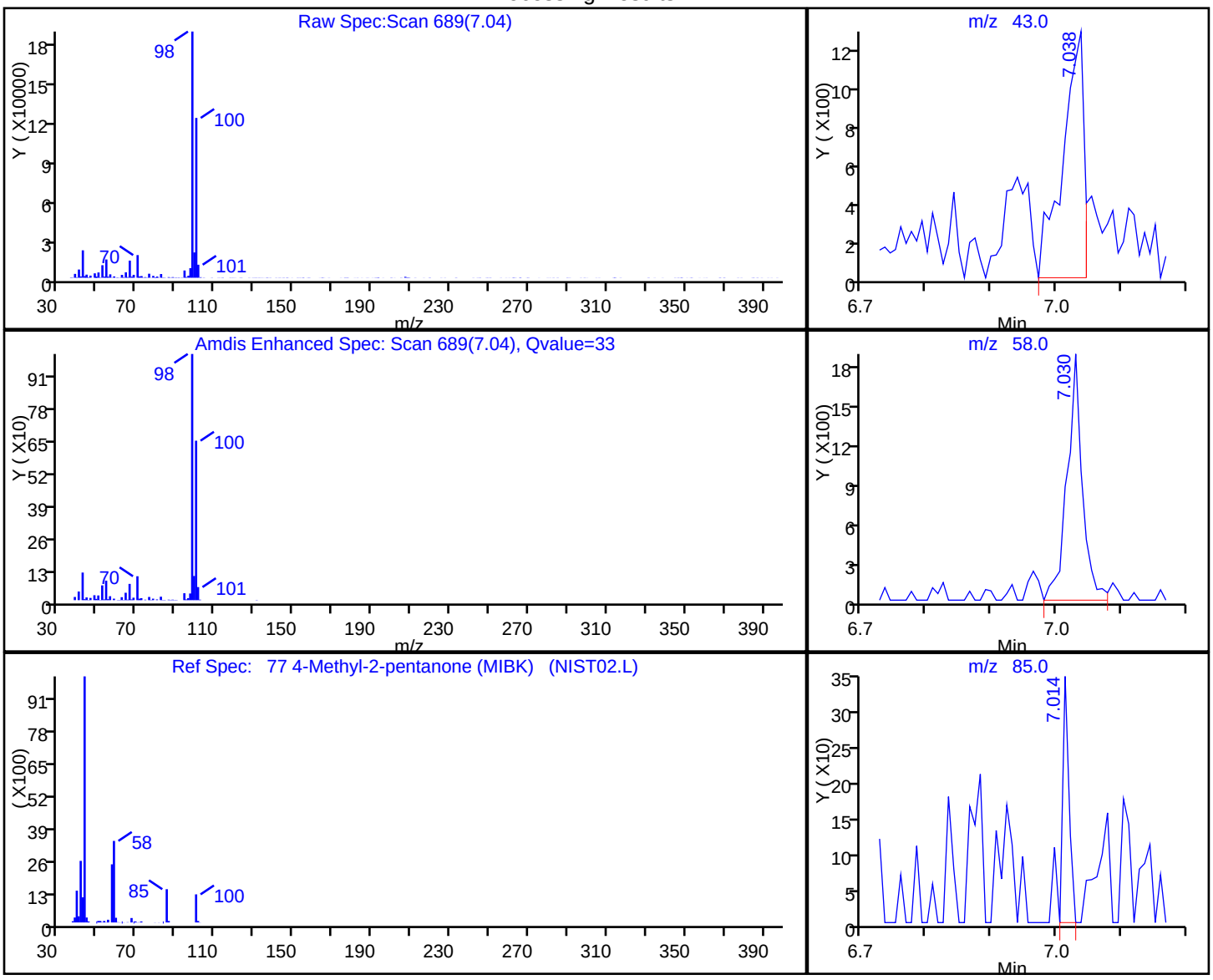

RT	Mass	Response	Amount
7.04	43.00	2770	1.293220
7.03	58.00	3087	
7.01	85.00	233	
7.03	100.00	300054	

Reviewer: delpolitov, 12-Mar-2018 18:14:55

Audit Action: Marked Compound Undetected Audit Reason: Invalid Compound ID

User Disabled Compound Report

TestAmerica Edison

Data File:	\\ChromNA\Edison\ChromData\CVOAMS6\20180309-68582.b\F60638.D		
Injection Date:	10-Mar-2018 07:45:30	Instrument ID:	CVOAMS6
Lims ID:	460-151079-A-49	Lab Sample ID:	460-151079-49
Client ID:	DUP-03		
Operator ID:		ALS Bottle#:	24 Worklist Smp#: 25
Purge Vol:	5.000 mL	Dil. Factor:	1.0000
Method:	8260624W6	Limit Group:	VOA - 8260C DKQP Water and Solid
Column:	Rtx-624 (0.25 mm)	Detector	MS SCAN

55 Benzene, CAS: 71-43-2

Processing Results

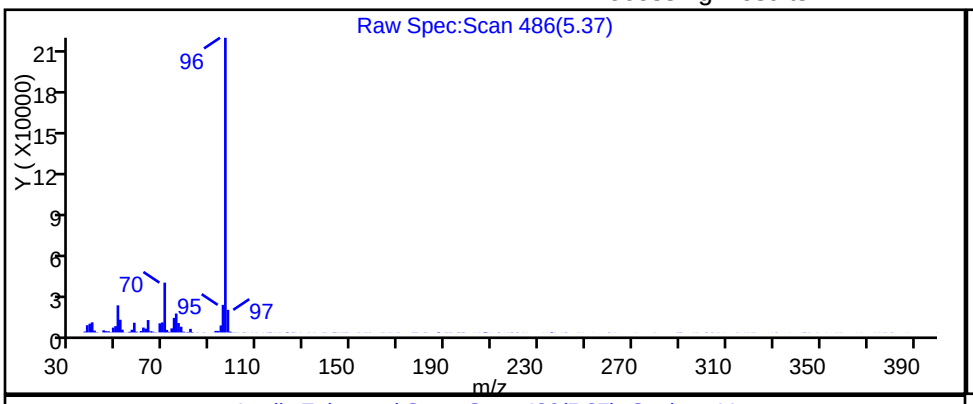

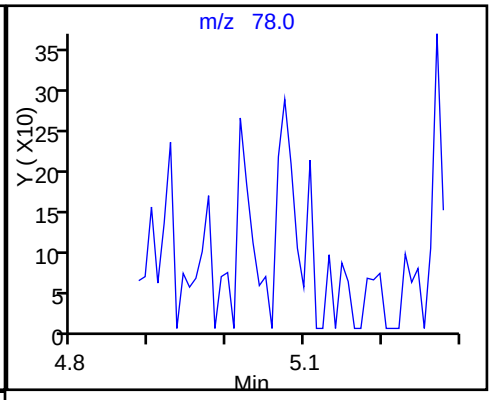

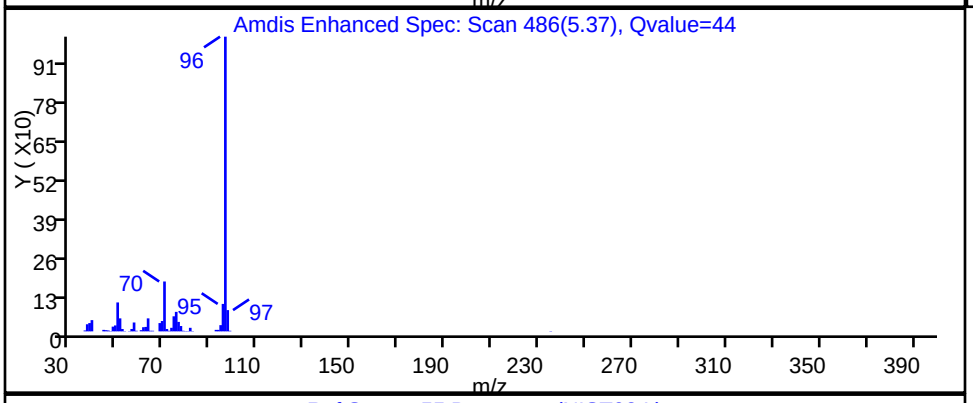

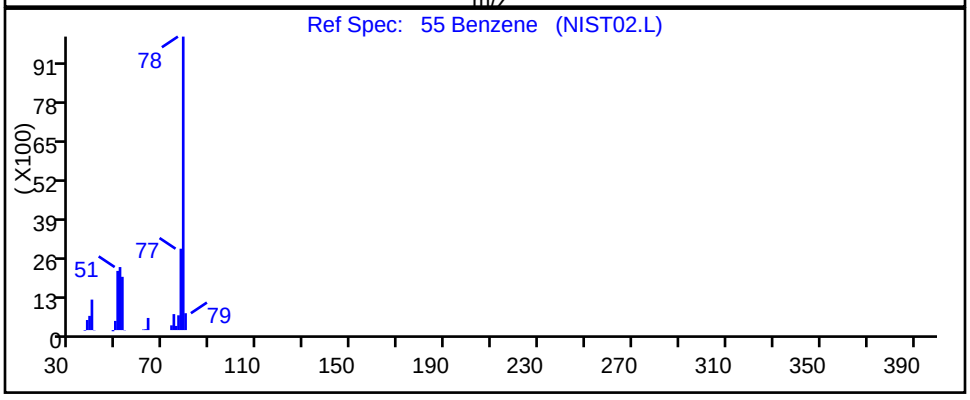

RT	Mass	Response	Amount
5.37	78.00	1081	0.094854

Reviewer: delpolitov, 12-Mar-2018 18:14:55

Audit Action: Marked Compound Undetected Audit Reason: Invalid Compound ID

User Disabled Compound Report

TestAmerica Edison

Data File:	\\ChromNA\Edison\ChromData\CVOAMS6\20180309-68582.b\F60638.D		
Injection Date:	10-Mar-2018 07:45:30	Instrument ID:	CVOAMS6
Lims ID:	460-151079-A-49	Lab Sample ID:	460-151079-49
Client ID:	DUP-03		
Operator ID:		ALS Bottle#:	24 Worklist Smp#: 25
Purge Vol:	5.000 mL	Dil. Factor:	1.0000
Method:	8260624W6	Limit Group:	VOA - 8260C DKQP Water and Solid
Column:	Rtx-624 (0.25 mm)	Detector	MS SCAN

6 Bromomethane, CAS: 74-83-9

Processing Results

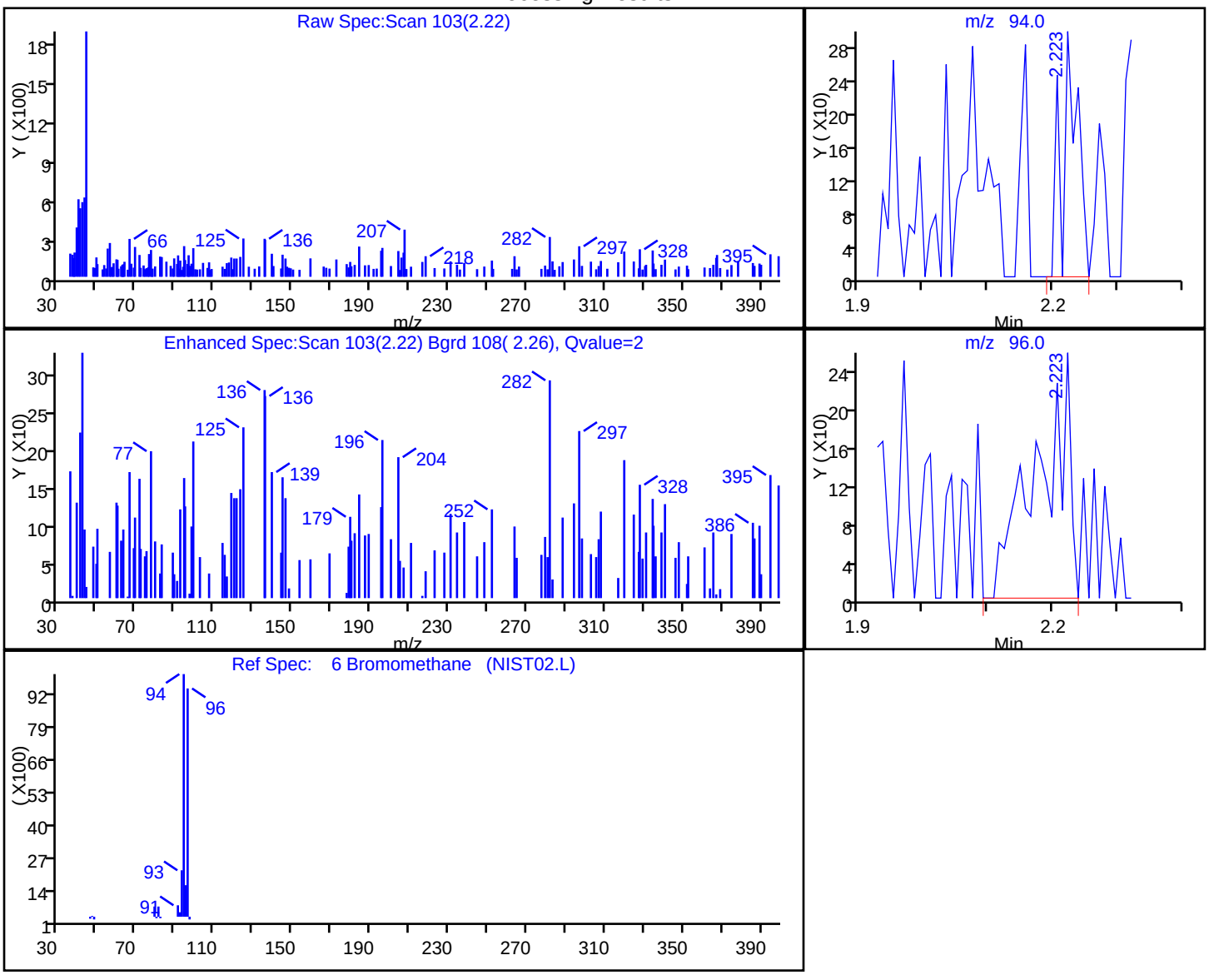

RT	Mass	Response	Amount
2.22	94.00	510	0.226002
2.22	96.00	861	

Reviewer: delpolitov, 12-Mar-2018 18:14:55

Audit Action: Marked Compound Undetected Audit Reason: Invalid Compound ID

User Disabled Compound Report

TestAmerica Edison

Data File:	\\ChromNA\Edison\ChromData\CVOAMS6\20180309-68582.b\F60638.D		
Injection Date:	10-Mar-2018 07:45:30	Instrument ID:	CVOAMS6
Lims ID:	460-151079-A-49	Lab Sample ID:	460-151079-49
Client ID:	DUP-03		
Operator ID:		ALS Bottle#:	24 Worklist Smp#: 25
Purge Vol:	5.000 mL	Dil. Factor:	1.0000
Method:	8260624W6	Limit Group:	VOA - 8260C DKQP Water and Solid
Column:	Rtx-624 (0.25 mm)	Detector	MS SCAN

24 Methyl acetate, CAS: 79-20-9

Processing Results

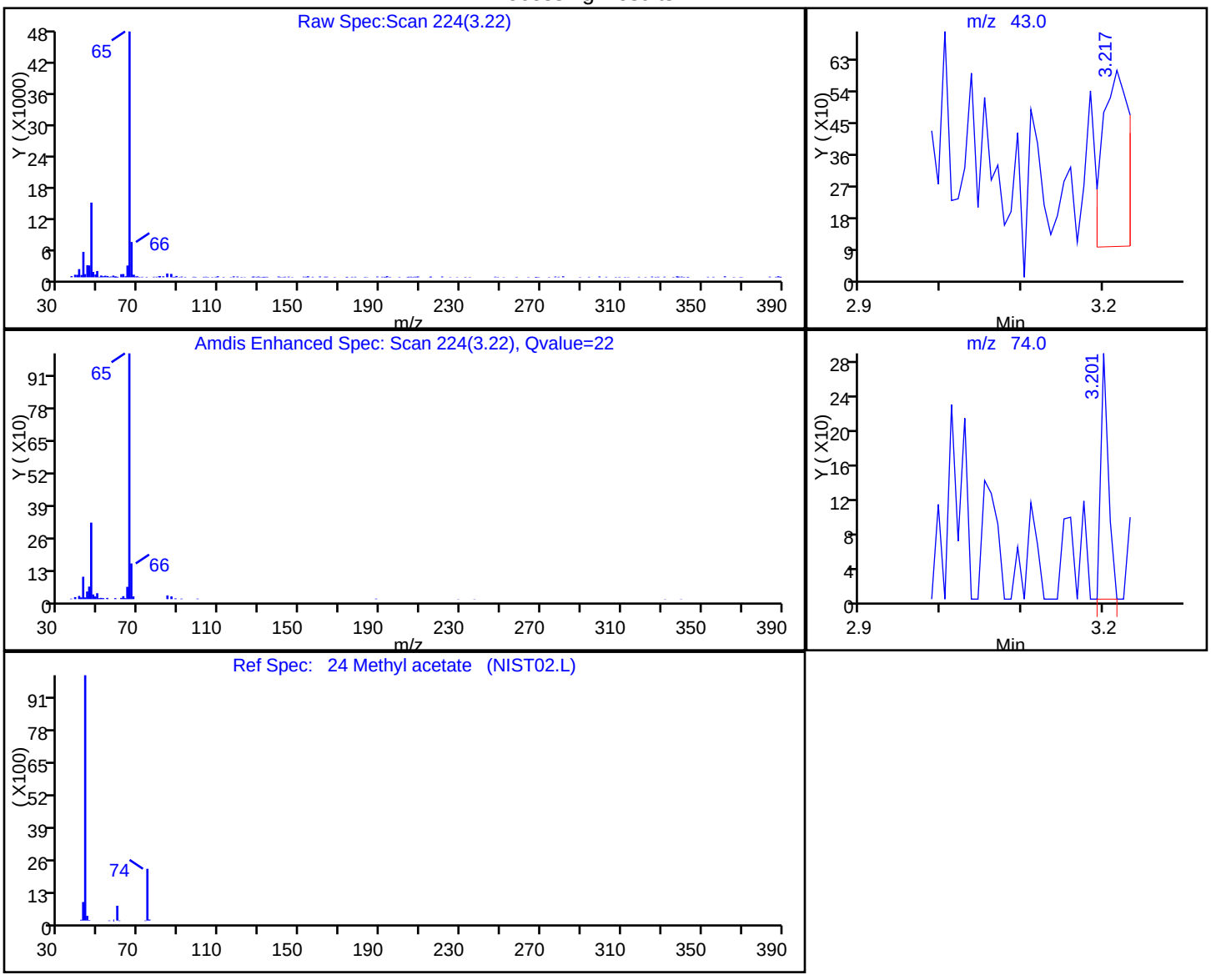

RT	Mass	Response	Amount
3.22	43.00	1139	0.584400
3.20	74.00	187	

Reviewer: delpolitov, 12-Mar-2018 18:14:55

Audit Action: Marked Compound Undetected Audit Reason: Invalid Compound ID

User Disabled Compound Report

TestAmerica Edison

Data File:	\\ChromNA\Edison\ChromData\CVOAMS6\20180309-68582.b\F60638.D		
Injection Date:	10-Mar-2018 07:45:30	Instrument ID:	CVOAMS6
Lims ID:	460-151079-A-49	Lab Sample ID:	460-151079-49
Client ID:	DUP-03		
Operator ID:		ALS Bottle#:	24 Worklist Smp#: 25
Purge Vol:	5.000 mL	Dil. Factor:	1.0000
Method:	8260624W6	Limit Group:	VOA - 8260C DKQP Water and Solid
Column:	Rtx-624 (0.25 mm)	Detector	MS SCAN

4 Vinyl chloride, CAS: 75-01-4

Processing Results

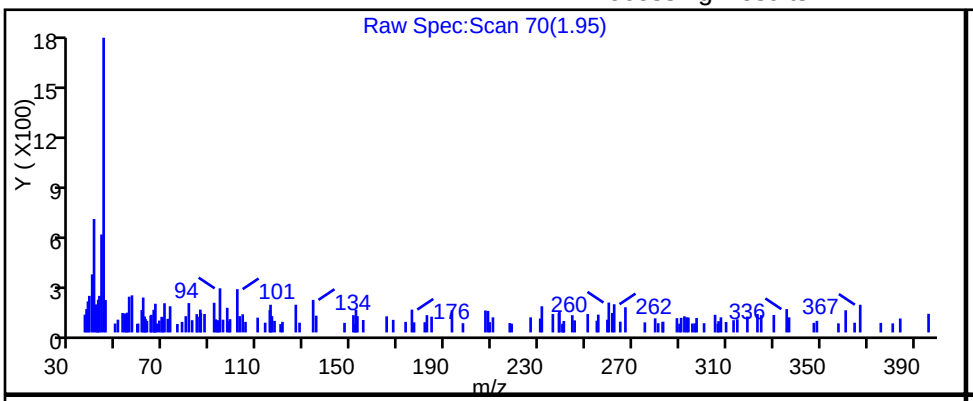

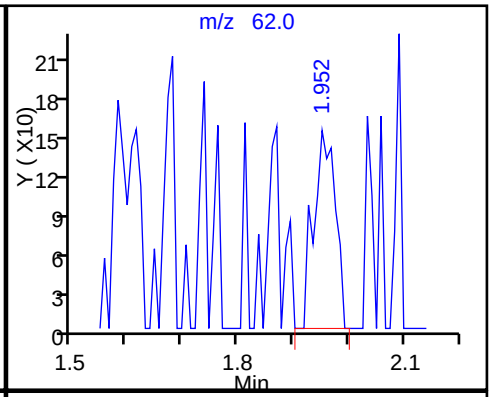

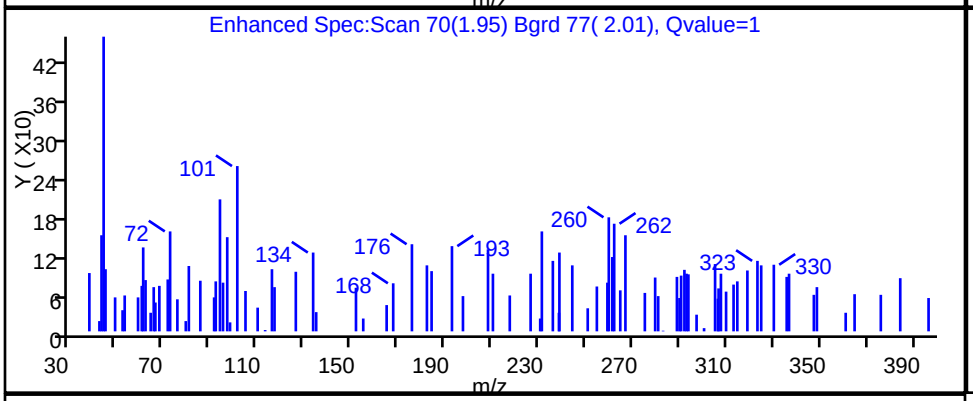

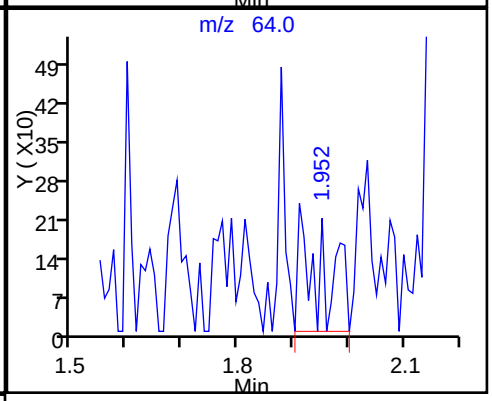

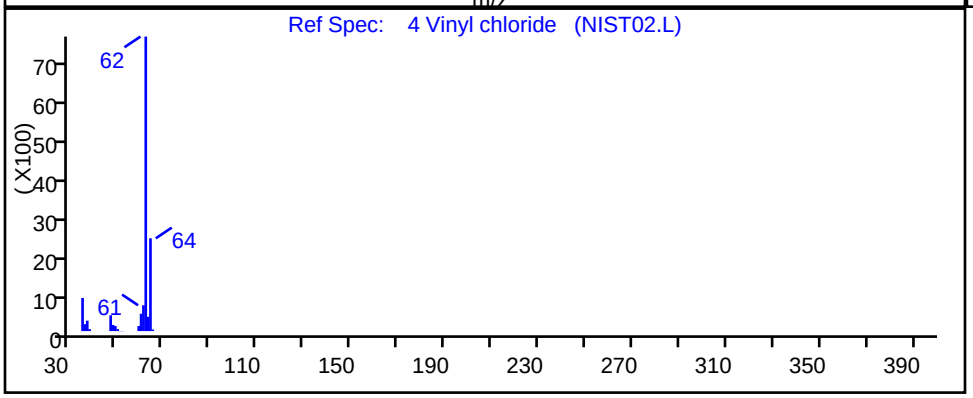

RT	Mass	Response	Amount
1.95	62.00	405	0.113931
1.95	64.00	645	

Reviewer: delpolitov, 12-Mar-2018 18:14:55

Audit Action: Marked Compound Undetected Audit Reason: Invalid Compound ID

FORM I
GC/MS VOA ORGANICS ANALYSIS DATA SHEET

Lab Name: TestAmerica Edison | Job No.: 460-151079-1

SDG No.:

Client Sample ID: DUP-04 | Lab Sample ID: 460-151079-50

Matrix: Water | Lab File ID: F60639.D

Analysis Method: 8260C | Date Collected: 02/27/2018 00:00

Sample wt/vol: 5(mL) | Date Analyzed: 03/10/2018 08:08

Soil Aliquot Vol: | Dilution Factor: 1

Soil Extract Vol.: | GC Column: Rtx-624 ID: 0.25(mm)

% Moisture: | Level: (low/med) Low

Analysis Batch No.: 502566 | Units: ug/L

CAS NO.	COMPOUND NAME	RESULT	Q	RL	MDL
71-55-6	1,1,1-Trichloroethane	0.28	U	1.0	0.28
79-34-5	1,1,2,2-Tetrachloroethane	0.19	U	1.0	0.19
79-00-5	1,1,2-Trichloroethane	0.080	U	1.0	0.080
75-34-3	1,1-Dichloroethane	0.24	U	1.0	0.24
75-35-4	1,1-Dichloroethene	0.34	U	1.0	0.34
87-61-6	1,2,3-Trichlorobenzene	0.35	U	1.0	0.35
120-82-1	1,2,4-Trichlorobenzene	0.27	U	1.0	0.27
96-12-8	1,2-Dibromo-3-Chloropropane	0.23	U	1.0	0.23
106-93-4	1,2-Dibromoethane	0.19	U	1.0	0.19
95-50-1	1,2-Dichlorobenzene	0.22	U	1.0	0.22
107-06-2	1,2-Dichloroethane	0.25	U	1.0	0.25
78-87-5	1,2-Dichloropropane	0.18	U	1.0	0.18
541-73-1	1,3-Dichlorobenzene	0.33	U	1.0	0.33
106-46-7	1,4-Dichlorobenzene	0.33	U	1.0	0.33
123-91-1	1,4-Dioxane	8.7	U *	50	8.7
78-93-3	2-Butanone	2.2	U	5.0	2.2
591-78-6	2-Hexanone	0.72	U	5.0	0.72
108-10-1	4-Methyl-2-pentanone	0.63	U	5.0	0.63
67-64-1	Acetone	1.1	U	5.0	1.1
71-43-2	Benzene	0.090	U	1.0	0.090
74-97-5	Bromochloromethane	0.30	U	1.0	0.30
75-27-4	Bromodichloromethane	0.15	U	1.0	0.15
75-25-2	Bromoform	0.18	U	1.0	0.18
74-83-9	Bromomethane	0.18	U	1.0	0.18
75-15-0	Carbon disulfide	0.22	U	1.0	0.22
56-23-5	Carbon tetrachloride	0.33	U	1.0	0.33
108-90-7	Chlorobenzene	0.24	U	1.0	0.24
75-00-3	Chloroethane	0.37	U	1.0	0.37
67-66-3	Chloroform	0.22	U	1.0	0.22
74-87-3	Chloromethane	0.22	U	1.0	0.22
156-59-2	cis-1,2-Dichloroethene	0.41	J	1.0	0.26
10061-01-5	cis-1,3-Dichloropropene	0.16	U	1.0	0.16
110-82-7	Cyclohexane	0.26	U	1.0	0.26
124-48-1	Dibromochloromethane	0.22	U	1.0	0.22
75-71-8	Dichlorodifluoromethane	0.14	U	1.0	0.14
100-41-4	Ethylbenzene	0.30	U	1.0	0.30

FORM I
GC/MS VOA ORGANICS ANALYSIS DATA SHEET

Lab Name: TestAmerica Edison | Job No.: 460-151079-1

SDG No.:

Client Sample ID: DUP-04 | Lab Sample ID: 460-151079-50

Matrix: Water | Lab File ID: F60639.D

Analysis Method: 8260C | Date Collected: 02/27/2018 00:00

Sample wt/vol: 5(mL) | Date Analyzed: 03/10/2018 08:08

Soil Aliquot Vol: | Dilution Factor: 1

Soil Extract Vol.: | GC Column: Rtx-624 ID: 0.25(mm)

% Moisture: | Level: (low/med) Low

Analysis Batch No.: 502566 | Units: ug/L

CAS NO.	COMPOUND NAME	RESULT	Q	RL	MDL
76-13-1	Freon TF	0.34	U	1.0	0.34
98-82-8	Isopropylbenzene	0.32	U	1.0	0.32
179601-23-1	m&p-Xylene	0.28	U	1.0	0.28
79-20-9	Methyl acetate	0.58	U	5.0	0.58
108-87-2	Methylcyclohexane	0.22	U	1.0	0.22
75-09-2	Methylene Chloride	0.62	J	1.0	0.21
1634-04-4	MTBE	0.13	U	1.0	0.13
95-47-6	o-Xylene	0.32	U	1.0	0.32
100-42-5	Styrene	0.17	U	1.0	0.17
127-18-4	Tetrachloroethene	0.12	U	1.0	0.12
108-88-3	Toluene	0.25	U	1.0	0.25
156-60-5	trans-1,2-Dichloroethene	0.18	U	1.0	0.18
10061-02-6	trans-1,3-Dichloropropene	0.19	U	1.0	0.19
79-01-6	Trichloroethene	1.2		1.0	0.22
75-69-4	Trichlorofluoromethane	0.15	U	1.0	0.15
75-01-4	Vinyl chloride	0.060	U	1.0	0.060

CAS NO.	SURROGATE	%REC	Q	LIMITS
17060-07-0	1,2-Dichloroethane-d4 (Surr)	103		70-130
460-00-4	Bromofluorobenzene	107		70-130
1868-53-7	Dibromofluoromethane (Surr)	106		70-130
2037-26-5	Toluene-d8 (Surr)	98		70-130

FORM I
GC/MS VOA ORGANICS ANALYSIS DATA SHEET
TENTATIVELY IDENTIFIED COMPOUNDS

Lab Name: TestAmerica Edison | Job No.: 460-151079-1

SDG No.:

Client Sample ID: DUP-04 | Lab Sample ID: 460-151079-50

Matrix: Water | Lab File ID: F60639.D

Analysis Method: 8260C | Date Collected: 02/27/2018 00:00

Sample wt/vol: 5(mL) | Date Analyzed: 03/10/2018 08:08

Soil Aliquot Vol: | Dilution Factor: 1

Soil Extract Vol.: | GC Column: Rtx-624 ID: 0.25(mm)

% Moisture: | Level: (low/med) Low

Analysis Batch No.: 502566 | Units: ug/L

Number TICs Found: 0 | TIC Result Total: 0

CAS NO.	COMPOUND NAME	RT	RESULT	Q	MATCH QUALITY
	Tentatively Identified Compound		None		

TestAmerica Edison
Target Compound Quantitation Report

Data File: \\ChromNA\Edison\ChromData\CVOAMS6\20180309-68582.b\F60639.D
Lims ID: 460-151079-A-50
Client ID: DUP-04
Sample Type: Client
Inject. Date: 10-Mar-2018 08:08:30 ALS Bottle#: 25 Worklist Smp#: 26
Purge Vol: 5.000 mL Dil. Factor: 1.0000
Sample Info: 460-151079-A-50
Misc. Info.: 460-0068582-026
Operator ID: Instrument ID: CVOAMS6

Method: \\ChromNA\Edison\ChromData\CVOAMS6\20180309-68582.b\8260624W6.m
Limit Group: VOA - 8260C DKQP Water and Solid
Last Update: 12-Mar-2018 18:15:39 Calib Date: 09-Mar-2018 04:49:30
Integrator: RTE ID Type: Deconvolution ID
Quant Method: Internal Standard Quant By: Initial Calibration
Last ICal File: \\ChromNA\Edison\ChromData\CVOAMS6\20180309-68530.b\F60575.D

Column 1 : Rtx-624 (0.25 mm) Det: MS SCAN
Process Host: XAWRK008

First Level Reviewer: moroneyc Date: 12-Mar-2018 06:56:56

Compound	Sig	RT (min.)	Exp RT (min.)	Dlt RT (min.)	Q	Response	OnCol Amt ug/l	Flags
* 26 TBA-d9 (IS)	65	3.209	3.217	-0.008	0	210337	1000.0	
27 Methylene Chloride	84	3.242	3.234	0.008	30	2217	0.6218	
* 38 2-Butanone-d5	46	4.277	4.277	0.000	0	200045	250.0	
40 cis-1,2-Dichloroethene	96	4.318	4.318	0.000	38	1455	0.4089	
$ 51 Dibromofluoromethane (Surr	113	4.754	4.754	0.000	98	145944	52.9	
$ 56 1,2-Dichloroethane-d4 (Sur	65	5.099	5.099	0.000	0	150675	51.3	
* 61 Fluorobenzene	96	5.370	5.370	0.000	99	476789	50.0	
63 Trichloroethene	95	5.724	5.724	0.000	86	3691	1.15	
* 67 1,4-Dioxane-d8	96	6.060	6.060	0.000	0	21477	1000.0	
$ 78 Toluene-d8 (Surr)	98	7.030	7.030	0.000	99	471871	49.1	
* 89 Chlorobenzene-d5	117	8.821	8.821	0.000	85	396384	50.0	
$ 100 4-Bromofluorobenzene	174	10.070	10.070	0.000	96	205081	53.7	
* 116 1,4-Dichlorobenzene-d4	152	10.941	10.941	0.000	93	268478	50.0	

Reagents:

VOA6IS/SURR_00009 Amount Added: 5.00 Units: uL Run Reagent

Report Date: 12-Mar-2018 18:15:41 Chrom Revision: 2.2 08-Feb-2018 13:38:42

TestAmerica Edison

Data File: \\ChromNA\Edison\ChromData\CVOAMS6\20180309-68582.b\F60639.D

Injection Date:	10-Mar-2018 08:08:30	Instrument ID:	CVOAMS6	Operator ID:	
Lims ID:	460-151079-A-50	Lab Sample ID:	460-151079-50	Worklist Smp#:	26
Client ID:	DUP-04				
Purge Vol:	5.000 mL	Dil. Factor:	1.0000	ALS Bottle#:	25
Method:	8260624W6	Limit Group:	VOA - 8260C DKQP Water and Solid		

Column: Rtx-624 (0.25 mm)

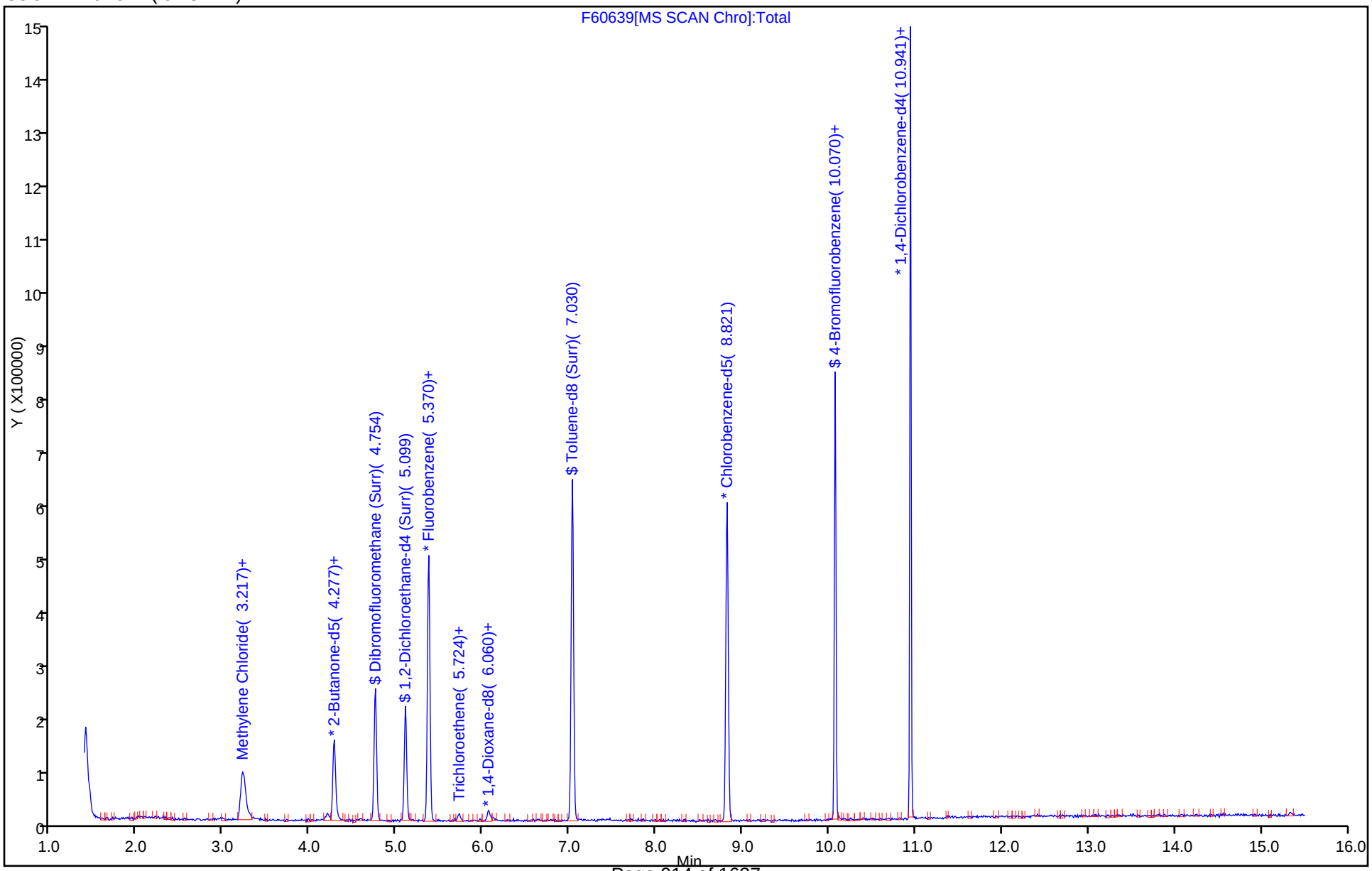

Report Date: 12-Mar-2018 18:15:41 Chrom Revision: 2.2 08-Feb-2018 13:38:42

TestAmerica Edison

Data File: \\ChromNA\Edison\ChromData\CVOAMS6\20180309-68582.b\F60639.D

Injection Date:	10-Mar-2018 08:08:30	Instrument ID:	CVOAMS6
Lims ID:	460-151079-A-50	Lab Sample ID:	460-151079-50
Client ID:	DUP-04		
Operator ID:		ALS Bottle#:	25 Worklist Smp#: 26
Purge Vol:	5.000 mL	Dil. Factor:	1.0000
Method:	8260624W6	Limit Group:	VOA - 8260C DKQP Water and Solid
Column:	Rtx-624 (0.25 mm)	Detector	MS SCAN

40 cis-1,2-Dichloroethene, CAS: 156-59-2

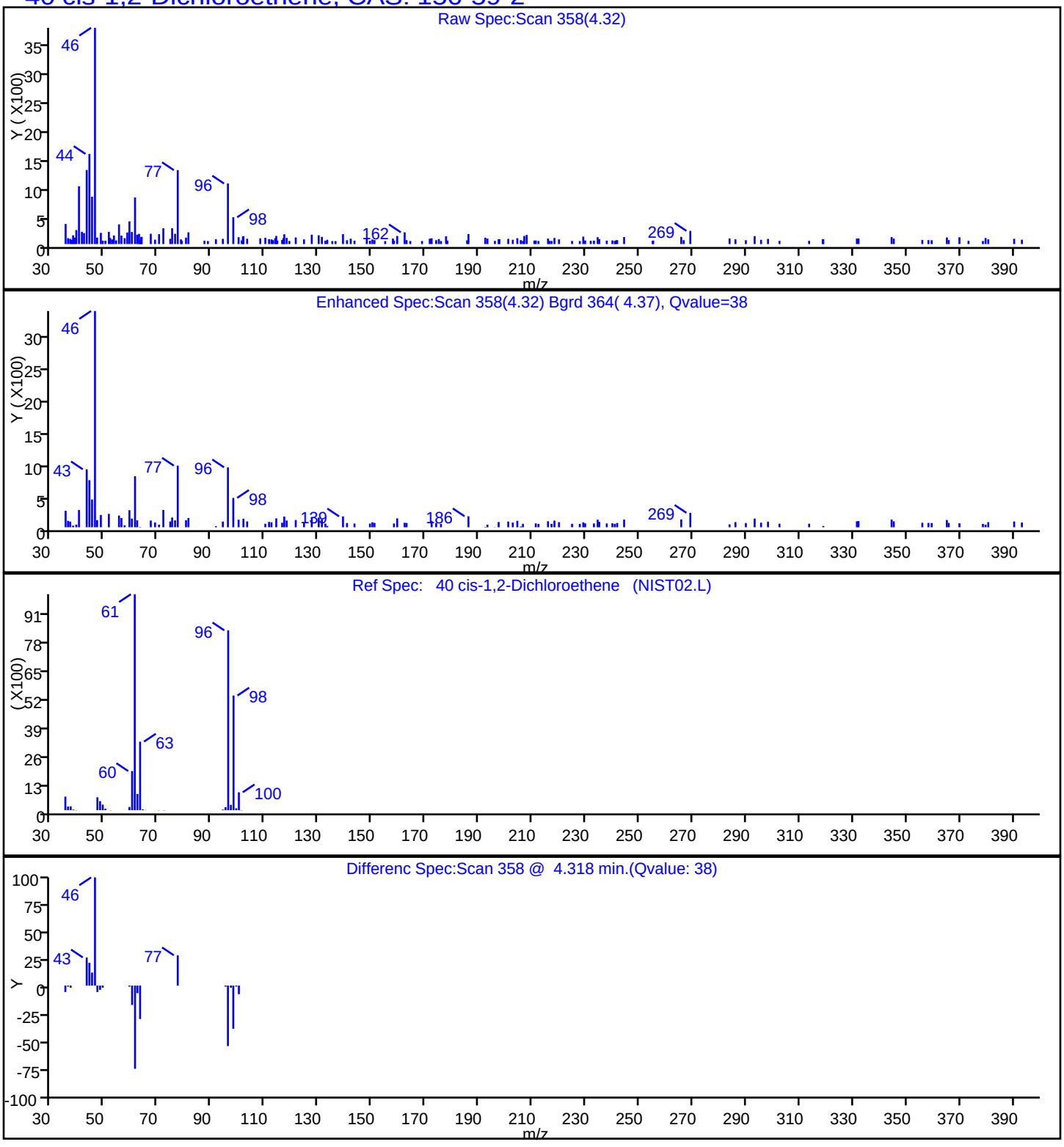

Report Date: 12-Mar-2018 18:15:41 Chrom Revision: 2.2 08-Feb-2018 13:38:42

TestAmerica Edison

Data File: \\ChromNA\Edison\ChromData\CVOAMS6\20180309-68582.b\F60639.D

Injection Date:	10-Mar-2018 08:08:30	Instrument ID:	CVOAMS6
Lims ID:	460-151079-A-50	Lab Sample ID:	460-151079-50
Client ID:	DUP-04		
Operator ID:		ALS Bottle#:	25 Worklist Smp#: 26
Purge Vol:	5.000 mL	Dil. Factor:	1.0000
Method:	8260624W6	Limit Group:	VOA - 8260C DKQP Water and Solid
Column:	Rtx-624 (0.25 mm)	Detector	MS SCAN

27 Methylene Chloride, CAS: 75-09-2

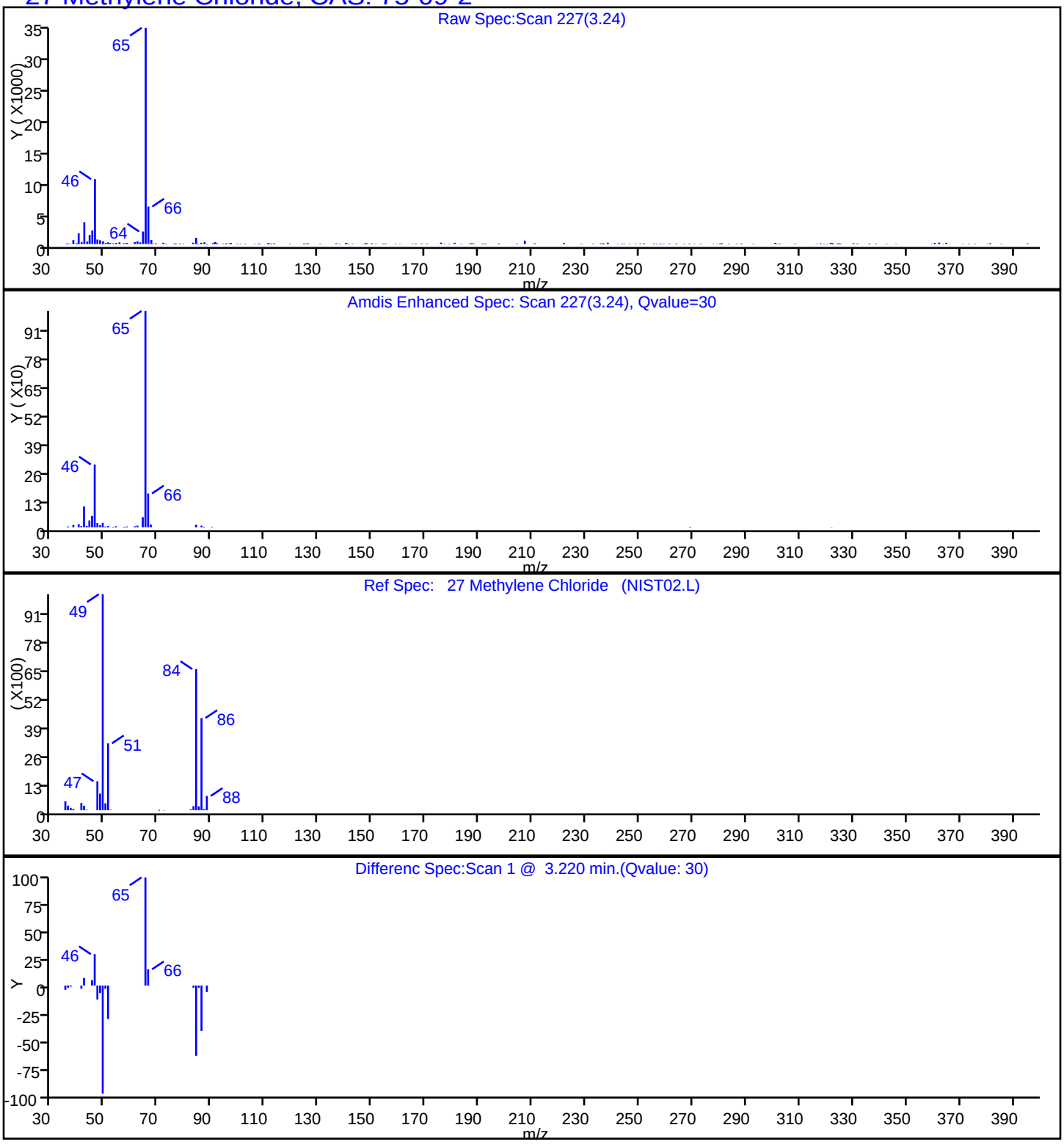

Report Date: 12-Mar-2018 18:15:41 Chrom Revision: 2.2 08-Feb-2018 13:38:42

TestAmerica Edison

Data File: \\ChromNA\Edison\ChromData\CVOAMS6\20180309-68582.b\F60639.D

Injection Date:	10-Mar-2018 08:08:30	Instrument ID:	CVOAMS6
Lims ID:	460-151079-A-50	Lab Sample ID:	460-151079-50
Client ID:	DUP-04		
Operator ID:		ALS Bottle#:	25 Worklist Smp#: 26
Purge Vol:	5.000 mL	Dil. Factor:	1.0000
Method:	8260624W6	Limit Group:	VOA - 8260C DKQP Water and Solid
Column:	Rtx-624 (0.25 mm)	Detector	MS SCAN

63 Trichloroethene, CAS: 79-01-6

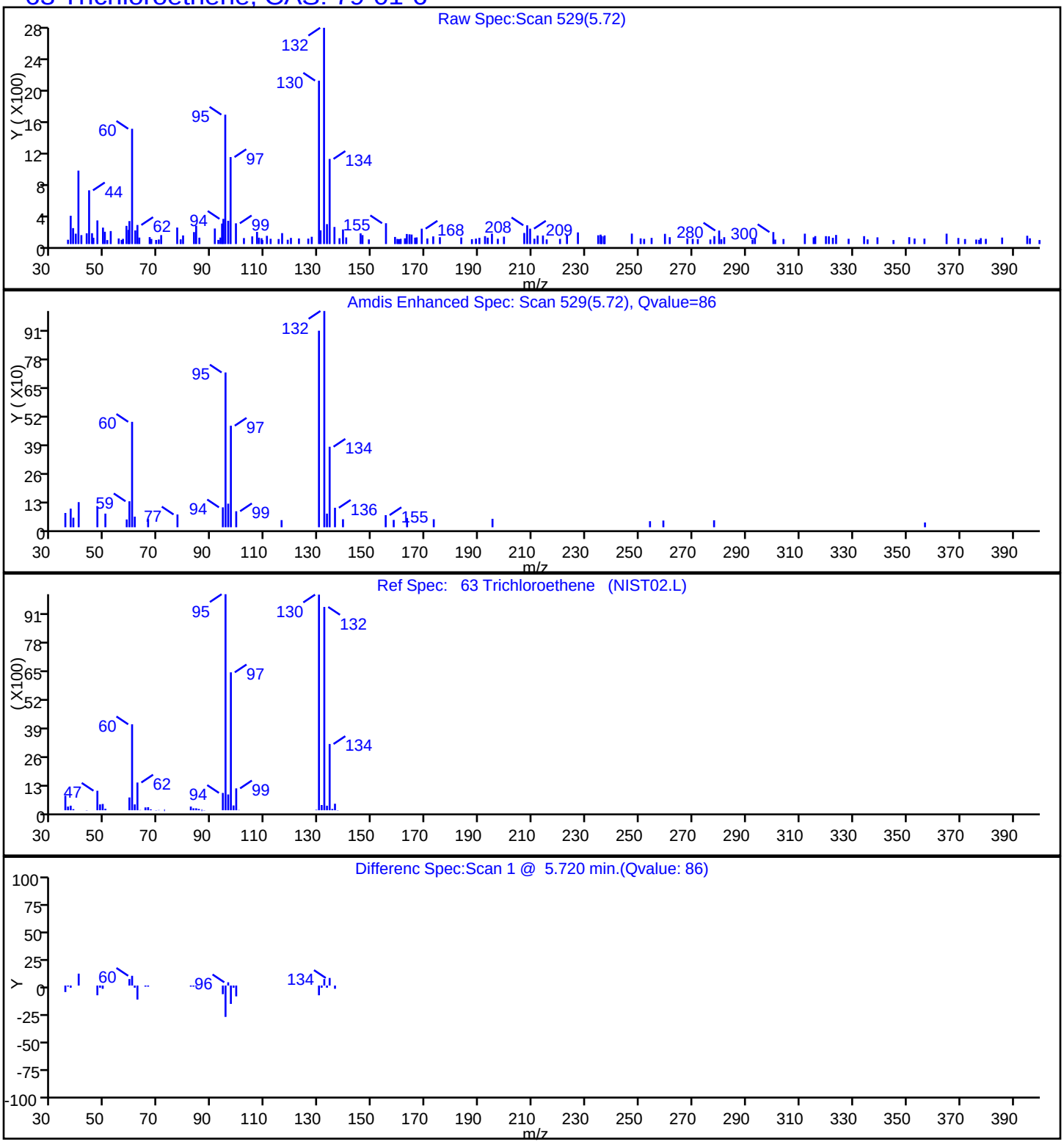

User Disabled Compound Report

TestAmerica Edison

Data File:	\\ChromNA\Edison\ChromData\CVOAMS6\20180309-68582.b\F60639.D		
Injection Date:	10-Mar-2018 08:08:30	Instrument ID:	CVOAMS6
Lims ID:	460-151079-A-50	Lab Sample ID:	460-151079-50
Client ID:	DUP-04		
Operator ID:		ALS Bottle#:	25 Worklist Smp#: 26
Purge Vol:	5.000 mL	Dil. Factor:	1.0000
Method:	8260624W6	Limit Group:	VOA - 8260C DKQP Water and Solid
Column:	Rtx-624 (0.25 mm)	Detector	MS SCAN

82 1,1,2-Trichloroethane, CAS: 79-00-5

Processing Results

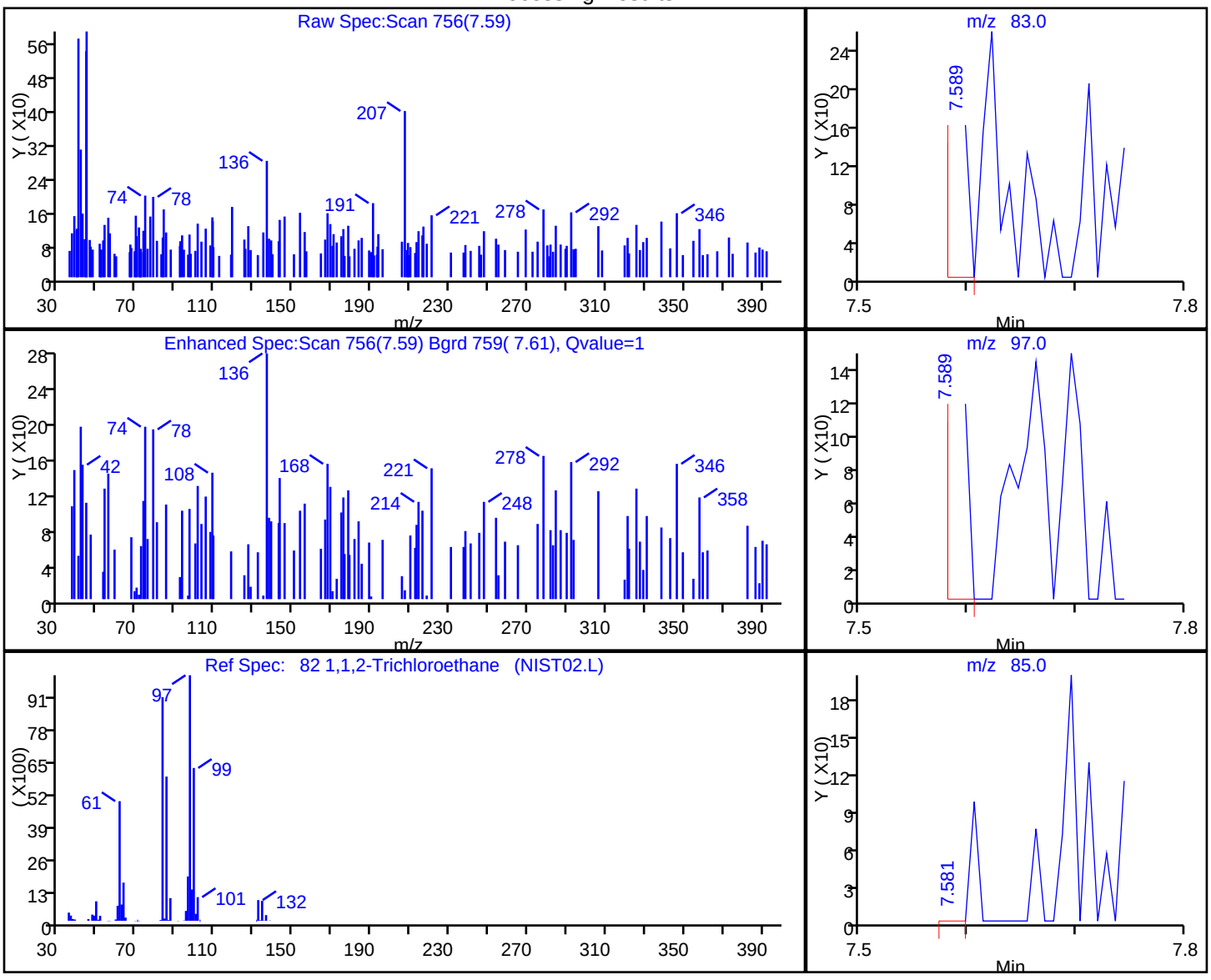

RT	Mass	Response	Amount
7.59	83.00	206	0.091462
7.59	97.00	135	
7.58	85.00	108	

Reviewer: delpolitov, 12-Mar-2018 18:15:39

Audit Action: Marked Compound Undetected Audit Reason: Invalid Compound ID

User Disabled Compound Report

TestAmerica Edison

Data File:	\\ChromNA\Edison\ChromData\CVOAMS6\20180309-68582.b\F60639.D		
Injection Date:	10-Mar-2018 08:08:30	Instrument ID:	CVOAMS6
Lims ID:	460-151079-A-50	Lab Sample ID:	460-151079-50
Client ID:	DUP-04		
Operator ID:		ALS Bottle#:	25 Worklist Smp#: 26
Purge Vol:	5.000 mL	Dil. Factor:	1.0000
Method:	8260624W6	Limit Group:	VOA - 8260C DKQP Water and Solid
Column:	Rtx-624 (0.25 mm)	Detector	MS SCAN

124 1,2-Dibromo-3-Chloropropane, CAS: 96-12-8

Processing Results

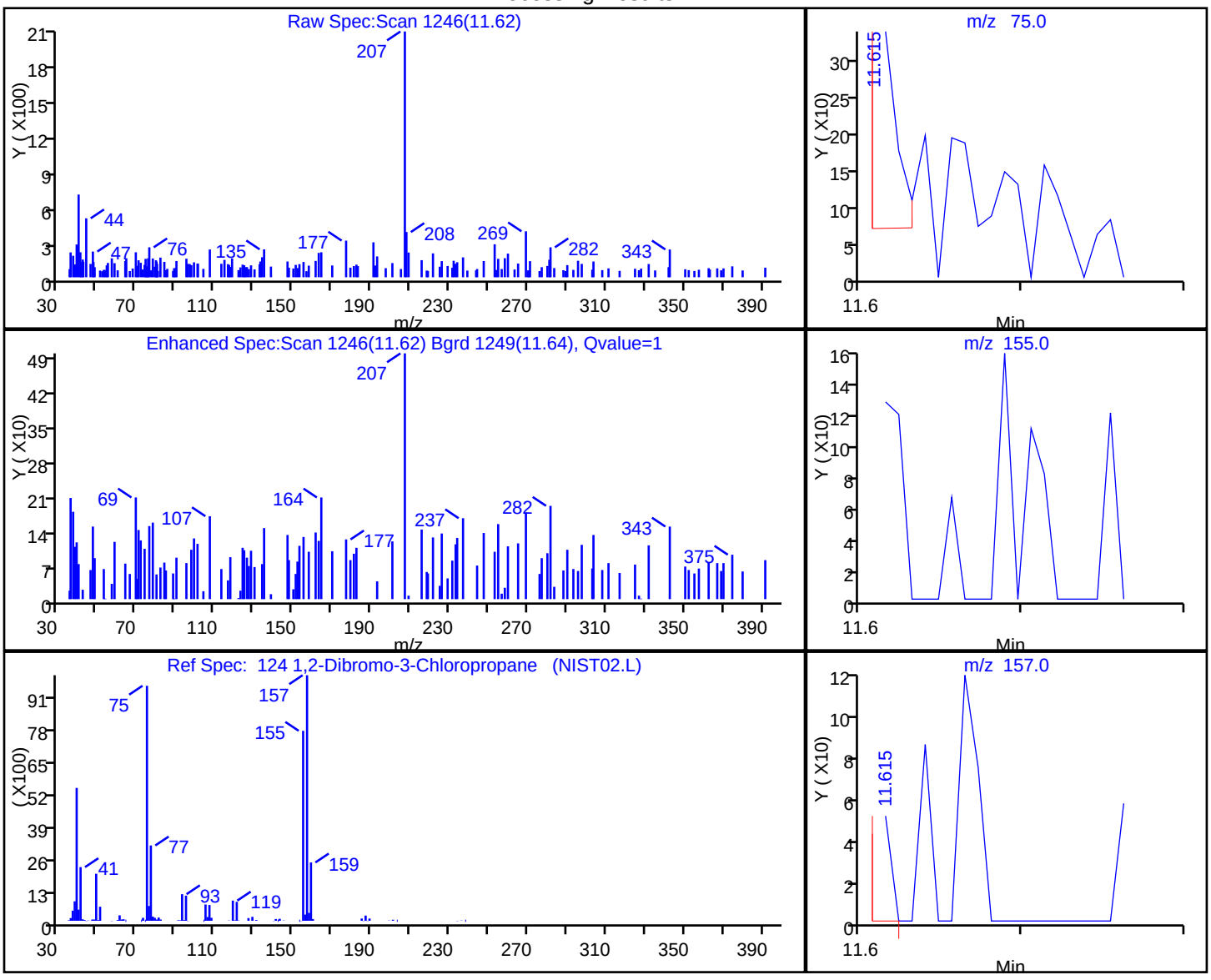

RT	Mass	Response	Amount
11.62	75.00	202	0.232998
11.62	155.00	170	
11.62	157.00	25	

Reviewer: delpolitov, 12-Mar-2018 18:15:39

Audit Action: Marked Compound Undetected Audit Reason: Invalid Compound ID

User Disabled Compound Report

TestAmerica Edison

Data File:	\\ChromNA\Edison\ChromData\CVOAMS6\20180309-68582.b\F60639.D		
Injection Date:	10-Mar-2018 08:08:30	Instrument ID:	CVOAMS6
Lims ID:	460-151079-A-50	Lab Sample ID:	460-151079-50
Client ID:	DUP-04		
Operator ID:		ALS Bottle#:	25 Worklist Smp#: 26
Purge Vol:	5.000 mL	Dil. Factor:	1.0000
Method:	8260624W6	Limit Group:	VOA - 8260C DKQP Water and Solid
Column:	Rtx-624 (0.25 mm)	Detector	MS SCAN

59 1,2-Dichloroethane, CAS: 107-06-2

Processing Results

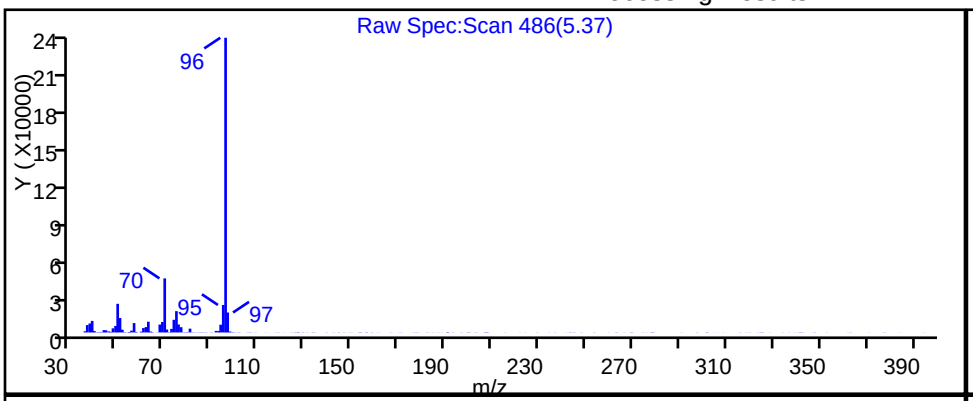

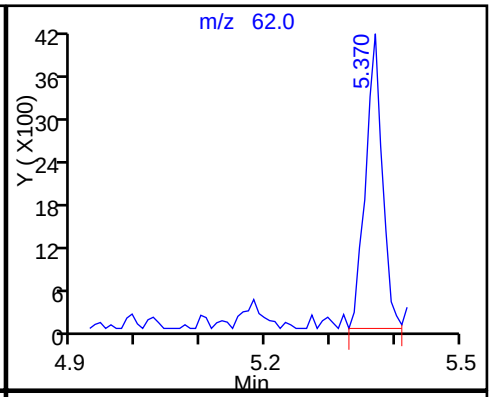

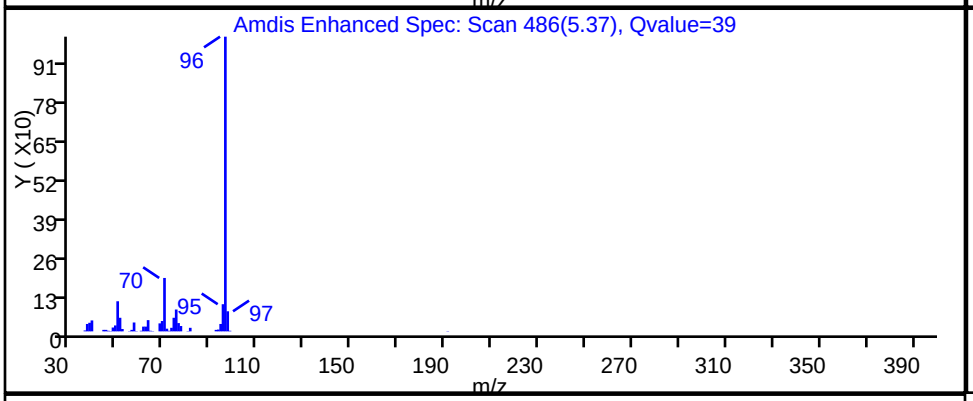

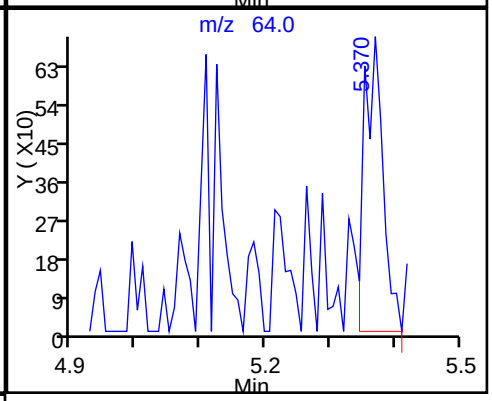

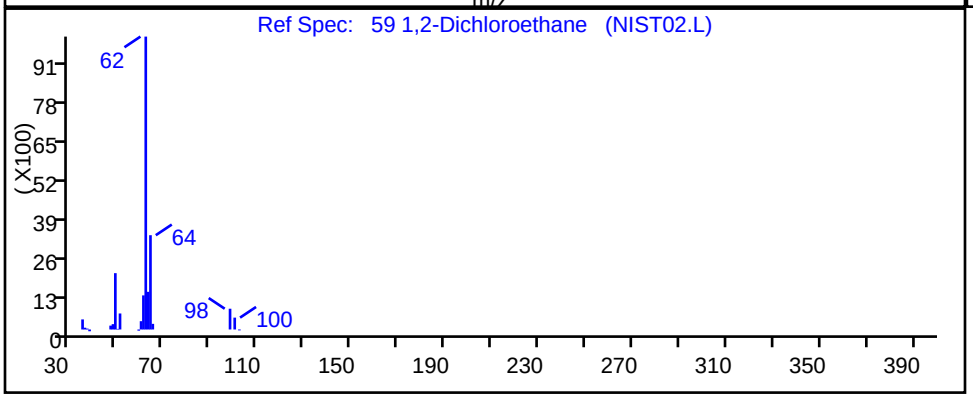

RT	Mass	Response	Amount
5.37	62.00	7539	1.857469
5.37	64.00	1383	

Reviewer: delpolitov, 12-Mar-2018 18:15:39

Audit Action: Marked Compound Undetected Audit Reason: Invalid Compound ID

User Disabled Compound Report

TestAmerica Edison

Data File:	\\ChromNA\Edison\ChromData\CVOAMS6\20180309-68582.b\F60639.D		
Injection Date:	10-Mar-2018 08:08:30	Instrument ID:	CVOAMS6
Lims ID:	460-151079-A-50	Lab Sample ID:	460-151079-50
Client ID:	DUP-04		
Operator ID:		ALS Bottle#:	25 Worklist Smp#: 26
Purge Vol:	5.000 mL	Dil. Factor:	1.0000
Method:	8260624W6	Limit Group:	VOA - 8260C DKQP Water and Solid
Column:	Rtx-624 (0.25 mm)	Detector	MS SCAN

66 1,2-Dichloropropane, CAS: 78-87-5

Processing Results

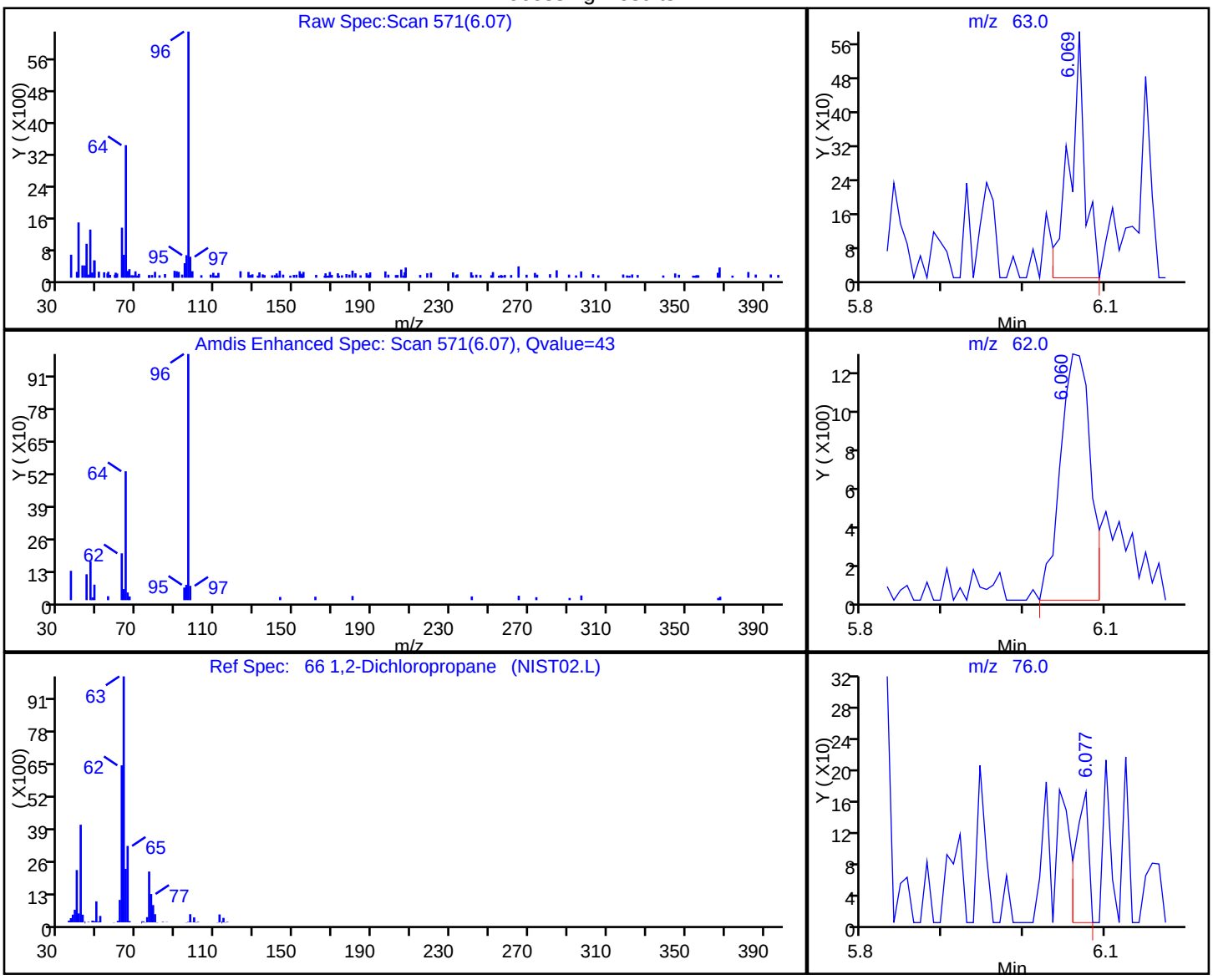

RT	Mass	Response	Amount
6.07	63.00	774	0.277608
6.06	62.00	3337	
6.08	76.00	185	
6.04	112.00	123	

Reviewer: delpolitov, 12-Mar-2018 18:15:39

Audit Action: Marked Compound Undetected Audit Reason: Invalid Compound ID

User Disabled Compound Report

TestAmerica Edison

Data File:	\\ChromNA\Edison\ChromData\CVOAMS6\20180309-68582.b\F60639.D		
Injection Date:	10-Mar-2018 08:08:30	Instrument ID:	CVOAMS6
Lims ID:	460-151079-A-50	Lab Sample ID:	460-151079-50
Client ID:	DUP-04		
Operator ID:		ALS Bottle#:	25 Worklist Smp#: 26
Purge Vol:	5.000 mL	Dil. Factor:	1.0000
Method:	8260624W6	Limit Group:	VOA - 8260C DKQP Water and Solid
Column:	Rtx-624 (0.25 mm)	Detector	MS SCAN

69 1,4-Dioxane, CAS: 123-91-1

Processing Results

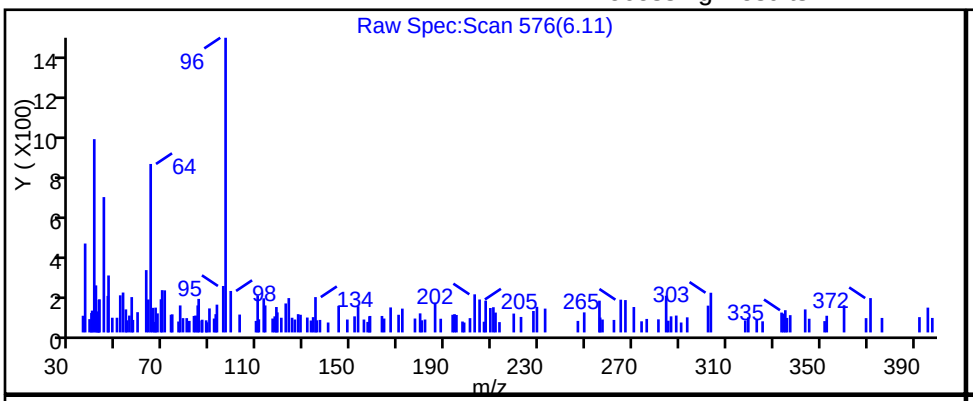

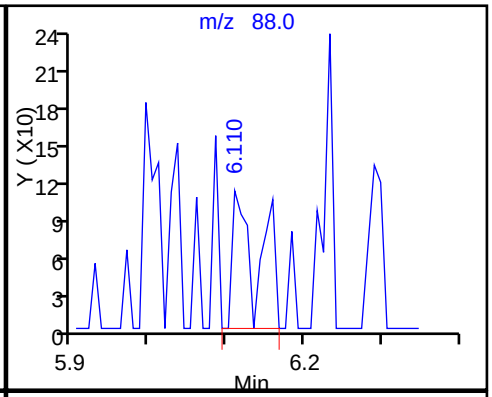

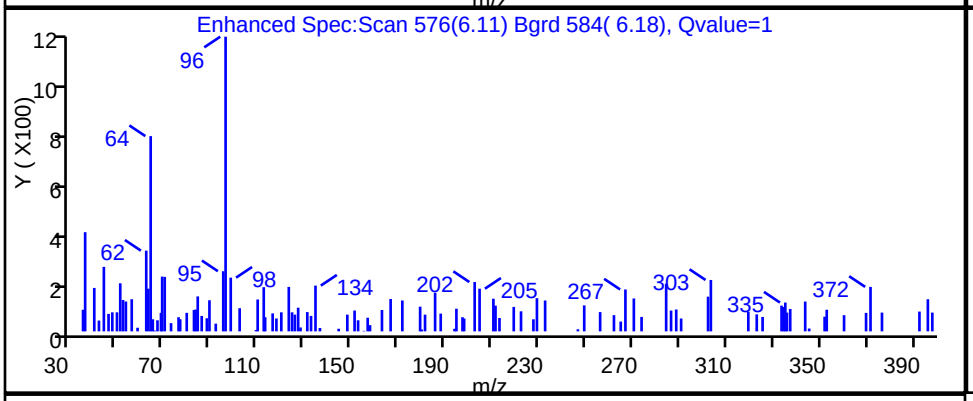

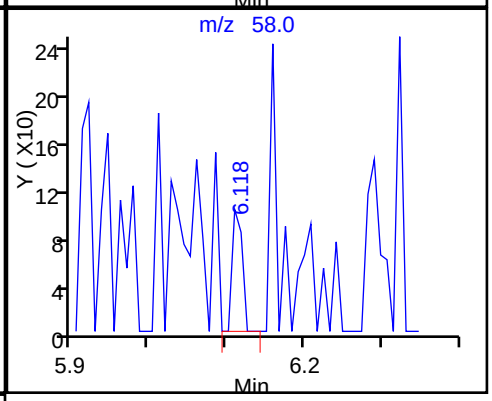

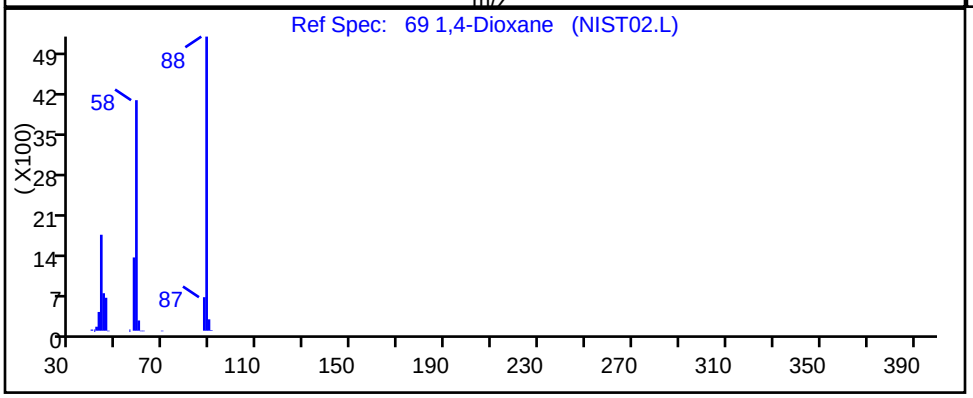

RT	Mass	Response	Amount
6.11	88.00	261	9.991306
6.12	58.00	91	

Reviewer: delpolitov, 12-Mar-2018 18:15:39

Audit Action: Marked Compound Undetected Audit Reason: Invalid Compound ID

User Disabled Compound Report

TestAmerica Edison

Data File:	\\ChromNA\Edison\ChromData\CVOAMS6\20180309-68582.b\F60639.D		
Injection Date:	10-Mar-2018 08:08:30	Instrument ID:	CVOAMS6
Lims ID:	460-151079-A-50	Lab Sample ID:	460-151079-50
Client ID:	DUP-04		
Operator ID:		ALS Bottle#:	25 Worklist Smp#: 26
Purge Vol:	5.000 mL	Dil. Factor:	1.0000
Method:	8260624W6	Limit Group:	VOA - 8260C DKQP Water and Solid
Column:	Rtx-624 (0.25 mm)	Detector	MS SCAN

41 2-Butanone (MEK), CAS: 78-93-3

Processing Results

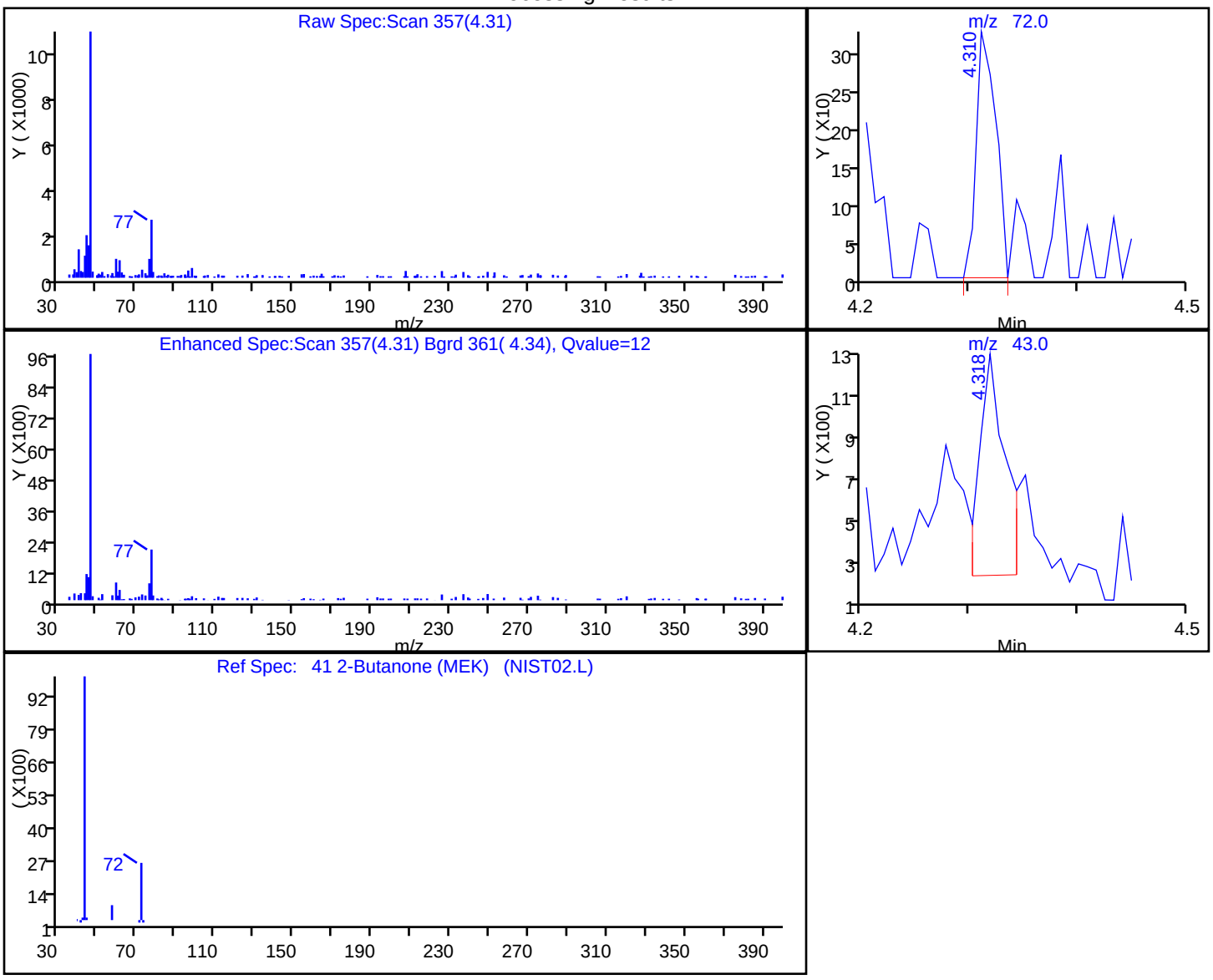

RT	Mass	Response	Amount
4.31	72.00	415	3.333078
4.32	43.00	1734	

Reviewer: delpolitov, 12-Mar-2018 18:15:39

Audit Action: Marked Compound Undetected Audit Reason: Invalid Compound ID

User Disabled Compound Report

TestAmerica Edison

Data File:	\\ChromNA\Edison\ChromData\CVOAMS6\20180309-68582.b\F60639.D		
Injection Date:	10-Mar-2018 08:08:30	Instrument ID:	CVOAMS6
Lims ID:	460-151079-A-50	Lab Sample ID:	460-151079-50
Client ID:	DUP-04		
Operator ID:		ALS Bottle#:	25 Worklist Smp#: 26
Purge Vol:	5.000 mL	Dil. Factor:	1.0000
Method:	8260624W6	Limit Group:	VOA - 8260C DKQP Water and Solid
Column:	Rtx-624 (0.25 mm)	Detector	MS SCAN

77 4-Methyl-2-pentanone (MIBK), CAS: 108-10-1

Processing Results

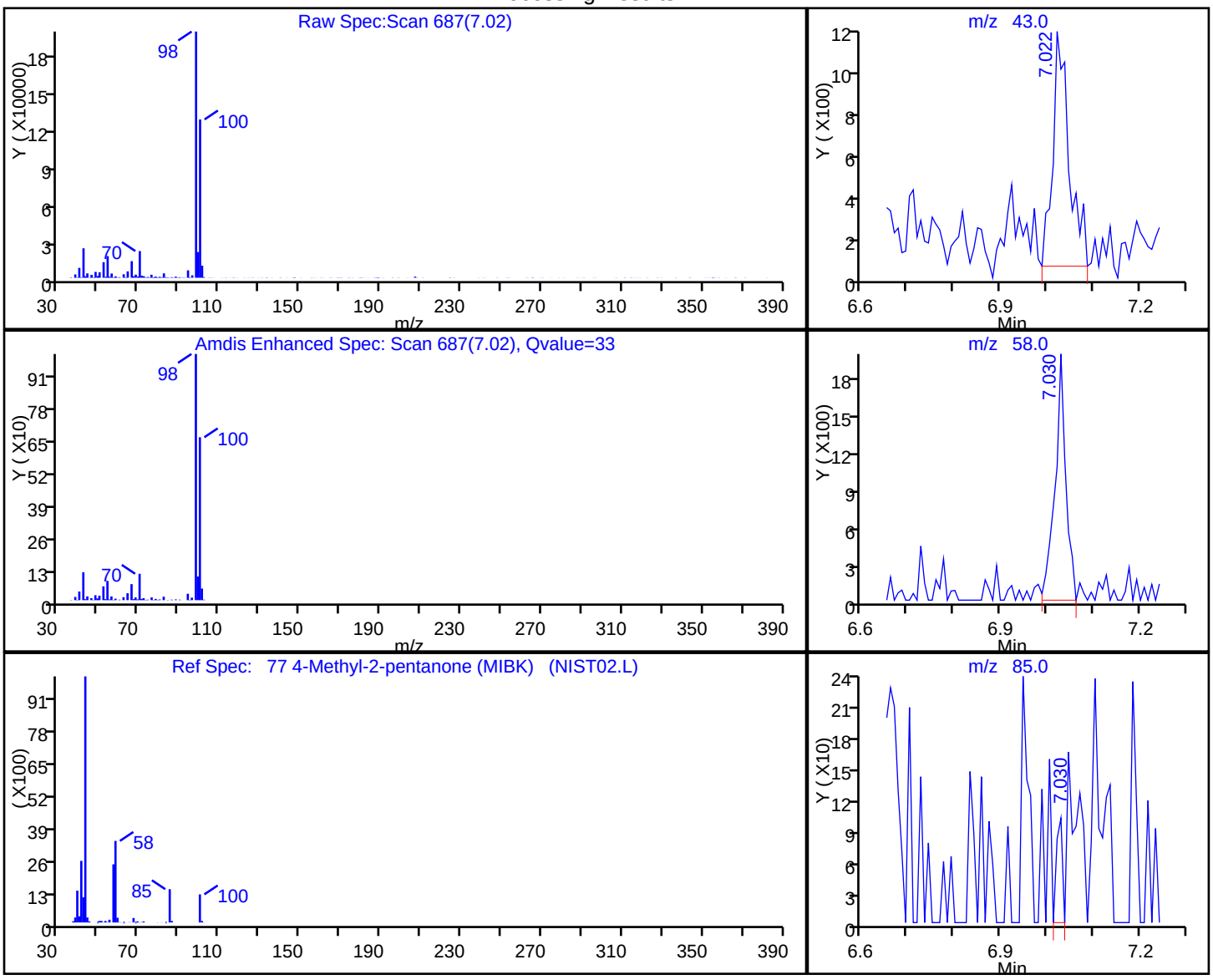

RT	Mass	Response	Amount
7.02	43.00	2634	1.222189
7.03	58.00	3200	
7.03	85.00	90	
7.03	100.00	312099	

Reviewer: delpolitov, 12-Mar-2018 18:15:39

Audit Action: Marked Compound Undetected Audit Reason: Invalid Compound ID

User Disabled Compound Report

TestAmerica Edison

Data File:	\\ChromNA\Edison\ChromData\CVOAMS6\20180309-68582.b\F60639.D		
Injection Date:	10-Mar-2018 08:08:30	Instrument ID:	CVOAMS6
Lims ID:	460-151079-A-50	Lab Sample ID:	460-151079-50
Client ID:	DUP-04		
Operator ID:		ALS Bottle#:	25 Worklist Smp#: 26
Purge Vol:	5.000 mL	Dil. Factor:	1.0000
Method:	8260624W6	Limit Group:	VOA - 8260C DKQP Water and Solid
Column:	Rtx-624 (0.25 mm)	Detector	MS SCAN

30 trans-1,2-Dichloroethene, CAS: 156-60-5

Processing Results

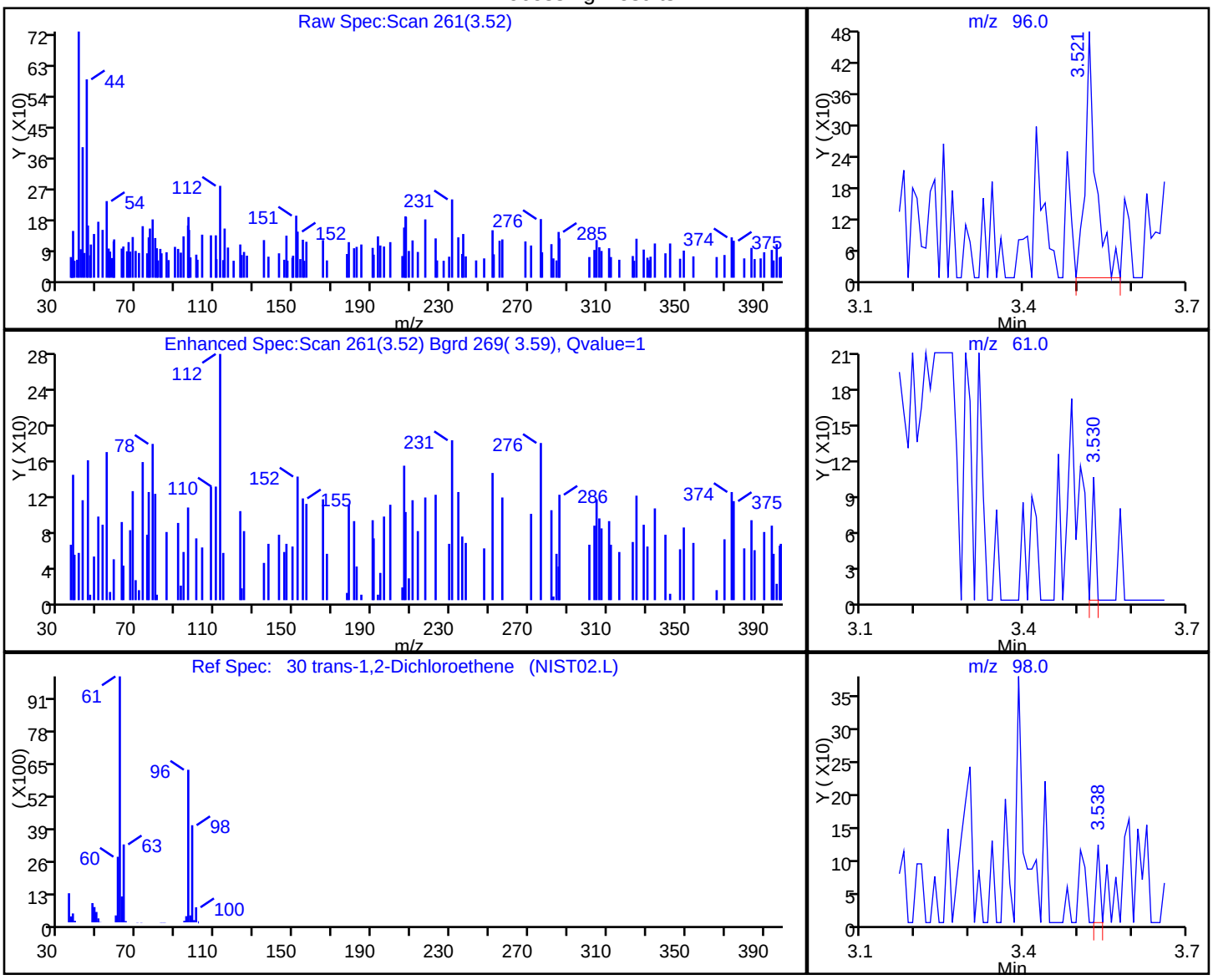

RT	Mass	Response	Amount
3.52	96.00	639	0.186762
3.53	61.00	50	
3.54	98.00	58	

Reviewer: delpolitov, 12-Mar-2018 18:15:39

Audit Action: Marked Compound Undetected Audit Reason: Invalid Compound ID

User Disabled Compound Report

TestAmerica Edison

Data File:	\\ChromNA\Edison\ChromData\CVOAMS6\20180309-68582.b\F60639.D		
Injection Date:	10-Mar-2018 08:08:30	Instrument ID:	CVOAMS6
Lims ID:	460-151079-A-50	Lab Sample ID:	460-151079-50
Client ID:	DUP-04		
Operator ID:		ALS Bottle#:	25 Worklist Smp#: 26
Purge Vol:	5.000 mL	Dil. Factor:	1.0000
Method:	8260624W6	Limit Group:	VOA - 8260C DKQP Water and Solid
Column:	Rtx-624 (0.25 mm)	Detector	MS SCAN

4 Vinyl chloride, CAS: 75-01-4

Processing Results

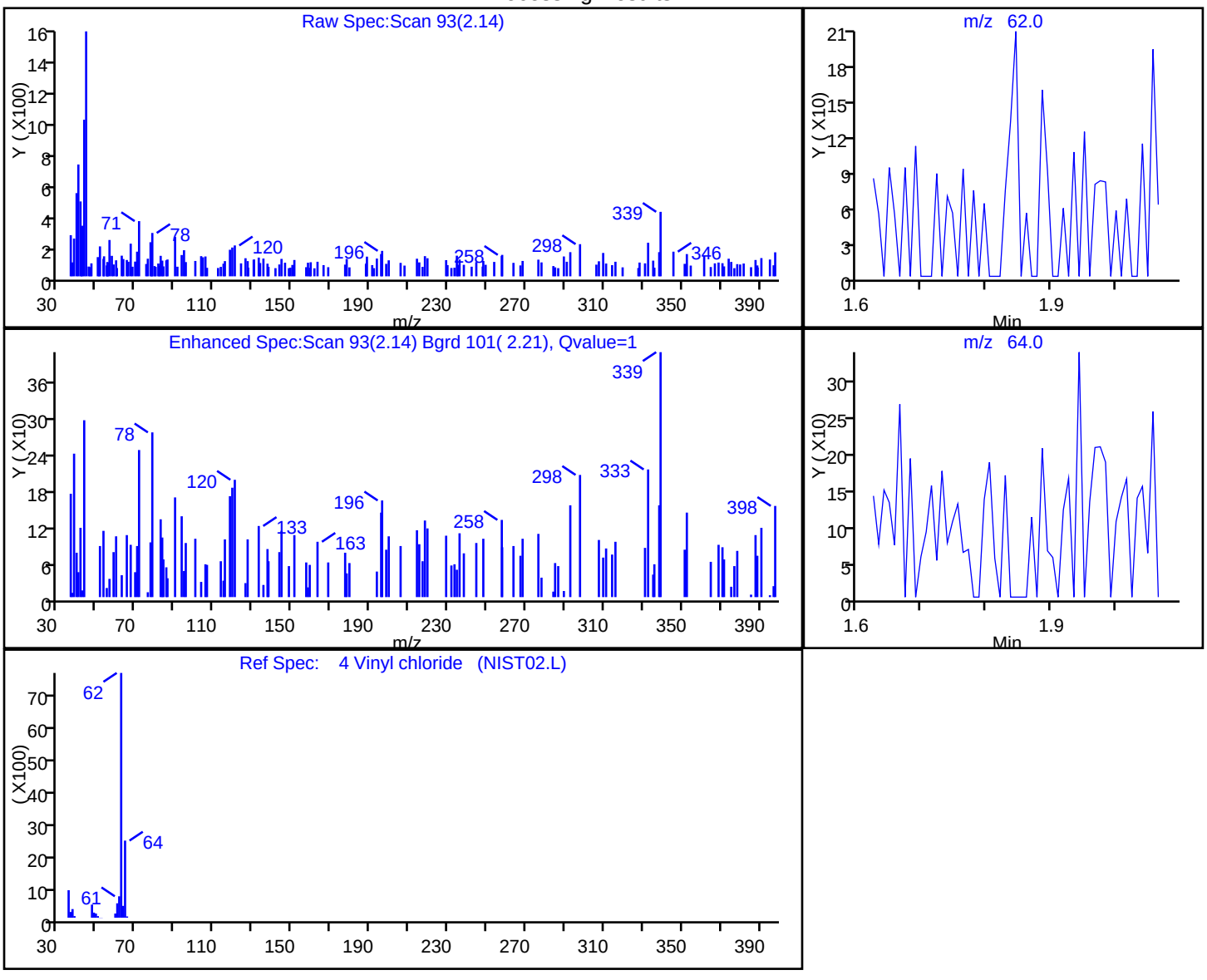

RT	Mass	Response	Amount
2.14	62.00	248	0.068089
2.13	64.00	566	

Reviewer: delpolitov, 12-Mar-2018 18:15:39

Audit Action: Marked Compound Undetected Audit Reason: Invalid Compound ID

FORM I
GC/MS VOA ORGANICS ANALYSIS DATA SHEET

Lab Name: TestAmerica Edison | Job No.: 460-151079-1

SDG No.:

Client Sample ID: DUP-05 | Lab Sample ID: 460-151079-51

Matrix: Water | Lab File ID: F60640.D

Analysis Method: 8260C | Date Collected: 02/27/2018 00:00

Sample wt/vol: 5(mL) | Date Analyzed: 03/10/2018 08:32

Soil Aliquot Vol: | Dilution Factor: 1

Soil Extract Vol.: | GC Column: Rtx-624 ID: 0.25(mm)

% Moisture: | Level: (low/med) Low

Analysis Batch No.: 502566 | Units: ug/L

CAS NO.	COMPOUND NAME	RESULT	Q	RL	MDL
71-55-6	1,1,1-Trichloroethane	0.28	U	1.0	0.28
79-34-5	1,1,2,2-Tetrachloroethane	0.19	U	1.0	0.19
79-00-5	1,1,2-Trichloroethane	0.080	U	1.0	0.080
75-34-3	1,1-Dichloroethane	0.33	J	1.0	0.24
75-35-4	1,1-Dichloroethene	0.34	U	1.0	0.34
87-61-6	1,2,3-Trichlorobenzene	0.35	U	1.0	0.35
120-82-1	1,2,4-Trichlorobenzene	0.27	U	1.0	0.27
96-12-8	1,2-Dibromo-3-Chloropropane	0.23	U	1.0	0.23
106-93-4	1,2-Dibromoethane	0.19	U	1.0	0.19
95-50-1	1,2-Dichlorobenzene	0.22	U	1.0	0.22
107-06-2	1,2-Dichloroethane	0.25	U	1.0	0.25
78-87-5	1,2-Dichloropropane	0.18	U	1.0	0.18
541-73-1	1,3-Dichlorobenzene	0.33	U	1.0	0.33
106-46-7	1,4-Dichlorobenzene	0.33	U	1.0	0.33
123-91-1	1,4-Dioxane	8.7	U *	50	8.7
78-93-3	2-Butanone	2.2	U	5.0	2.2
591-78-6	2-Hexanone	0.72	U	5.0	0.72
108-10-1	4-Methyl-2-pentanone	0.63	U	5.0	0.63
67-64-1	Acetone	1.1	U	5.0	1.1
71-43-2	Benzene	0.090	U	1.0	0.090
74-97-5	Bromochloromethane	0.30	U	1.0	0.30
75-27-4	Bromodichloromethane	0.15	U	1.0	0.15
75-25-2	Bromoform	0.18	U	1.0	0.18
74-83-9	Bromomethane	0.18	U	1.0	0.18
75-15-0	Carbon disulfide	0.22	U	1.0	0.22
56-23-5	Carbon tetrachloride	0.33	U	1.0	0.33
108-90-7	Chlorobenzene	0.24	U	1.0	0.24
75-00-3	Chloroethane	0.37	U	1.0	0.37
67-66-3	Chloroform	2.7		1.0	0.22
74-87-3	Chloromethane	0.22	U	1.0	0.22
156-59-2	cis-1,2-Dichloroethene	1.7		1.0	0.26
10061-01-5	cis-1,3-Dichloropropene	0.16	U	1.0	0.16
110-82-7	Cyclohexane	0.26	U	1.0	0.26
124-48-1	Dibromochloromethane	0.22	U	1.0	0.22
75-71-8	Dichlorodifluoromethane	0.14	U	1.0	0.14
100-41-4	Ethylbenzene	0.30	U	1.0	0.30

FORM I
GC/MS VOA ORGANICS ANALYSIS DATA SHEET

Lab Name: TestAmerica Edison | Job No.: 460-151079-1

SDG No.:

Client Sample ID: DUP-05 | Lab Sample ID: 460-151079-51

Matrix: Water | Lab File ID: F60640.D

Analysis Method: 8260C | Date Collected: 02/27/2018 00:00

Sample wt/vol: 5(mL) | Date Analyzed: 03/10/2018 08:32

Soil Aliquot Vol: | Dilution Factor: 1

Soil Extract Vol.: | GC Column: Rtx-624 ID: 0.25(mm)

% Moisture: | Level: (low/med) Low

Analysis Batch No.: 502566 | Units: ug/L

CAS NO.	COMPOUND NAME	RESULT	Q	RL	MDL
76-13-1	Freon TF	0.34	U	1.0	0.34
98-82-8	Isopropylbenzene	0.32	U	1.0	0.32
179601-23-1	m&p-Xylene	0.28	U	1.0	0.28
79-20-9	Methyl acetate	0.58	U	5.0	0.58
108-87-2	Methylcyclohexane	0.22	U	1.0	0.22
75-09-2	Methylene Chloride	0.61	J	1.0	0.21
1634-04-4	MTBE	0.13	U	1.0	0.13
95-47-6	o-Xylene	0.32	U	1.0	0.32
100-42-5	Styrene	0.17	U	1.0	0.17
127-18-4	Tetrachloroethene	84		1.0	0.12
108-88-3	Toluene	0.25	U	1.0	0.25
156-60-5	trans-1,2-Dichloroethene	0.18	U	1.0	0.18
10061-02-6	trans-1,3-Dichloropropene	0.19	U	1.0	0.19
79-01-6	Trichloroethene	2.3		1.0	0.22
75-69-4	Trichlorofluoromethane	0.15	U	1.0	0.15
75-01-4	Vinyl chloride	0.060	U	1.0	0.060

CAS NO.	SURROGATE	%REC	Q	LIMITS
17060-07-0	1,2-Dichloroethane-d4 (Surr)	96		70-130
460-00-4	Bromofluorobenzene	104		70-130
1868-53-7	Dibromofluoromethane (Surr)	105		70-130
2037-26-5	Toluene-d8 (Surr)	96		70-130

FORM I
GC/MS VOA ORGANICS ANALYSIS DATA SHEET
TENTATIVELY IDENTIFIED COMPOUNDS

Lab Name: TestAmerica Edison Job No.: 460-151079-1

SDG No.:

Client Sample ID: DUP-05 Lab Sample ID: 460-151079-51

Matrix: Water Lab File ID: F60640.D

Analysis Method: 8260C Date Collected: 02/27/2018 00:00

Sample wt/vol: 5(mL) Date Analyzed: 03/10/2018 08:32

Soil Aliquot Vol: Dilution Factor: 1

Soil Extract Vol.: GC Column: Rtx-624 ID: 0.25(mm)

% Moisture: Level: (low/med) Low

Analysis Batch No.: 502566 Units: ug/L

Number TICs Found: 0 TIC Result Total: 0

CAS NO.	COMPOUND NAME	RT	RESULT	Q	MATCH QUALITY
	Tentatively Identified Compound		None		

FORM I-TIC 8260C

TestAmerica Edison
Target Compound Quantitation Report

Data File: \\ChromNA\Edison\ChromData\CVOAMS6\20180309-68582.b\F60640.D
Lims ID: 460-151079-A-51
Client ID: DUP-05
Sample Type: Client
Inject. Date: 10-Mar-2018 08:32:30 ALS Bottle#: 26 Worklist Smp#: 27
Purge Vol: 5.000 mL Dil. Factor: 1.0000
Sample Info: 460-151079-A-51
Misc. Info.: 460-0068582-027
Operator ID: Instrument ID: CVOAMS6

Method: \\ChromNA\Edison\ChromData\CVOAMS6\20180309-68582.b\8260624W6.m
Limit Group: VOA - 8260C DKQP Water and Solid
Last Update: 12-Mar-2018 18:16:40 Calib Date: 09-Mar-2018 04:49:30
Integrator: RTE ID Type: Deconvolution ID
Quant Method: Internal Standard Quant By: Initial Calibration
Last ICal File: \\ChromNA\Edison\ChromData\CVOAMS6\20180309-68530.b\F60575.D

Column 1 : Rtx-624 (0.25 mm) Det: MS SCAN
Process Host: XAWRK008

First Level Reviewer: moroneyc Date: 12-Mar-2018 06:57:37

Compound	Sig	RT (min.)	Exp RT (min.)	Dlt RT (min.)	Q	Response	OnCol Amt ug/l	Flags
* 26 TBA-d9 (IS)	65	3.217	3.217	0.000	0	205413	1000.0	
27 Methylene Chloride	84	3.226	3.234	-0.008	30	2158	0.6115	
34 1,1-Dichloroethane	63	3.801	3.809	-0.008	44	1788	0.3306	
* 38 2-Butanone-d5	46	4.269	4.277	-0.008	0	189755	250.0	
40 cis-1,2-Dichloroethene	96	4.318	4.318	0.000	88	5857	1.66	
48 Chloroform	83	4.590	4.598	-0.008	98	14752	2.69	
$ 51 Dibromofluoromethane (Surr	113	4.746	4.754	-0.008	98	143231	52.4	
$ 56 1,2-Dichloroethane-d4 (Sur	65	5.099	5.099	0.000	0	140176	48.2	
* 61 Fluorobenzene	96	5.370	5.370	0.000	99	471941	50.0	
63 Trichloroethene	95	5.724	5.724	0.000	88	7381	2.32	
* 67 1,4-Dioxane-d8	96	6.052	6.060	-0.008	0	22632	1000.0	
$ 78 Toluene-d8 (Surr)	98	7.030	7.030	0.000	100	464980	48.1	
83 Tetrachloroethene	166	7.720	7.720	0.000	98	327921	83.8	
* 89 Chlorobenzene-d5	117	8.821	8.821	0.000	84	398361	50.0	
$ 100 4-Bromofluorobenzene	174	10.070	10.070	0.000	96	200088	52.1	
* 116 1,4-Dichlorobenzene-d4	152	10.941	10.941	0.000	93	271212	50.0	

Reagents:

VOA6IS/SURR_00009 Amount Added: 5.00 Units: uL Run Reagent

Report Date: 12-Mar-2018 18:16:42 Chrom Revision: 2.2 08-Feb-2018 13:38:42

TestAmerica Edison

Data File: \\ChromNA\Edison\ChromData\CVOAMS6\20180309-68582.b\F60640.D

Injection Date:	10-Mar-2018 08:32:30	Instrument ID:	CVOAMS6	Operator ID:	
Lims ID:	460-151079-A-51	Lab Sample ID:	460-151079-51	Worklist Smp#:	27
Client ID:	DUP-05				
Purge Vol:	5.000 mL	Dil. Factor:	1.0000	ALS Bottle#:	26
Method:	8260624W6	Limit Group:	VOA - 8260C DKQP Water and Solid		

Column: Rtx-624 (0.25 mm)

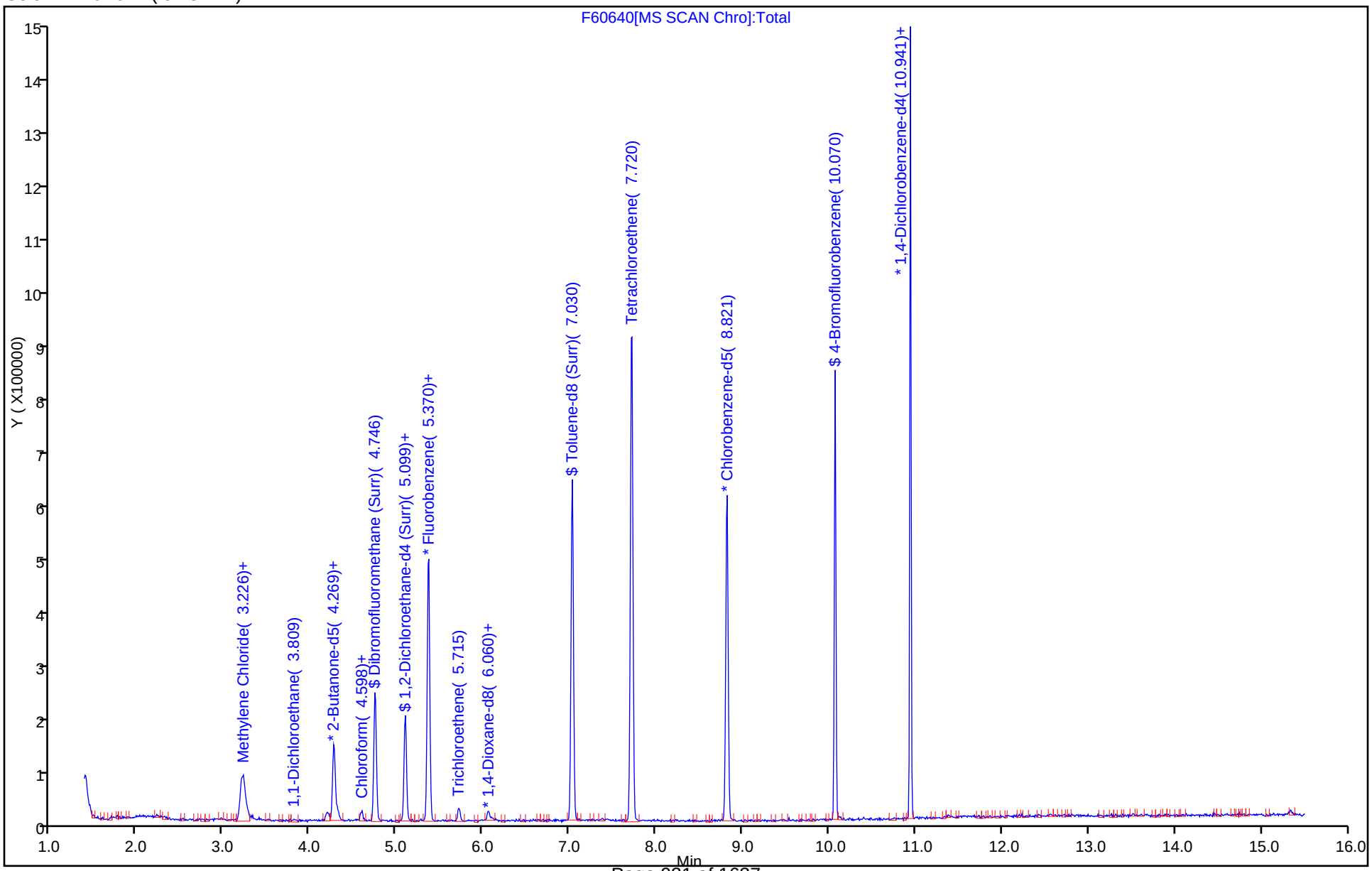

Report Date: 12-Mar-2018 18:16:43 Chrom Revision: 2.2 08-Feb-2018 13:38:42

TestAmerica Edison

Data File: \\ChromNA\Edison\ChromData\CVOAMS6\20180309-68582.b\F60640.D

Injection Date:	10-Mar-2018 08:32:30	Instrument ID:	CVOAMS6		
Lims ID:	460-151079-A-51	Lab Sample ID:	460-151079-51		
Client ID:	DUP-05				
Operator ID:		ALS Bottle#:	26	Worklist Smp#:	27
Purge Vol:	5.000 mL	Dil. Factor:	1.0000		
Method:	8260624W6	Limit Group:	VOA - 8260C DKQP Water and Solid		
Column:	Rtx-624 (0.25 mm)	Detector	MS SCAN		

34 1,1-Dichloroethane, CAS: 75-34-3

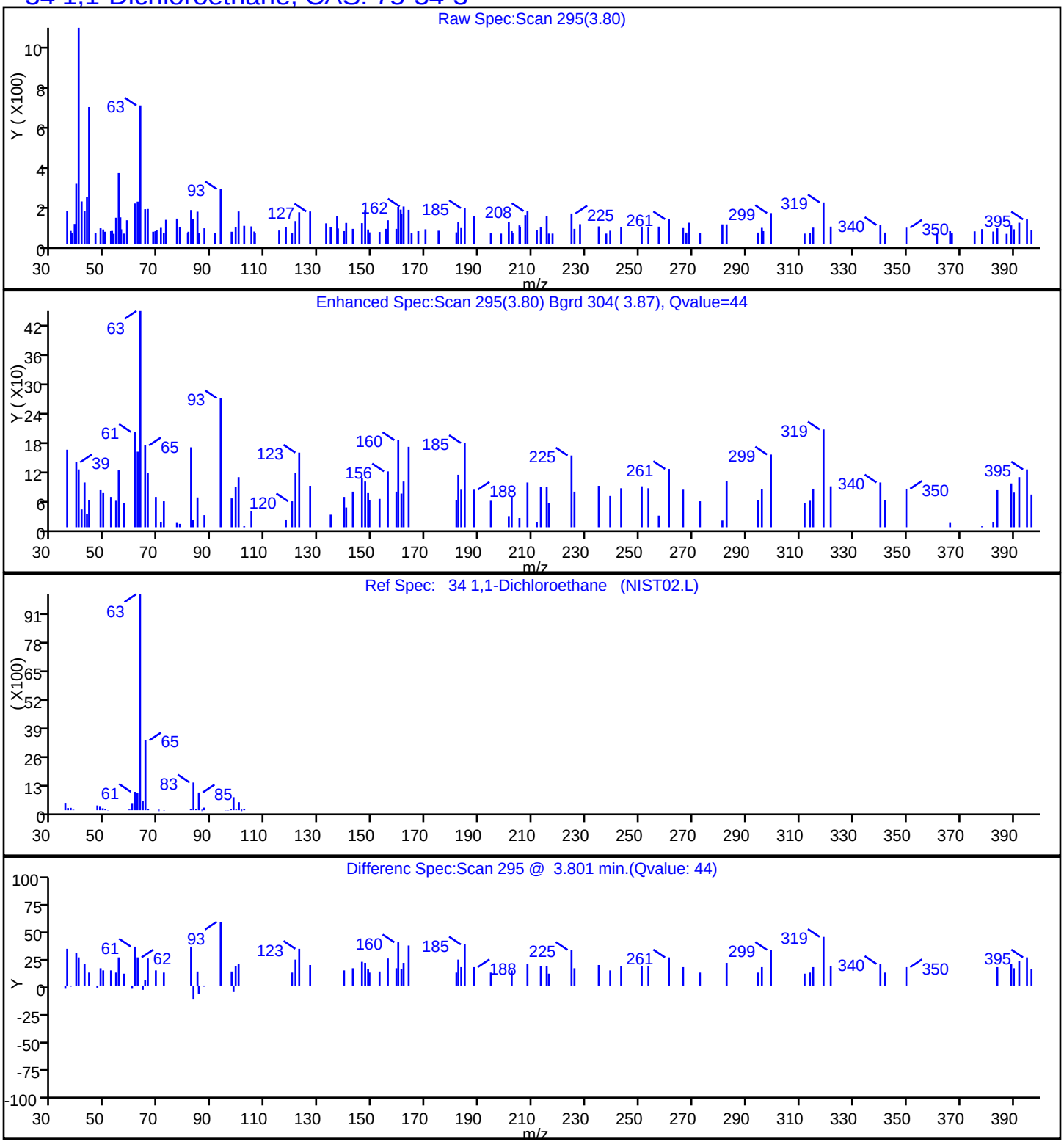

Report Date: 12-Mar-2018 18:16:43 Chrom Revision: 2.2 08-Feb-2018 13:38:42

TestAmerica Edison

Data File: \\ChromNA\Edison\ChromData\CVOAMS6\20180309-68582.b\F60640.D

Injection Date:	10-Mar-2018 08:32:30	Instrument ID:	CVOAMS6
Lims ID:	460-151079-A-51	Lab Sample ID:	460-151079-51
Client ID:	DUP-05		
Operator ID:		ALS Bottle#:	26 Worklist Smp#: 27
Purge Vol:	5.000 mL	Dil. Factor:	1.0000
Method:	8260624W6	Limit Group:	VOA - 8260C DKQP Water and Solid
Column:	Rtx-624 (0.25 mm)	Detector	MS SCAN

48 Chloroform, CAS: 67-66-3

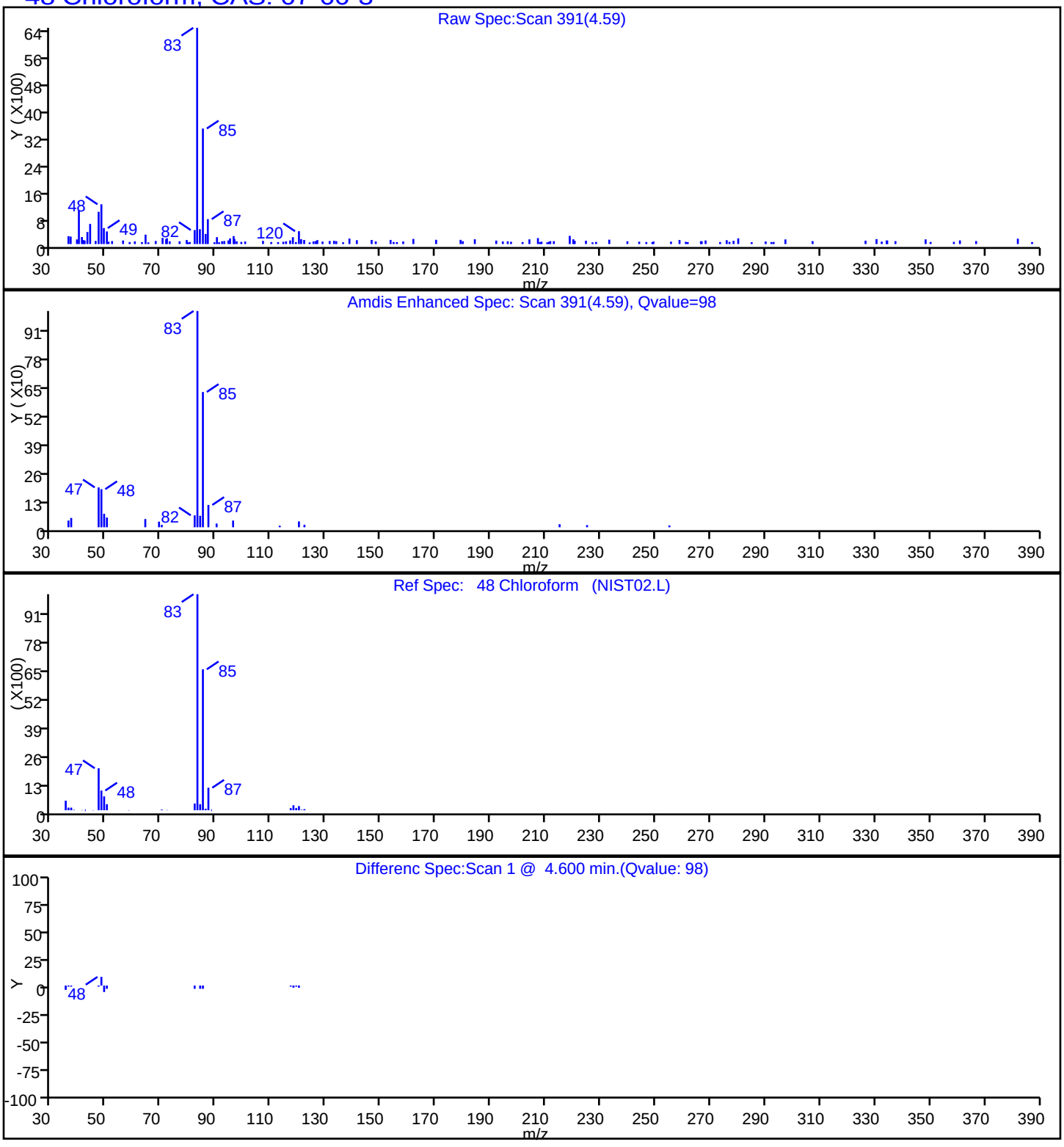

Report Date: 12-Mar-2018 18:16:43 Chrom Revision: 2.2 08-Feb-2018 13:38:42

TestAmerica Edison

Data File: \\ChromNA\Edison\ChromData\CVOAMS6\20180309-68582.b\F60640.D

Injection Date:	10-Mar-2018 08:32:30	Instrument ID:	CVOAMS6
Lims ID:	460-151079-A-51	Lab Sample ID:	460-151079-51
Client ID:	DUP-05		
Operator ID:		ALS Bottle#:	26 Worklist Smp#: 27
Purge Vol:	5.000 mL	Dil. Factor:	1.0000
Method:	8260624W6	Limit Group:	VOA - 8260C DKQP Water and Solid
Column:	Rtx-624 (0.25 mm)	Detector	MS SCAN

40 cis-1,2-Dichloroethene, CAS: 156-59-2

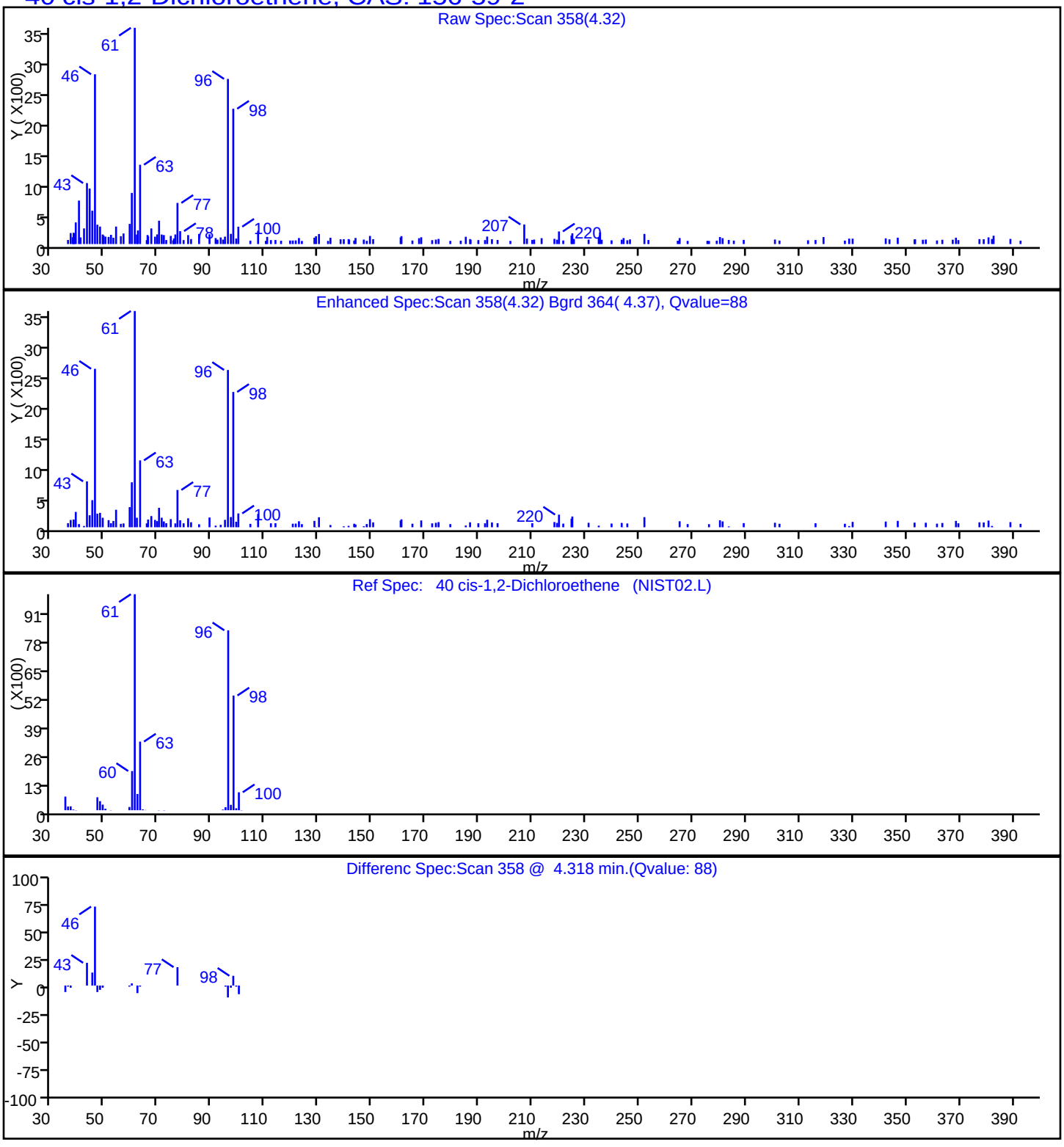

Report Date: 12-Mar-2018 18:16:42 Chrom Revision: 2.2 08-Feb-2018 13:38:42

TestAmerica Edison

Data File: \\ChromNA\Edison\ChromData\CVOAMS6\20180309-68582.b\F60640.D

Injection Date:	10-Mar-2018 08:32:30	Instrument ID:	CVOAMS6
Lims ID:	460-151079-A-51	Lab Sample ID:	460-151079-51
Client ID:	DUP-05		
Operator ID:		ALS Bottle#:	26 Worklist Smp#: 27
Purge Vol:	5.000 mL	Dil. Factor:	1.0000
Method:	8260624W6	Limit Group:	VOA - 8260C DKQP Water and Solid
Column:	Rtx-624 (0.25 mm)	Detector	MS SCAN

27 Methylene Chloride, CAS: 75-09-2

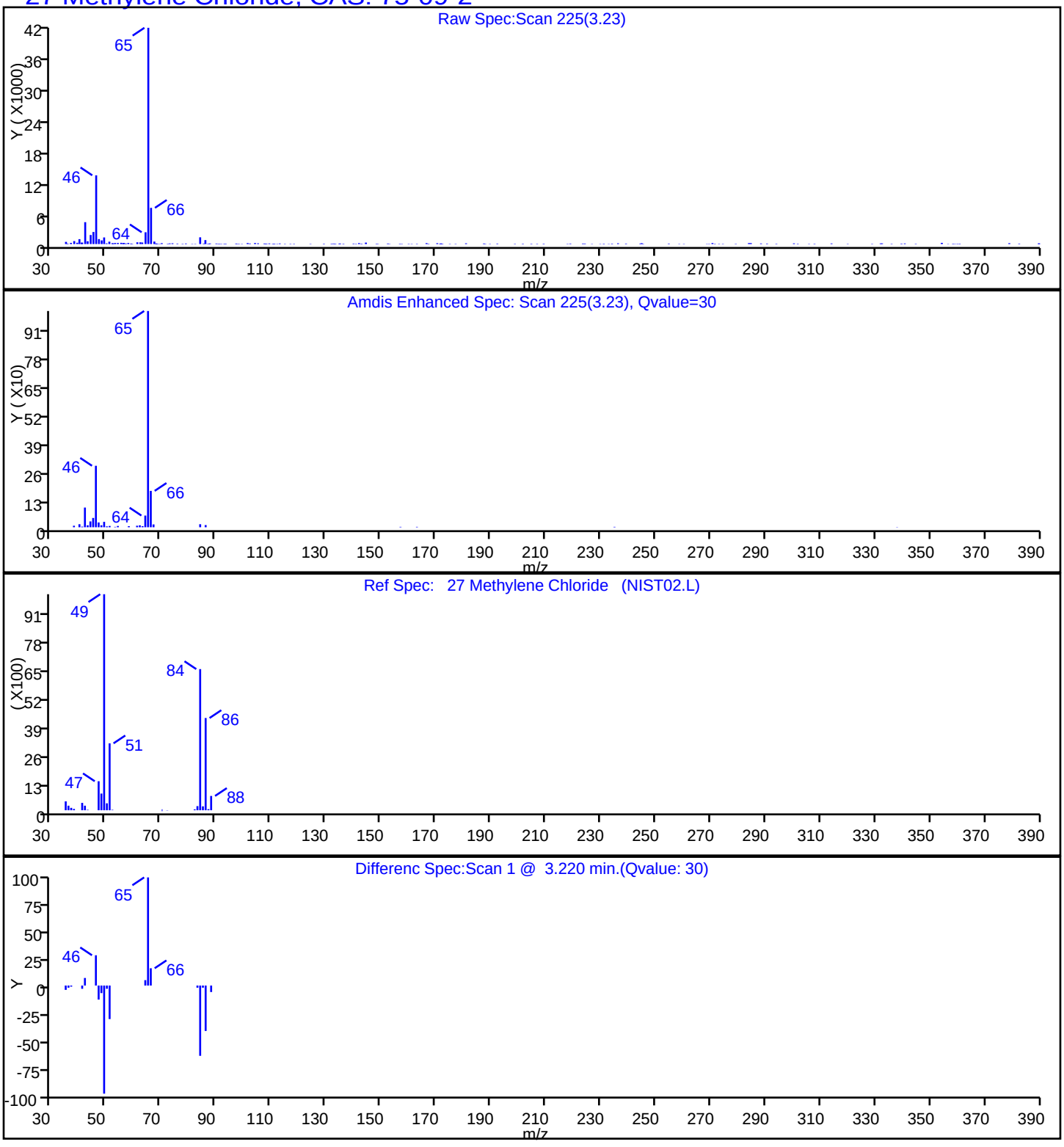

Report Date: 12-Mar-2018 18:16:43 Chrom Revision: 2.2 08-Feb-2018 13:38:42

TestAmerica Edison

Data File: \\ChromNA\Edison\ChromData\CVOAMS6\20180309-68582.b\F60640.D

Injection Date:	10-Mar-2018 08:32:30	Instrument ID:	CVOAMS6
Lims ID:	460-151079-A-51	Lab Sample ID:	460-151079-51
Client ID:	DUP-05		
Operator ID:		ALS Bottle#:	26 Worklist Smp#: 27
Purge Vol:	5.000 mL	Dil. Factor:	1.0000
Method:	8260624W6	Limit Group:	VOA - 8260C DKQP Water and Solid
Column:	Rtx-624 (0.25 mm)	Detector	MS SCAN

83 Tetrachloroethene, CAS: 127-18-4

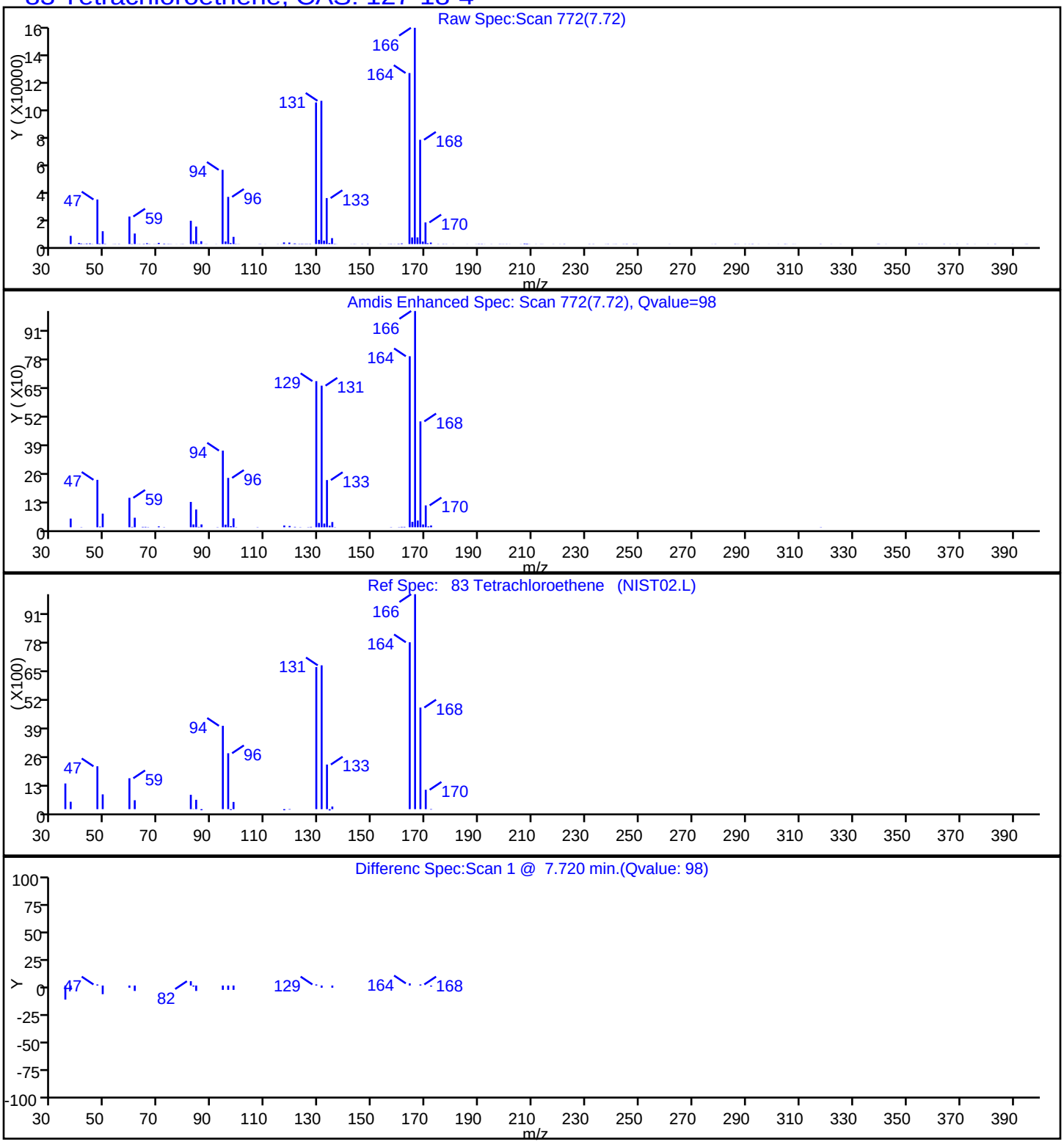

Report Date: 12-Mar-2018 18:16:43 Chrom Revision: 2.2 08-Feb-2018 13:38:42

TestAmerica Edison

Data File: \\ChromNA\Edison\ChromData\CVOAMS6\20180309-68582.b\F60640.D

Injection Date:	10-Mar-2018 08:32:30	Instrument ID:	CVOAMS6
Lims ID:	460-151079-A-51	Lab Sample ID:	460-151079-51
Client ID:	DUP-05		
Operator ID:		ALS Bottle#:	26 Worklist Smp#: 27
Purge Vol:	5.000 mL	Dil. Factor:	1.0000
Method:	8260624W6	Limit Group:	VOA - 8260C DKQP Water and Solid
Column:	Rtx-624 (0.25 mm)	Detector	MS SCAN

63 Trichloroethene, CAS: 79-01-6

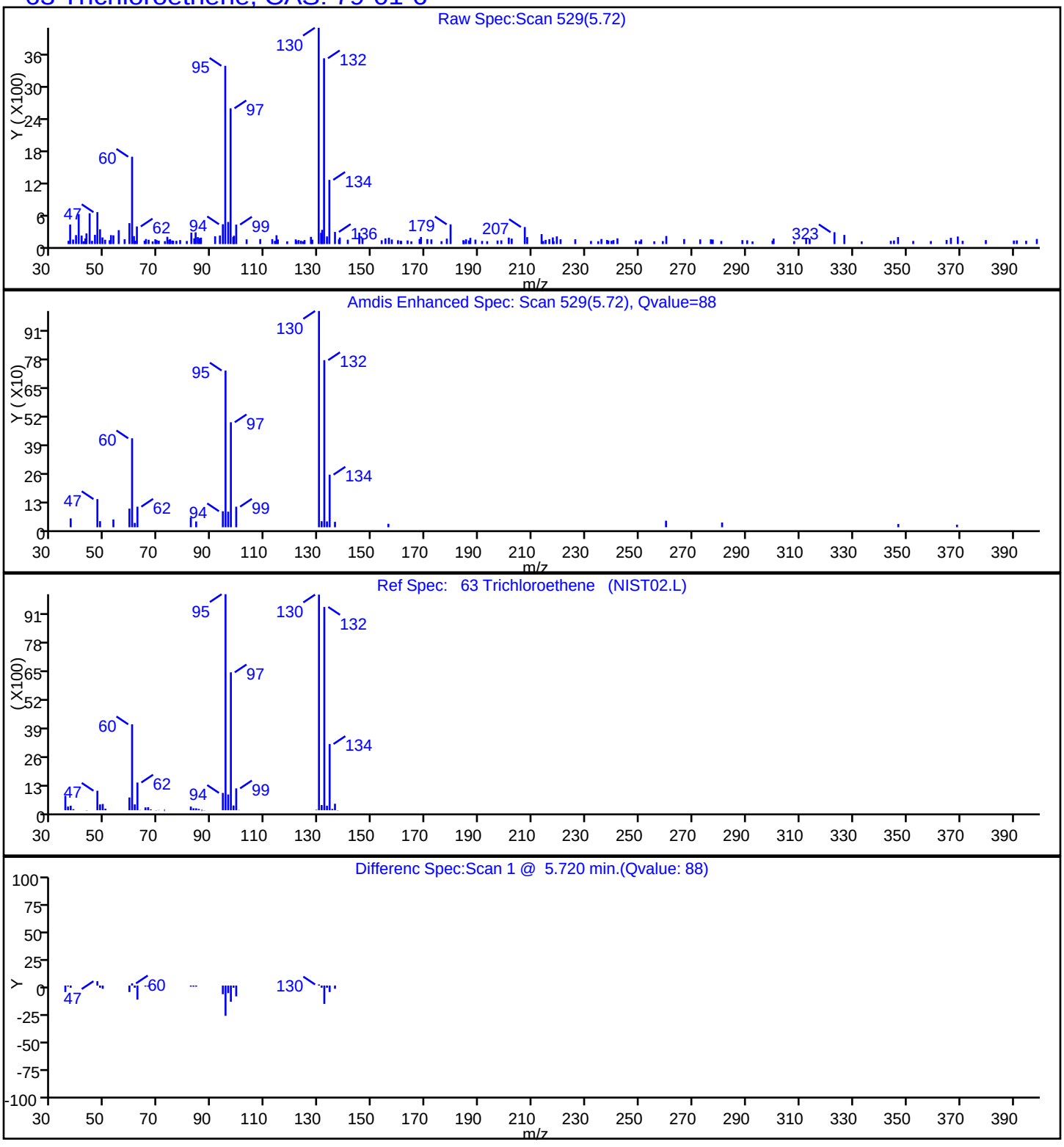

User Disabled Compound Report

TestAmerica Edison

Data File:	\\ChromNA\Edison\ChromData\CVOAMS6\20180309-68582.b\F60640.D		
Injection Date:	10-Mar-2018 08:32:30	Instrument ID:	CVOAMS6
Lims ID:	460-151079-A-51	Lab Sample ID:	460-151079-51
Client ID:	DUP-05		
Operator ID:		ALS Bottle#:	26 Worklist Smp#: 27
Purge Vol:	5.000 mL	Dil. Factor:	1.0000
Method:	8260624W6	Limit Group:	VOA - 8260C DKQP Water and Solid
Column:	Rtx-624 (0.25 mm)	Detector	MS SCAN

82 1,1,2-Trichloroethane, CAS: 79-00-5

Processing Results

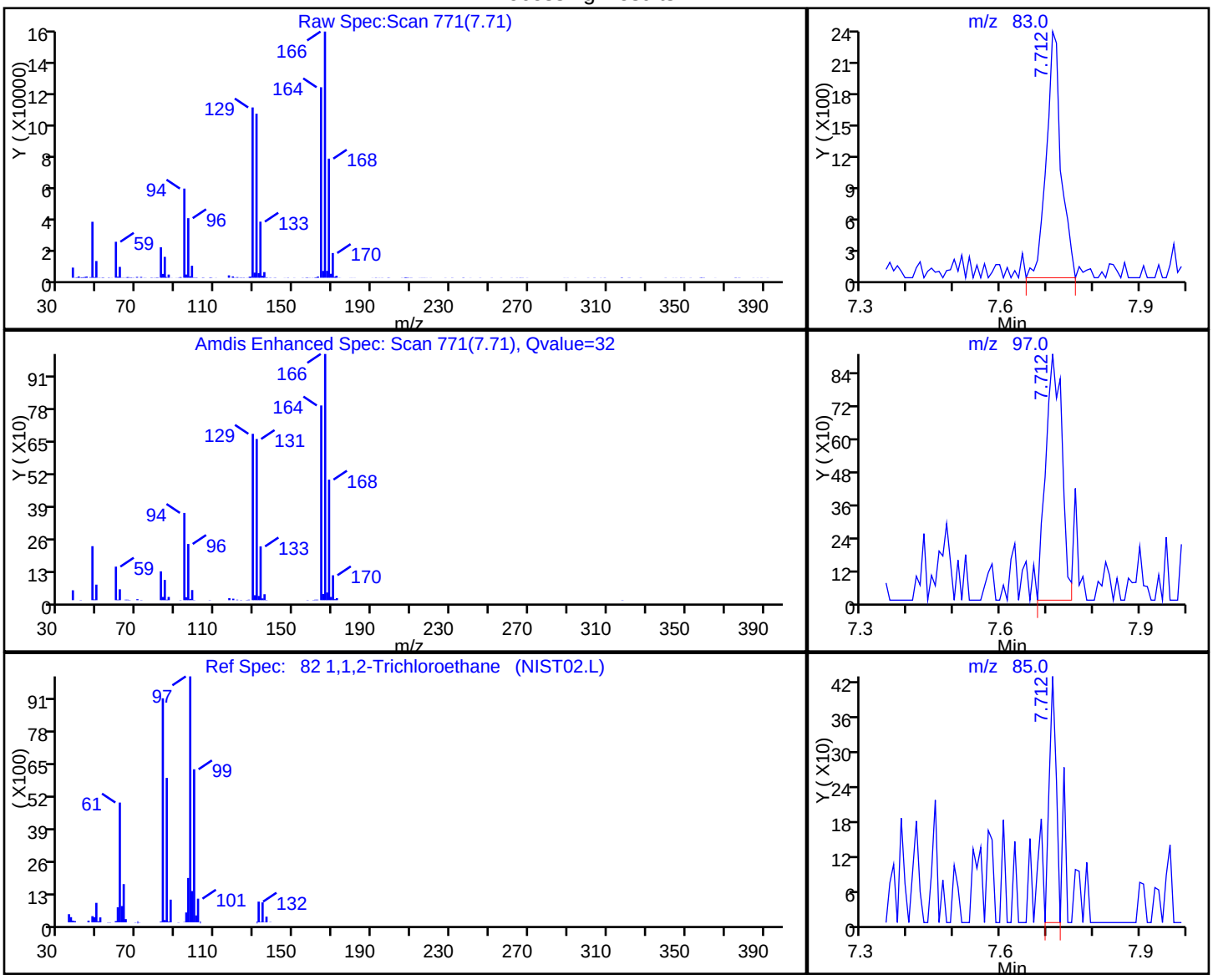

RT	Mass	Response	Amount
7.71	83.00	5230	2.310554
7.71	97.00	2195	
7.71	85.00	440	

Reviewer: delpolitov, 12-Mar-2018 18:16:40

Audit Action: Marked Compound Undetected Audit Reason: Invalid Compound ID

User Disabled Compound Report

TestAmerica Edison

Data File:	\\ChromNA\Edison\ChromData\CVOAMS6\20180309-68582.b\F60640.D		
Injection Date:	10-Mar-2018 08:32:30	Instrument ID:	CVOAMS6
Lims ID:	460-151079-A-51	Lab Sample ID:	460-151079-51
Client ID:	DUP-05		
Operator ID:		ALS Bottle#:	26 Worklist Smp#: 27
Purge Vol:	5.000 mL	Dil. Factor:	1.0000
Method:	8260624W6	Limit Group:	VOA - 8260C DKQP Water and Solid
Column:	Rtx-624 (0.25 mm)	Detector	MS SCAN

124 1,2-Dibromo-3-Chloropropane, CAS: 96-12-8

Processing Results

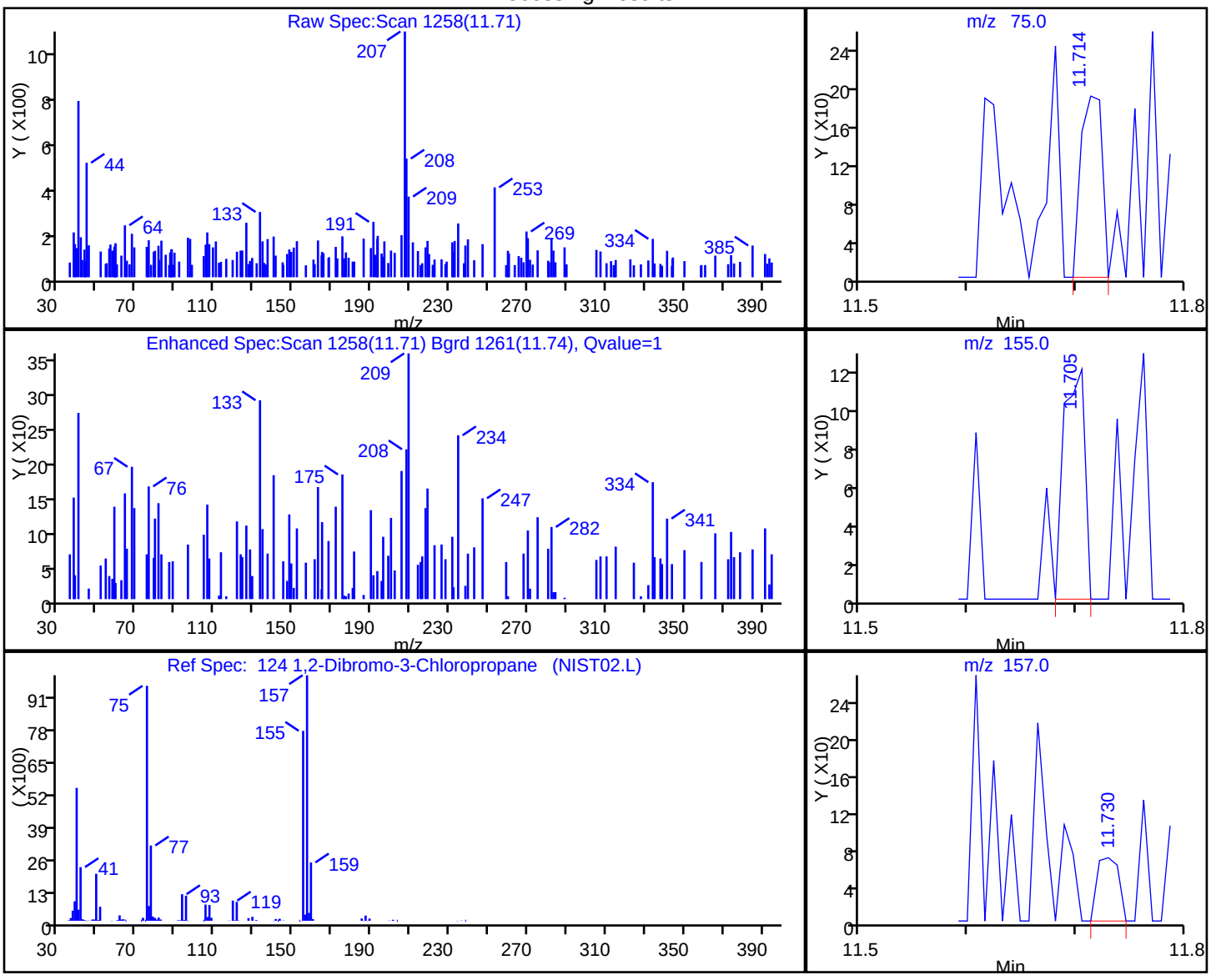

RT	Mass	Response	Amount
11.71	75.00	258	0.294592
11.71	155.00	157	
11.73	157.00	97	

Reviewer: delpolitov, 12-Mar-2018 18:16:40

Audit Action: Marked Compound Undetected Audit Reason: Invalid Compound ID

User Disabled Compound Report

TestAmerica Edison

Data File:	\\ChromNA\Edison\ChromData\CVOAMS6\20180309-68582.b\F60640.D		
Injection Date:	10-Mar-2018 08:32:30	Instrument ID:	CVOAMS6
Lims ID:	460-151079-A-51	Lab Sample ID:	460-151079-51
Client ID:	DUP-05		
Operator ID:		ALS Bottle#:	26 Worklist Smp#: 27
Purge Vol:	5.000 mL	Dil. Factor:	1.0000
Method:	8260624W6	Limit Group:	VOA - 8260C DKQP Water and Solid
Column:	Rtx-624 (0.25 mm)	Detector	MS SCAN

59 1,2-Dichloroethane, CAS: 107-06-2

Processing Results

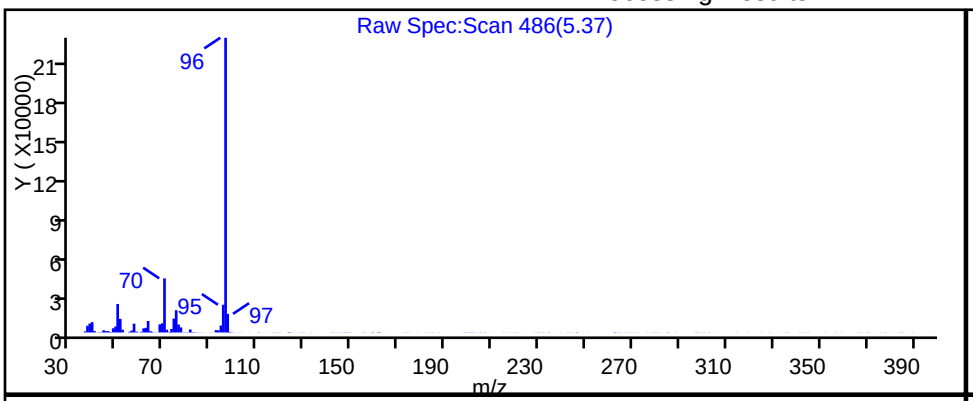

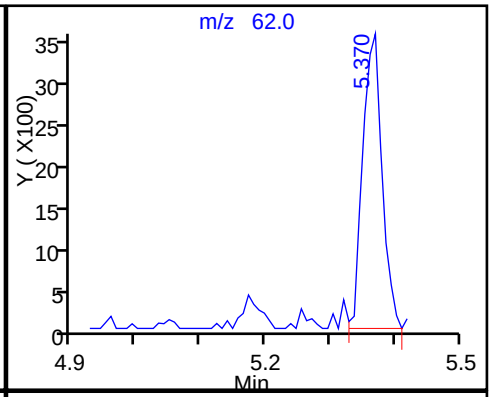

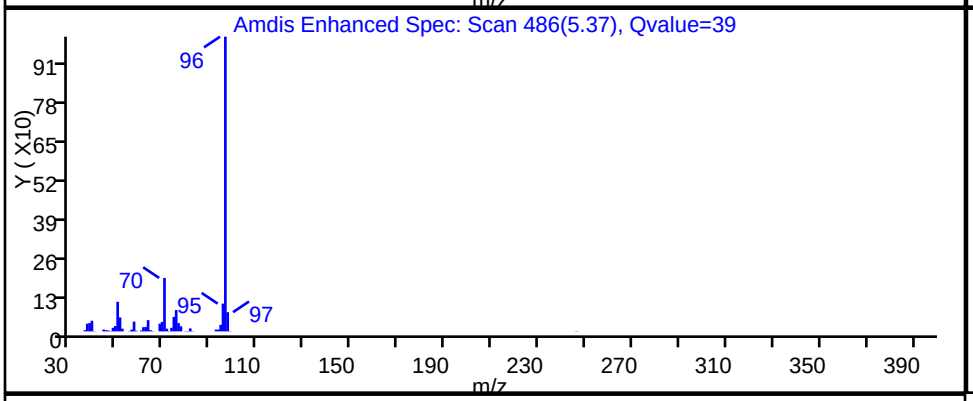

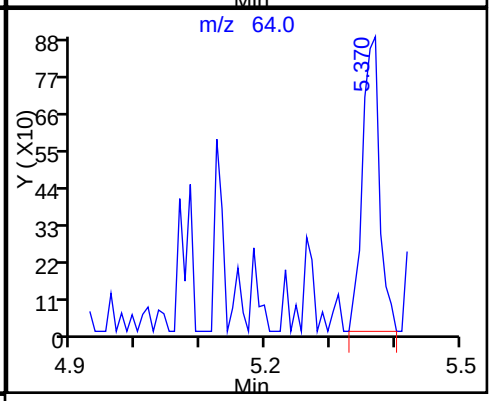

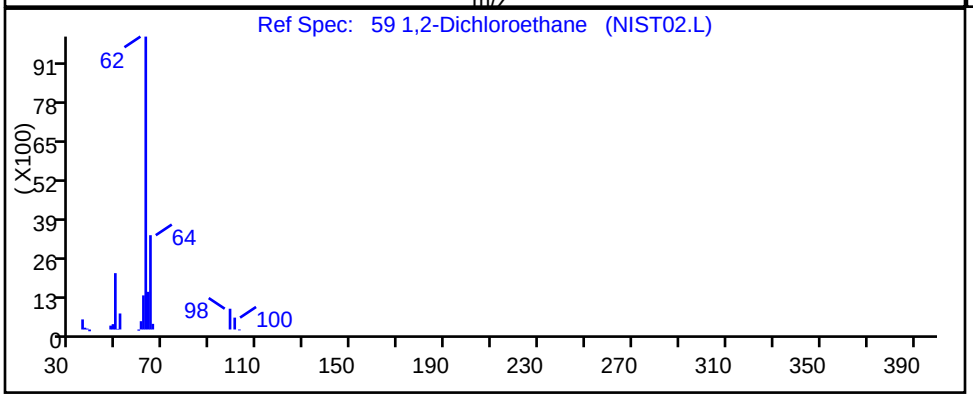

RT	Mass	Response	Amount
5.37	62.00	7406	1.843445
5.37	64.00	1634	

Reviewer: delpolitov, 12-Mar-2018 18:16:40

Audit Action: Marked Compound Undetected Audit Reason: Invalid Compound ID

User Disabled Compound Report

TestAmerica Edison

Data File:	\\ChromNA\Edison\ChromData\CVOAMS6\20180309-68582.b\F60640.D		
Injection Date:	10-Mar-2018 08:32:30	Instrument ID:	CVOAMS6
Lims ID:	460-151079-A-51	Lab Sample ID:	460-151079-51
Client ID:	DUP-05		
Operator ID:		ALS Bottle#:	26 Worklist Smp#: 27
Purge Vol:	5.000 mL	Dil. Factor:	1.0000
Method:	8260624W6	Limit Group:	VOA - 8260C DKQP Water and Solid
Column:	Rtx-624 (0.25 mm)	Detector	MS SCAN

66 1,2-Dichloropropane, CAS: 78-87-5

Processing Results

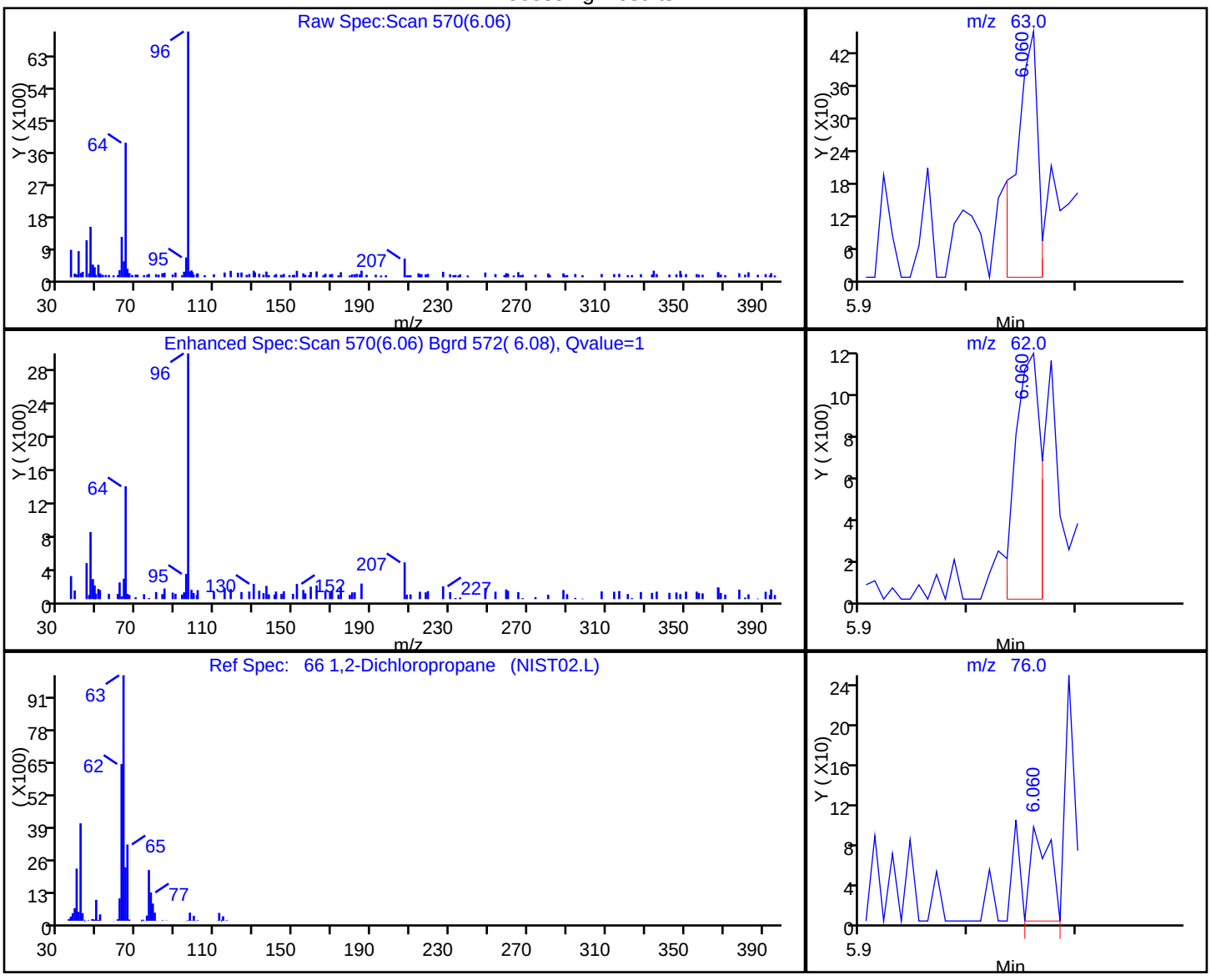

RT	Mass	Response	Amount
6.06	63.00	625	0.226470
6.06	62.00	1886	
6.06	76.00	118	
6.04	112.00	167	

Reviewer: delpolitov, 12-Mar-2018 18:16:40

Audit Action: Marked Compound Undetected Audit Reason: Invalid Compound ID

User Disabled Compound Report

TestAmerica Edison

Data File:	\\ChromNA\Edison\ChromData\CVOAMS6\20180309-68582.b\F60640.D		
Injection Date:	10-Mar-2018 08:32:30	Instrument ID:	CVOAMS6
Lims ID:	460-151079-A-51	Lab Sample ID:	460-151079-51
Client ID:	DUP-05		
Operator ID:		ALS Bottle#:	26 Worklist Smp#: 27
Purge Vol:	5.000 mL	Dil. Factor:	1.0000
Method:	8260624W6	Limit Group:	VOA - 8260C DKQP Water and Solid
Column:	Rtx-624 (0.25 mm)	Detector	MS SCAN

69 1,4-Dioxane, CAS: 123-91-1

Processing Results

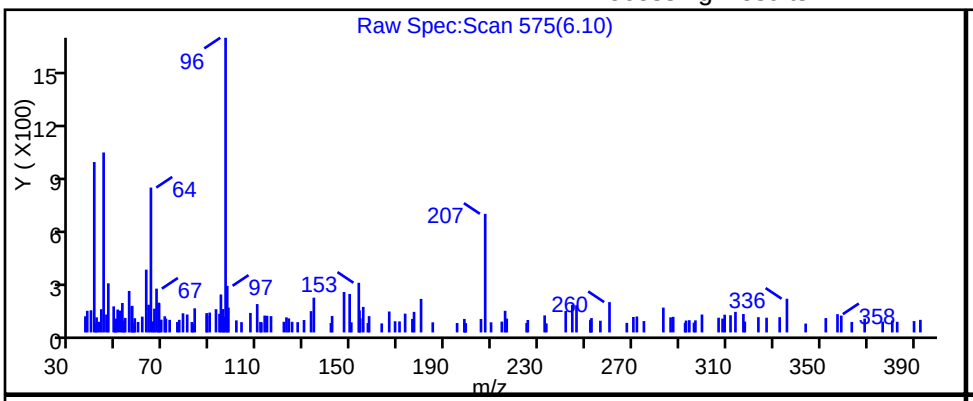

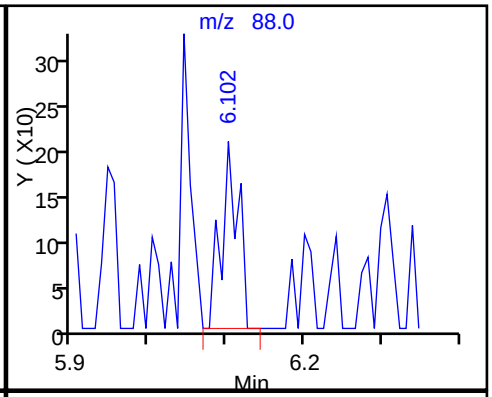

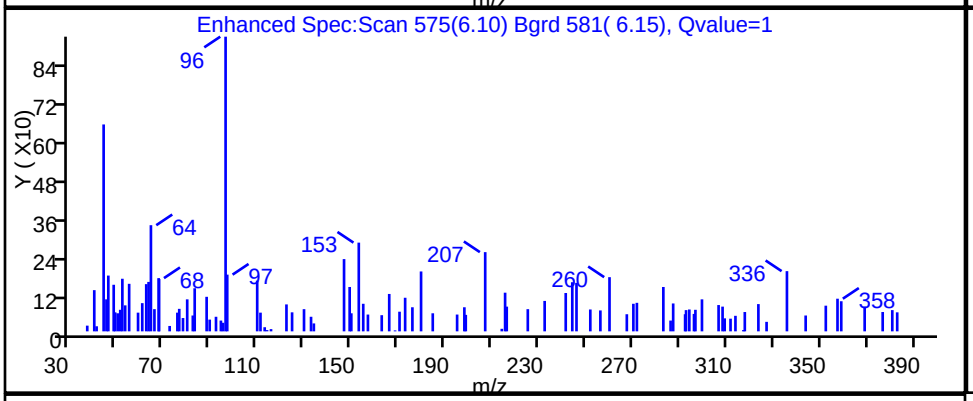

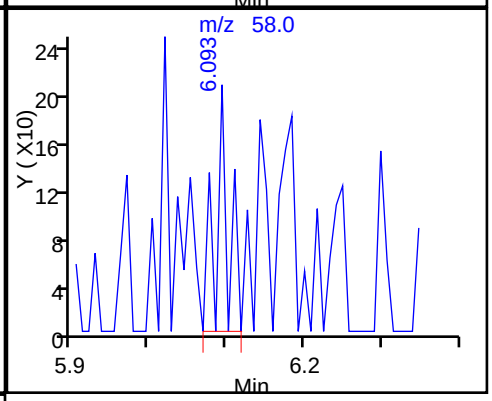

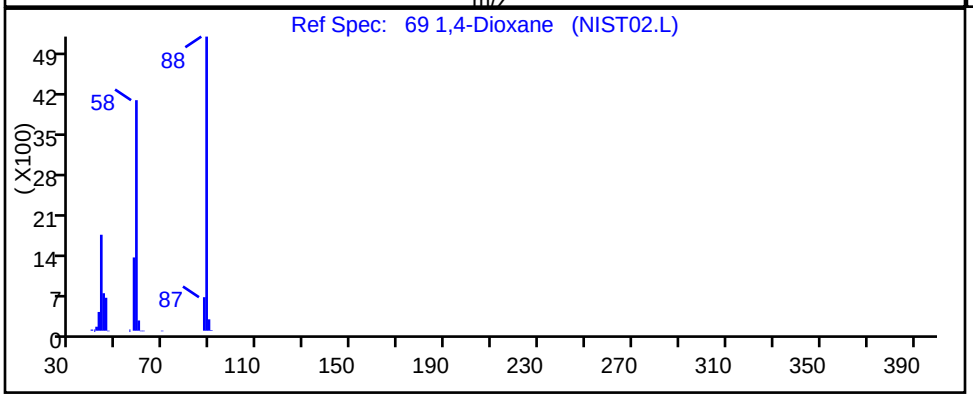

RT	Mass	Response	Amount
6.10	88.00	313	11.370427
6.09	58.00	233	

Reviewer: delpolitov, 12-Mar-2018 18:16:40

Audit Action: Marked Compound Undetected Audit Reason: Invalid Compound ID

User Disabled Compound Report

TestAmerica Edison

Data File:	\\ChromNA\Edison\ChromData\CVOAMS6\20180309-68582.b\F60640.D		
Injection Date:	10-Mar-2018 08:32:30	Instrument ID:	CVOAMS6
Lims ID:	460-151079-A-51	Lab Sample ID:	460-151079-51
Client ID:	DUP-05		
Operator ID:		ALS Bottle#:	26 Worklist Smp#: 27
Purge Vol:	5.000 mL	Dil. Factor:	1.0000
Method:	8260624W6	Limit Group:	VOA - 8260C DKQP Water and Solid
Column:	Rtx-624 (0.25 mm)	Detector	MS SCAN

41 2-Butanone (MEK), CAS: 78-93-3

Processing Results

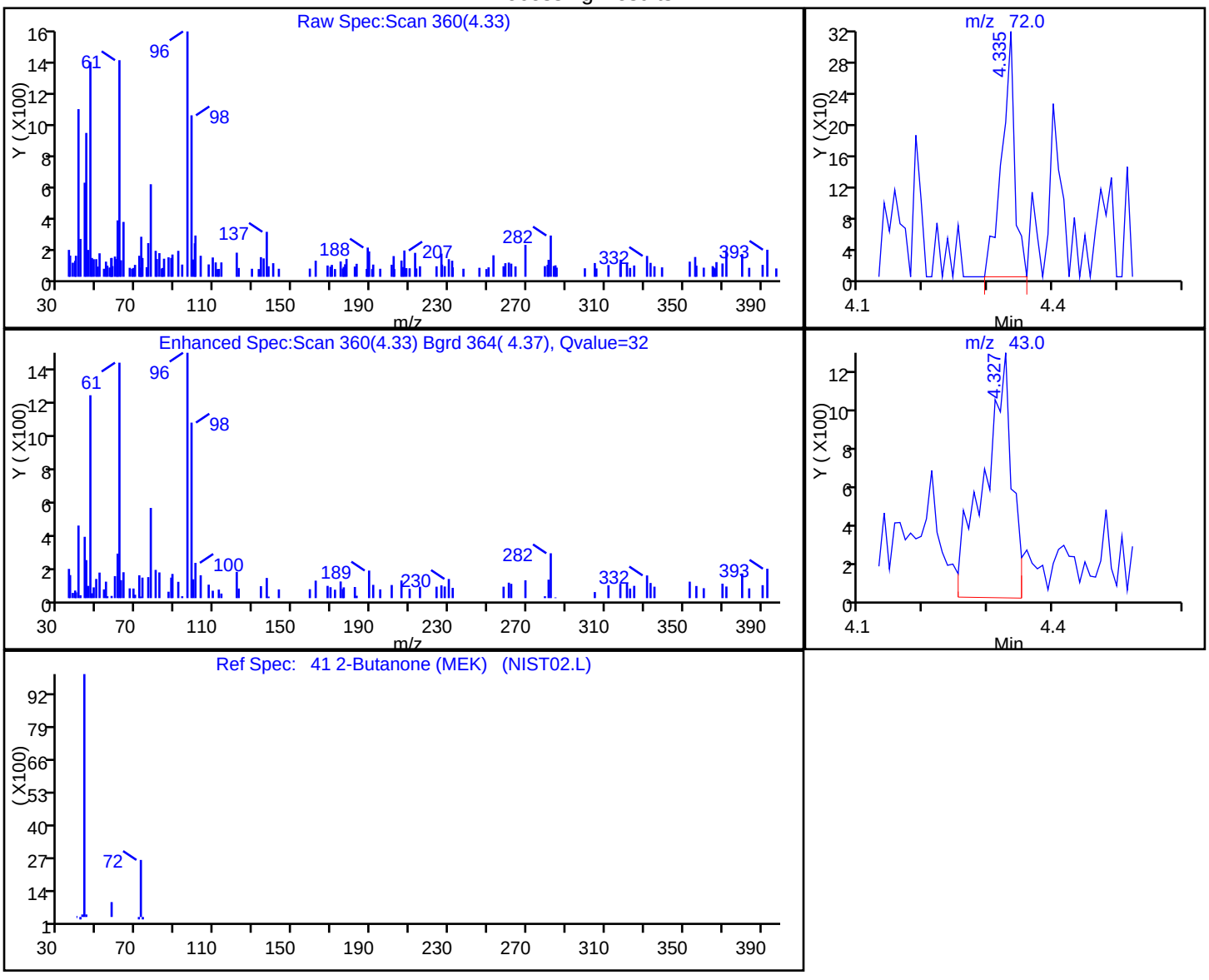

RT	Mass	Response	Amount
4.33	72.00	438	3.510782
4.33	43.00	3594	

Reviewer: delpolitov, 12-Mar-2018 18:16:40

Audit Action: Marked Compound Undetected Audit Reason: Invalid Compound ID

User Disabled Compound Report

TestAmerica Edison

Data File:	\\ChromNA\Edison\ChromData\CVOAMS6\20180309-68582.b\F60640.D		
Injection Date:	10-Mar-2018 08:32:30	Instrument ID:	CVOAMS6
Lims ID:	460-151079-A-51	Lab Sample ID:	460-151079-51
Client ID:	DUP-05		
Operator ID:		ALS Bottle#:	26 Worklist Smp#: 27
Purge Vol:	5.000 mL	Dil. Factor:	1.0000
Method:	8260624W6	Limit Group:	VOA - 8260C DKQP Water and Solid
Column:	Rtx-624 (0.25 mm)	Detector	MS SCAN

77 4-Methyl-2-pentanone (MIBK), CAS: 108-10-1

Processing Results

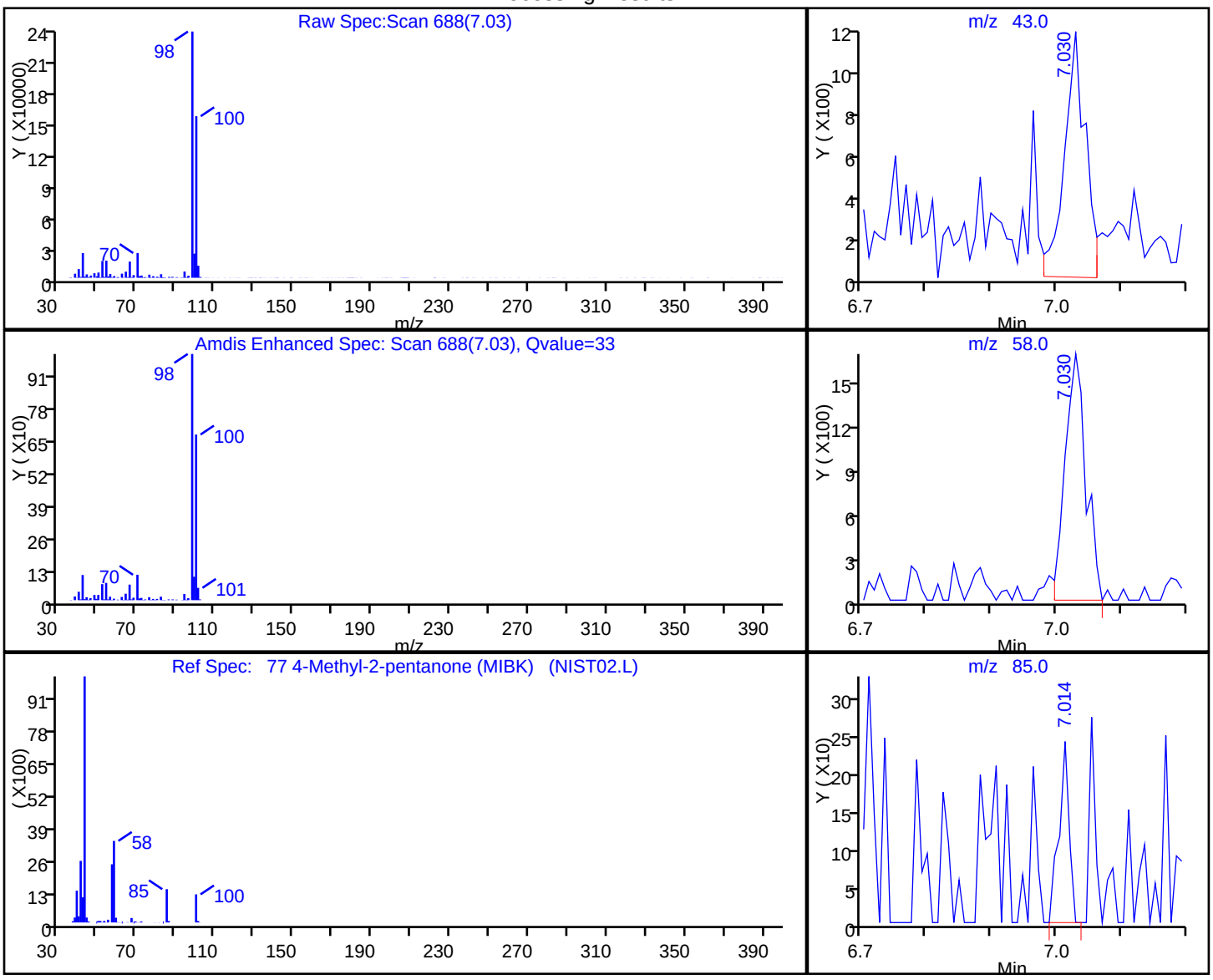

RT	Mass	Response	Amount
7.03	43.00	2513	1.229277
7.03	58.00	3584	
7.01	85.00	264	
7.03	100.00	306081	

Reviewer: delpolitov, 12-Mar-2018 18:16:40

Audit Action: Marked Compound Undetected Audit Reason: Invalid Compound ID

User Disabled Compound Report

TestAmerica Edison

Data File:	\\ChromNA\Edison\ChromData\CVOAMS6\20180309-68582.b\F60640.D		
Injection Date:	10-Mar-2018 08:32:30	Instrument ID:	CVOAMS6
Lims ID:	460-151079-A-51	Lab Sample ID:	460-151079-51
Client ID:	DUP-05		
Operator ID:		ALS Bottle#:	26 Worklist Smp#: 27
Purge Vol:	5.000 mL	Dil. Factor:	1.0000
Method:	8260624W6	Limit Group:	VOA - 8260C DKQP Water and Solid
Column:	Rtx-624 (0.25 mm)	Detector	MS SCAN

98 Bromoform, CAS: 75-25-2

Processing Results

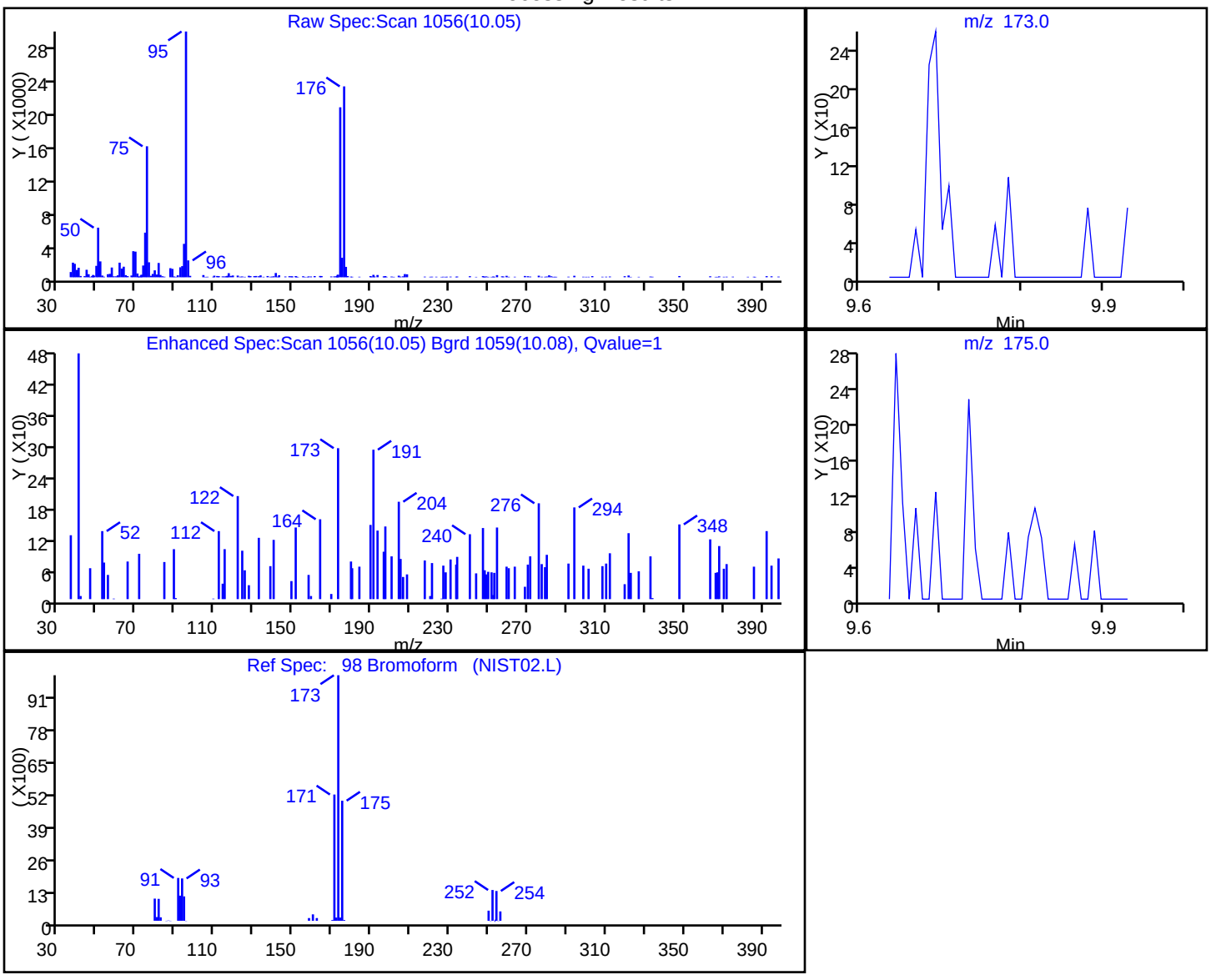

RT	Mass	Response	Amount
10.05	173.00	471	0.194535
10.07	175.00	17445	

Reviewer: delpolitov, 12-Mar-2018 18:16:40

Audit Action: Marked Compound Undetected Audit Reason: Invalid Compound ID

User Disabled Compound Report

TestAmerica Edison

Data File:	\\ChromNA\Edison\ChromData\CVOAMS6\20180309-68582.b\F60640.D		
Injection Date:	10-Mar-2018 08:32:30	Instrument ID:	CVOAMS6
Lims ID:	460-151079-A-51	Lab Sample ID:	460-151079-51
Client ID:	DUP-05		
Operator ID:		ALS Bottle#:	26 Worklist Smp#: 27
Purge Vol:	5.000 mL	Dil. Factor:	1.0000
Method:	8260624W6	Limit Group:	VOA - 8260C DKQP Water and Solid
Column:	Rtx-624 (0.25 mm)	Detector	MS SCAN

6 Bromomethane, CAS: 74-83-9

Processing Results

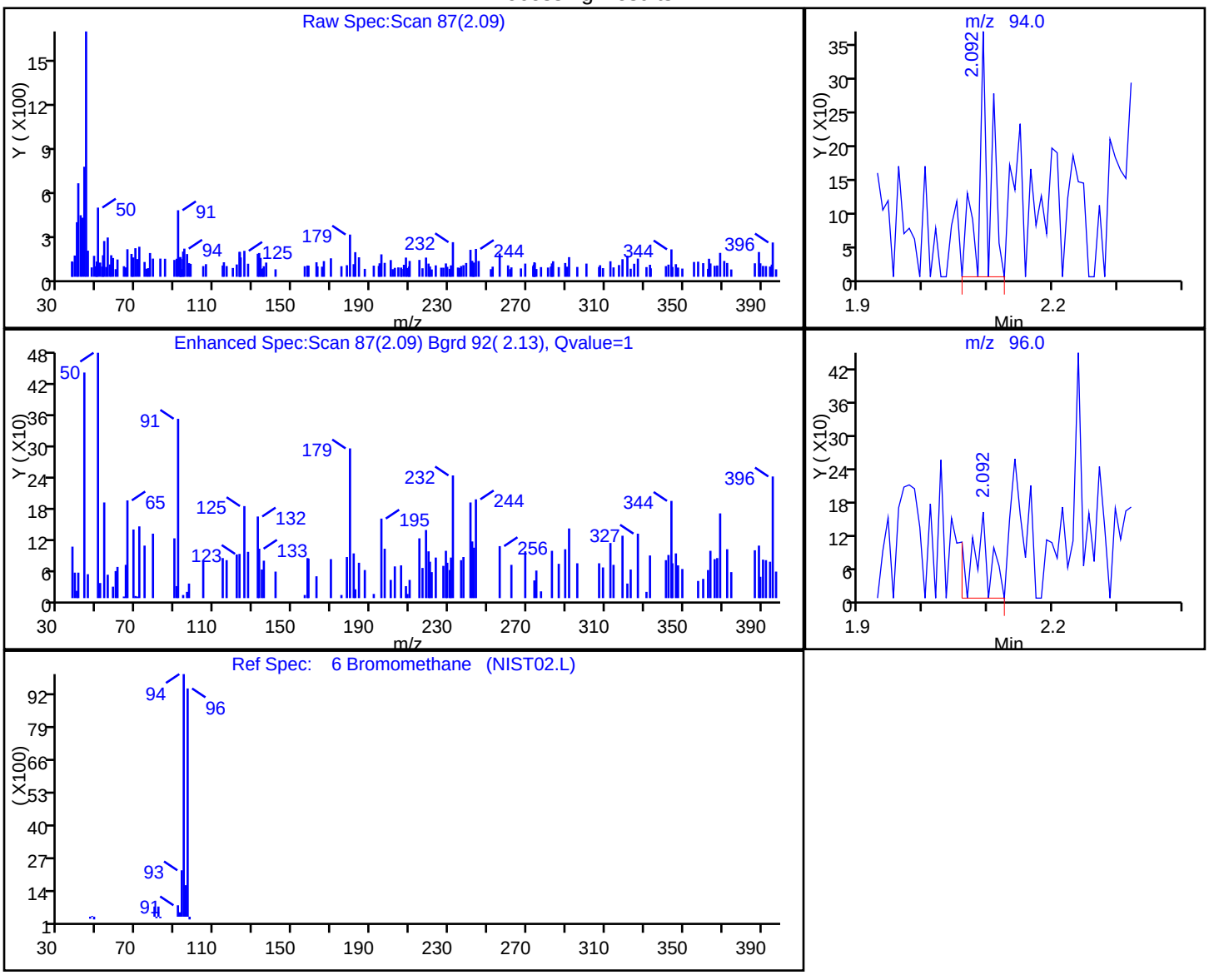

RT	Mass	Response	Amount
2.09	94.00	441	0.192687
2.09	96.00	279	

Reviewer: delpolitov, 12-Mar-2018 18:16:40

Audit Action: Marked Compound Undetected Audit Reason: Invalid Compound ID

User Disabled Compound Report

TestAmerica Edison

Data File:	\\ChromNA\Edison\ChromData\CVOAMS6\20180309-68582.b\F60640.D		
Injection Date:	10-Mar-2018 08:32:30	Instrument ID:	CVOAMS6
Lims ID:	460-151079-A-51	Lab Sample ID:	460-151079-51
Client ID:	DUP-05		
Operator ID:		ALS Bottle#:	26 Worklist Smp#: 27
Purge Vol:	5.000 mL	Dil. Factor:	1.0000
Method:	8260624W6	Limit Group:	VOA - 8260C DKQP Water and Solid
Column:	Rtx-624 (0.25 mm)	Detector	MS SCAN

4 Vinyl chloride, CAS: 75-01-4

Processing Results

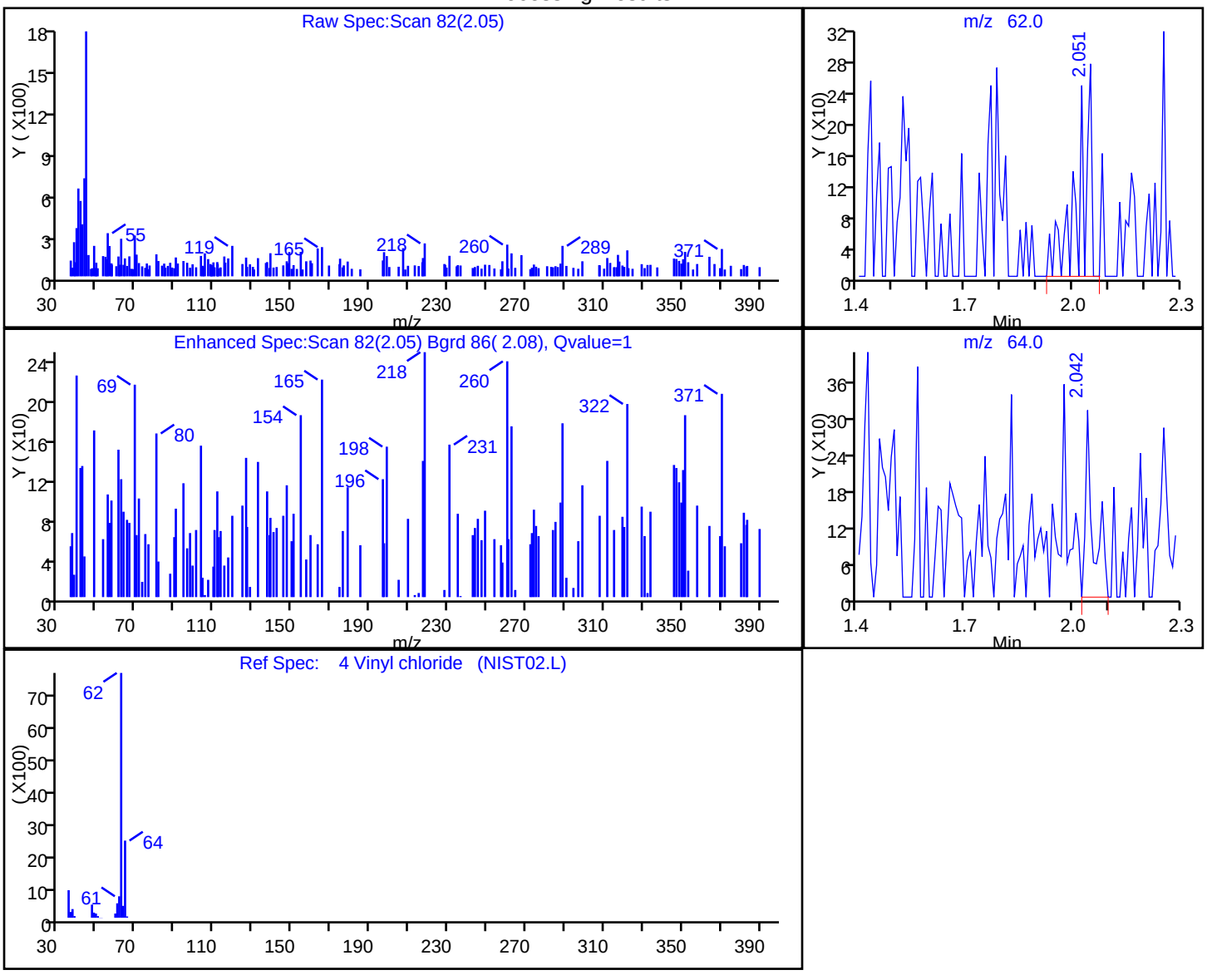

RT	Mass	Response	Amount
2.05	62.00	616	0.170860
2.04	64.00	470	

Reviewer: delpolitov, 12-Mar-2018 18:16:40

Audit Action: Marked Compound Undetected Audit Reason: Invalid Compound ID

FORM I
GC/MS VOA ORGANICS ANALYSIS DATA SHEET

Lab Name: TestAmerica Edison | Job No.: 460-151079-1

SDG No.:

Client Sample ID: SW-1 | Lab Sample ID: 460-151079-52

Matrix: Water | Lab File ID: F60641.D

Analysis Method: 8260C | Date Collected: 02/27/2018 14:35

Sample wt/vol: 5(mL) | Date Analyzed: 03/10/2018 08:55

Soil Aliquot Vol: | Dilution Factor: 1

Soil Extract Vol.: | GC Column: Rtx-624 ID: 0.25(mm)

% Moisture: | Level: (low/med) Low

Analysis Batch No.: 502566 | Units: ug/L

CAS NO.	COMPOUND NAME	RESULT	Q	RL	MDL
71-55-6	1,1,1-Trichloroethane	0.28	U	1.0	0.28
79-34-5	1,1,2,2-Tetrachloroethane	0.19	U	1.0	0.19
79-00-5	1,1,2-Trichloroethane	0.080	U	1.0	0.080
75-34-3	1,1-Dichloroethane	0.24	U	1.0	0.24
75-35-4	1,1-Dichloroethene	0.34	U	1.0	0.34
87-61-6	1,2,3-Trichlorobenzene	0.35	U	1.0	0.35
120-82-1	1,2,4-Trichlorobenzene	0.27	U	1.0	0.27
96-12-8	1,2-Dibromo-3-Chloropropane	0.23	U	1.0	0.23
106-93-4	1,2-Dibromoethane	0.19	U	1.0	0.19
95-50-1	1,2-Dichlorobenzene	0.22	U	1.0	0.22
107-06-2	1,2-Dichloroethane	0.25	U	1.0	0.25
78-87-5	1,2-Dichloropropane	0.18	U	1.0	0.18
541-73-1	1,3-Dichlorobenzene	0.33	U	1.0	0.33
106-46-7	1,4-Dichlorobenzene	0.33	U	1.0	0.33
123-91-1	1,4-Dioxane	8.7	U *	50	8.7
78-93-3	2-Butanone	2.2	U	5.0	2.2
591-78-6	2-Hexanone	0.72	U	5.0	0.72
108-10-1	4-Methyl-2-pentanone	0.63	U	5.0	0.63
67-64-1	Acetone	1.1	U	5.0	1.1
71-43-2	Benzene	0.090	U	1.0	0.090
74-97-5	Bromochloromethane	0.30	U	1.0	0.30
75-27-4	Bromodichloromethane	0.15	U	1.0	0.15
75-25-2	Bromoform	0.18	U	1.0	0.18
74-83-9	Bromomethane	0.18	U	1.0	0.18
75-15-0	Carbon disulfide	0.22	U	1.0	0.22
56-23-5	Carbon tetrachloride	0.33	U	1.0	0.33
108-90-7	Chlorobenzene	0.24	U	1.0	0.24
75-00-3	Chloroethane	0.37	U	1.0	0.37
67-66-3	Chloroform	0.22	U	1.0	0.22
74-87-3	Chloromethane	0.22	U	1.0	0.22
156-59-2	cis-1,2-Dichloroethene	0.26	U	1.0	0.26
10061-01-5	cis-1,3-Dichloropropene	0.16	U	1.0	0.16
110-82-7	Cyclohexane	0.26	U	1.0	0.26
124-48-1	Dibromochloromethane	0.22	U	1.0	0.22
75-71-8	Dichlorodifluoromethane	0.14	U	1.0	0.14
100-41-4	Ethylbenzene	0.30	U	1.0	0.30

FORM I
GC/MS VOA ORGANICS ANALYSIS DATA SHEET

Lab Name: TestAmerica Edison | Job No.: 460-151079-1

SDG No.:

Client Sample ID: SW-1 | Lab Sample ID: 460-151079-52

Matrix: Water | Lab File ID: F60641.D

Analysis Method: 8260C | Date Collected: 02/27/2018 14:35

Sample wt/vol: 5(mL) | Date Analyzed: 03/10/2018 08:55

Soil Aliquot Vol: | Dilution Factor: 1

Soil Extract Vol.: | GC Column: Rtx-624 ID: 0.25(mm)

% Moisture: | Level: (low/med) Low

Analysis Batch No.: 502566 | Units: ug/L

CAS NO.	COMPOUND NAME	RESULT	Q	RL	MDL
76-13-1	Freon TF	0.34	U	1.0	0.34
98-82-8	Isopropylbenzene	0.32	U	1.0	0.32
179601-23-1	m&p-Xylene	0.28	U	1.0	0.28
79-20-9	Methyl acetate	0.58	U	5.0	0.58
108-87-2	Methylcyclohexane	0.22	U	1.0	0.22
75-09-2	Methylene Chloride	0.48	J	1.0	0.21
1634-04-4	MTBE	0.13	U	1.0	0.13
95-47-6	o-Xylene	0.32	U	1.0	0.32
100-42-5	Styrene	0.17	U	1.0	0.17
127-18-4	Tetrachloroethene	0.12	U	1.0	0.12
108-88-3	Toluene	0.25	U	1.0	0.25
156-60-5	trans-1,2-Dichloroethene	0.18	U	1.0	0.18
10061-02-6	trans-1,3-Dichloropropene	0.19	U	1.0	0.19
79-01-6	Trichloroethene	0.22	U	1.0	0.22
75-69-4	Trichlorofluoromethane	0.15	U	1.0	0.15
75-01-4	Vinyl chloride	0.060	U	1.0	0.060

CAS NO.	SURROGATE	%REC	Q	LIMITS
17060-07-0	1,2-Dichloroethane-d4 (Surr)	98		70-130
460-00-4	Bromofluorobenzene	109		70-130
1868-53-7	Dibromofluoromethane (Surr)	108		70-130
2037-26-5	Toluene-d8 (Surr)	96		70-130

FORM I
GC/MS VOA ORGANICS ANALYSIS DATA SHEET
TENTATIVELY IDENTIFIED COMPOUNDS

Lab Name: TestAmerica Edison | Job No.: 460-151079-1

SDG No.:

Client Sample ID: SW-1 | Lab Sample ID: 460-151079-52

Matrix: Water | Lab File ID: F60641.D

Analysis Method: 8260C | Date Collected: 02/27/2018 14:35

Sample wt/vol: 5(mL) | Date Analyzed: 03/10/2018 08:55

Soil Aliquot Vol: | Dilution Factor: 1

Soil Extract Vol.: | GC Column: Rtx-624 ID: 0.25(mm)

% Moisture: | Level: (low/med) Low

Analysis Batch No.: 502566 | Units: ug/L

Number TICs Found: 0 | TIC Result Total: 0

CAS NO.	COMPOUND NAME	RT	RESULT	Q	MATCH QUALITY
	Tentatively Identified Compound		None		

TestAmerica Edison
Target Compound Quantitation Report

Data File: \\ChromNA\Edison\ChromData\CVOAMS6\20180309-68582.b\F60641.D
Lims ID: 460-151079-A-52
Client ID: SW-1
Sample Type: Client
Inject. Date: 10-Mar-2018 08:55:30 ALS Bottle#: 27 Worklist Smp#: 28
Purge Vol: 5.000 mL Dil. Factor: 1.0000
Sample Info: 460-151079-A-52
Misc. Info.: 460-0068582-028
Operator ID: Instrument ID: CVOAMS6

Method: \\ChromNA\Edison\ChromData\CVOAMS6\20180309-68582.b\8260624W6.m
Limit Group: VOA - 8260C DKQP Water and Solid
Last Update: 12-Mar-2018 18:17:28 Calib Date: 09-Mar-2018 04:49:30
Integrator: RTE ID Type: Deconvolution ID
Quant Method: Internal Standard Quant By: Initial Calibration
Last ICal File: \\ChromNA\Edison\ChromData\CVOAMS6\20180309-68530.b\F60575.D

Column 1 : Rtx-624 (0.25 mm) Det: MS SCAN
Process Host: XAWRK008

First Level Reviewer: moroneyc Date: 12-Mar-2018 06:58:05

Compound	Sig	RT (min.)	Exp RT (min.)	Dlt RT (min.)	Q	Response	OnCol Amt ug/l	Flags
* 26 TBA-d9 (IS)	65	3.209	3.217	-0.008	0	206757	1000.0	
27 Methylene Chloride	84	3.218	3.234	-0.016	30	1661	0.4790	
* 38 2-Butanone-d5	46	4.269	4.277	-0.008	0	192908	250.0	
$ 51 Dibromofluoromethane (Surr	113	4.746	4.754	-0.008	97	145057	54.0	
$ 56 1,2-Dichloroethane-d4 (Sur	65	5.091	5.099	-0.008	0	140228	49.1	
* 61 Fluorobenzene	96	5.362	5.370	-0.008	99	463710	50.0	
* 67 1,4-Dioxane-d8	96	6.052	6.060	-0.008	0	21607	1000.0	
$ 78 Toluene-d8 (Surr)	98	7.030	7.030	0.000	99	465151	48.1	
* 89 Chlorobenzene-d5	117	8.821	8.821	0.000	84	398455	50.0	
$ 100 4-Bromofluorobenzene	174	10.070	10.070	0.000	96	208689	54.3	
* 116 1,4-Dichlorobenzene-d4	152	10.941	10.941	0.000	93	285641	50.0	

Reagents:

VOA6IS/SURR_00009 Amount Added: 5.00 Units: uL Run Reagent

Report Date: 12-Mar-2018 18:17:30 Chrom Revision: 2.2 08-Feb-2018 13:38:42

TestAmerica Edison

Data File: \\ChromNA\Edison\ChromData\CVOAMS6\20180309-68582.b\F60641.D

Injection Date:	10-Mar-2018 08:55:30	Instrument ID:	CVOAMS6	Operator ID:	
Lims ID:	460-151079-A-52	Lab Sample ID:	460-151079-52	Worklist Smp#:	28
Client ID:	SW-1				
Purge Vol:	5.000 mL	Dil. Factor:	1.0000	ALS Bottle#:	27
Method:	8260624W6	Limit Group:	VOA - 8260C DKQP Water and Solid		

Column: Rtx-624 (0.25 mm)

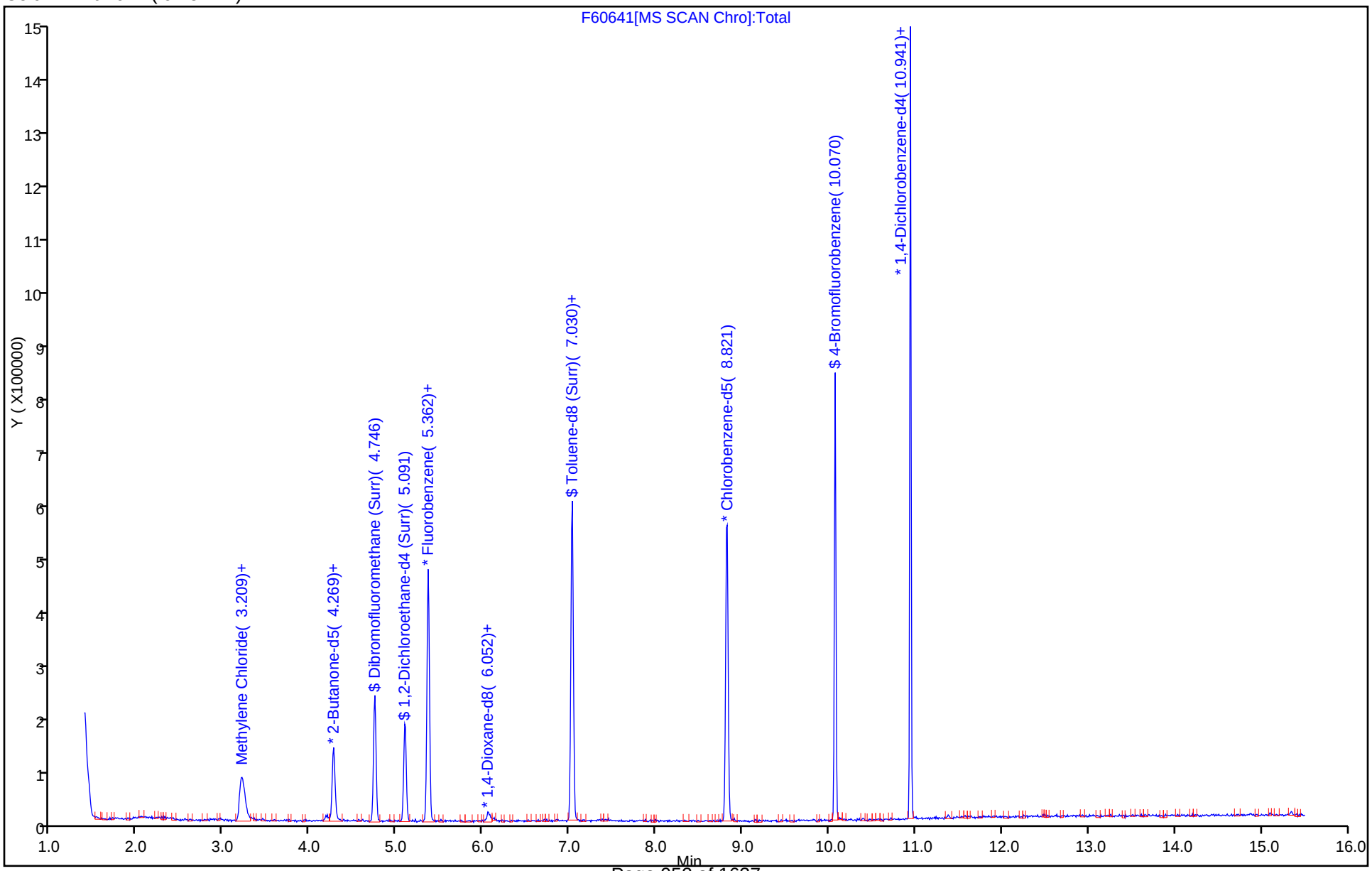

Report Date: 12-Mar-2018 18:17:31 Chrom Revision: 2.2 08-Feb-2018 13:38:42

TestAmerica Edison

Data File: \\ChromNA\Edison\ChromData\CVOAMS6\20180309-68582.b\F60641.D

Injection Date:	10-Mar-2018 08:55:30	Instrument ID:	CVOAMS6
Lims ID:	460-151079-A-52	Lab Sample ID:	460-151079-52
Client ID:	SW-1		
Operator ID:		ALS Bottle#:	27 Worklist Smp#: 28
Purge Vol:	5.000 mL	Dil. Factor:	1.0000
Method:	8260624W6	Limit Group:	VOA - 8260C DKQP Water and Solid
Column:	Rtx-624 (0.25 mm)	Detector	MS SCAN

27 Methylene Chloride, CAS: 75-09-2

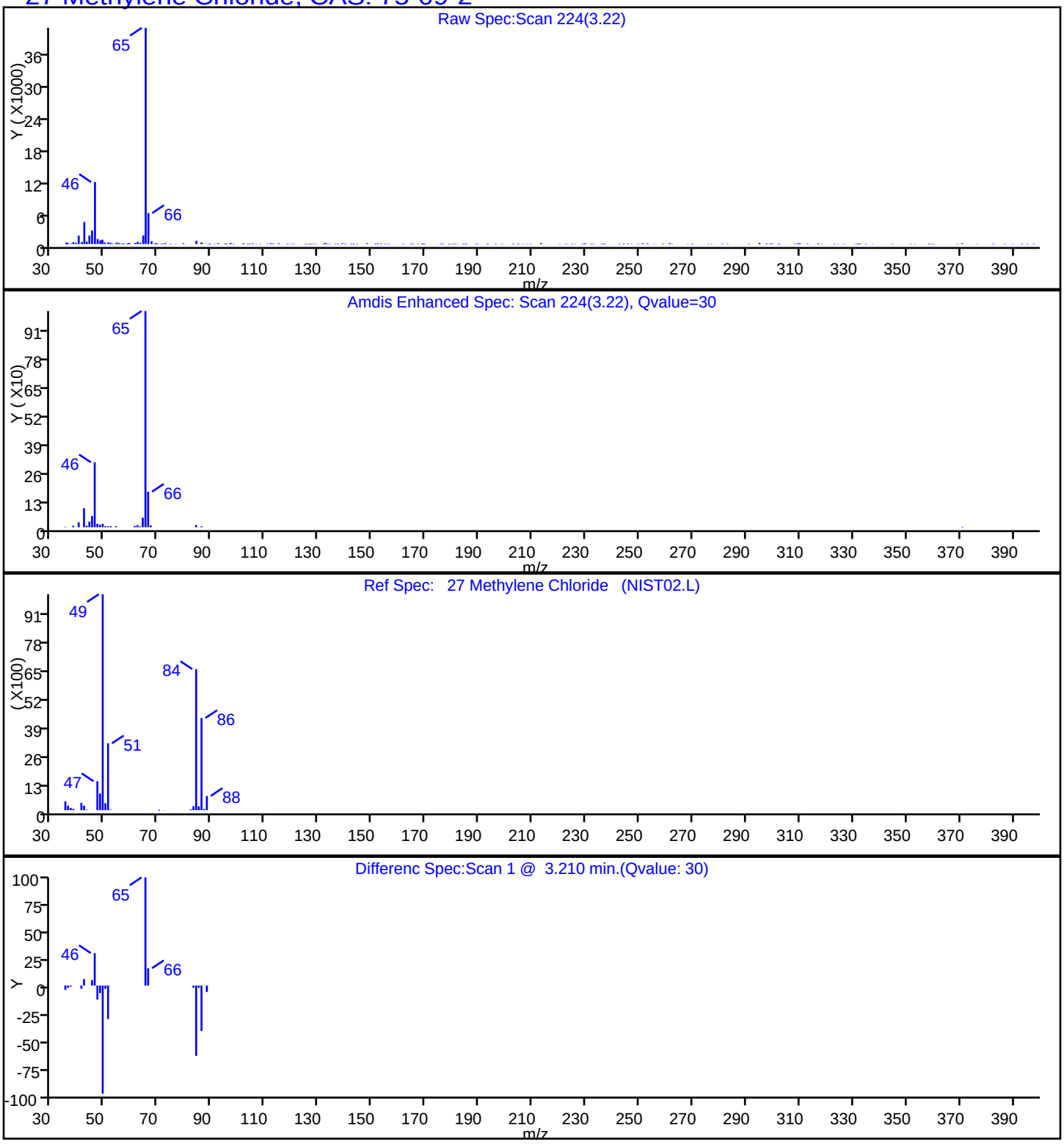

User Disabled Compound Report

TestAmerica Edison

Data File:	\\ChromNA\Edison\ChromData\CVOAMS6\20180309-68582.b\F60641.D		
Injection Date:	10-Mar-2018 08:55:30	Instrument ID:	CVOAMS6
Lims ID:	460-151079-A-52	Lab Sample ID:	460-151079-52
Client ID:	SW-1		
Operator ID:		ALS Bottle#:	27 Worklist Smp#: 28
Purge Vol:	5.000 mL	Dil. Factor:	1.0000
Method:	8260624W6	Limit Group:	VOA - 8260C DKQP Water and Solid
Column:	Rtx-624 (0.25 mm)	Detector	MS SCAN

82 1,1,2-Trichloroethane, CAS: 79-00-5

Processing Results

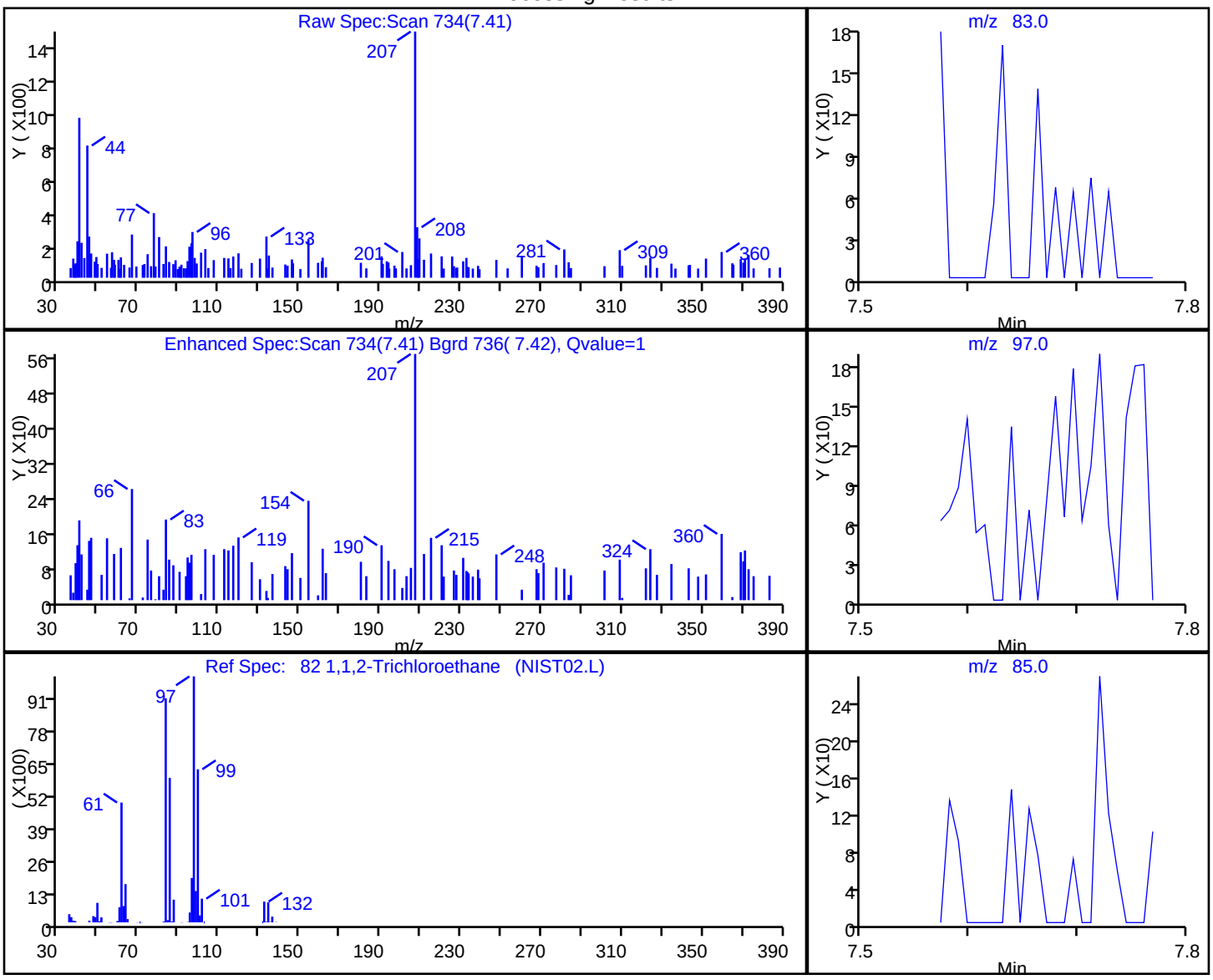

RT	Mass	Response	Amount
7.41	83.00	225	0.099379
7.42	97.00	400	
7.42	85.00	143	

Reviewer: delpolitov, 12-Mar-2018 18:17:28

Audit Action: Marked Compound Undetected Audit Reason: Invalid Compound ID

User Disabled Compound Report

TestAmerica Edison

Data File: \\ChromNA\Edison\ChromData\CVOAMS6\20180309-68582.b\F60641.D

Injection Date: 10-Mar-2018 08:55:30 Instrument ID: CVOAMS6

Lims ID: 460-151079-A-52 Lab Sample ID: 460-151079-52

Client ID: SW-1

Operator ID: ALS Bottle#: 27 Worklist Smp#: 28

Purge Vol: 5.000 mL Dil. Factor: 1.0000

Method: 8260624W6 Limit Group: VOA - 8260C DKQP Water and Solid

Column: Rtx-624 (0.25 mm) Detector MS SCAN

124 1,2-Dibromo-3-Chloropropane, CAS: 96-12-8

Processing Results

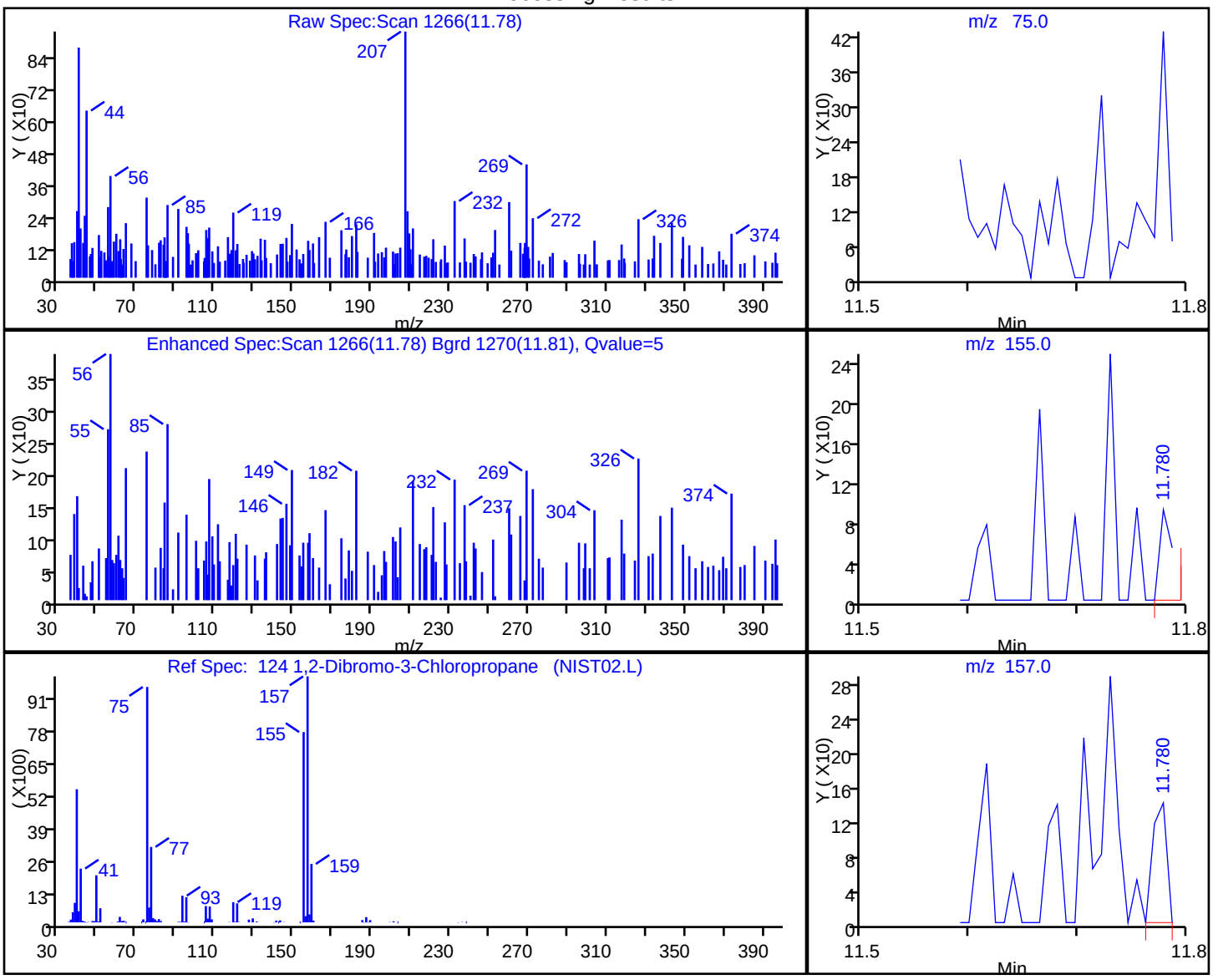

RT	Mass	Response	Amount
11.78	75.00	327	0.354517
11.78	155.00	70	
11.78	157.00	126	

Reviewer: delpolitov, 12-Mar-2018 18:17:28

Audit Action: Marked Compound Undetected Audit Reason: Invalid Compound ID

User Disabled Compound Report

TestAmerica Edison

Data File:	\\ChromNA\Edison\ChromData\CVOAMS6\20180309-68582.b\F60641.D		
Injection Date:	10-Mar-2018 08:55:30	Instrument ID:	CVOAMS6
Lims ID:	460-151079-A-52	Lab Sample ID:	460-151079-52
Client ID:	SW-1		
Operator ID:		ALS Bottle#:	27 Worklist Smp#: 28
Purge Vol:	5.000 mL	Dil. Factor:	1.0000
Method:	8260624W6	Limit Group:	VOA - 8260C DKQP Water and Solid
Column:	Rtx-624 (0.25 mm)	Detector	MS SCAN

59 1,2-Dichloroethane, CAS: 107-06-2

Processing Results

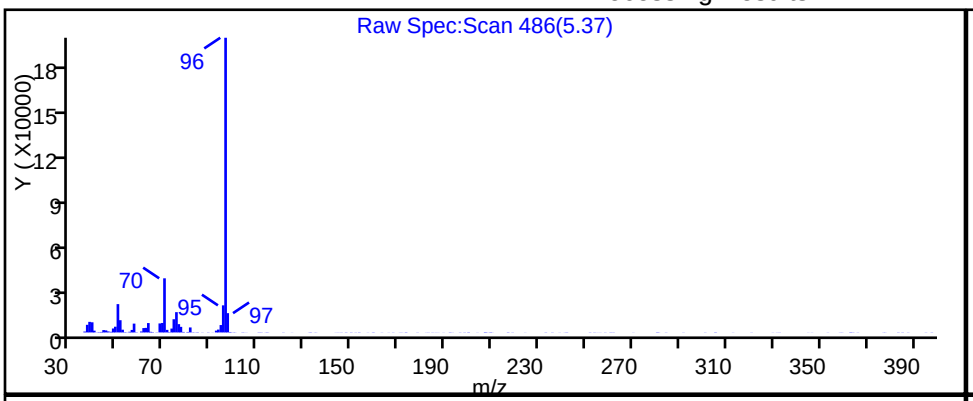

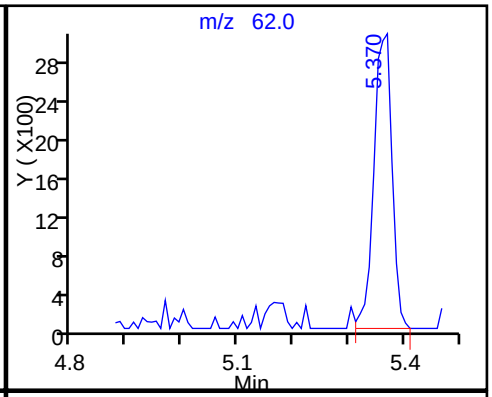

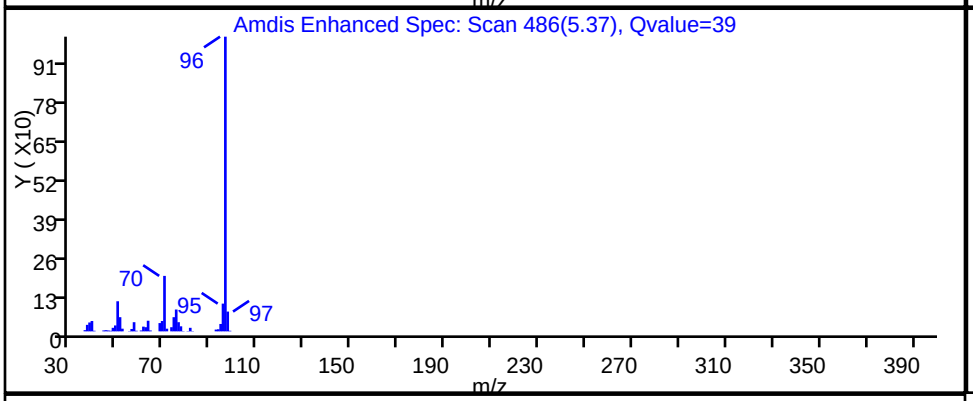

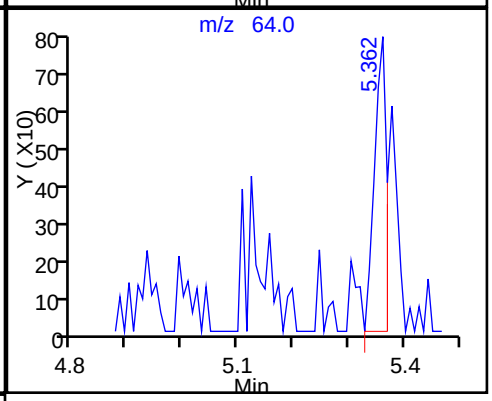

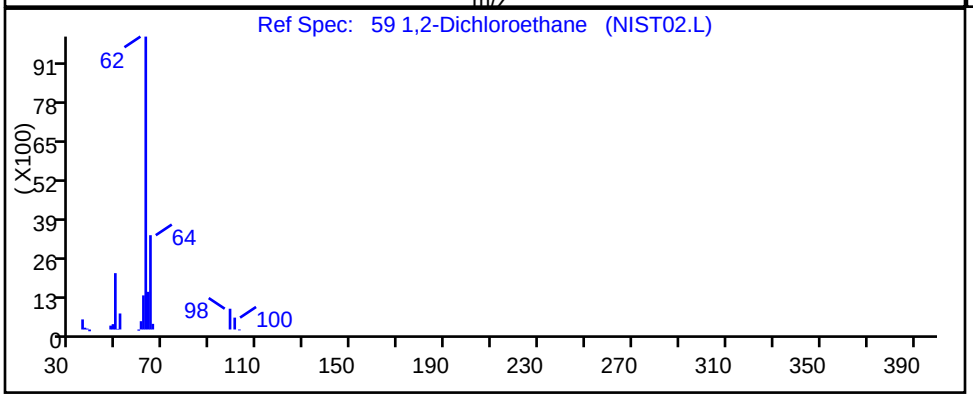

RT	Mass	Response	Amount
5.37	62.00	6880	1.742915
5.36	64.00	1198	

Reviewer: delpolitov, 12-Mar-2018 18:17:28

Audit Action: Marked Compound Undetected Audit Reason: Invalid Compound ID

User Disabled Compound Report

TestAmerica Edison

Data File:	\\ChromNA\Edison\ChromData\CVOAMS6\20180309-68582.b\F60641.D		
Injection Date:	10-Mar-2018 08:55:30	Instrument ID:	CVOAMS6
Lims ID:	460-151079-A-52	Lab Sample ID:	460-151079-52
Client ID:	SW-1		
Operator ID:		ALS Bottle#:	27 Worklist Smp#: 28
Purge Vol:	5.000 mL	Dil. Factor:	1.0000
Method:	8260624W6	Limit Group:	VOA - 8260C DKQP Water and Solid
Column:	Rtx-624 (0.25 mm)	Detector	MS SCAN

69 1,4-Dioxane, CAS: 123-91-1

Processing Results

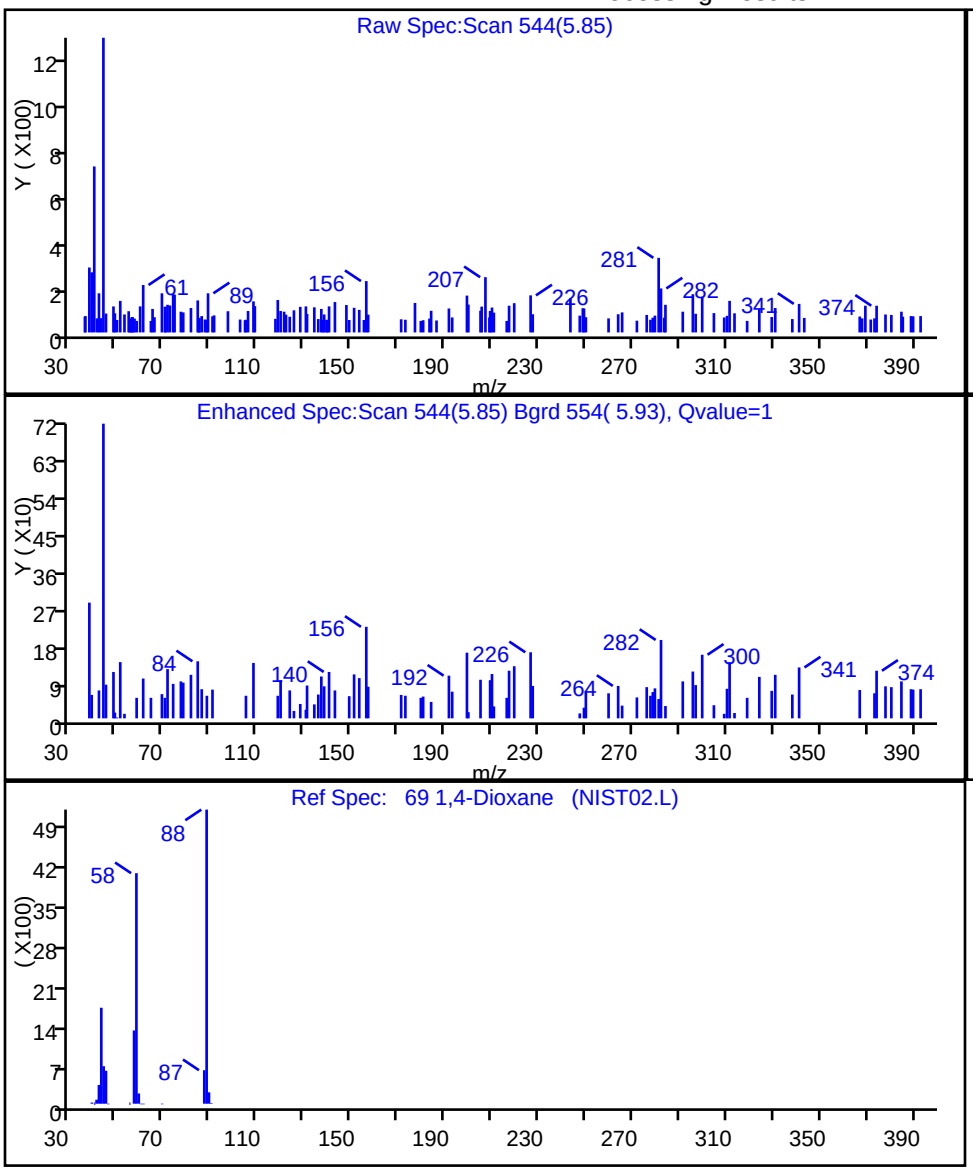

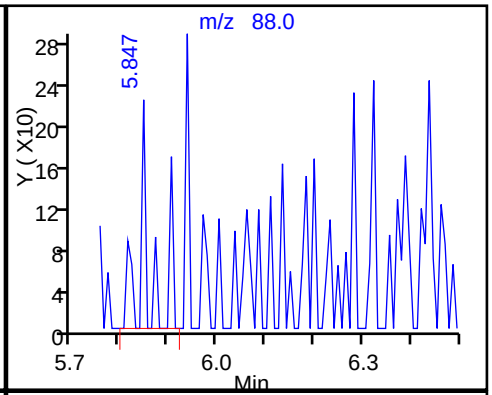

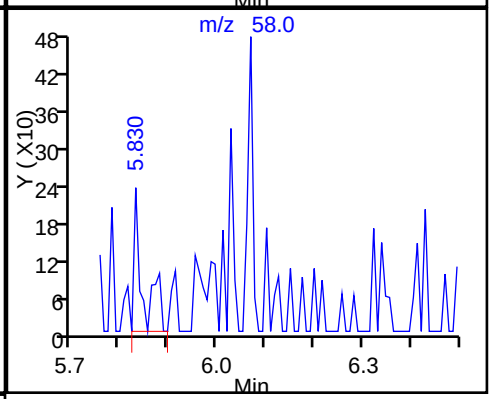

RT	Mass	Response	Amount
5.85	88.00	312	11.871770
5.83	58.00	292	

Reviewer: delpolitov, 12-Mar-2018 18:17:28

Audit Action: Marked Compound Undetected Audit Reason: Invalid Compound ID

User Disabled Compound Report

TestAmerica Edison

Data File:	\\ChromNA\Edison\ChromData\CVOAMS6\20180309-68582.b\F60641.D		
Injection Date:	10-Mar-2018 08:55:30	Instrument ID:	CVOAMS6
Lims ID:	460-151079-A-52	Lab Sample ID:	460-151079-52
Client ID:	SW-1		
Operator ID:		ALS Bottle#:	27 Worklist Smp#: 28
Purge Vol:	5.000 mL	Dil. Factor:	1.0000
Method:	8260624W6	Limit Group:	VOA - 8260C DKQP Water and Solid
Column:	Rtx-624 (0.25 mm)	Detector	MS SCAN

41 2-Butanone (MEK), CAS: 78-93-3

Processing Results

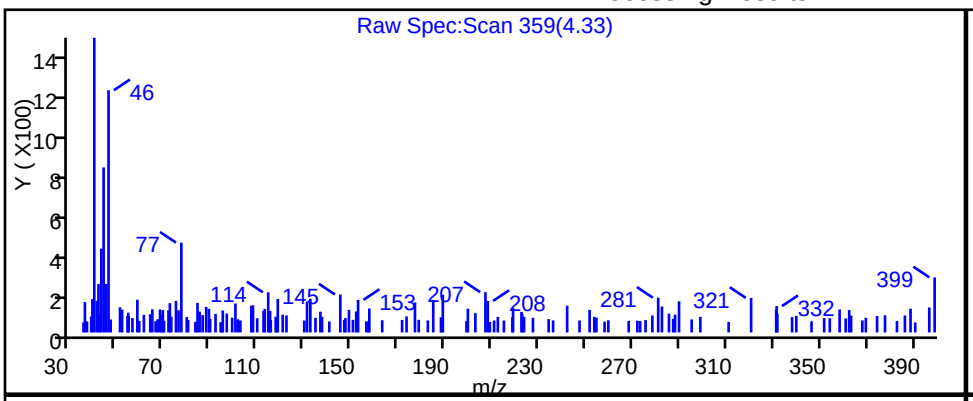

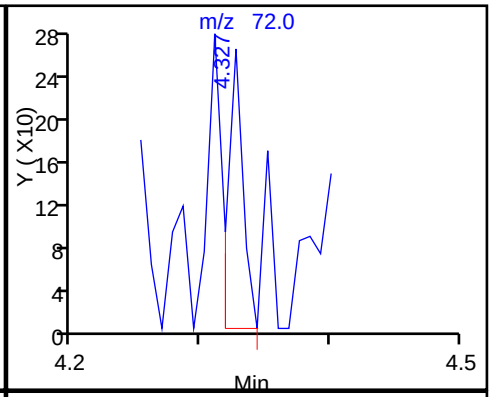

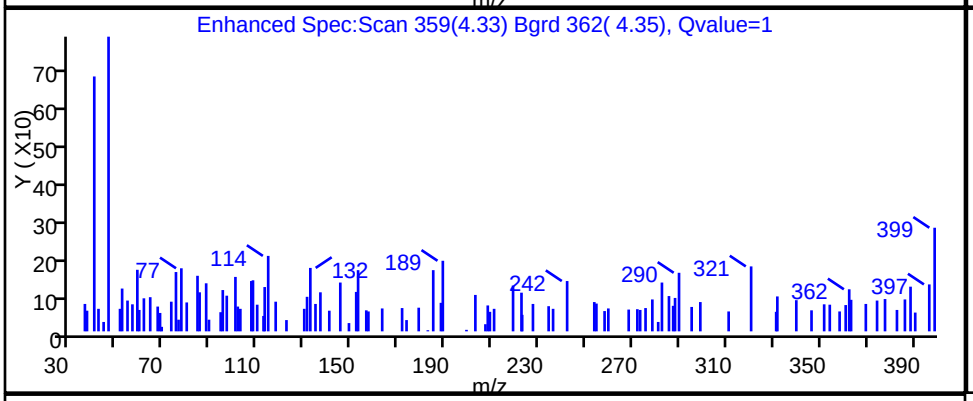

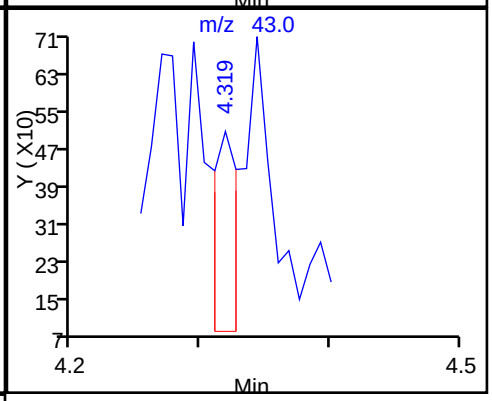

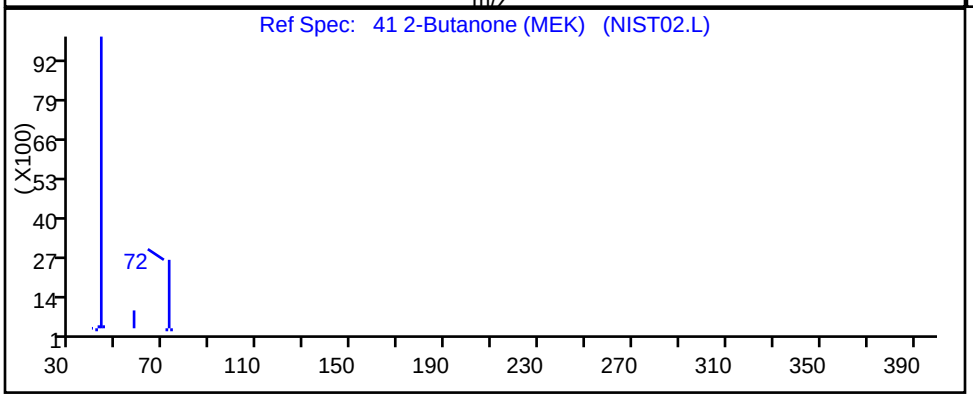

RT	Mass	Response	Amount
4.33	72.00	208	2.575516
4.32	43.00	549	

Reviewer: delpolitov, 12-Mar-2018 18:17:28

Audit Action: Marked Compound Undetected Audit Reason: Invalid Compound ID

User Disabled Compound Report

TestAmerica Edison

Data File:	\\ChromNA\Edison\ChromData\CVOAMS6\20180309-68582.b\F60641.D		
Injection Date:	10-Mar-2018 08:55:30	Instrument ID:	CVOAMS6
Lims ID:	460-151079-A-52	Lab Sample ID:	460-151079-52
Client ID:	SW-1		
Operator ID:		ALS Bottle#:	27 Worklist Smp#: 28
Purge Vol:	5.000 mL	Dil. Factor:	1.0000
Method:	8260624W6	Limit Group:	VOA - 8260C DKQP Water and Solid
Column:	Rtx-624 (0.25 mm)	Detector	MS SCAN

77 4-Methyl-2-pentanone (MIBK), CAS: 108-10-1

Processing Results

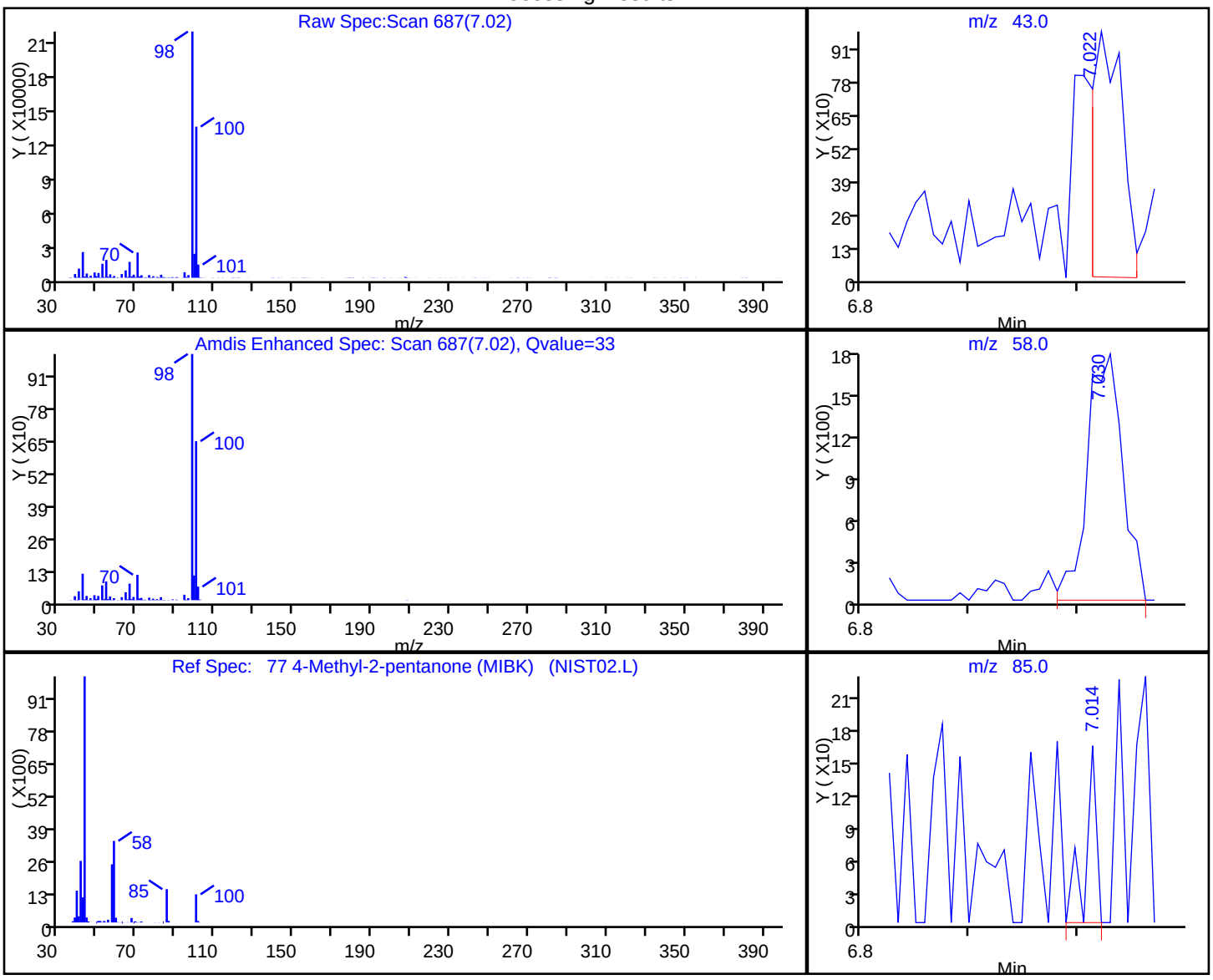

RT	Mass	Response	Amount
7.02	43.00	1910	0.919038
7.03	58.00	4028	
7.01	85.00	114	
7.03	100.00	304209	

Reviewer: delpolitov, 12-Mar-2018 18:17:28

Audit Action: Marked Compound Undetected Audit Reason: Invalid Compound ID

User Disabled Compound Report

TestAmerica Edison

Data File:	\\ChromNA\Edison\ChromData\CVOAMS6\20180309-68582.b\F60641.D		
Injection Date:	10-Mar-2018 08:55:30	Instrument ID:	CVOAMS6
Lims ID:	460-151079-A-52	Lab Sample ID:	460-151079-52
Client ID:	SW-1		
Operator ID:		ALS Bottle#:	27 Worklist Smp#: 28
Purge Vol:	5.000 mL	Dil. Factor:	1.0000
Method:	8260624W6	Limit Group:	VOA - 8260C DKQP Water and Solid
Column:	Rtx-624 (0.25 mm)	Detector	MS SCAN

98 Bromoform, CAS: 75-25-2

Processing Results

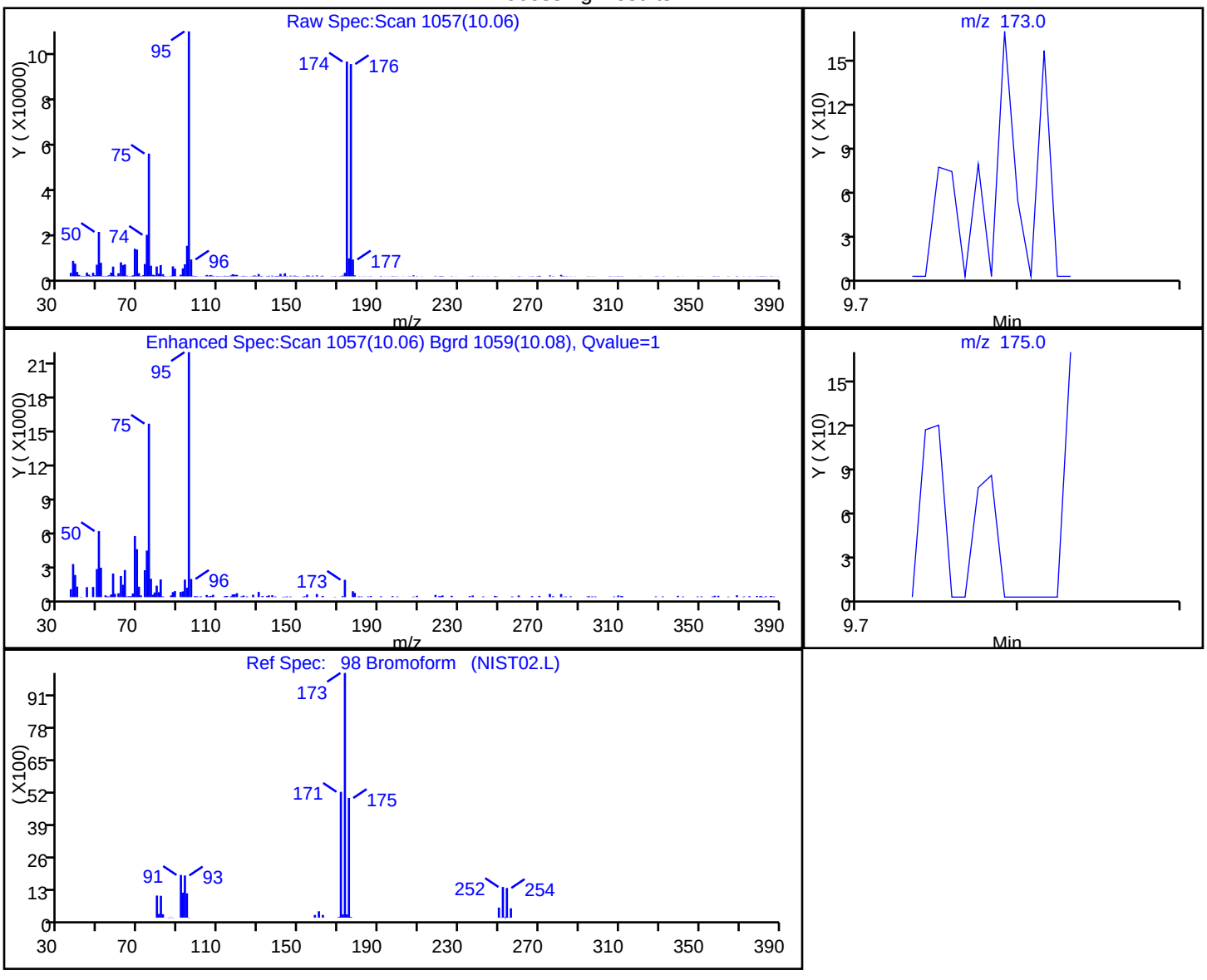

RT	Mass	Response	Amount
10.06	173.00	742	0.306393
10.07	175.00	17494	

Reviewer: delpolitov, 12-Mar-2018 18:17:28

Audit Action: Marked Compound Undetected Audit Reason: Invalid Compound ID

User Disabled Compound Report

TestAmerica Edison

Data File:	\\ChromNA\Edison\ChromData\CVOAMS6\20180309-68582.b\F60641.D		
Injection Date:	10-Mar-2018 08:55:30	Instrument ID:	CVOAMS6
Lims ID:	460-151079-A-52	Lab Sample ID:	460-151079-52
Client ID:	SW-1		
Operator ID:		ALS Bottle#:	27 Worklist Smp#: 28
Purge Vol:	5.000 mL	Dil. Factor:	1.0000
Method:	8260624W6	Limit Group:	VOA - 8260C DKQP Water and Solid
Column:	Rtx-624 (0.25 mm)	Detector	MS SCAN

4 Vinyl chloride, CAS: 75-01-4

Processing Results

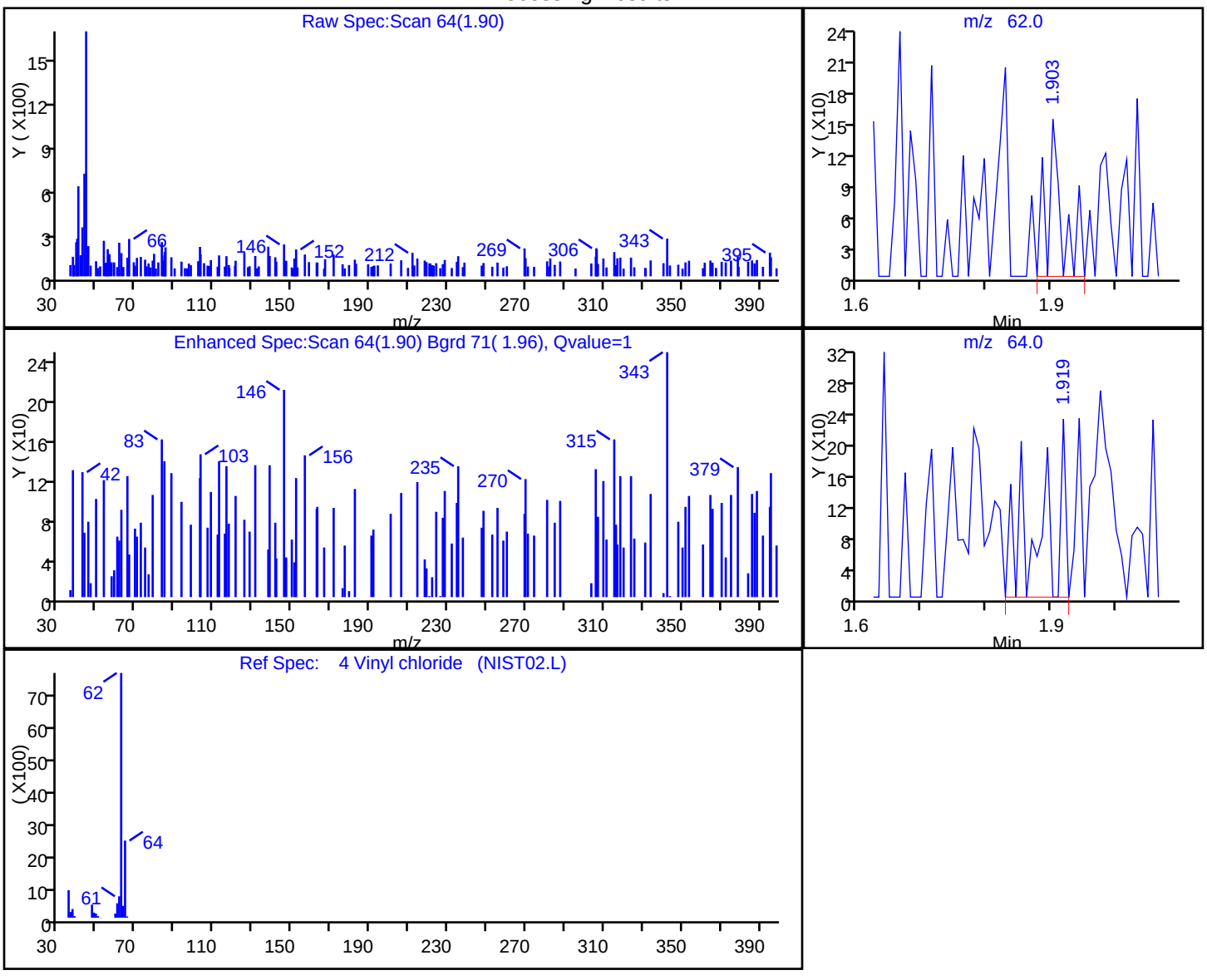

RT	Mass	Response	Amount
1.90	62.00	249	0.070291
1.92	64.00	485	

Reviewer: delpolitov, 12-Mar-2018 18:17:28

Audit Action: Marked Compound Undetected Audit Reason: Invalid Compound ID

FORM I
GC/MS VOA ORGANICS ANALYSIS DATA SHEET

Lab Name: TestAmerica Edison | Job No.: 460-151079-1

SDG No.:

Client Sample ID: SW-2 | Lab Sample ID: 460-151079-53

Matrix: Water | Lab File ID: F60654.D

Analysis Method: 8260C | Date Collected: 02/27/2018 14:15

Sample wt/vol: 5(mL) | Date Analyzed: 03/12/2018 09:38

Soil Aliquot Vol: | Dilution Factor: 1

Soil Extract Vol.: | GC Column: Rtx-624 ID: 0.25(mm)

% Moisture: | Level: (low/med) Low

Analysis Batch No.: 502852 | Units: ug/L

CAS NO.	COMPOUND NAME	RESULT	Q	RL	MDL
71-55-6	1,1,1-Trichloroethane	0.28	U	1.0	0.28
79-34-5	1,1,2,2-Tetrachloroethane	0.19	U	1.0	0.19
79-00-5	1,1,2-Trichloroethane	0.080	U	1.0	0.080
75-34-3	1,1-Dichloroethane	0.24	U	1.0	0.24
75-35-4	1,1-Dichloroethene	0.34	U	1.0	0.34
87-61-6	1,2,3-Trichlorobenzene	0.35	U	1.0	0.35
120-82-1	1,2,4-Trichlorobenzene	0.27	U	1.0	0.27
96-12-8	1,2-Dibromo-3-Chloropropane	0.23	U	1.0	0.23
106-93-4	1,2-Dibromoethane	0.19	U	1.0	0.19
95-50-1	1,2-Dichlorobenzene	0.22	U	1.0	0.22
107-06-2	1,2-Dichloroethane	0.25	U	1.0	0.25
78-87-5	1,2-Dichloropropane	0.18	U	1.0	0.18
541-73-1	1,3-Dichlorobenzene	0.33	U	1.0	0.33
106-46-7	1,4-Dichlorobenzene	0.33	U	1.0	0.33
123-91-1	1,4-Dioxane	8.7	U	50	8.7
78-93-3	2-Butanone	2.2	U	5.0	2.2
591-78-6	2-Hexanone	0.72	U	5.0	0.72
108-10-1	4-Methyl-2-pentanone	0.63	U	5.0	0.63
67-64-1	Acetone	1.1	U	5.0	1.1
71-43-2	Benzene	0.090	U	1.0	0.090
74-97-5	Bromochloromethane	0.30	U	1.0	0.30
75-27-4	Bromodichloromethane	0.15	U	1.0	0.15
75-25-2	Bromoform	0.18	U	1.0	0.18
74-83-9	Bromomethane	0.18	U	1.0	0.18
75-15-0	Carbon disulfide	0.22	U	1.0	0.22
56-23-5	Carbon tetrachloride	0.33	U	1.0	0.33
108-90-7	Chlorobenzene	0.24	U	1.0	0.24
75-00-3	Chloroethane	0.37	U	1.0	0.37
67-66-3	Chloroform	0.22	U	1.0	0.22
74-87-3	Chloromethane	0.22	U	1.0	0.22
156-59-2	cis-1,2-Dichloroethene	0.26	U	1.0	0.26
10061-01-5	cis-1,3-Dichloropropene	0.16	U	1.0	0.16
110-82-7	Cyclohexane	0.26	U	1.0	0.26
124-48-1	Dibromochloromethane	0.22	U	1.0	0.22
75-71-8	Dichlorodifluoromethane	0.14	U	1.0	0.14
100-41-4	Ethylbenzene	0.30	U	1.0	0.30

FORM I
GC/MS VOA ORGANICS ANALYSIS DATA SHEET

Lab Name: TestAmerica Edison | Job No.: 460-151079-1

SDG No.:

Client Sample ID: SW-2 | Lab Sample ID: 460-151079-53

Matrix: Water | Lab File ID: F60654.D

Analysis Method: 8260C | Date Collected: 02/27/2018 14:15

Sample wt/vol: 5(mL) | Date Analyzed: 03/12/2018 09:38

Soil Aliquot Vol: | Dilution Factor: 1

Soil Extract Vol.: | GC Column: Rtx-624 ID: 0.25(mm)

% Moisture: | Level: (low/med) Low

Analysis Batch No.: 502852 | Units: ug/L

CAS NO.	COMPOUND NAME	RESULT	Q	RL	MDL
76-13-1	Freon TF	0.34	U	1.0	0.34
98-82-8	Isopropylbenzene	0.32	U	1.0	0.32
179601-23-1	m&p-Xylene	0.28	U	1.0	0.28
79-20-9	Methyl acetate	0.58	U	5.0	0.58
108-87-2	Methylcyclohexane	0.22	U	1.0	0.22
75-09-2	Methylene Chloride	0.58	J	1.0	0.21
1634-04-4	MTBE	0.13	U	1.0	0.13
95-47-6	o-Xylene	0.32	U	1.0	0.32
100-42-5	Styrene	0.17	U	1.0	0.17
127-18-4	Tetrachloroethene	0.12	U	1.0	0.12
108-88-3	Toluene	0.25	U	1.0	0.25
156-60-5	trans-1,2-Dichloroethene	0.18	U	1.0	0.18
10061-02-6	trans-1,3-Dichloropropene	0.19	U	1.0	0.19
79-01-6	Trichloroethene	0.22	U	1.0	0.22
75-69-4	Trichlorofluoromethane	0.15	U	1.0	0.15
75-01-4	Vinyl chloride	0.060	U	1.0	0.060

CAS NO.	SURROGATE	%REC	Q	LIMITS
17060-07-0	1,2-Dichloroethane-d4 (Surr)	99		70-130
460-00-4	Bromofluorobenzene	113		70-130
1868-53-7	Dibromofluoromethane (Surr)	112		70-130
2037-26-5	Toluene-d8 (Surr)	94		70-130

FORM I
GC/MS VOA ORGANICS ANALYSIS DATA SHEET
TENTATIVELY IDENTIFIED COMPOUNDS

Lab Name: TestAmerica Edison Job No.: 460-151079-1

SDG No.:

Client Sample ID: SW-2 Lab Sample ID: 460-151079-53

Matrix: Water Lab File ID: F60654.D

Analysis Method: 8260C Date Collected: 02/27/2018 14:15

Sample wt/vol: 5(mL) Date Analyzed: 03/12/2018 09:38

Soil Aliquot Vol: Dilution Factor: 1

Soil Extract Vol.: GC Column: Rtx-624 ID: 0.25(mm)

% Moisture: Level: (low/med) Low

Analysis Batch No.: 502852 Units: ug/L

Number TICs Found: 0 TIC Result Total: 0

CAS NO.	COMPOUND NAME	RT	RESULT	Q	MATCH QUALITY
	Tentatively Identified Compound		None		

TestAmerica Edison
Target Compound Quantitation Report

Data File: \\ChromNA\Edison\ChromData\CVOAMS6\20180312-68646.b\F60654.D
Lims ID: 460-151079-A-53
Client ID: SW-2
Sample Type: Client
Inject. Date: 12-Mar-2018 09:38:30 ALS Bottle#: 11 Worklist Smp#: 12
Purge Vol: 5.000 mL Dil. Factor: 1.0000
Sample Info: 460-151079-A-53
Misc. Info.: 460-0068646-012
Operator ID: Instrument ID: CVOAMS6

Method: \\ChromNA\Edison\ChromData\CVOAMS6\20180312-68646.b\8260624W6.m
Limit Group: VOA - 8260C DKQP Water and Solid
Last Update: 12-Mar-2018 11:20:20 Calib Date: 09-Mar-2018 04:49:30
Integrator: RTE ID Type: Deconvolution ID
Quant Method: Internal Standard Quant By: Initial Calibration
Last ICal File: \\ChromNA\Edison\ChromData\CVOAMS6\20180309-68530.b\F60575.D

Column 1 : Rtx-624 (0.25 mm) Det: MS SCAN
Process Host: XAWRK007

First Level Reviewer: moroneyc Date: 12-Mar-2018 11:20:20

Compound	Sig	RT (min.)	Exp RT (min.)	Dlt RT (min.)	Q	Response	OnCol Amt ug/l	Flags
* 26 TBA-d9 (IS)	65	3.217	3.217	0.000	0	191634	1000.0	
27 Methylene Chloride	84	3.234	3.226	0.008	31	1896	0.5770	
* 38 2-Butanone-d5	46	4.269	4.269	0.000	0	175737	250.0	
$ 51 Dibromofluoromethane (Surr	113	4.746	4.746	0.000	98	143052	56.2	
$ 56 1,2-Dichloroethane-d4 (Sur	65	5.091	5.091	0.000	0	134138	49.5	
* 61 Fluorobenzene	96	5.362	5.362	0.000	99	439403	50.0	
* 67 1,4-Dioxane-d8	96	6.061	6.052	0.009	0	19869	1000.0	
$ 78 Toluene-d8 (Surr)	98	7.030	7.022	0.008	99	431080	46.8	
* 89 Chlorobenzene-d5	117	8.821	8.813	0.008	85	379684	50.0	
$ 100 4-Bromofluorobenzene	174	10.070	10.070	0.000	96	206842	56.5	
* 116 1,4-Dichlorobenzene-d4	152	10.941	10.941	0.000	93	269128	50.0	

Reagents:

VOA6IS/SURR_00009 Amount Added: 5.00 Units: uL Run Reagent

Report Date: 12-Mar-2018 11:20:40 Chrom Revision: 2.2 08-Feb-2018 13:38:42

TestAmerica Edison

Data File: \\ChromNA\Edison\ChromData\CVOAMS6\20180312-68646.b\F60654.D

Injection Date:	12-Mar-2018 09:38:30	Instrument ID:	CVOAMS6	Operator ID:	
Lims ID:	460-151079-A-53	Lab Sample ID:	460-151079-53	Worklist Smp#:	12
Client ID:	SW-2				
Purge Vol:	5.000 mL	Dil. Factor:	1.0000	ALS Bottle#:	11
Method:	8260624W6	Limit Group:	VOA - 8260C DKQP Water and Solid		

Column: Rtx-624 (0.25 mm)

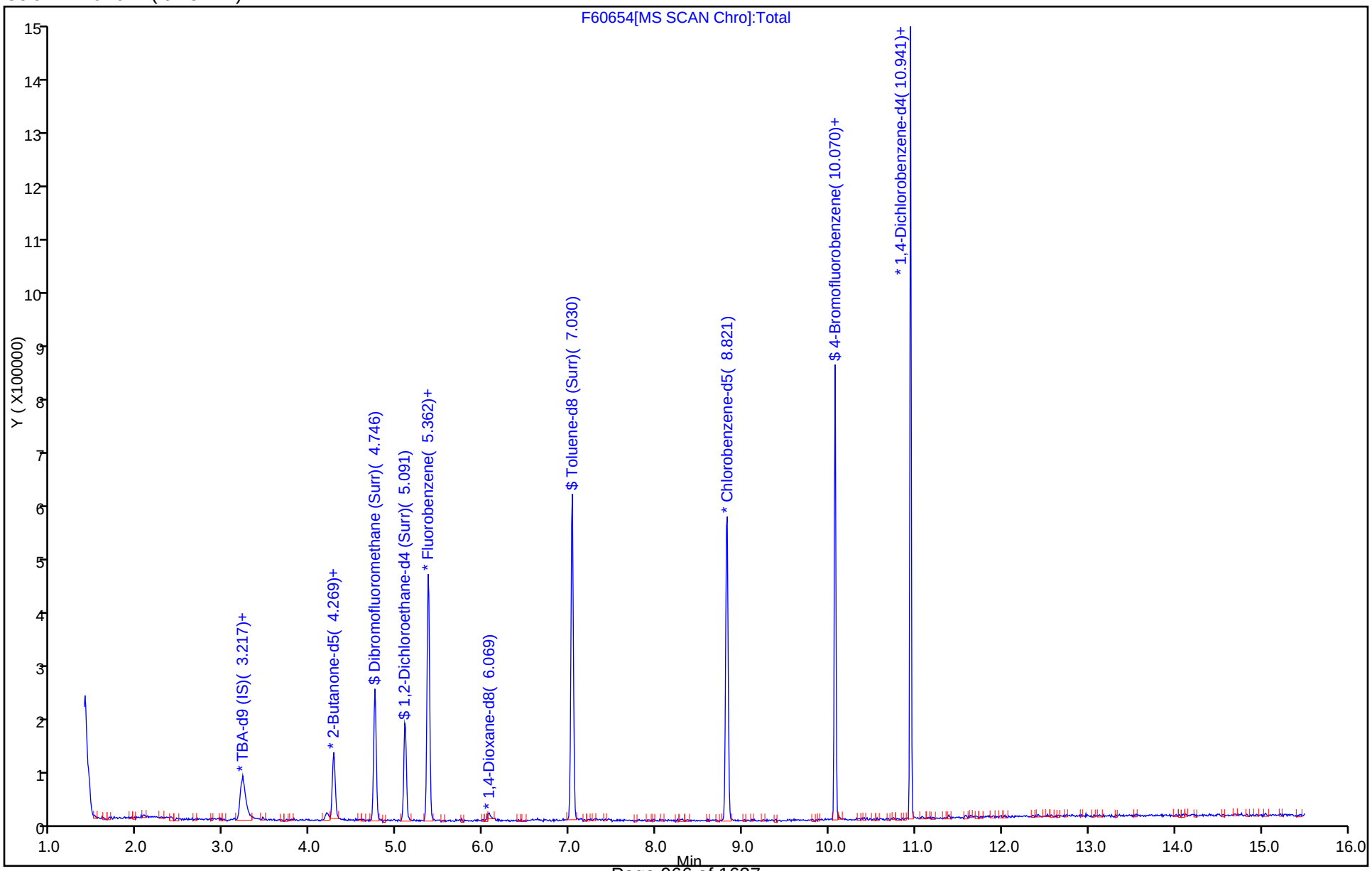

Report Date: 12-Mar-2018 11:20:40 Chrom Revision: 2.2 08-Feb-2018 13:38:42

TestAmerica Edison

Data File: \\ChromNA\Edison\ChromData\CVOAMS6\20180312-68646.b\F60654.D

Injection Date:	12-Mar-2018 09:38:30	Instrument ID:	CVOAMS6
Lims ID:	460-151079-A-53	Lab Sample ID:	460-151079-53
Client ID:	SW-2		
Operator ID:		ALS Bottle#:	11 Worklist Smp#: 12
Purge Vol:	5.000 mL	Dil. Factor:	1.0000
Method:	8260624W6	Limit Group:	VOA - 8260C DKQP Water and Solid
Column:	Rtx-624 (0.25 mm)	Detector	MS SCAN

27 Methylene Chloride, CAS: 75-09-2

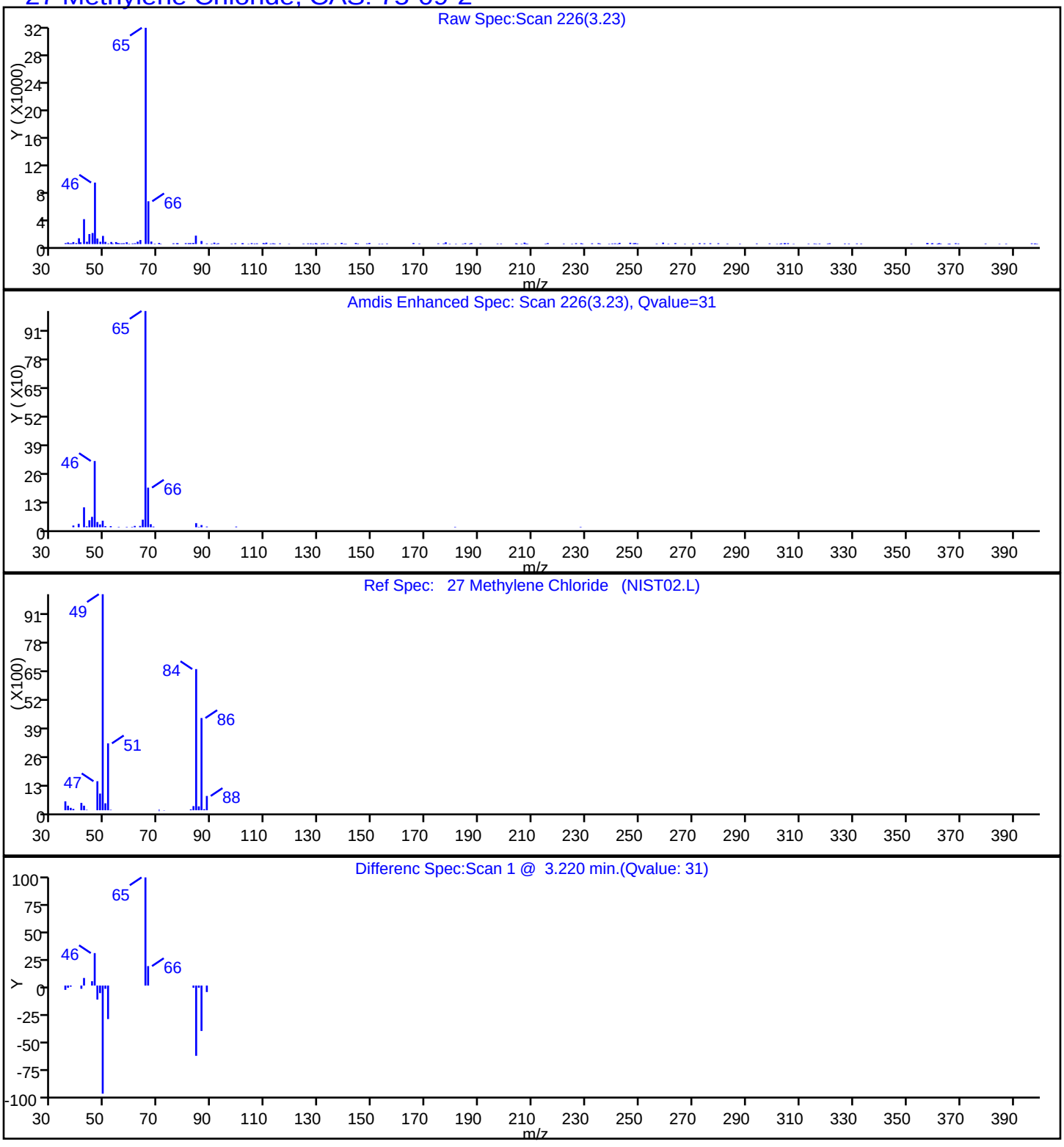

User Disabled Compound Report

TestAmerica Edison

Data File:	\\ChromNA\Edison\ChromData\CVOAMS6\20180312-68646.b\F60654.D		
Injection Date:	12-Mar-2018 09:38:30	Instrument ID:	CVOAMS6
Lims ID:	460-151079-A-53	Lab Sample ID:	460-151079-53
Client ID:	SW-2		
Operator ID:		ALS Bottle#:	11 Worklist Smp#: 12
Purge Vol:	5.000 mL	Dil. Factor:	1.0000
Method:	8260624W6	Limit Group:	VOA - 8260C DKQP Water and Solid
Column:	Rtx-624 (0.25 mm)	Detector	MS SCAN

82 1,1,2-Trichloroethane, CAS: 79-00-5

Processing Results

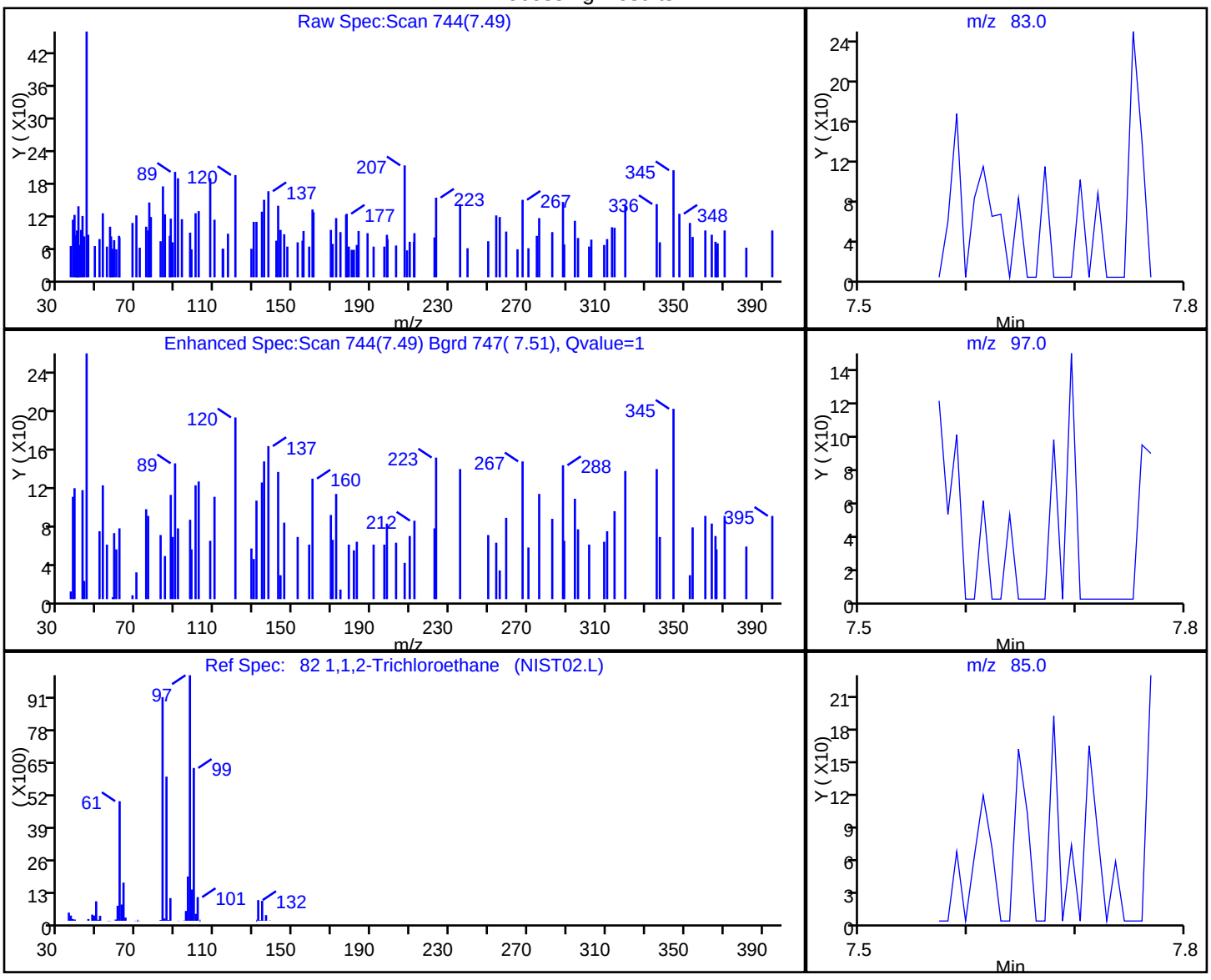

RT	Mass	Response	Amount
7.49	83.00	214	0.099193
7.49	97.00	66	
7.47	85.00	150	

Reviewer: moroneyc, 12-Mar-2018 11:20:20

Audit Action: Marked Compound Undetected Audit Reason: Invalid Compound ID

User Disabled Compound Report

TestAmerica Edison

Data File:	\\ChromNA\Edison\ChromData\CVOAMS6\20180312-68646.b\F60654.D		
Injection Date:	12-Mar-2018 09:38:30	Instrument ID:	CVOAMS6
Lims ID:	460-151079-A-53	Lab Sample ID:	460-151079-53
Client ID:	SW-2		
Operator ID:		ALS Bottle#:	11 Worklist Smp#: 12
Purge Vol:	5.000 mL	Dil. Factor:	1.0000
Method:	8260624W6	Limit Group:	VOA - 8260C DKQP Water and Solid
Column:	Rtx-624 (0.25 mm)	Detector	MS SCAN

124 1,2-Dibromo-3-Chloropropane, CAS: 96-12-8

Processing Results

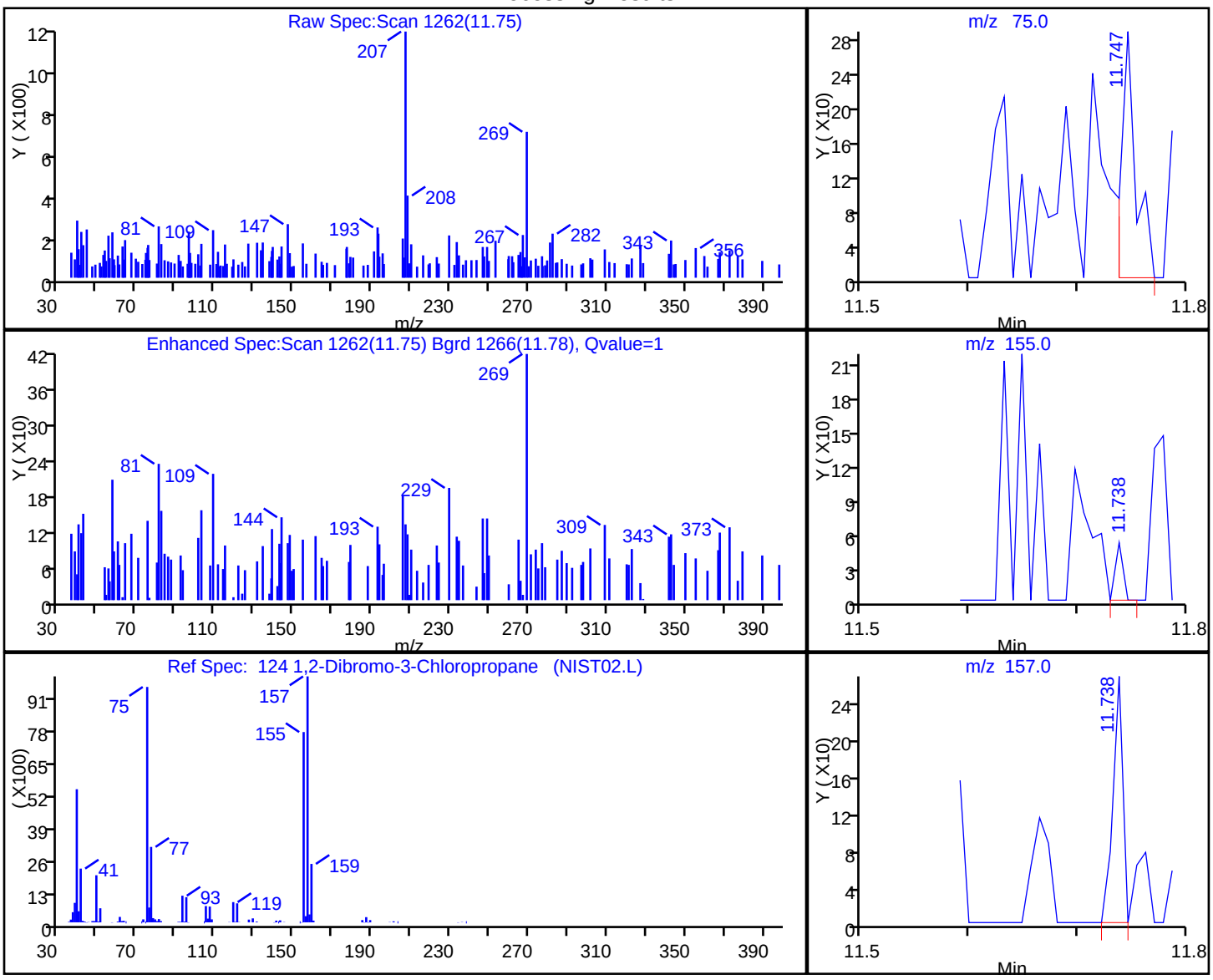

RT	Mass	Response	Amount
11.75	75.00	264	0.303777
11.74	155.00	25	
11.74	157.00	172	

Reviewer: moroneyc, 12-Mar-2018 11:20:20

Audit Action: Marked Compound Undetected Audit Reason: Invalid Compound ID

User Disabled Compound Report

TestAmerica Edison

Data File:	\\ChromNA\Edison\ChromData\CVOAMS6\20180312-68646.b\F60654.D		
Injection Date:	12-Mar-2018 09:38:30	Instrument ID:	CVOAMS6
Lims ID:	460-151079-A-53	Lab Sample ID:	460-151079-53
Client ID:	SW-2		
Operator ID:		ALS Bottle#:	11 Worklist Smp#: 12
Purge Vol:	5.000 mL	Dil. Factor:	1.0000
Method:	8260624W6	Limit Group:	VOA - 8260C DKQP Water and Solid
Column:	Rtx-624 (0.25 mm)	Detector	MS SCAN

59 1,2-Dichloroethane, CAS: 107-06-2

Processing Results

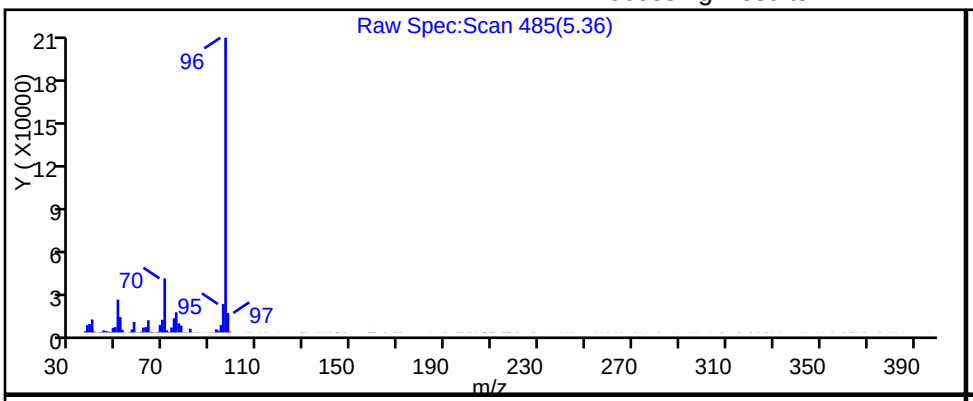

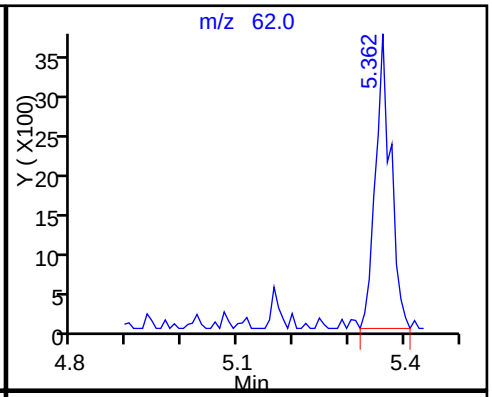

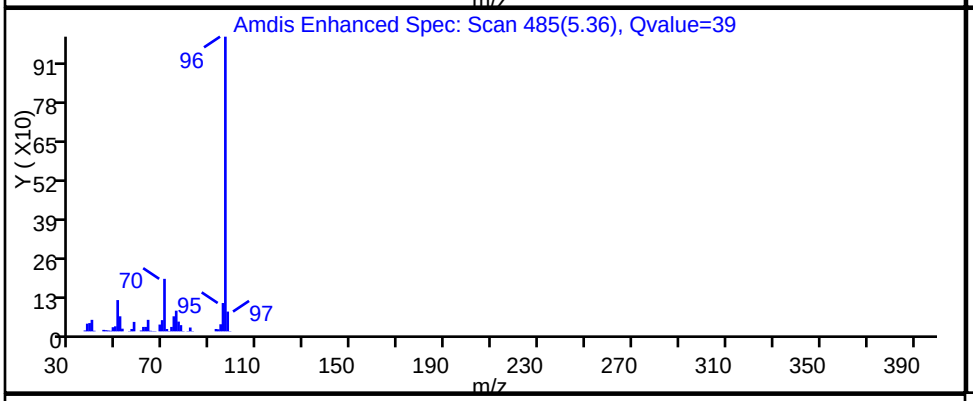

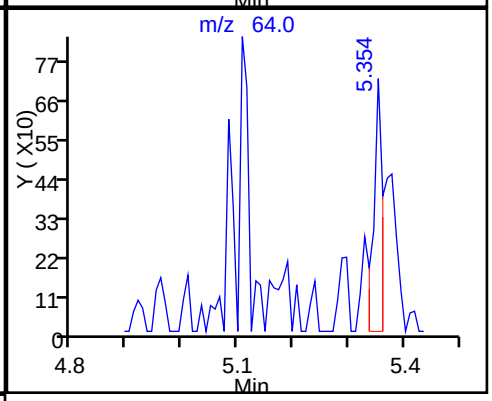

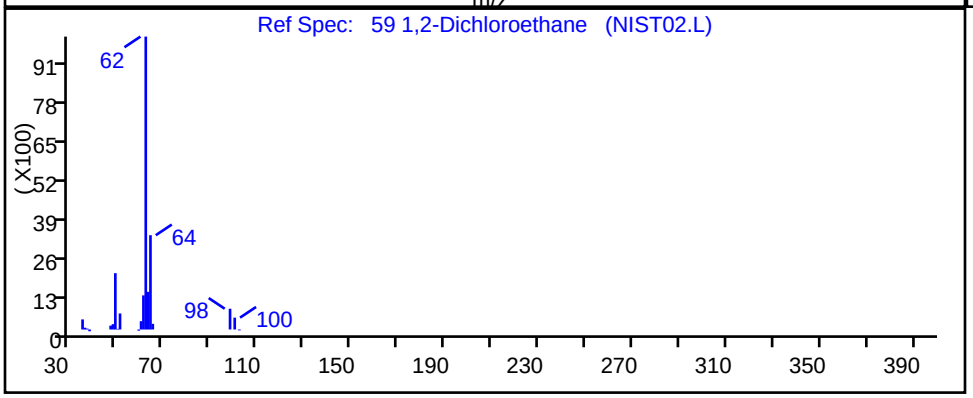

RT	Mass	Response	Amount
5.36	62.00	7136	1.907770
5.35	64.00	772	

Reviewer: moroneyc, 12-Mar-2018 11:20:20

Audit Action: Marked Compound Undetected Audit Reason: Invalid Compound ID

User Disabled Compound Report

TestAmerica Edison

Data File:	\\ChromNA\Edison\ChromData\CVOAMS6\20180312-68646.b\F60654.D		
Injection Date:	12-Mar-2018 09:38:30	Instrument ID:	CVOAMS6
Lims ID:	460-151079-A-53	Lab Sample ID:	460-151079-53
Client ID:	SW-2		
Operator ID:		ALS Bottle#:	11 Worklist Smp#: 12
Purge Vol:	5.000 mL	Dil. Factor:	1.0000
Method:	8260624W6	Limit Group:	VOA - 8260C DKQP Water and Solid
Column:	Rtx-624 (0.25 mm)	Detector	MS SCAN

66 1,2-Dichloropropane, CAS: 78-87-5

Processing Results

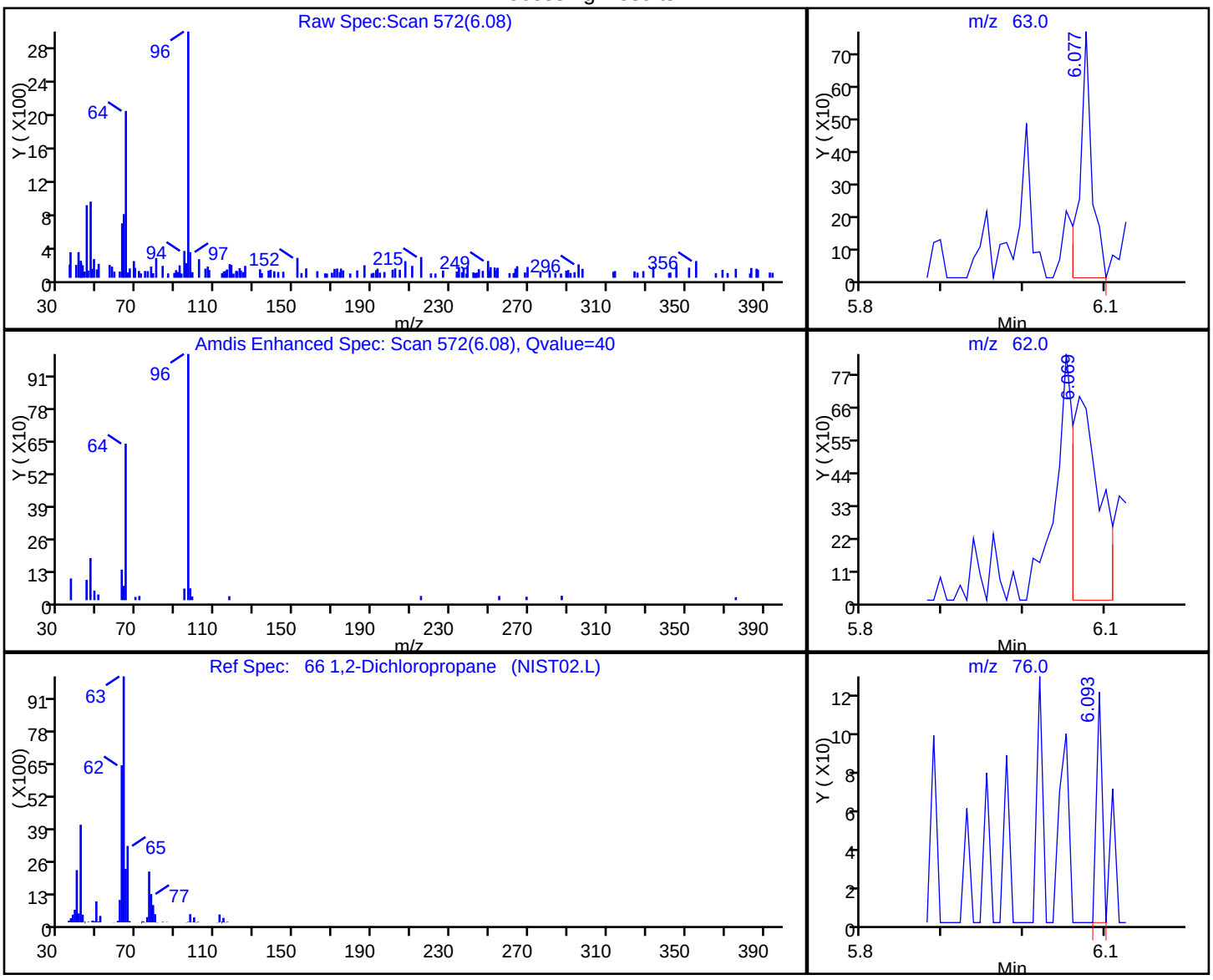

RT	Mass	Response	Amount
6.08	63.00	764	0.297336
6.07	62.00	1653	
6.09	76.00	58	
6.07	112.00	26	

Reviewer: moroneyc, 12-Mar-2018 11:20:20

Audit Action: Marked Compound Undetected Audit Reason: Invalid Compound ID

User Disabled Compound Report

TestAmerica Edison

Data File:	\\ChromNA\Edison\ChromData\CVOAMS6\20180312-68646.b\F60654.D		
Injection Date:	12-Mar-2018 09:38:30	Instrument ID:	CVOAMS6
Lims ID:	460-151079-A-53	Lab Sample ID:	460-151079-53
Client ID:	SW-2		
Operator ID:		ALS Bottle#:	11 Worklist Smp#: 12
Purge Vol:	5.000 mL	Dil. Factor:	1.0000
Method:	8260624W6	Limit Group:	VOA - 8260C DKQP Water and Solid
Column:	Rtx-624 (0.25 mm)	Detector	MS SCAN

69 1,4-Dioxane, CAS: 123-91-1

Processing Results

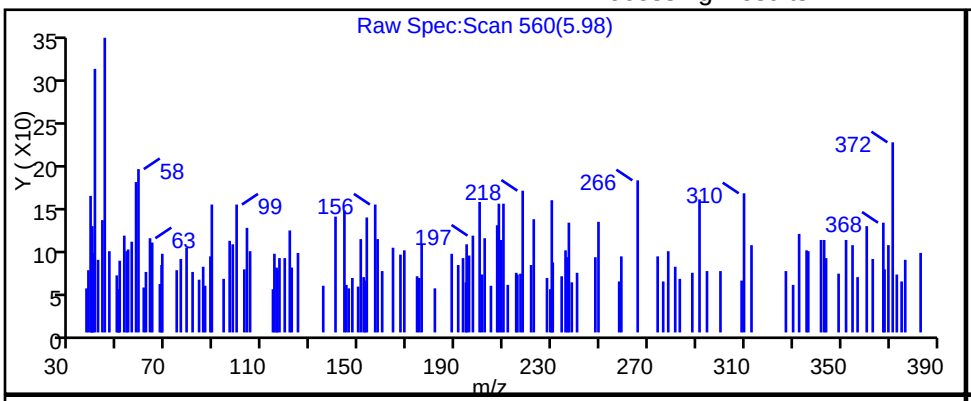

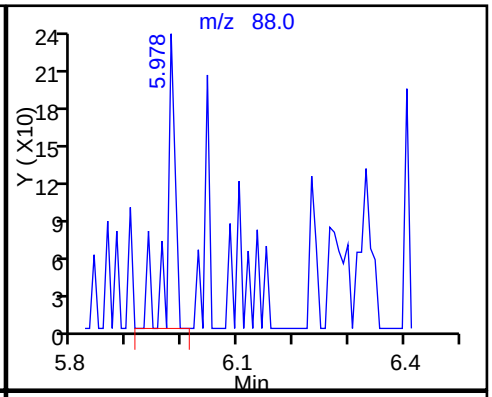

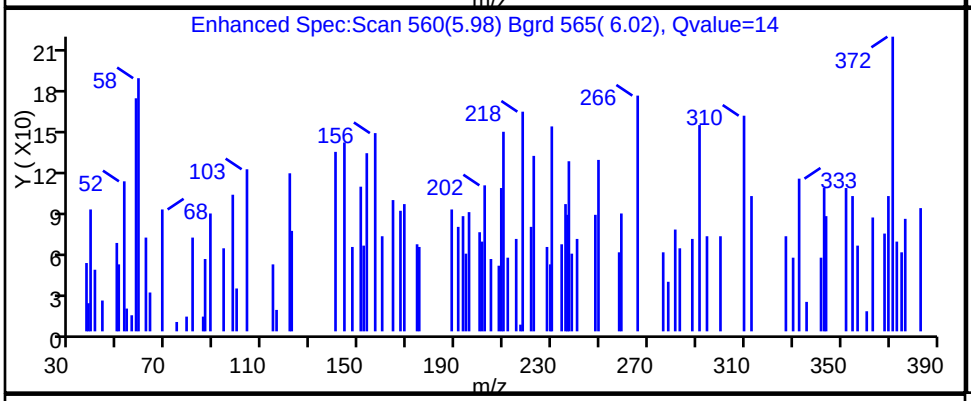

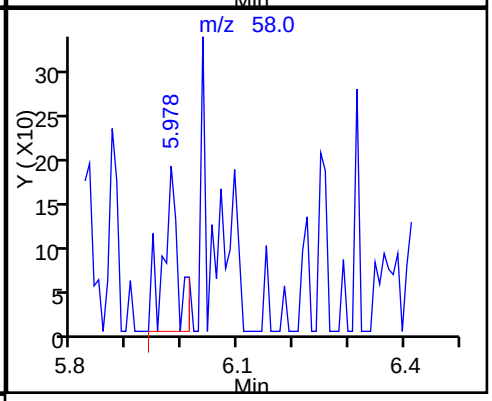

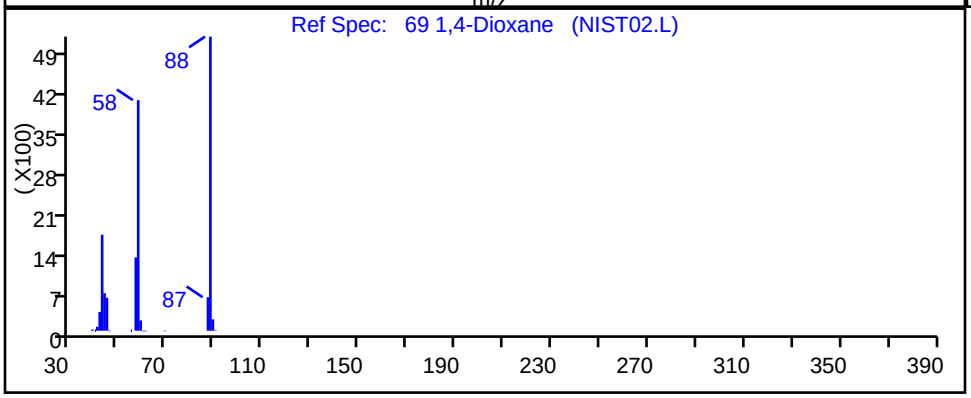

RT	Mass	Response	Amount
5.98	88.00	246	10.179219
5.98	58.00	353	

Reviewer: moroneyc, 12-Mar-2018 11:20:20

Audit Action: Marked Compound Undetected Audit Reason: Invalid Compound ID

User Disabled Compound Report

TestAmerica Edison

Data File:	\\ChromNA\Edison\ChromData\CVOAMS6\20180312-68646.b\F60654.D		
Injection Date:	12-Mar-2018 09:38:30	Instrument ID:	CVOAMS6
Lims ID:	460-151079-A-53	Lab Sample ID:	460-151079-53
Client ID:	SW-2		
Operator ID:		ALS Bottle#:	11 Worklist Smp#: 12
Purge Vol:	5.000 mL	Dil. Factor:	1.0000
Method:	8260624W6	Limit Group:	VOA - 8260C DKQP Water and Solid
Column:	Rtx-624 (0.25 mm)	Detector	MS SCAN

41 2-Butanone (MEK), CAS: 78-93-3

Processing Results

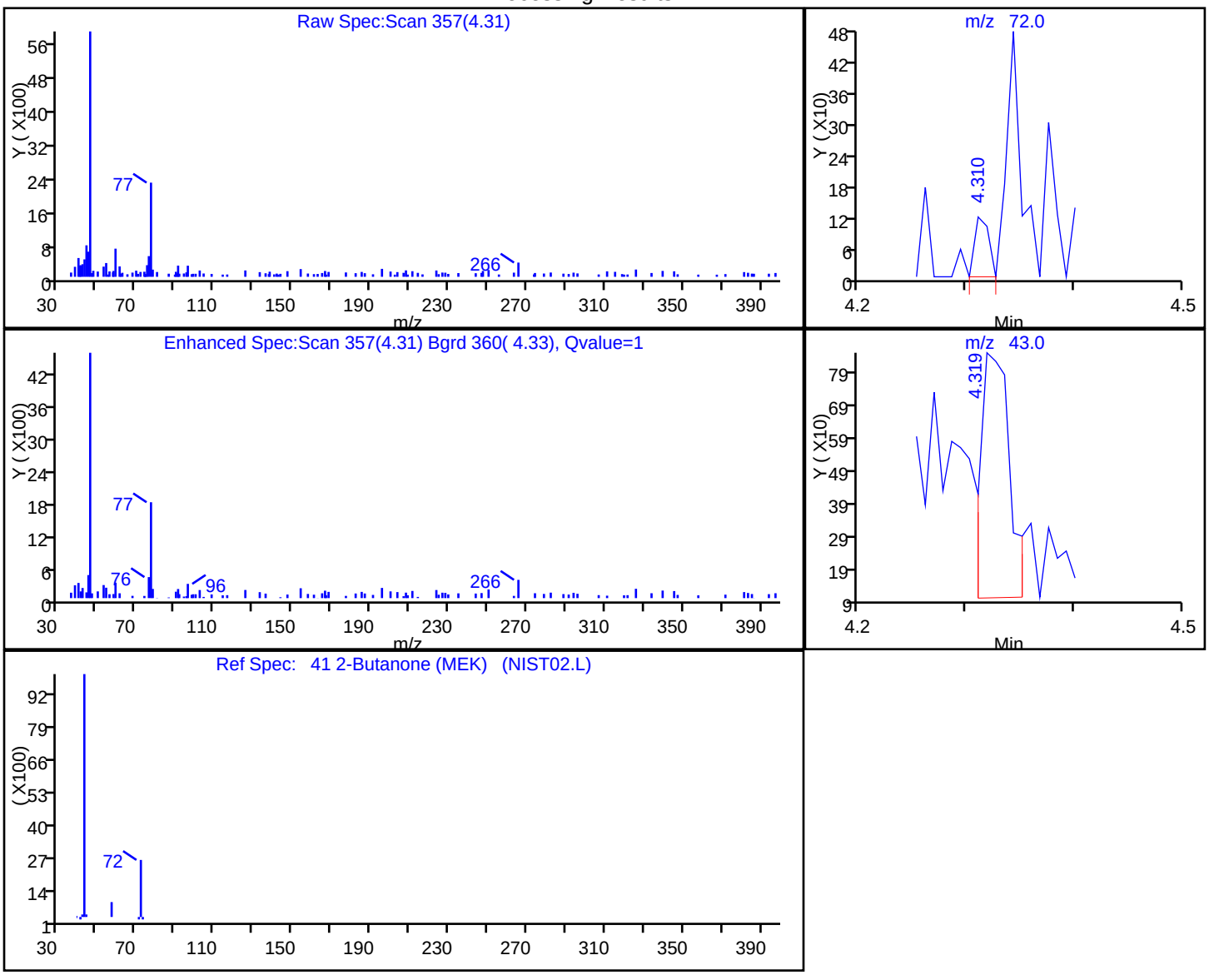

RT	Mass	Response	Amount
4.31	72.00	105	2.209965
4.32	43.00	1398	

Reviewer: moroneyc, 12-Mar-2018 11:20:20

Audit Action: Marked Compound Undetected Audit Reason: Invalid Compound ID

User Disabled Compound Report

TestAmerica Edison

Data File:	\\ChromNA\Edison\ChromData\CVOAMS6\20180312-68646.b\F60654.D		
Injection Date:	12-Mar-2018 09:38:30	Instrument ID:	CVOAMS6
Lims ID:	460-151079-A-53	Lab Sample ID:	460-151079-53
Client ID:	SW-2		
Operator ID:		ALS Bottle#:	11 Worklist Smp#: 12
Purge Vol:	5.000 mL	Dil. Factor:	1.0000
Method:	8260624W6	Limit Group:	VOA - 8260C DKQP Water and Solid
Column:	Rtx-624 (0.25 mm)	Detector	MS SCAN

18 Acetone, CAS: 67-64-1

Processing Results

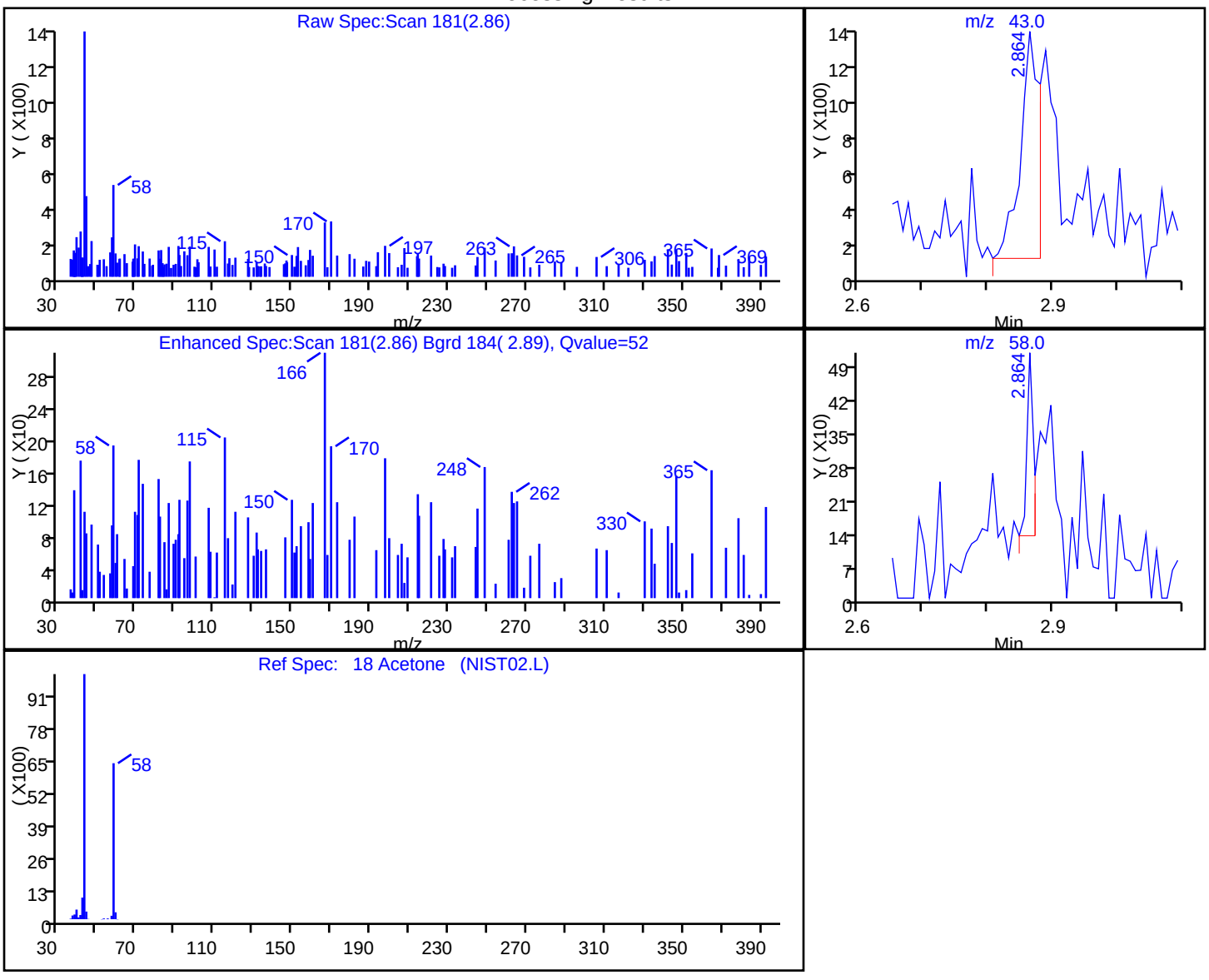

RT	Mass	Response	Amount
2.86	43.00	2596	3.810866
2.86	58.00	274	

Reviewer: moroneyc, 12-Mar-2018 11:20:20

Audit Action: Marked Compound Undetected Audit Reason: Invalid Compound ID

User Disabled Compound Report

TestAmerica Edison

Data File:	\\ChromNA\Edison\ChromData\CVOAMS6\20180312-68646.b\F60654.D		
Injection Date:	12-Mar-2018 09:38:30	Instrument ID:	CVOAMS6
Lims ID:	460-151079-A-53	Lab Sample ID:	460-151079-53
Client ID:	SW-2		
Operator ID:		ALS Bottle#:	11 Worklist Smp#: 12
Purge Vol:	5.000 mL	Dil. Factor:	1.0000
Method:	8260624W6	Limit Group:	VOA - 8260C DKQP Water and Solid
Column:	Rtx-624 (0.25 mm)	Detector	MS SCAN

6 Bromomethane, CAS: 74-83-9

Processing Results

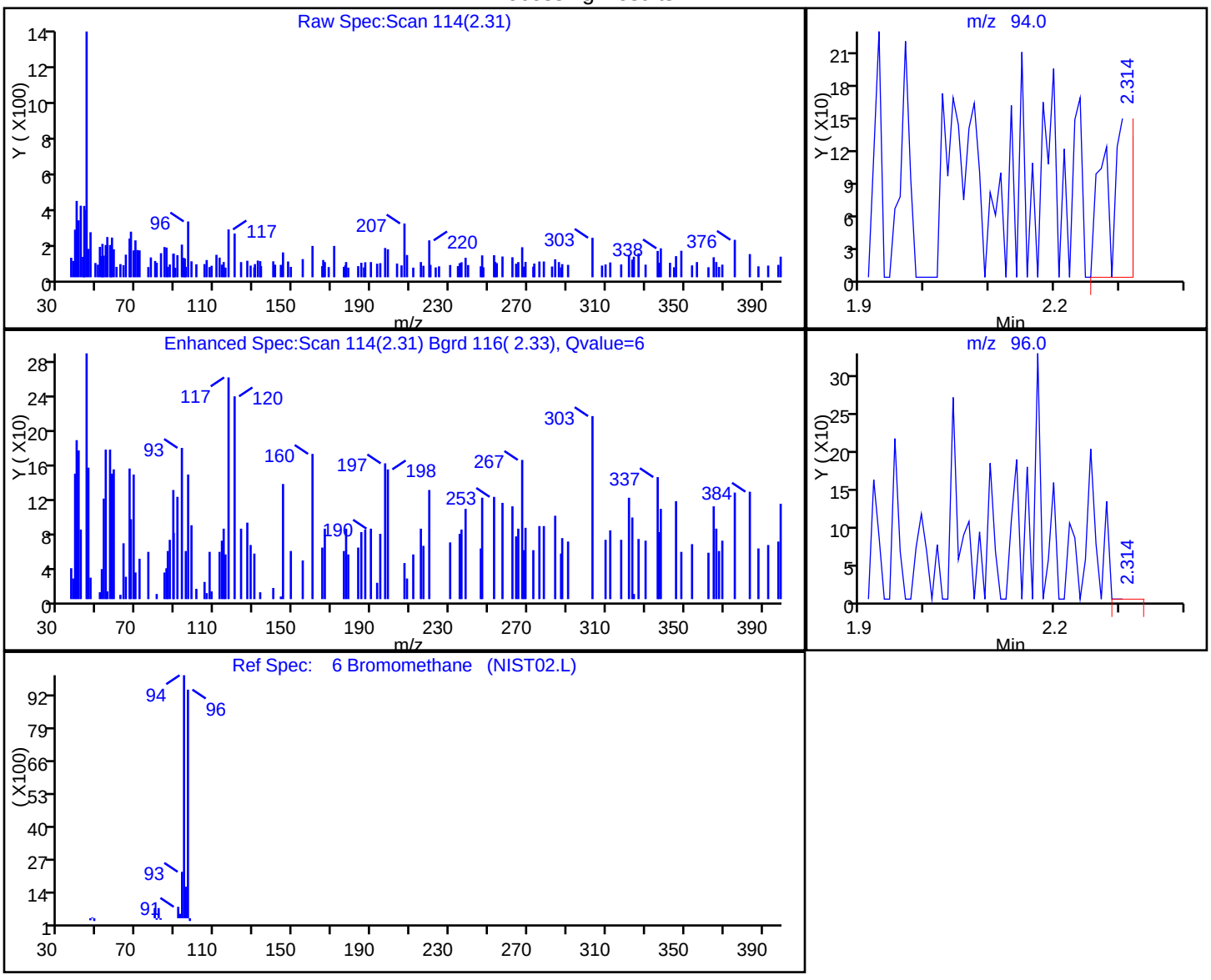

RT	Mass	Response	Amount
2.31	94.00	388	0.182083
2.31	96.00	318	

Reviewer: moroneyc, 12-Mar-2018 11:20:20

Audit Action: Marked Compound Undetected Audit Reason: Invalid Compound ID

User Disabled Compound Report

TestAmerica Edison

Data File:	\\ChromNA\Edison\ChromData\CVOAMS6\20180312-68646.b\F60654.D		
Injection Date:	12-Mar-2018 09:38:30	Instrument ID:	CVOAMS6
Lims ID:	460-151079-A-53	Lab Sample ID:	460-151079-53
Client ID:	SW-2		
Operator ID:		ALS Bottle#:	11 Worklist Smp#: 12
Purge Vol:	5.000 mL	Dil. Factor:	1.0000
Method:	8260624W6	Limit Group:	VOA - 8260C DKQP Water and Solid
Column:	Rtx-624 (0.25 mm)	Detector	MS SCAN

24 Methyl acetate, CAS: 79-20-9

Processing Results

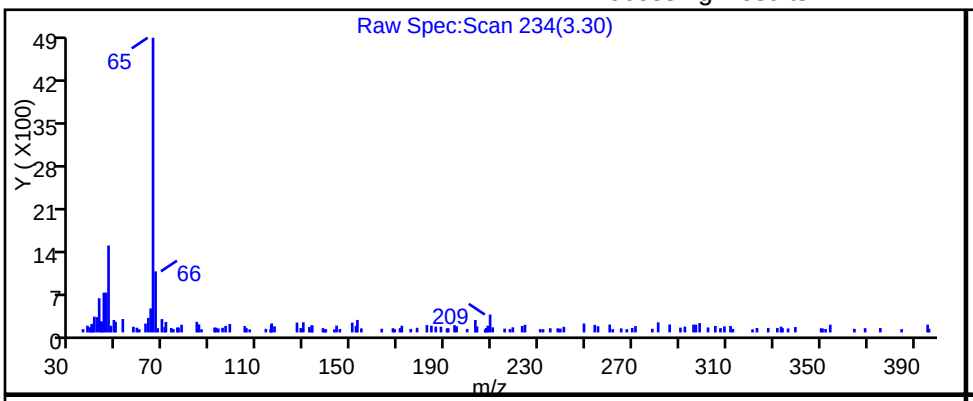

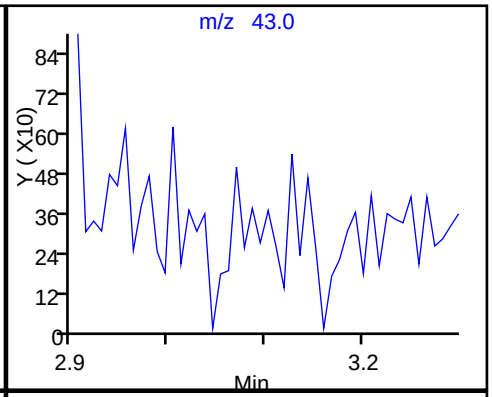

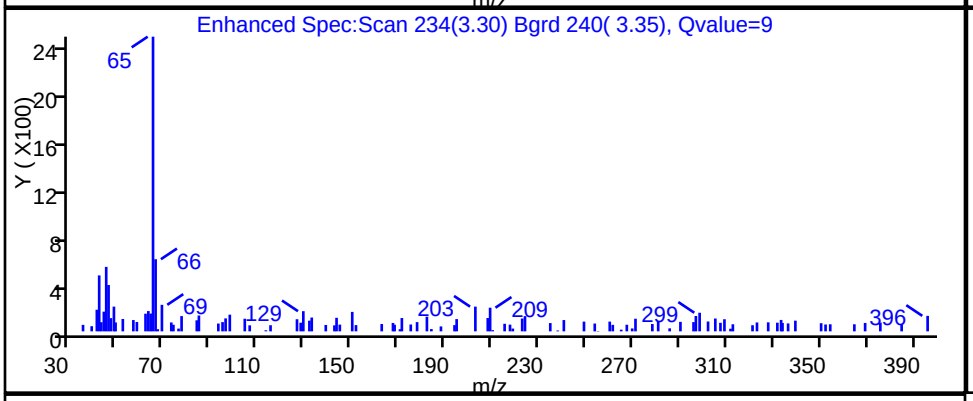

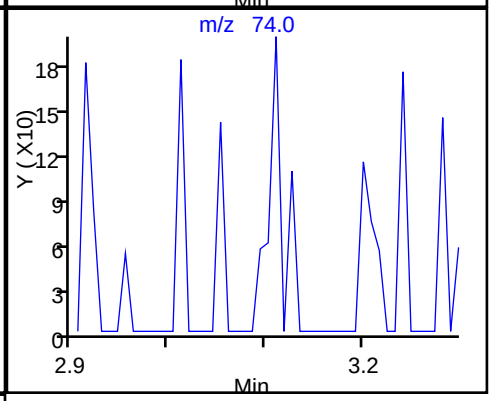

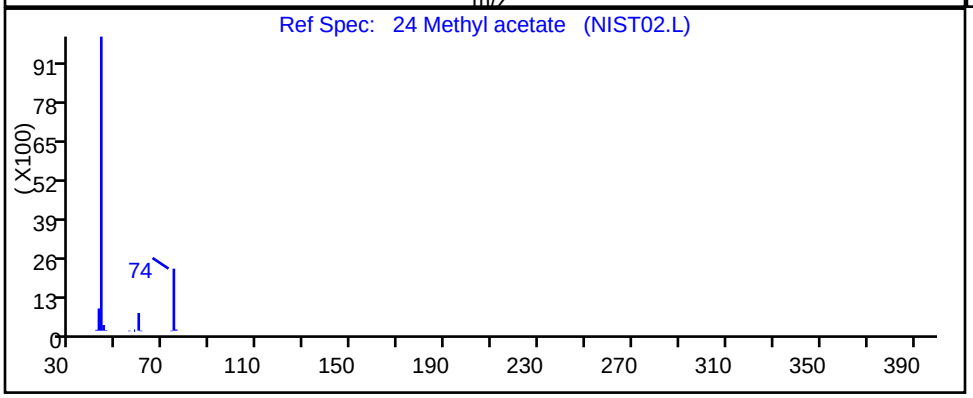

RT	Mass	Response	Amount
3.30	43.00	1227	0.666697
3.31	74.00	70	

Reviewer: moroneyc, 12-Mar-2018 11:20:20

Audit Action: Marked Compound Undetected Audit Reason: Invalid Compound ID

User Disabled Compound Report

TestAmerica Edison

Data File:	\\ChromNA\Edison\ChromData\CVOAMS6\20180312-68646.b\F60654.D		
Injection Date:	12-Mar-2018 09:38:30	Instrument ID:	CVOAMS6
Lims ID:	460-151079-A-53	Lab Sample ID:	460-151079-53
Client ID:	SW-2		
Operator ID:		ALS Bottle#:	11 Worklist Smp#: 12
Purge Vol:	5.000 mL	Dil. Factor:	1.0000
Method:	8260624W6	Limit Group:	VOA - 8260C DKQP Water and Solid
Column:	Rtx-624 (0.25 mm)	Detector	MS SCAN

4 Vinyl chloride, CAS: 75-01-4

Processing Results

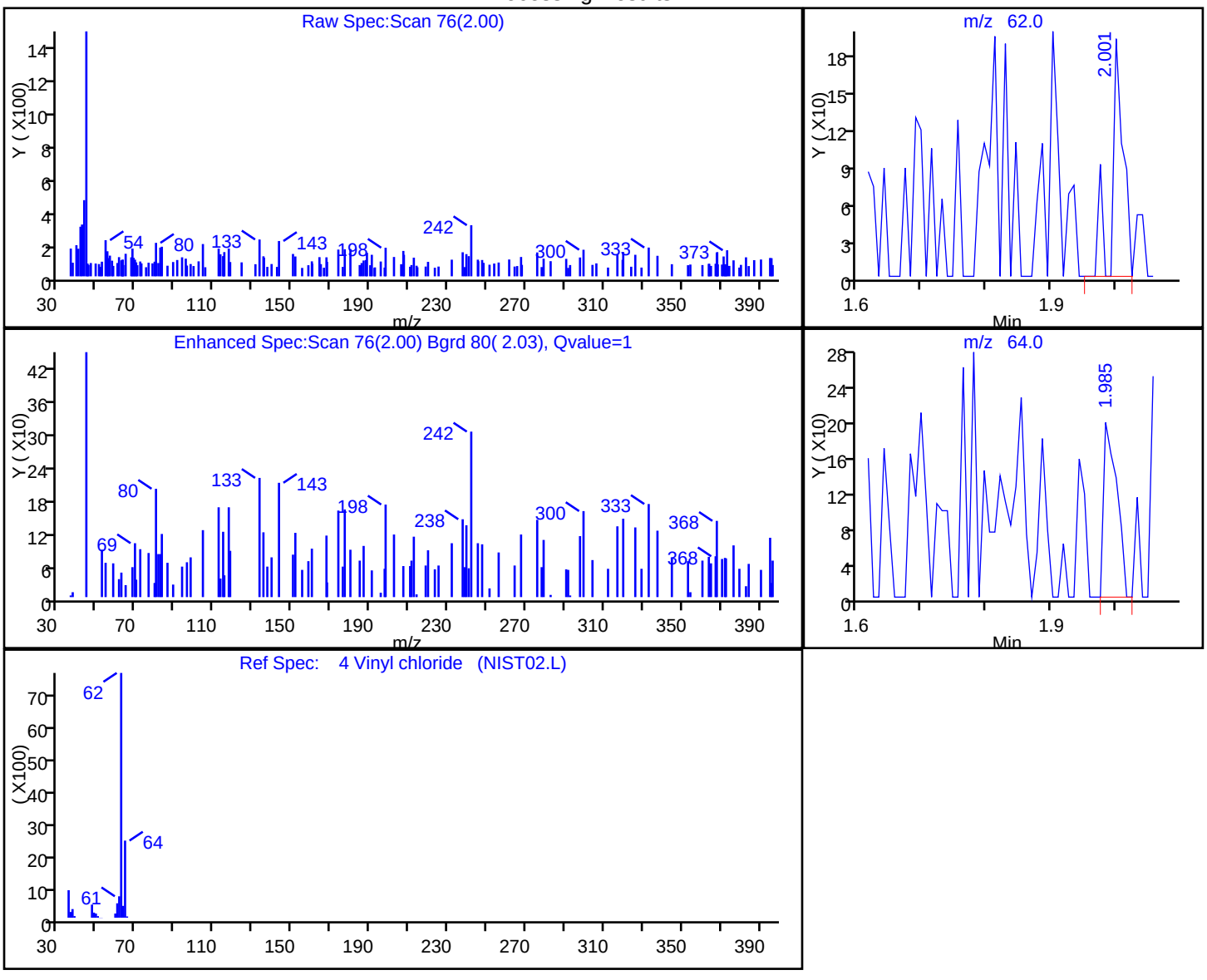

RT	Mass	Response	Amount
2.00	62.00	236	0.070307
1.98	64.00	281	

Reviewer: moroneyc, 12-Mar-2018 11:20:20

Audit Action: Marked Compound Undetected Audit Reason: Invalid Compound ID

FORM I
GC/MS VOA ORGANICS ANALYSIS DATA SHEET

Lab Name: TestAmerica Edison | Job No.: 460-151079-1

SDG No.:

Client Sample ID: SW-3 | Lab Sample ID: 460-151079-54

Matrix: Water | Lab File ID: F60655.D

Analysis Method: 8260C | Date Collected: 02/27/2018 13:55

Sample wt/vol: 5(mL) | Date Analyzed: 03/12/2018 10:01

Soil Aliquot Vol: | Dilution Factor: 1

Soil Extract Vol.: | GC Column: Rtx-624 ID: 0.25(mm)

% Moisture: | Level: (low/med) Low

Analysis Batch No.: 502852 | Units: ug/L

CAS NO.	COMPOUND NAME	RESULT	Q	RL	MDL
71-55-6	1,1,1-Trichloroethane	0.28	U	1.0	0.28
79-34-5	1,1,2,2-Tetrachloroethane	0.19	U	1.0	0.19
79-00-5	1,1,2-Trichloroethane	0.080	U	1.0	0.080
75-34-3	1,1-Dichloroethane	0.24	U	1.0	0.24
75-35-4	1,1-Dichloroethene	0.34	U	1.0	0.34
87-61-6	1,2,3-Trichlorobenzene	0.35	U	1.0	0.35
120-82-1	1,2,4-Trichlorobenzene	0.27	U	1.0	0.27
96-12-8	1,2-Dibromo-3-Chloropropane	0.23	U	1.0	0.23
106-93-4	1,2-Dibromoethane	0.19	U	1.0	0.19
95-50-1	1,2-Dichlorobenzene	0.22	U	1.0	0.22
107-06-2	1,2-Dichloroethane	0.25	U	1.0	0.25
78-87-5	1,2-Dichloropropane	0.18	U	1.0	0.18
541-73-1	1,3-Dichlorobenzene	0.33	U	1.0	0.33
106-46-7	1,4-Dichlorobenzene	0.33	U	1.0	0.33
123-91-1	1,4-Dioxane	8.7	U	50	8.7
78-93-3	2-Butanone	2.2	U	5.0	2.2
591-78-6	2-Hexanone	0.72	U	5.0	0.72
108-10-1	4-Methyl-2-pentanone	0.63	U	5.0	0.63
67-64-1	Acetone	5.4		5.0	1.1
71-43-2	Benzene	0.090	U	1.0	0.090
74-97-5	Bromochloromethane	0.30	U	1.0	0.30
75-27-4	Bromodichloromethane	0.15	U	1.0	0.15
75-25-2	Bromoform	0.18	U	1.0	0.18
74-83-9	Bromomethane	0.18	U	1.0	0.18
75-15-0	Carbon disulfide	0.22	U	1.0	0.22
56-23-5	Carbon tetrachloride	0.33	U	1.0	0.33
108-90-7	Chlorobenzene	0.24	U	1.0	0.24
75-00-3	Chloroethane	0.37	U	1.0	0.37
67-66-3	Chloroform	0.22	U	1.0	0.22
74-87-3	Chloromethane	0.22	U	1.0	0.22
156-59-2	cis-1,2-Dichloroethene	0.26	U	1.0	0.26
10061-01-5	cis-1,3-Dichloropropene	0.16	U	1.0	0.16
110-82-7	Cyclohexane	0.26	U	1.0	0.26
124-48-1	Dibromochloromethane	0.22	U	1.0	0.22
75-71-8	Dichlorodifluoromethane	0.14	U	1.0	0.14
100-41-4	Ethylbenzene	0.30	U	1.0	0.30

FORM I
GC/MS VOA ORGANICS ANALYSIS DATA SHEET

Lab Name: TestAmerica Edison | Job No.: 460-151079-1

SDG No.:

Client Sample ID: SW-3 | Lab Sample ID: 460-151079-54

Matrix: Water | Lab File ID: F60655.D

Analysis Method: 8260C | Date Collected: 02/27/2018 13:55

Sample wt/vol: 5(mL) | Date Analyzed: 03/12/2018 10:01

Soil Aliquot Vol: | Dilution Factor: 1

Soil Extract Vol.: | GC Column: Rtx-624 ID: 0.25(mm)

% Moisture: | Level: (low/med) Low

Analysis Batch No.: 502852 | Units: ug/L

CAS NO.	COMPOUND NAME	RESULT	Q	RL	MDL
76-13-1	Freon TF	0.34	U	1.0	0.34
98-82-8	Isopropylbenzene	0.32	U	1.0	0.32
179601-23-1	m&p-Xylene	0.28	U	1.0	0.28
79-20-9	Methyl acetate	0.58	U	5.0	0.58
108-87-2	Methylcyclohexane	0.22	U	1.0	0.22
75-09-2	Methylene Chloride	0.57	J	1.0	0.21
1634-04-4	MTBE	0.13	U	1.0	0.13
95-47-6	o-Xylene	0.32	U	1.0	0.32
100-42-5	Styrene	0.17	U	1.0	0.17
127-18-4	Tetrachloroethene	0.12	U	1.0	0.12
108-88-3	Toluene	0.25	U	1.0	0.25
156-60-5	trans-1,2-Dichloroethene	0.18	U	1.0	0.18
10061-02-6	trans-1,3-Dichloropropene	0.19	U	1.0	0.19
79-01-6	Trichloroethene	0.22	U	1.0	0.22
75-69-4	Trichlorofluoromethane	0.15	U	1.0	0.15
75-01-4	Vinyl chloride	0.060	U	1.0	0.060

CAS NO.	SURROGATE	%REC	Q	LIMITS
17060-07-0	1,2-Dichloroethane-d4 (Surr)	99		70-130
460-00-4	Bromofluorobenzene	108		70-130
1868-53-7	Dibromofluoromethane (Surr)	106		70-130
2037-26-5	Toluene-d8 (Surr)	97		70-130

FORM I
GC/MS VOA ORGANICS ANALYSIS DATA SHEET
TENTATIVELY IDENTIFIED COMPOUNDS

Lab Name: TestAmerica Edison Job No.: 460-151079-1

SDG No.:

Client Sample ID: SW-3 Lab Sample ID: 460-151079-54

Matrix: Water Lab File ID: F60655.D

Analysis Method: 8260C Date Collected: 02/27/2018 13:55

Sample wt/vol: 5(mL) Date Analyzed: 03/12/2018 10:01

Soil Aliquot Vol: Dilution Factor: 1

Soil Extract Vol.: GC Column: Rtx-624 ID: 0.25(mm)

% Moisture: Level: (low/med) Low

Analysis Batch No.: 502852 Units: ug/L

Number TICs Found: 0 TIC Result Total: 0

CAS NO.	COMPOUND NAME	RT	RESULT	Q	MATCH QUALITY
	Tentatively Identified Compound		None		

FORM I-TIC 8260C

TestAmerica Edison
Target Compound Quantitation Report

Data File: \\ChromNA\Edison\ChromData\CVOAMS6\20180312-68646.b\F60655.D
Lims ID: 460-151079-A-54
Client ID: SW-3
Sample Type: Client
Inject. Date: 12-Mar-2018 10:01:30 ALS Bottle#: 12 Worklist Smp#: 13
Purge Vol: 5.000 mL Dil. Factor: 1.0000
Sample Info: 460-151079-A-54
Misc. Info.: 460-0068646-013
Operator ID: Instrument ID: CVOAMS6

Method: \\ChromNA\Edison\ChromData\CVOAMS6\20180312-68646.b\8260624W6.m
Limit Group: VOA - 8260C DKQP Water and Solid
Last Update: 12-Mar-2018 20:06:19 Calib Date: 09-Mar-2018 04:49:30
Integrator: RTE ID Type: Deconvolution ID
Quant Method: Internal Standard Quant By: Initial Calibration
Last ICal File: \\ChromNA\Edison\ChromData\CVOAMS6\20180309-68530.b\F60575.D

Column 1 : Rtx-624 (0.25 mm) Det: MS SCAN
Process Host: XAWRK011

First Level Reviewer: moroneyc Date: 12-Mar-2018 12:13:08

Compound	Sig	RT (min.)	Exp RT (min.)	Dlt RT (min.)	Q	Response	OnCol Amt ug/l	Flags
18 Acetone	43	2.889	2.872	0.017	74	3806	5.36	M
* 26 TBA-d9 (IS)	65	3.217	3.217	0.000	0	197684	1000.0	
27 Methylene Chloride	84	3.234	3.226	0.008	30	1972	0.5732	
* 38 2-Butanone-d5	46	4.277	4.269	0.008	0	183204	250.0	
$ 51 Dibromofluoromethane (Surr	113	4.746	4.746	0.000	98	140612	52.8	
$ 56 1,2-Dichloroethane-d4 (Sur	65	5.099	5.091	0.008	0	140634	49.6	
* 61 Fluorobenzene	96	5.370	5.362	0.008	99	460099	50.0	
* 67 1,4-Dioxane-d8	96	6.060	6.052	0.008	0	20885	1000.0	
$ 78 Toluene-d8 (Surr)	98	7.030	7.022	0.008	99	464026	48.3	
* 89 Chlorobenzene-d5	117	8.821	8.813	0.008	85	396099	50.0	
$ 100 4-Bromofluorobenzene	174	10.070	10.070	0.000	96	205284	53.8	
* 116 1,4-Dichlorobenzene-d4	152	10.941	10.941	0.000	93	270782	50.0	

QC Flag Legend

Review Flags
M - Manually Integrated

Reagents:

VOA6IS/SURR_00009 Amount Added: 5.00 Units: uL Run Reagent

Report Date: 12-Mar-2018 20:06:25 Chrom Revision: 2.2 08-Feb-2018 13:38:42

TestAmerica Edison

Data File: \\ChromNA\Edison\ChromData\CVOAMS6\20180312-68646.b\F60655.D

Injection Date:	12-Mar-2018 10:01:30	Instrument ID:	CVOAMS6	Operator ID:	
Lims ID:	460-151079-A-54	Lab Sample ID:	460-151079-54	Worklist Smp#:	13
Client ID:	SW-3				
Purge Vol:	5.000 mL	Dil. Factor:	1.0000	ALS Bottle#:	12
Method:	8260624W6	Limit Group:	VOA - 8260C DKQP Water and Solid		

Column: Rtx-624 (0.25 mm)

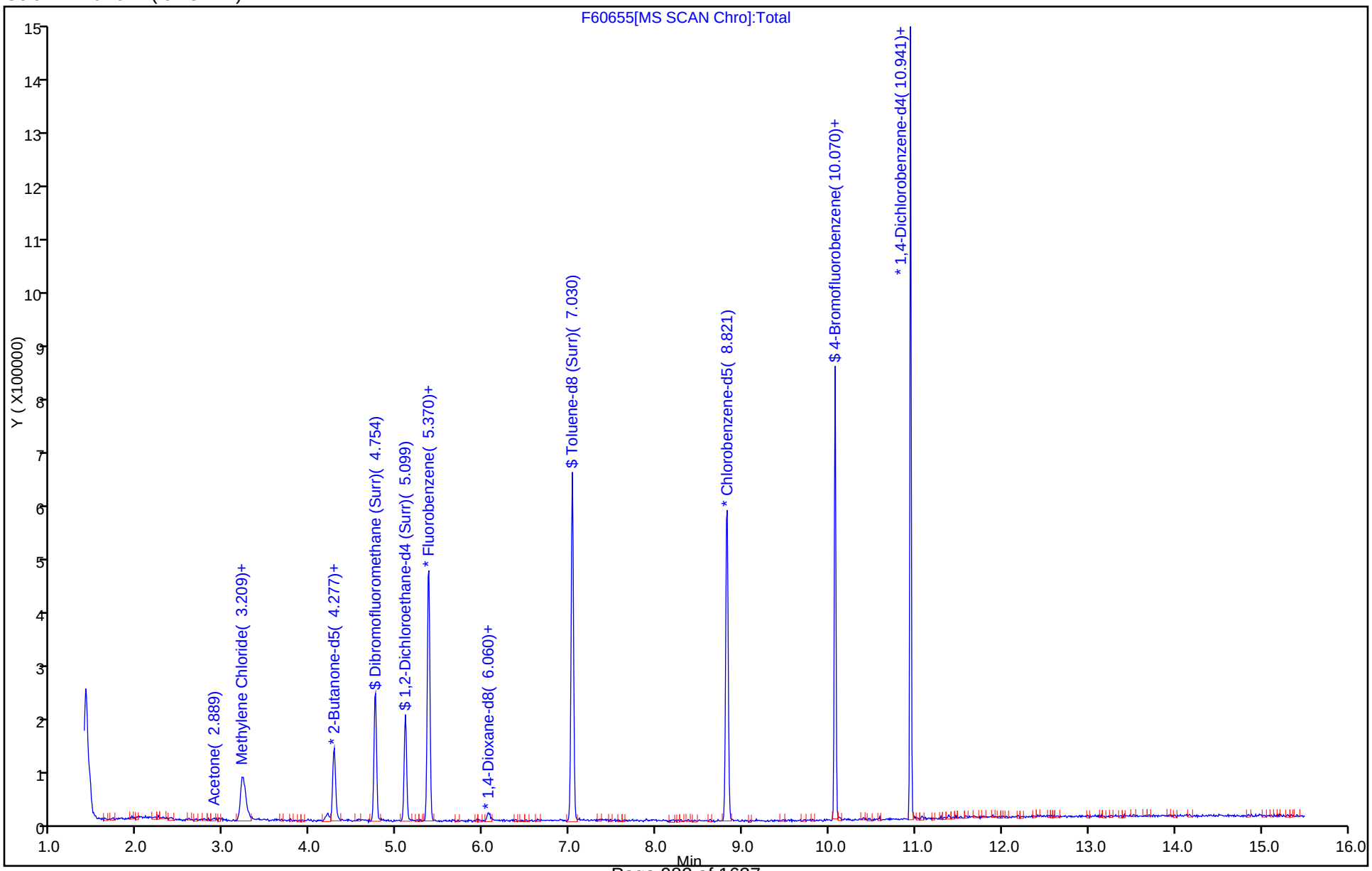

Report Date: 12-Mar-2018 20:06:25 Chrom Revision: 2.2 08-Feb-2018 13:38:42

TestAmerica Edison

Data File: \\ChromNA\Edison\ChromData\CVOAMS6\20180312-68646.b\F60655.D

Injection Date:	12-Mar-2018 10:01:30	Instrument ID:	CVOAMS6		
Lims ID:	460-151079-A-54	Lab Sample ID:	460-151079-54		
Client ID:	SW-3				
Operator ID:		ALS Bottle#:	12	Worklist Smp#:	13
Purge Vol:	5.000 mL	Dil. Factor:	1.0000		
Method:	8260624W6	Limit Group:	VOA - 8260C DKQP Water and Solid		
Column:	Rtx-624 (0.25 mm)	Detector	MS SCAN		

18 Acetone, CAS: 67-64-1

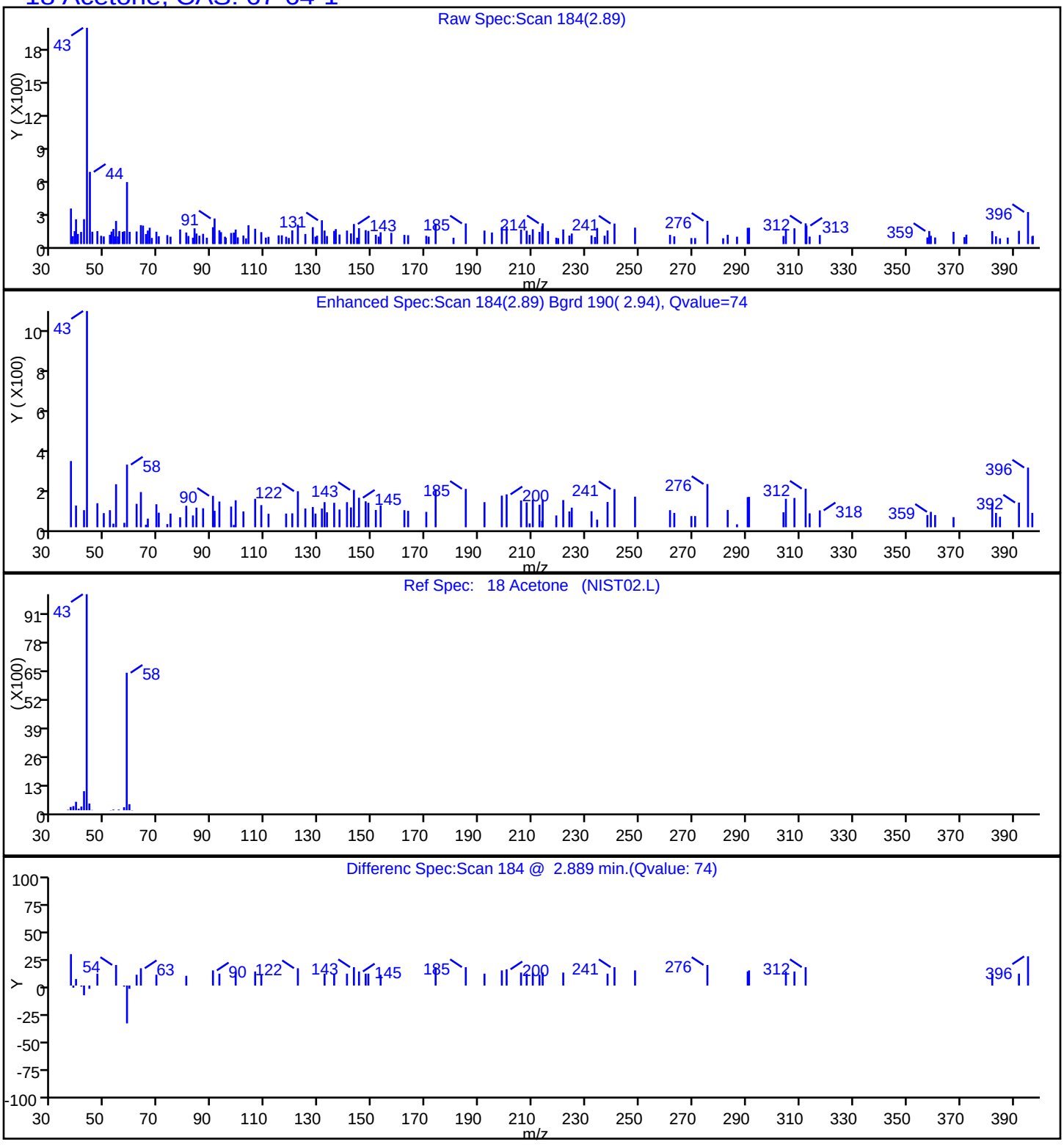

Report Date: 12-Mar-2018 20:06:25 Chrom Revision: 2.2 08-Feb-2018 13:38:42

TestAmerica Edison

Data File: \\ChromNA\Edison\ChromData\CVOAMS6\20180312-68646.b\F60655.D

Injection Date:	12-Mar-2018 10:01:30	Instrument ID:	CVOAMS6
Lims ID:	460-151079-A-54	Lab Sample ID:	460-151079-54
Client ID:	SW-3		
Operator ID:		ALS Bottle#:	12 Worklist Smp#: 13
Purge Vol:	5.000 mL	Dil. Factor:	1.0000
Method:	8260624W6	Limit Group:	VOA - 8260C DKQP Water and Solid
Column:	Rtx-624 (0.25 mm)	Detector	MS SCAN

27 Methylene Chloride, CAS: 75-09-2

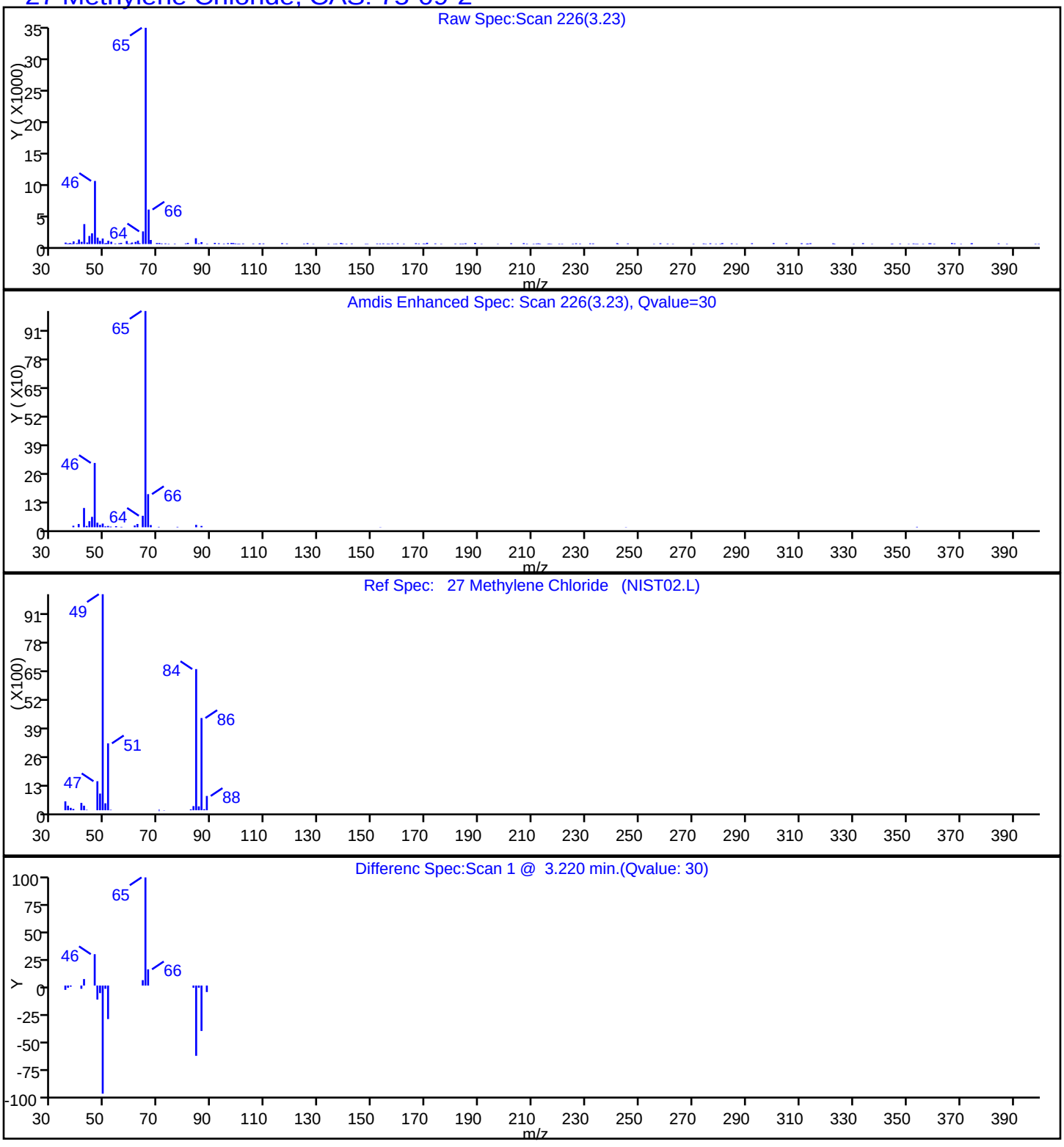

User Disabled Compound Report

TestAmerica Edison

Data File:	\\ChromNA\Edison\ChromData\CVOAMS6\20180312-68646.b\F60655.D		
Injection Date:	12-Mar-2018 10:01:30	Instrument ID:	CVOAMS6
Lims ID:	460-151079-A-54	Lab Sample ID:	460-151079-54
Client ID:	SW-3		
Operator ID:		ALS Bottle#:	12 Worklist Smp#: 13
Purge Vol:	5.000 mL	Dil. Factor:	1.0000
Method:	8260624W6	Limit Group:	VOA - 8260C DKQP Water and Solid
Column:	Rtx-624 (0.25 mm)	Detector	MS SCAN

82 1,1,2-Trichloroethane, CAS: 79-00-5

Processing Results

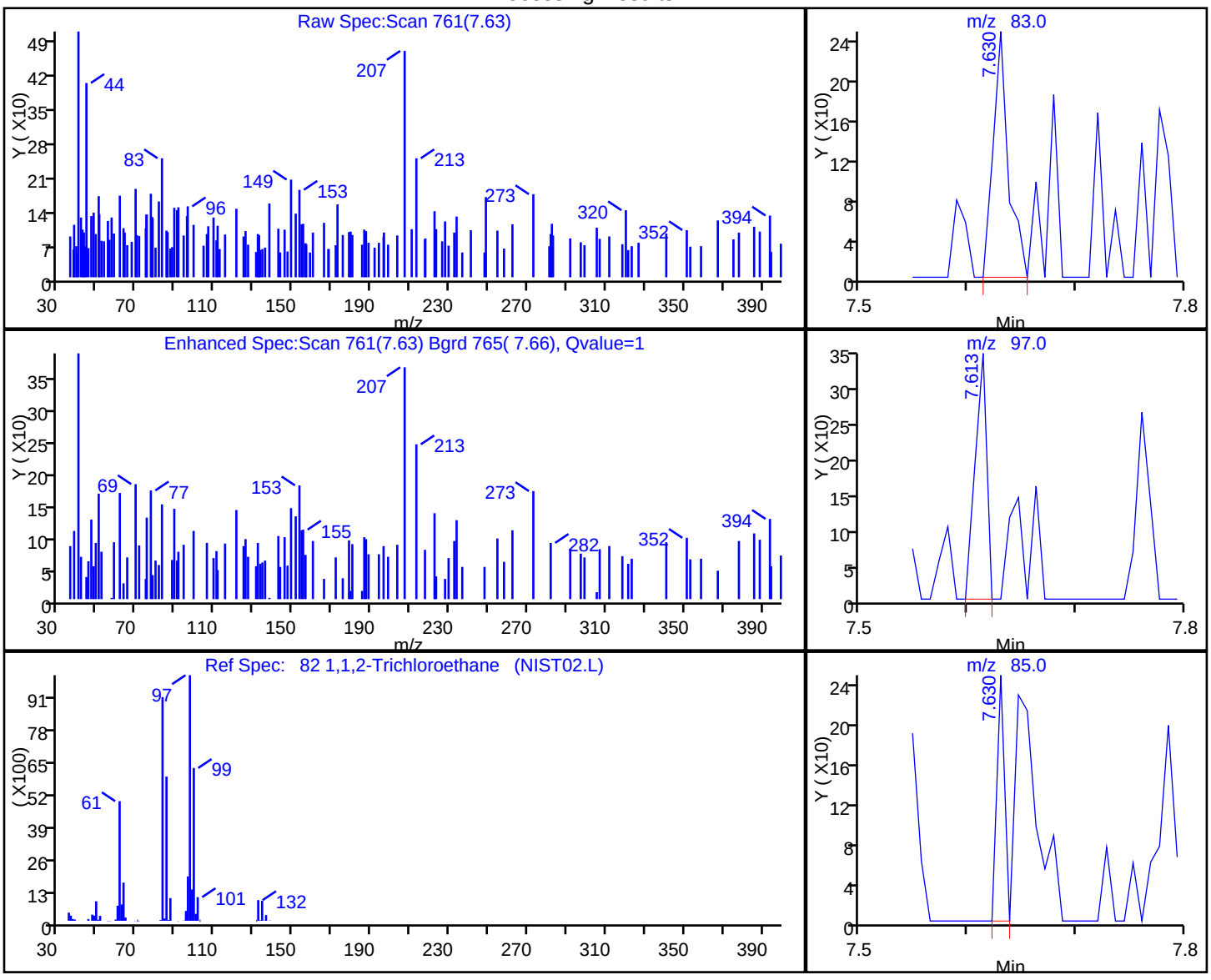

RT	Mass	Response	Amount
7.63	83.00	241	0.107079
7.61	97.00	259	
7.63	85.00	123	

Reviewer: moroneyc, 12-Mar-2018 12:13:08

Audit Action: Marked Compound Undetected Audit Reason: Invalid Compound ID

User Disabled Compound Report

TestAmerica Edison

Data File:	\\ChromNA\Edison\ChromData\CVOAMS6\20180312-68646.b\F60655.D		
Injection Date:	12-Mar-2018 10:01:30	Instrument ID:	CVOAMS6
Lims ID:	460-151079-A-54	Lab Sample ID:	460-151079-54
Client ID:	SW-3		
Operator ID:		ALS Bottle#:	12 Worklist Smp#: 13
Purge Vol:	5.000 mL	Dil. Factor:	1.0000
Method:	8260624W6	Limit Group:	VOA - 8260C DKQP Water and Solid
Column:	Rtx-624 (0.25 mm)	Detector	MS SCAN

124 1,2-Dibromo-3-Chloropropane, CAS: 96-12-8

Processing Results

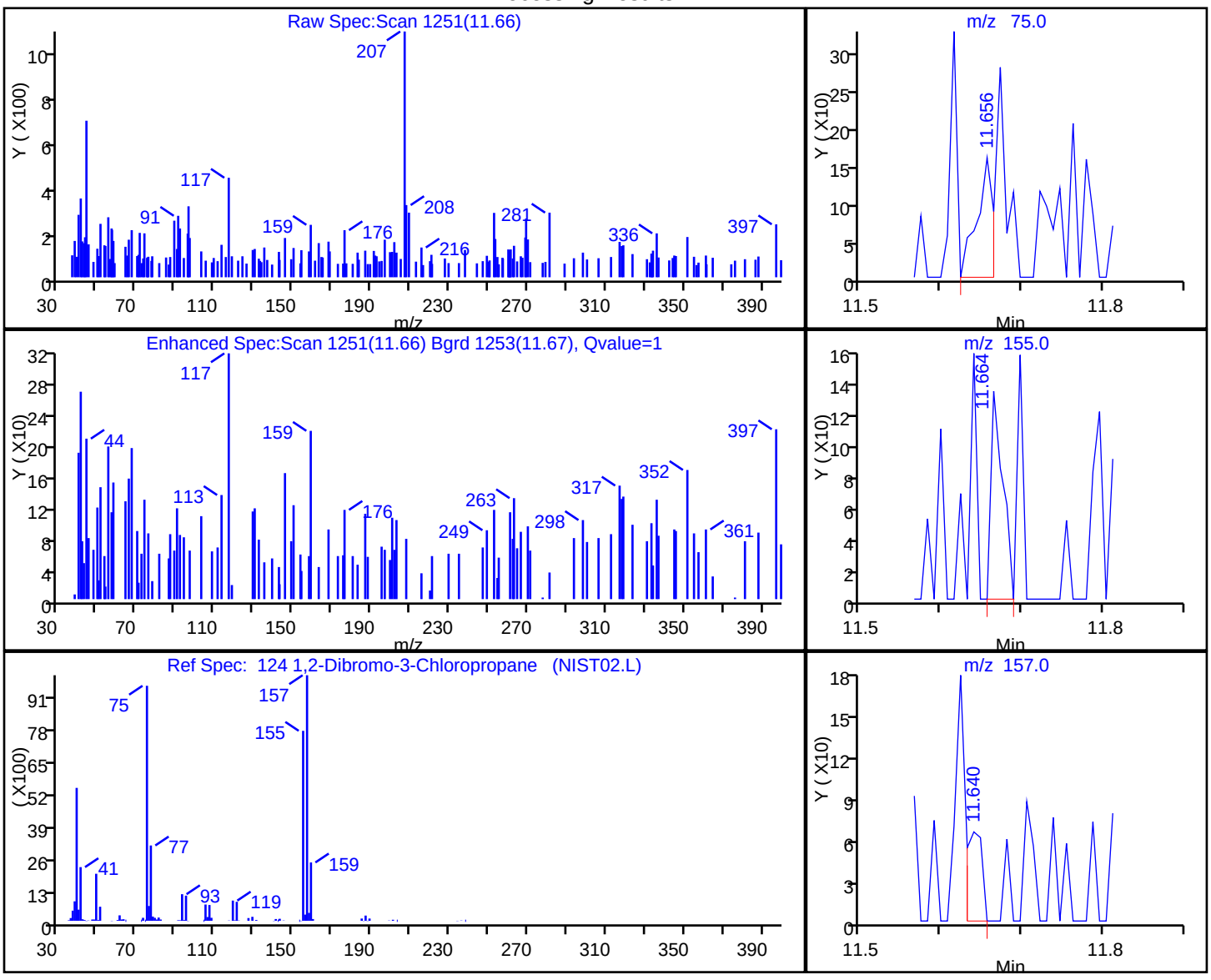

RT	Mass	Response	Amount
11.66	75.00	221	0.252745
11.66	155.00	136	
11.64	157.00	84	

Reviewer: moroneyc, 12-Mar-2018 12:13:08

Audit Action: Marked Compound Undetected Audit Reason: Invalid Compound ID

User Disabled Compound Report

TestAmerica Edison

Data File:	\\ChromNA\Edison\ChromData\CVOAMS6\20180312-68646.b\F60655.D		
Injection Date:	12-Mar-2018 10:01:30	Instrument ID:	CVOAMS6
Lims ID:	460-151079-A-54	Lab Sample ID:	460-151079-54
Client ID:	SW-3		
Operator ID:		ALS Bottle#:	12 Worklist Smp#: 13
Purge Vol:	5.000 mL	Dil. Factor:	1.0000
Method:	8260624W6	Limit Group:	VOA - 8260C DKQP Water and Solid
Column:	Rtx-624 (0.25 mm)	Detector	MS SCAN

59 1,2-Dichloroethane, CAS: 107-06-2

Processing Results

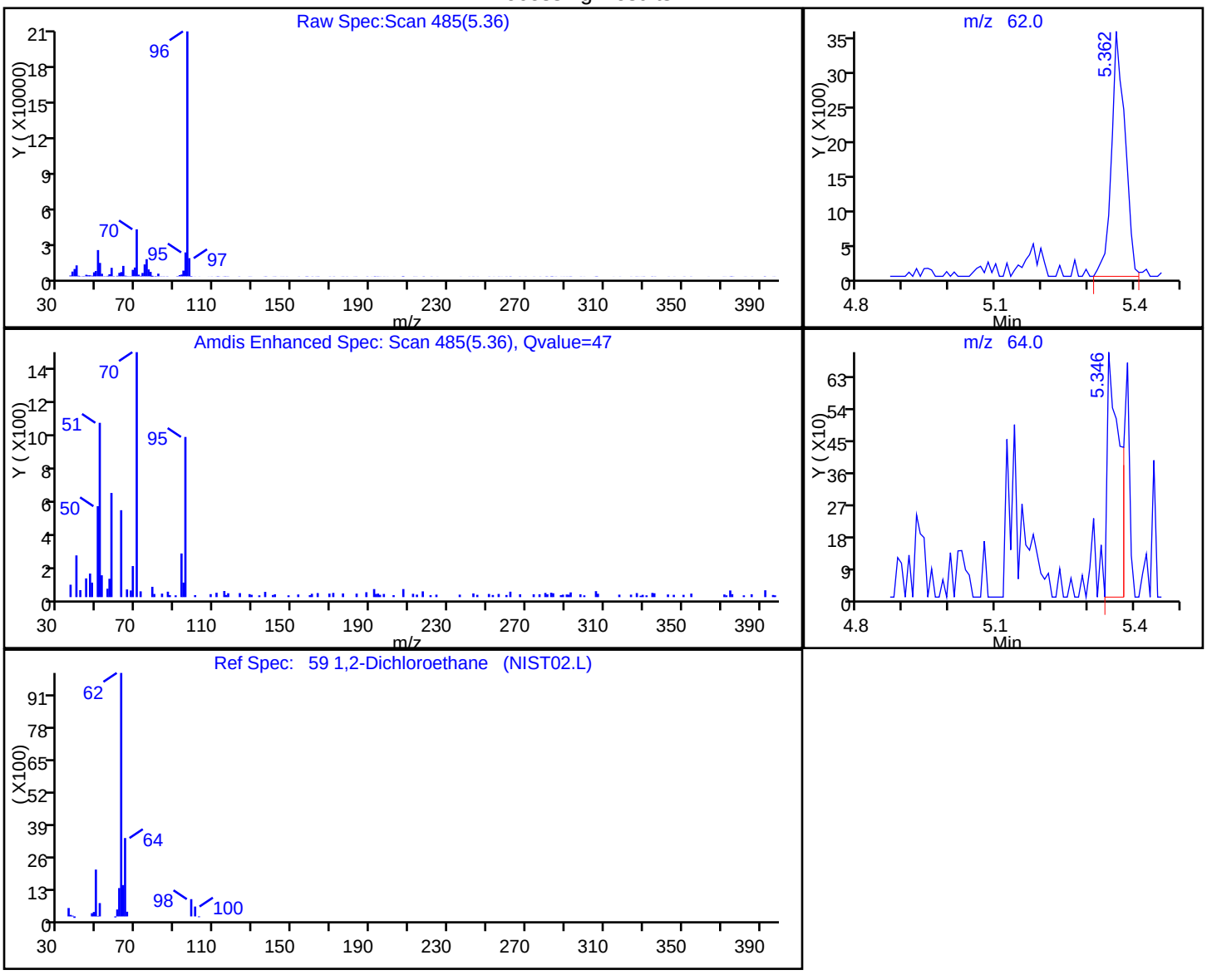

RT	Mass	Response	Amount
5.36	62.00	7258	1.853104
5.35	64.00	1287	

Reviewer: moroneyc, 12-Mar-2018 12:13:08

Audit Action: Marked Compound Undetected Audit Reason: Invalid Compound ID

User Disabled Compound Report

TestAmerica Edison

Data File:	\\ChromNA\Edison\ChromData\CVOAMS6\20180312-68646.b\F60655.D		
Injection Date:	12-Mar-2018 10:01:30	Instrument ID:	CVOAMS6
Lims ID:	460-151079-A-54	Lab Sample ID:	460-151079-54
Client ID:	SW-3		
Operator ID:		ALS Bottle#:	12 Worklist Smp#: 13
Purge Vol:	5.000 mL	Dil. Factor:	1.0000
Method:	8260624W6	Limit Group:	VOA - 8260C DKQP Water and Solid
Column:	Rtx-624 (0.25 mm)	Detector	MS SCAN

69 1,4-Dioxane, CAS: 123-91-1

Processing Results

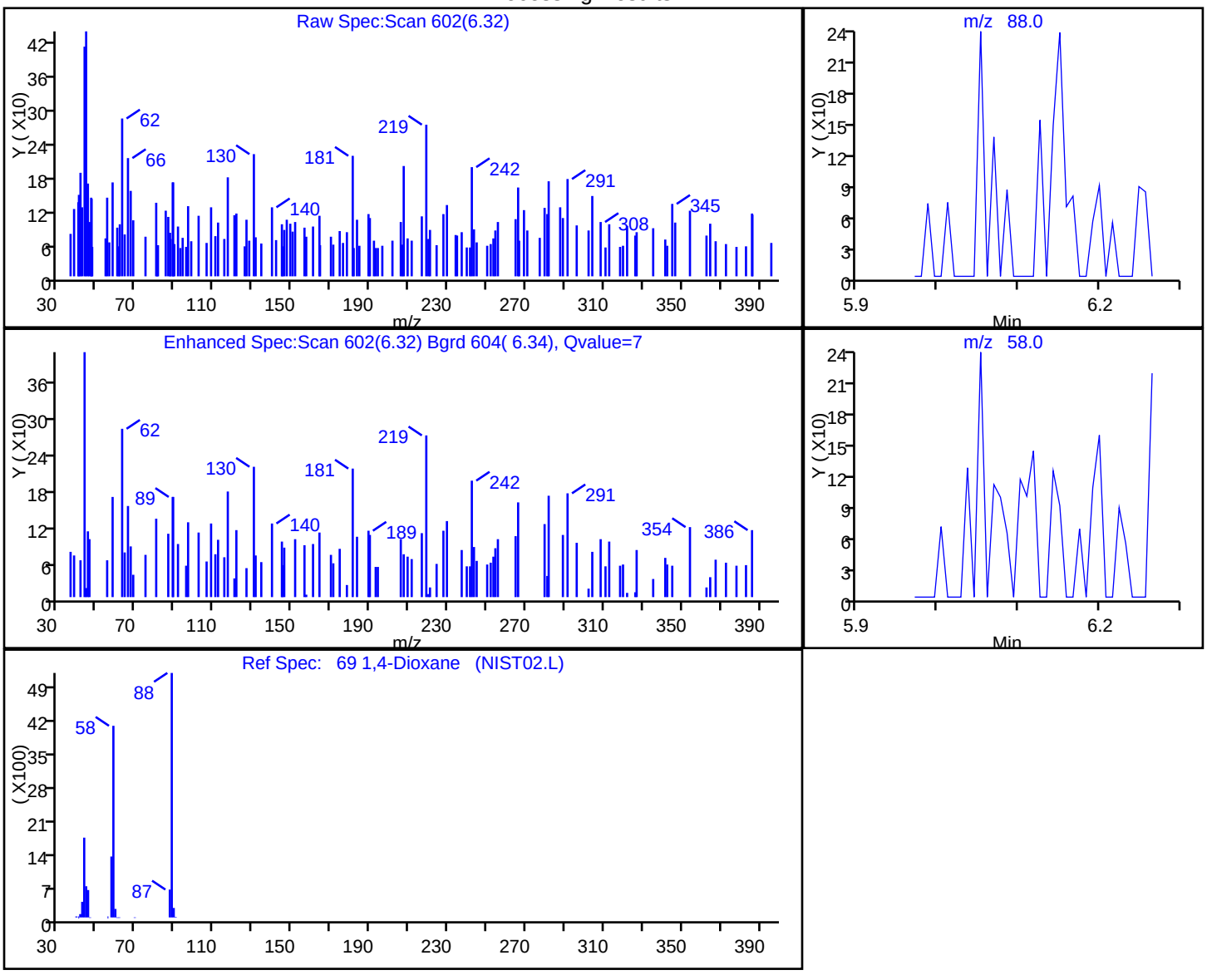

RT	Mass	Response	Amount
6.32	88.00	303	11.927887
6.33	58.00	171	

Reviewer: moroneyc, 12-Mar-2018 12:13:08

Audit Action: Marked Compound Undetected Audit Reason: Invalid Compound ID

User Disabled Compound Report

TestAmerica Edison

Data File:	\\ChromNA\Edison\ChromData\CVOAMS6\20180312-68646.b\F60655.D		
Injection Date:	12-Mar-2018 10:01:30	Instrument ID:	CVOAMS6
Lims ID:	460-151079-A-54	Lab Sample ID:	460-151079-54
Client ID:	SW-3		
Operator ID:		ALS Bottle#:	12 Worklist Smp#: 13
Purge Vol:	5.000 mL	Dil. Factor:	1.0000
Method:	8260624W6	Limit Group:	VOA - 8260C DKQP Water and Solid
Column:	Rtx-624 (0.25 mm)	Detector	MS SCAN

41 2-Butanone (MEK), CAS: 78-93-3

Processing Results

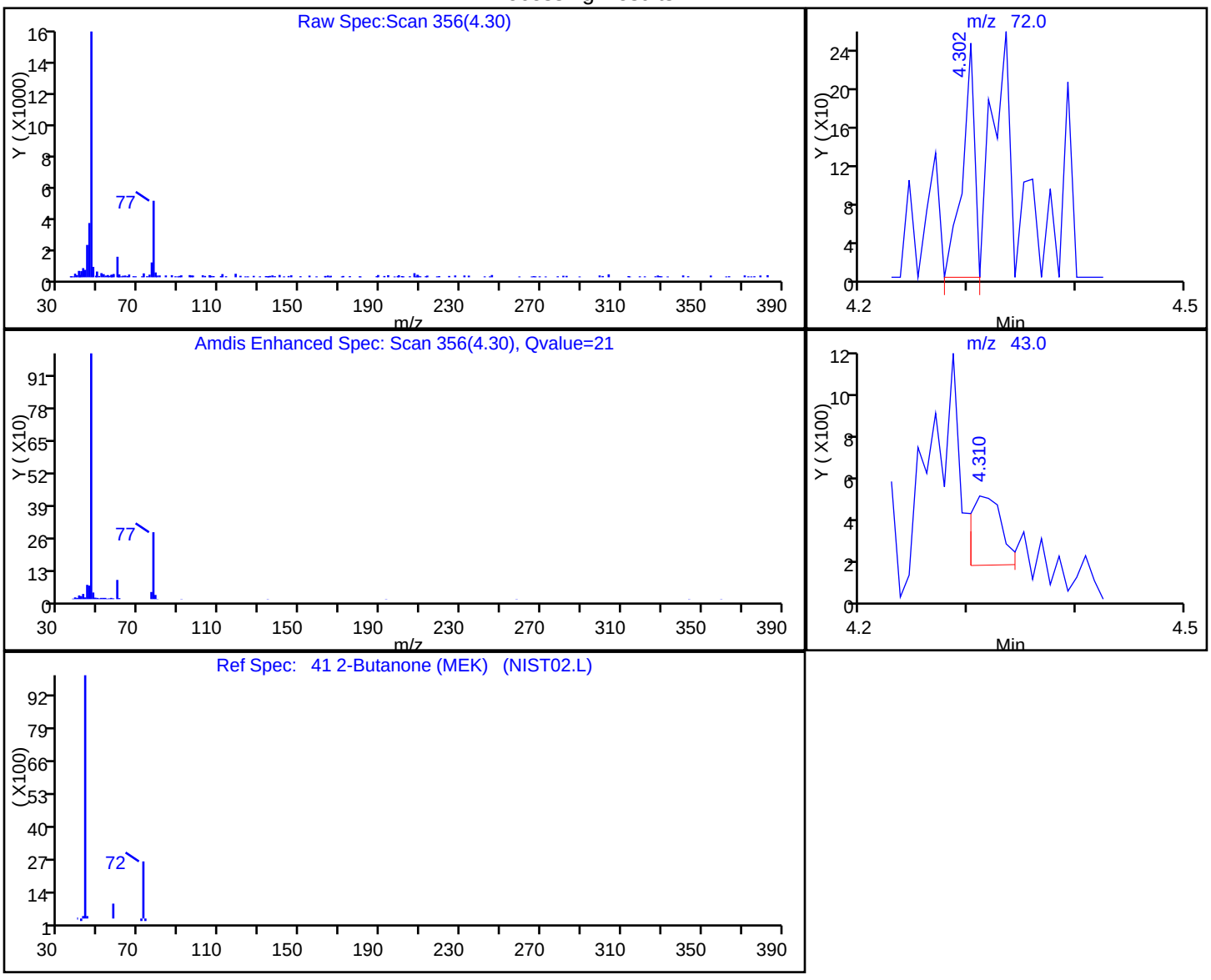

RT	Mass	Response	Amount
4.30	72.00	187	2.531784
4.31	43.00	623	

Reviewer: moroneyc, 12-Mar-2018 12:13:08

Audit Action: Marked Compound Undetected Audit Reason: Invalid Compound ID

Manual Integration/User Assign Peak Report

TestAmerica Edison

Data File:	\\ChromNA\Edison\ChromData\CVOAMS6\20180312-68646.b\F60655.D		
Injection Date:	12-Mar-2018 10:01:30	Instrument ID:	CVOAMS6
Lims ID:	460-151079-A-54	Lab Sample ID:	460-151079-54
Client ID:	SW-3		
Operator ID:		ALS Bottle#:	12 Worklist Smp#: 13
Purge Vol:	5.000 mL	Dil. Factor:	1.0000
Method:	8260624W6	Limit Group:	VOA - 8260C DKQP Water and Solid
Column:	Rtx-624 (0.25 mm)	Detector	MS SCAN

18 Acetone, CAS: 67-64-1

Signal: 1

Processing Integration Results

RT: 2.89
Area: 803
Amount: 1.130740
Amount Units: ug/l

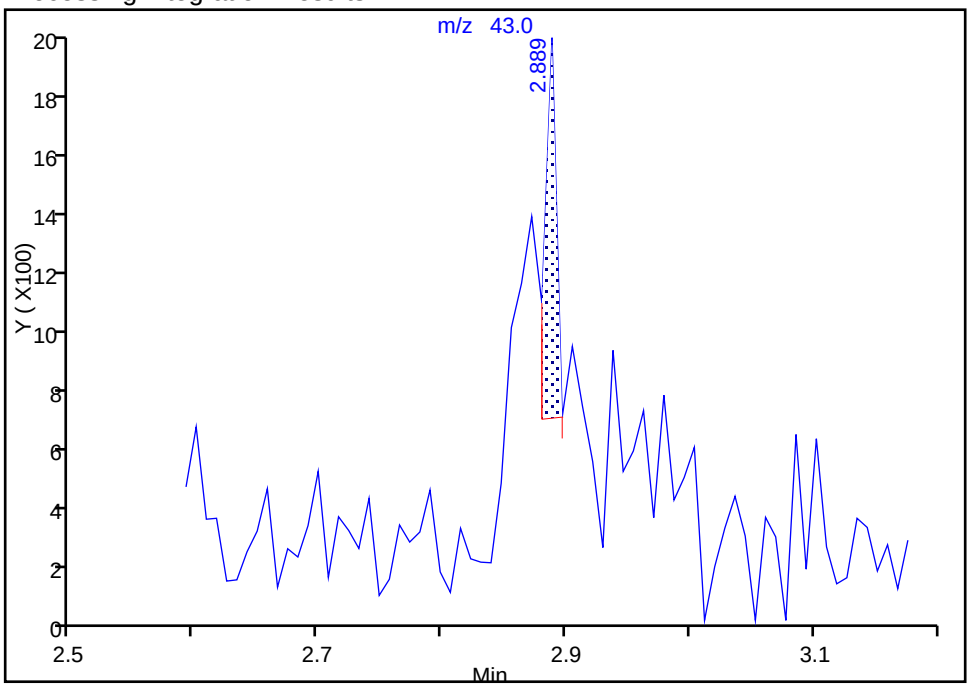

Manual Integration Results

RT: 2.89
Area: 3806
Amount: 5.359398
Amount Units: ug/l

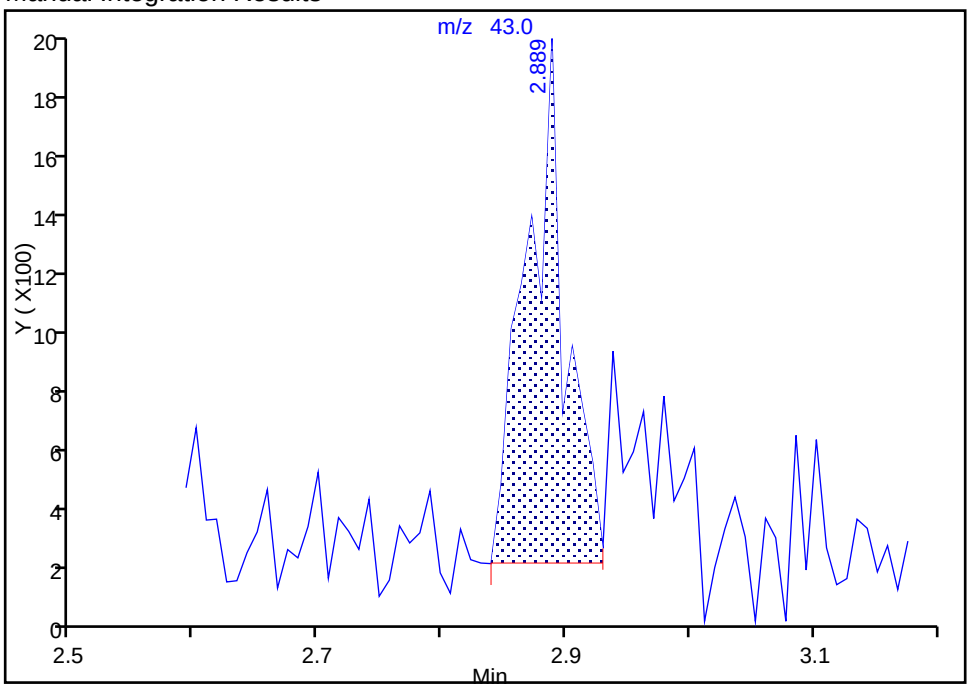

Reviewer: baronm, 12-Mar-2018 20:06:10

Audit Action: Manually Integrated Audit Reason: Incomplete Integration

User Disabled Compound Report

TestAmerica Edison

Data File:	\\ChromNA\Edison\ChromData\CVOAMS6\20180312-68646.b\F60655.D		
Injection Date:	12-Mar-2018 10:01:30	Instrument ID:	CVOAMS6
Lims ID:	460-151079-A-54	Lab Sample ID:	460-151079-54
Client ID:	SW-3		
Operator ID:		ALS Bottle#:	12 Worklist Smp#: 13
Purge Vol:	5.000 mL	Dil. Factor:	1.0000
Method:	8260624W6	Limit Group:	VOA - 8260C DKQP Water and Solid
Column:	Rtx-624 (0.25 mm)	Detector	MS SCAN

55 Benzene, CAS: 71-43-2

Processing Results

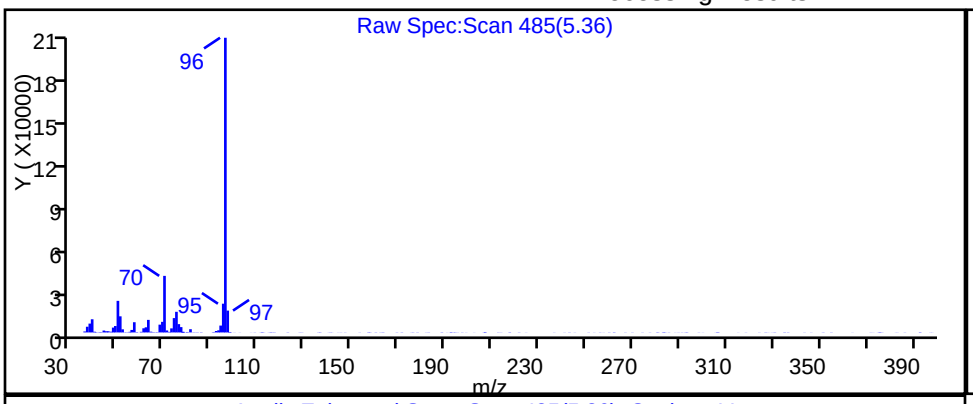

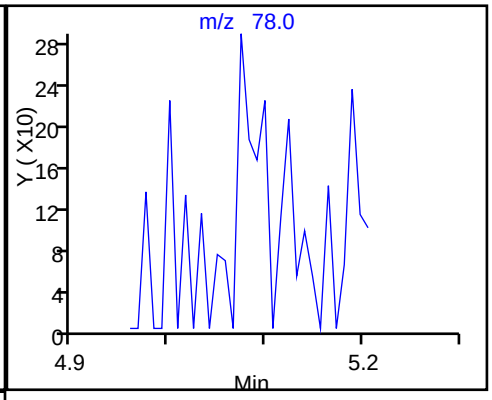

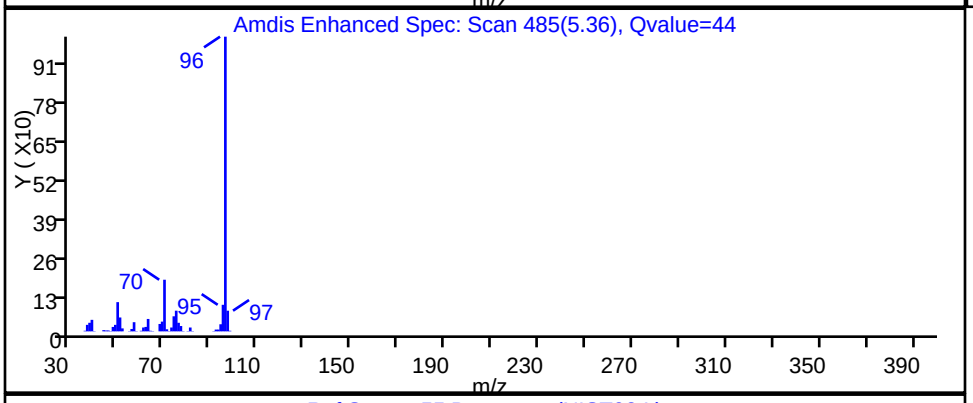

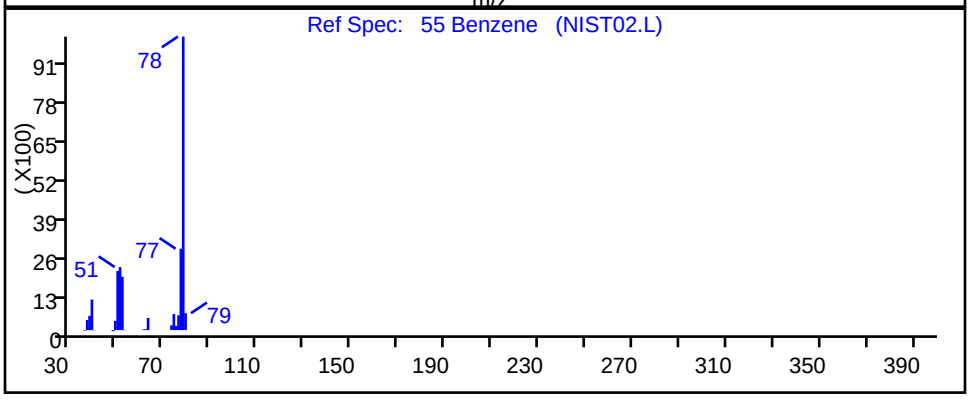

RT	Mass	Response	Amount
5.36	78.00	1180	0.103045

Reviewer: moroneyc, 12-Mar-2018 12:13:08

Audit Action: Marked Compound Undetected Audit Reason: Invalid Compound ID

User Disabled Compound Report

TestAmerica Edison

Data File:	\\ChromNA\Edison\ChromData\CVOAMS6\20180312-68646.b\F60655.D		
Injection Date:	12-Mar-2018 10:01:30	Instrument ID:	CVOAMS6
Lims ID:	460-151079-A-54	Lab Sample ID:	460-151079-54
Client ID:	SW-3		
Operator ID:		ALS Bottle#:	12 Worklist Smp#: 13
Purge Vol:	5.000 mL	Dil. Factor:	1.0000
Method:	8260624W6	Limit Group:	VOA - 8260C DKQP Water and Solid
Column:	Rtx-624 (0.25 mm)	Detector	MS SCAN

24 Methyl acetate, CAS: 79-20-9

Processing Results

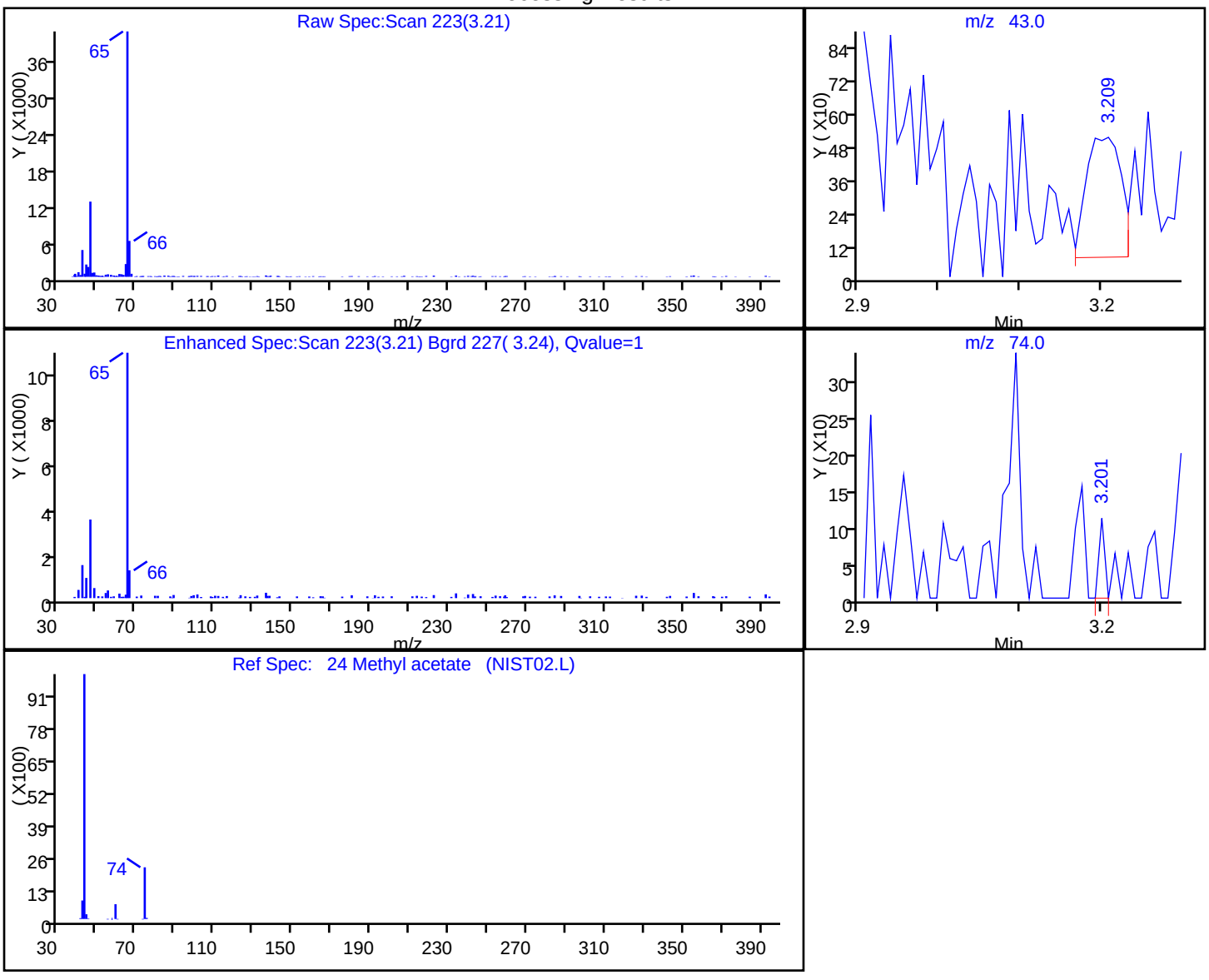

RT	Mass	Response	Amount
3.21	43.00	1351	0.701053
3.20	74.00	54	

Reviewer: moroneyc, 12-Mar-2018 12:13:08

Audit Action: Marked Compound Undetected Audit Reason: Invalid Compound ID

User Disabled Compound Report

TestAmerica Edison

Data File:	\\ChromNA\Edison\ChromData\CVOAMS6\20180312-68646.b\F60655.D		
Injection Date:	12-Mar-2018 10:01:30	Instrument ID:	CVOAMS6
Lims ID:	460-151079-A-54	Lab Sample ID:	460-151079-54
Client ID:	SW-3		
Operator ID:		ALS Bottle#:	12 Worklist Smp#: 13
Purge Vol:	5.000 mL	Dil. Factor:	1.0000
Method:	8260624W6	Limit Group:	VOA - 8260C DKQP Water and Solid
Column:	Rtx-624 (0.25 mm)	Detector	MS SCAN

4 Vinyl chloride, CAS: 75-01-4

Processing Results

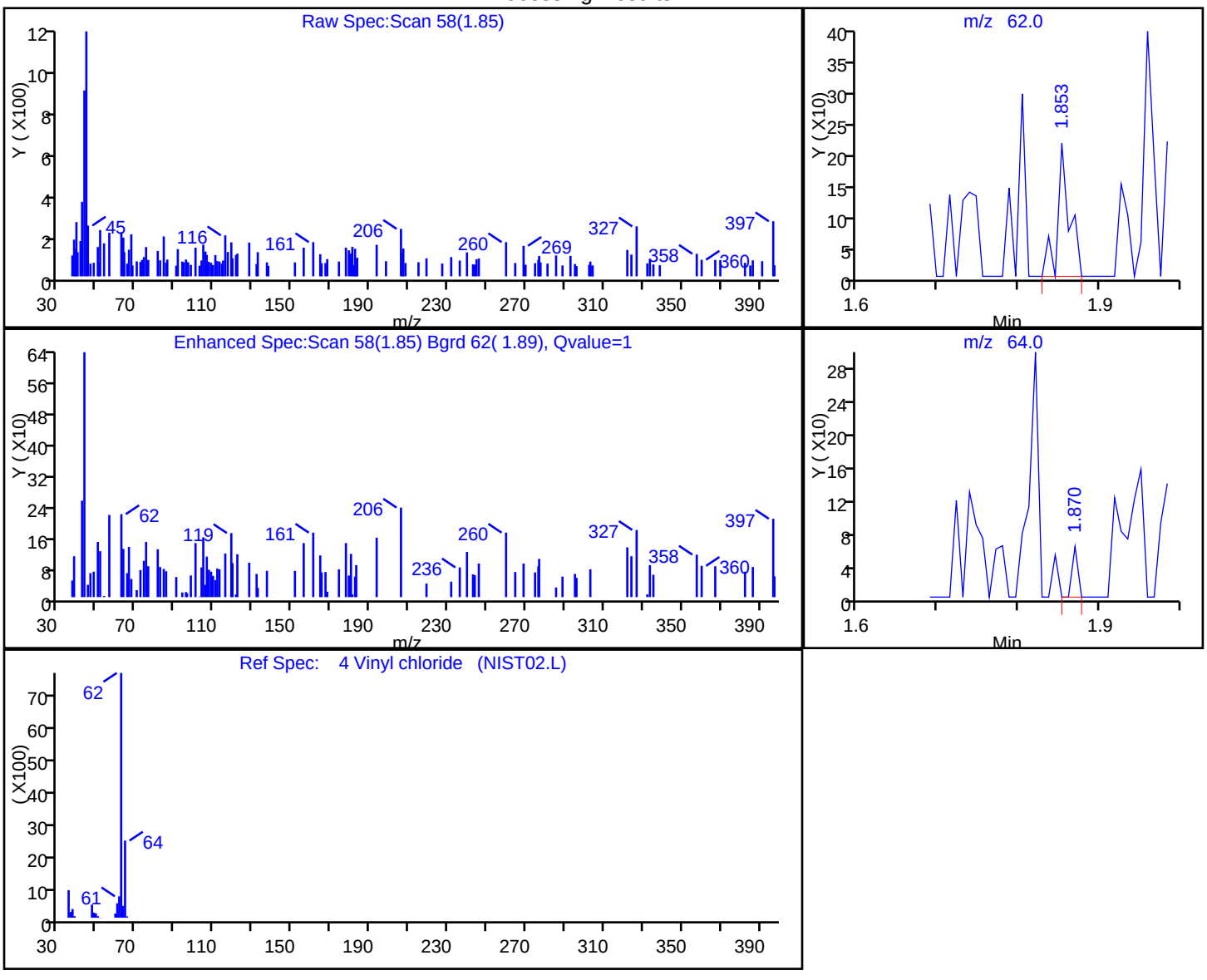

RT	Mass	Response	Amount
1.85	62.00	223	0.063446
1.87	64.00	30	

Reviewer: moroneyc, 12-Mar-2018 12:13:08

Audit Action: Marked Compound Undetected Audit Reason: Invalid Compound ID

FORM I
GC/MS VOA ORGANICS ANALYSIS DATA SHEET

Lab Name: TestAmerica Edison | Job No.: 460-151079-1

SDG No.:

Client Sample ID: SW-4 | Lab Sample ID: 460-151079-55

Matrix: Water | Lab File ID: F60656.D

Analysis Method: 8260C | Date Collected: 02/27/2018 13:20

Sample wt/vol: 5(mL) | Date Analyzed: 03/12/2018 10:25

Soil Aliquot Vol: | Dilution Factor: 1

Soil Extract Vol.: | GC Column: Rtx-624 ID: 0.25(mm)

% Moisture: | Level: (low/med) Low

Analysis Batch No.: 502852 | Units: ug/L

CAS NO.	COMPOUND NAME	RESULT	Q	RL	MDL
71-55-6	1,1,1-Trichloroethane	0.28	U	1.0	0.28
79-34-5	1,1,2,2-Tetrachloroethane	0.19	U	1.0	0.19
79-00-5	1,1,2-Trichloroethane	0.080	U	1.0	0.080
75-34-3	1,1-Dichloroethane	0.24	U	1.0	0.24
75-35-4	1,1-Dichloroethene	0.34	U	1.0	0.34
87-61-6	1,2,3-Trichlorobenzene	0.35	U	1.0	0.35
120-82-1	1,2,4-Trichlorobenzene	0.27	U	1.0	0.27
96-12-8	1,2-Dibromo-3-Chloropropane	0.23	U	1.0	0.23
106-93-4	1,2-Dibromoethane	0.19	U	1.0	0.19
95-50-1	1,2-Dichlorobenzene	0.22	U	1.0	0.22
107-06-2	1,2-Dichloroethane	0.25	U	1.0	0.25
78-87-5	1,2-Dichloropropane	0.18	U	1.0	0.18
541-73-1	1,3-Dichlorobenzene	0.33	U	1.0	0.33
106-46-7	1,4-Dichlorobenzene	0.33	U	1.0	0.33
123-91-1	1,4-Dioxane	8.7	U	50	8.7
78-93-3	2-Butanone	2.2	U	5.0	2.2
591-78-6	2-Hexanone	0.72	U	5.0	0.72
108-10-1	4-Methyl-2-pentanone	0.63	U	5.0	0.63
67-64-1	Acetone	13		5.0	1.1
71-43-2	Benzene	0.11	J	1.0	0.090
74-97-5	Bromochloromethane	0.30	U	1.0	0.30
75-27-4	Bromodichloromethane	0.15	U	1.0	0.15
75-25-2	Bromoform	0.18	U	1.0	0.18
74-83-9	Bromomethane	0.18	U	1.0	0.18
75-15-0	Carbon disulfide	0.22	U	1.0	0.22
56-23-5	Carbon tetrachloride	0.33	U	1.0	0.33
108-90-7	Chlorobenzene	0.24	U	1.0	0.24
75-00-3	Chloroethane	0.37	U	1.0	0.37
67-66-3	Chloroform	0.22	U	1.0	0.22
74-87-3	Chloromethane	0.22	U	1.0	0.22
156-59-2	cis-1,2-Dichloroethene	0.50	J	1.0	0.26
10061-01-5	cis-1,3-Dichloropropene	0.16	U	1.0	0.16
110-82-7	Cyclohexane	0.26	U	1.0	0.26
124-48-1	Dibromochloromethane	0.22	U	1.0	0.22
75-71-8	Dichlorodifluoromethane	0.14	U	1.0	0.14
100-41-4	Ethylbenzene	0.30	U	1.0	0.30

FORM I
GC/MS VOA ORGANICS ANALYSIS DATA SHEET

Lab Name: TestAmerica Edison | Job No.: 460-151079-1

SDG No.:

Client Sample ID: SW-4 | Lab Sample ID: 460-151079-55

Matrix: Water | Lab File ID: F60656.D

Analysis Method: 8260C | Date Collected: 02/27/2018 13:20

Sample wt/vol: 5(mL) | Date Analyzed: 03/12/2018 10:25

Soil Aliquot Vol: | Dilution Factor: 1

Soil Extract Vol.: | GC Column: Rtx-624 ID: 0.25(mm)

% Moisture: | Level: (low/med) Low

Analysis Batch No.: 502852 | Units: ug/L

CAS NO.	COMPOUND NAME	RESULT	Q	RL	MDL
76-13-1	Freon TF	0.34	U	1.0	0.34
98-82-8	Isopropylbenzene	0.32	U	1.0	0.32
179601-23-1	m&p-Xylene	0.28	U	1.0	0.28
79-20-9	Methyl acetate	0.58	U	5.0	0.58
108-87-2	Methylcyclohexane	0.22	U	1.0	0.22
75-09-2	Methylene Chloride	0.53	J	1.0	0.21
1634-04-4	MTBE	0.13	U	1.0	0.13
95-47-6	o-Xylene	0.32	U	1.0	0.32
100-42-5	Styrene	0.17	U	1.0	0.17
127-18-4	Tetrachloroethene	0.12	U	1.0	0.12
108-88-3	Toluene	0.46	J	1.0	0.25
156-60-5	trans-1,2-Dichloroethene	0.18	U	1.0	0.18
10061-02-6	trans-1,3-Dichloropropene	0.19	U	1.0	0.19
79-01-6	Trichloroethene	0.22	U	1.0	0.22
75-69-4	Trichlorofluoromethane	0.15	U	1.0	0.15
75-01-4	Vinyl chloride	0.060	U	1.0	0.060

CAS NO.	SURROGATE	%REC	Q	LIMITS
17060-07-0	1,2-Dichloroethane-d4 (Surr)	100		70-130
460-00-4	Bromofluorobenzene	106		70-130
1868-53-7	Dibromofluoromethane (Surr)	109		70-130
2037-26-5	Toluene-d8 (Surr)	93		70-130

FORM I
GC/MS VOA ORGANICS ANALYSIS DATA SHEET
TENTATIVELY IDENTIFIED COMPOUNDS

Lab Name: TestAmerica Edison Job No.: 460-151079-1

SDG No.:

Client Sample ID: SW-4 Lab Sample ID: 460-151079-55

Matrix: Water Lab File ID: F60656.D

Analysis Method: 8260C Date Collected: 02/27/2018 13:20

Sample wt/vol: 5(mL) Date Analyzed: 03/12/2018 10:25

Soil Aliquot Vol: Dilution Factor: 1

Soil Extract Vol.: GC Column: Rtx-624 ID: 0.25(mm)

% Moisture: Level: (low/med) Low

Analysis Batch No.: 502852 Units: ug/L

Number TICs Found: 0 TIC Result Total: 0

CAS NO.	COMPOUND NAME	RT	RESULT	Q	MATCH QUALITY
	Tentatively Identified Compound		None		

TestAmerica Edison
Target Compound Quantitation Report

Data File: \\ChromNA\Edison\ChromData\CVOAMS6\20180312-68646.b\F60656.D
Lims ID: 460-151079-A-55
Client ID: SW-4
Sample Type: Client
Inject. Date: 12-Mar-2018 10:25:30 ALS Bottle#: 13 Worklist Smp#: 14
Purge Vol: 5.000 mL Dil. Factor: 1.0000
Sample Info: 460-151079-A-55
Misc. Info.: 460-0068646-014
Operator ID: Instrument ID: CVOAMS6

Method: \\ChromNA\Edison\ChromData\CVOAMS6\20180312-68646.b\8260624W6.m
Limit Group: VOA - 8260C DKQP Water and Solid
Last Update: 12-Mar-2018 12:14:31 Calib Date: 09-Mar-2018 04:49:30
Integrator: RTE ID Type: Deconvolution ID
Quant Method: Internal Standard Quant By: Initial Calibration
Last ICal File: \\ChromNA\Edison\ChromData\CVOAMS6\20180309-68530.b\F60575.D

Column 1 : Rtx-624 (0.25 mm) Det: MS SCAN
Process Host: XAWRK007

First Level Reviewer: moroneyc Date: 12-Mar-2018 12:14:31

Compound	Sig	RT (min.)	Exp RT (min.)	Dlt RT (min.)	Q	Response	OnCol Amt ug/l	Flags
18 Acetone	43	2.881	2.872	0.009	85	9713	13.0	
20 Isopropyl alcohol	45	2.963	2.955	0.008	83	7886	54.5	
* 26 TBA-d9 (IS)	65	3.209	3.217	-0.008	0	206372	1000.0	
27 Methylene Chloride	84	3.234	3.226	0.008	30	1825	0.5303	
* 38 2-Butanone-d5	46	4.269	4.269	0.000	0	193171	250.0	
40 cis-1,2-Dichloroethene	96	4.310	4.310	0.000	13	1714	0.4990	
$ 51 Dibromofluoromethane (Surr	113	4.746	4.746	0.000	98	144652	54.3	
55 Benzene	78	5.083	5.083	0.000	41	1367	0.1143	
$ 56 1,2-Dichloroethane-d4 (Sur	65	5.099	5.091	0.008	0	141377	49.8	
* 61 Fluorobenzene	96	5.370	5.362	0.008	99	460202	50.0	
* 67 1,4-Dioxane-d8	96	6.069	6.052	0.017	0	22039	1000.0	
$ 78 Toluene-d8 (Surr)	98	7.030	7.022	0.008	99	468655	46.7	
79 Toluene	91	7.112	7.104	0.008	78	6043	0.4625	
* 89 Chlorobenzene-d5	117	8.821	8.813	0.008	84	413722	50.0	
$ 100 4-Bromofluorobenzene	174	10.070	10.070	0.000	96	211552	53.1	
* 116 1,4-Dichlorobenzene-d4	152	10.941	10.941	0.000	93	284514	50.0	
S 130 1,2-Dichloroethene, Total	100				0		0.4990	

Reagents:

VOA6IS/SURR_00009 Amount Added: 5.00 Units: uL Run Reagent

Report Date: 12-Mar-2018 12:14:52 Chrom Revision: 2.2 08-Feb-2018 13:38:42

TestAmerica Edison

Data File: \\ChromNA\Edison\ChromData\CVOAMS6\20180312-68646.b\F60656.D

Injection Date:	12-Mar-2018 10:25:30	Instrument ID:	CVOAMS6	Operator ID:	
Lims ID:	460-151079-A-55	Lab Sample ID:	460-151079-55	Worklist Smp#:	14
Client ID:	SW-4				
Purge Vol:	5.000 mL	Dil. Factor:	1.0000	ALS Bottle#:	13
Method:	8260624W6	Limit Group:	VOA - 8260C DKQP Water and Solid		

Column: Rtx-624 (0.25 mm)

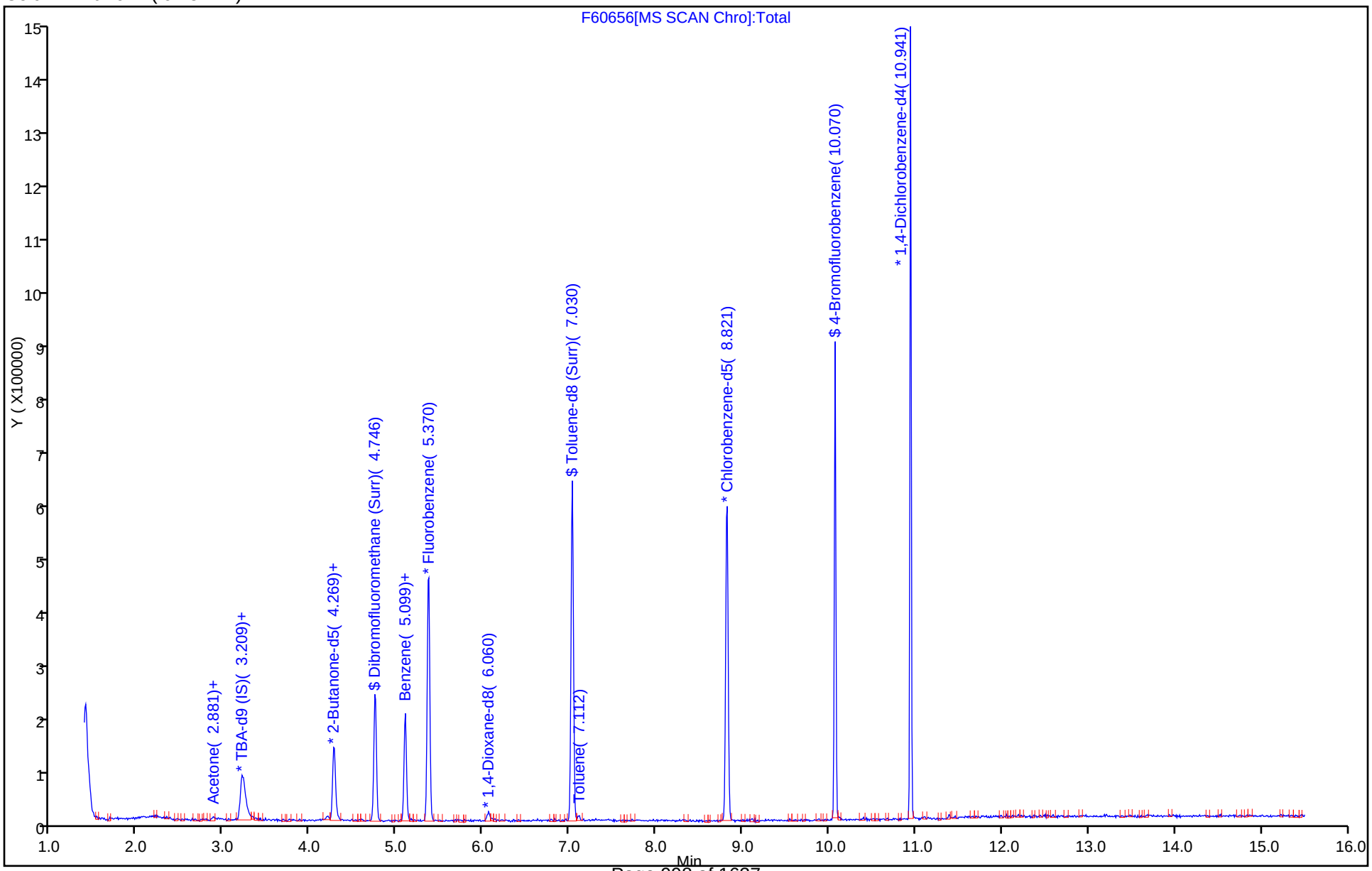

Report Date: 12-Mar-2018 12:14:53 Chrom Revision: 2.2 08-Feb-2018 13:38:42

TestAmerica Edison

Data File: \\ChromNA\Edison\ChromData\CVOAMS6\20180312-68646.b\F60656.D

Injection Date:	12-Mar-2018 10:25:30	Instrument ID:	CVOAMS6
Lims ID:	460-151079-A-55	Lab Sample ID:	460-151079-55
Client ID:	SW-4		
Operator ID:		ALS Bottle#:	13 Worklist Smp#: 14
Purge Vol:	5.000 mL	Dil. Factor:	1.0000
Method:	8260624W6	Limit Group:	VOA - 8260C DKQP Water and Solid
Column:	Rtx-624 (0.25 mm)	Detector	MS SCAN

18 Acetone, CAS: 67-64-1

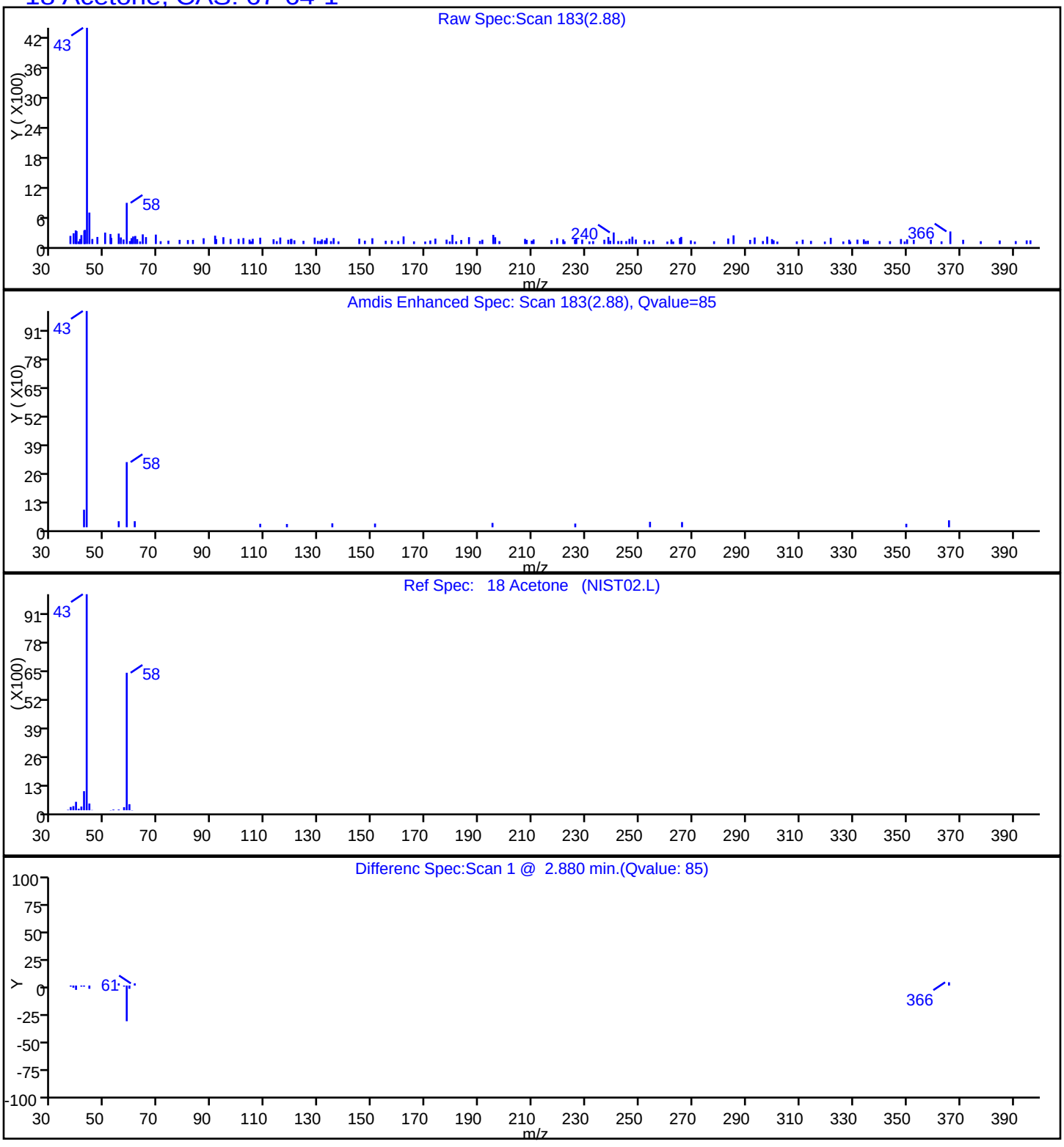

Report Date: 12-Mar-2018 12:14:53 Chrom Revision: 2.2 08-Feb-2018 13:38:42

TestAmerica Edison

Data File: \\ChromNA\Edison\ChromData\CVOAMS6\20180312-68646.b\F60656.D

Injection Date:	12-Mar-2018 10:25:30	Instrument ID:	CVOAMS6
Lims ID:	460-151079-A-55	Lab Sample ID:	460-151079-55
Client ID:	SW-4		
Operator ID:		ALS Bottle#:	13 Worklist Smp#: 14
Purge Vol:	5.000 mL	Dil. Factor:	1.0000
Method:	8260624W6	Limit Group:	VOA - 8260C DKQP Water and Solid
Column:	Rtx-624 (0.25 mm)	Detector	MS SCAN

55 Benzene, CAS: 71-43-2

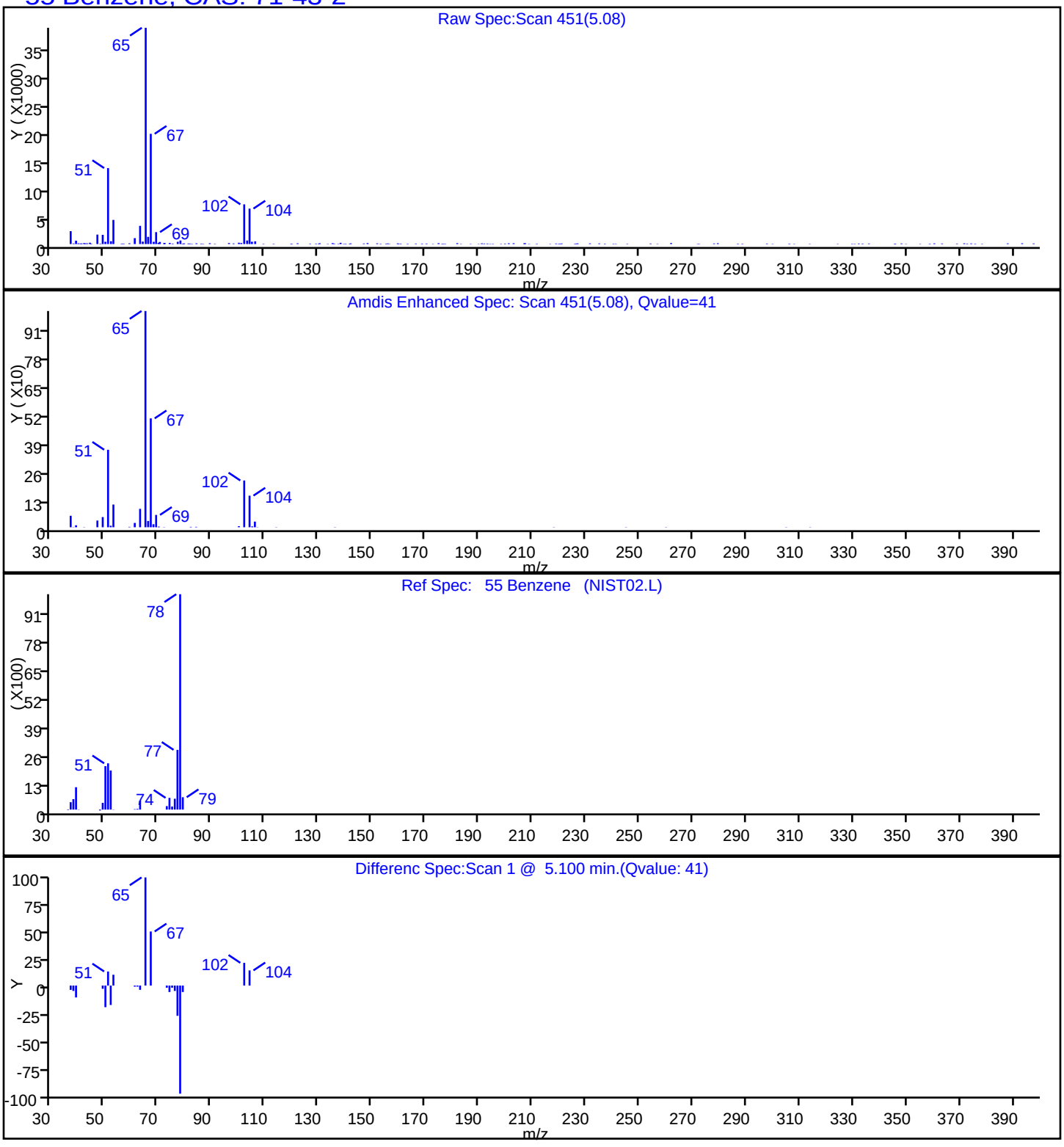

Report Date: 12-Mar-2018 12:14:53 Chrom Revision: 2.2 08-Feb-2018 13:38:42

TestAmerica Edison

Data File: \\ChromNA\Edison\ChromData\CVOAMS6\20180312-68646.b\F60656.D

Injection Date:	12-Mar-2018 10:25:30	Instrument ID:	CVOAMS6
Lims ID:	460-151079-A-55	Lab Sample ID:	460-151079-55
Client ID:	SW-4		
Operator ID:		ALS Bottle#:	13 Worklist Smp#: 14
Purge Vol:	5.000 mL	Dil. Factor:	1.0000
Method:	8260624W6	Limit Group:	VOA - 8260C DKQP Water and Solid
Column:	Rtx-624 (0.25 mm)	Detector	MS SCAN

40 cis-1,2-Dichloroethene, CAS: 156-59-2

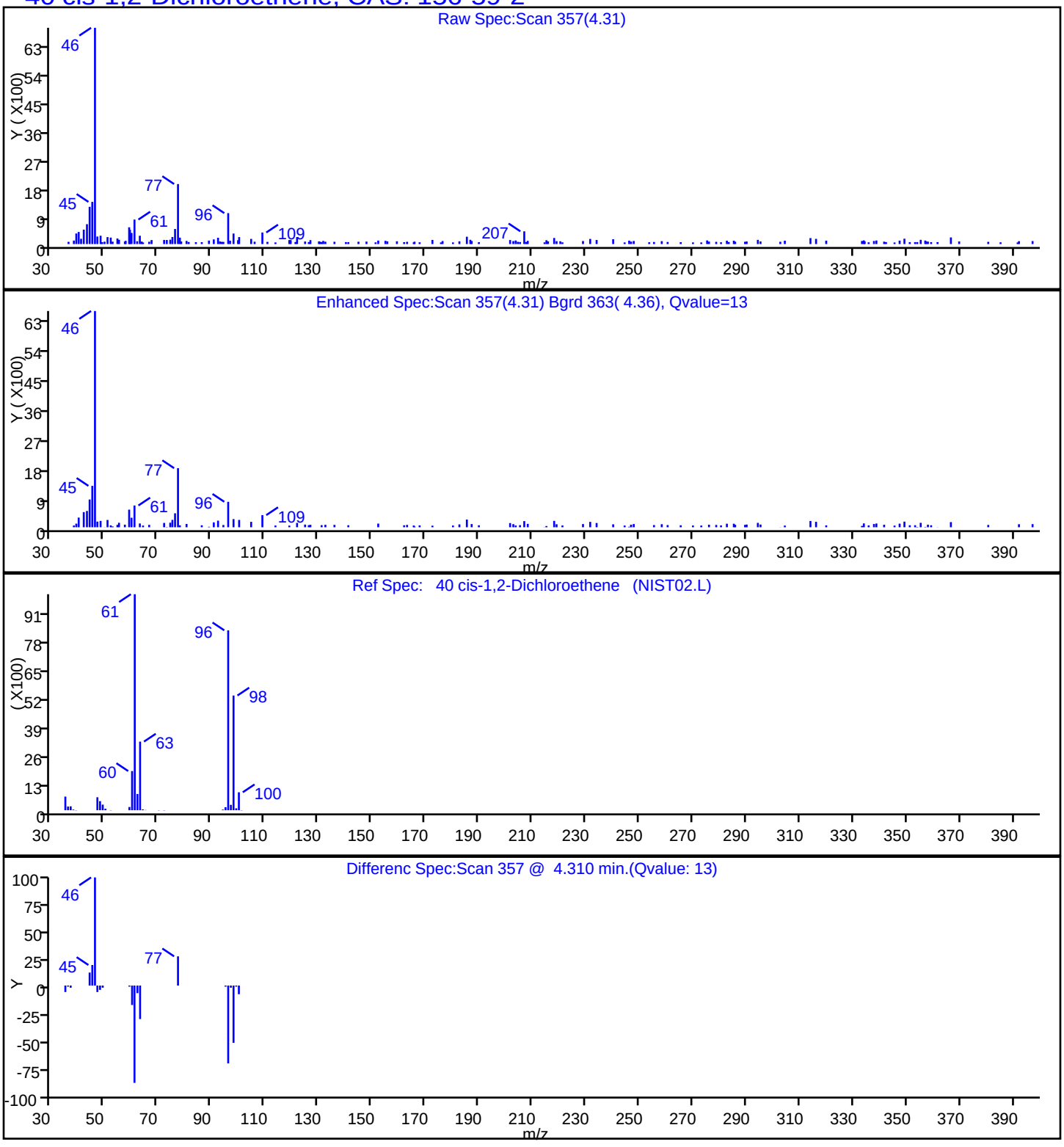

Report Date: 12-Mar-2018 12:14:53 Chrom Revision: 2.2 08-Feb-2018 13:38:42

TestAmerica Edison

Data File: \\ChromNA\Edison\ChromData\CVOAMS6\20180312-68646.b\F60656.D

Injection Date:	12-Mar-2018 10:25:30	Instrument ID:	CVOAMS6
Lims ID:	460-151079-A-55	Lab Sample ID:	460-151079-55
Client ID:	SW-4		
Operator ID:		ALS Bottle#:	13 Worklist Smp#: 14
Purge Vol:	5.000 mL	Dil. Factor:	1.0000
Method:	8260624W6	Limit Group:	VOA - 8260C DKQP Water and Solid
Column:	Rtx-624 (0.25 mm)	Detector	MS SCAN

27 Methylene Chloride, CAS: 75-09-2

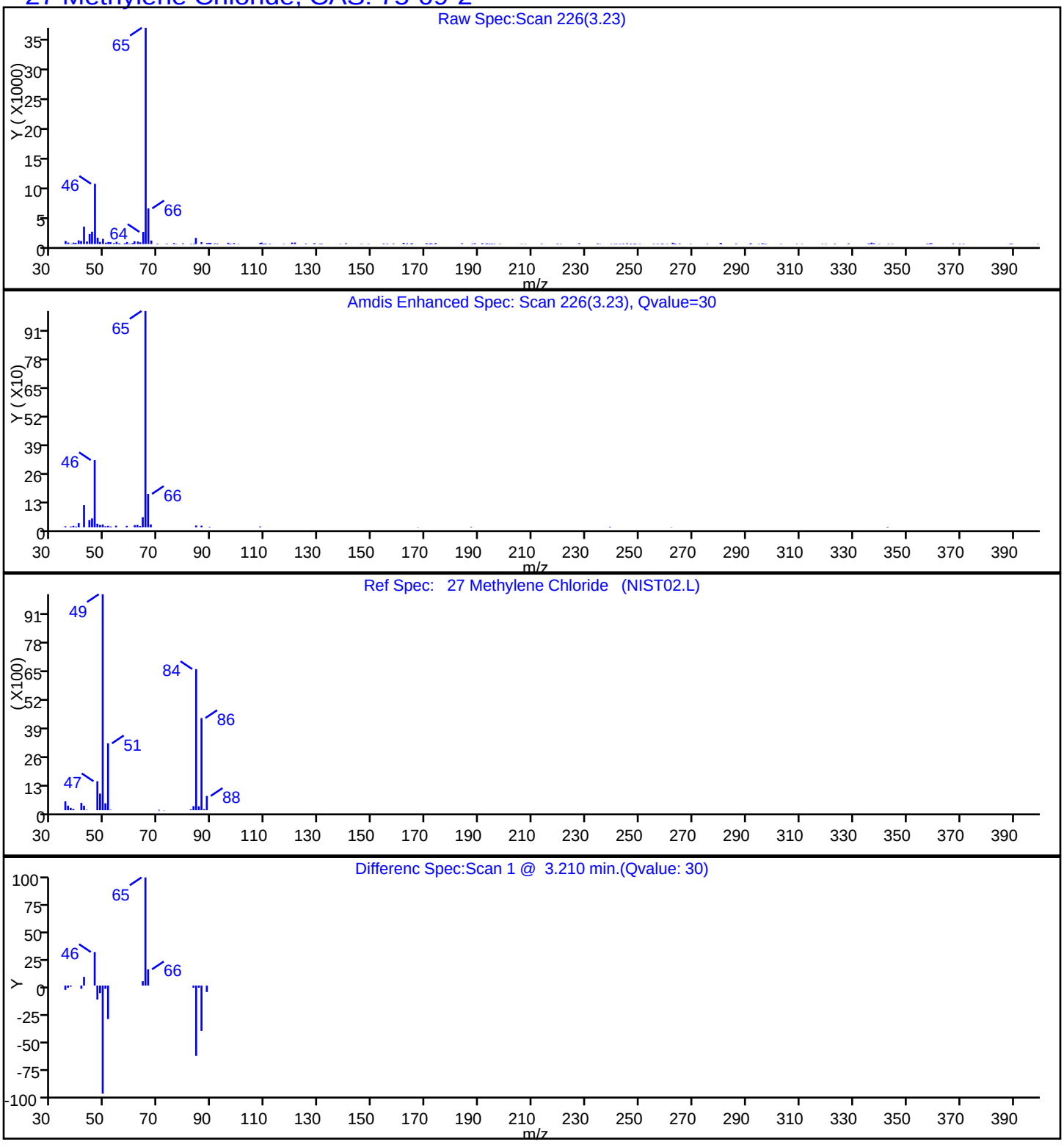

Report Date: 12-Mar-2018 12:14:54 Chrom Revision: 2.2 08-Feb-2018 13:38:42

TestAmerica Edison

Data File: \\ChromNA\Edison\ChromData\CVOAMS6\20180312-68646.b\F60656.D

Injection Date:	12-Mar-2018 10:25:30	Instrument ID:	CVOAMS6
Lims ID:	460-151079-A-55	Lab Sample ID:	460-151079-55
Client ID:	SW-4		
Operator ID:		ALS Bottle#:	13 Worklist Smp#: 14
Purge Vol:	5.000 mL	Dil. Factor:	1.0000
Method:	8260624W6	Limit Group:	VOA - 8260C DKQP Water and Solid
Column:	Rtx-624 (0.25 mm)	Detector	MS SCAN

79 Toluene, CAS: 108-88-3

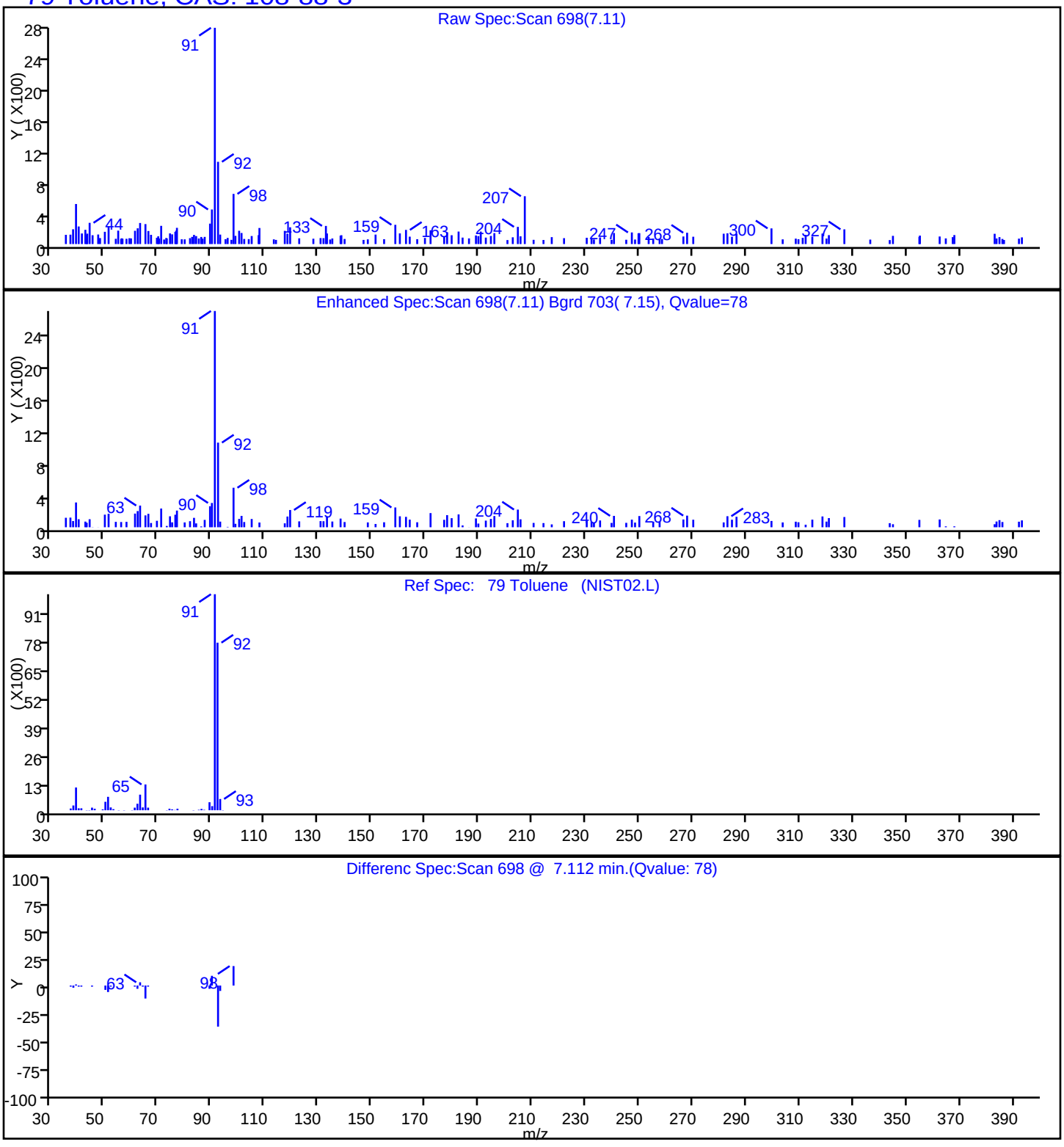

User Disabled Compound Report

TestAmerica Edison

Data File:	\\ChromNA\Edison\ChromData\CVOAMS6\20180312-68646.b\F60656.D		
Injection Date:	12-Mar-2018 10:25:30	Instrument ID:	CVOAMS6
Lims ID:	460-151079-A-55	Lab Sample ID:	460-151079-55
Client ID:	SW-4		
Operator ID:		ALS Bottle#:	13 Worklist Smp#: 14
Purge Vol:	5.000 mL	Dil. Factor:	1.0000
Method:	8260624W6	Limit Group:	VOA - 8260C DKQP Water and Solid
Column:	Rtx-624 (0.25 mm)	Detector	MS SCAN

82 1,1,2-Trichloroethane, CAS: 79-00-5

Processing Results

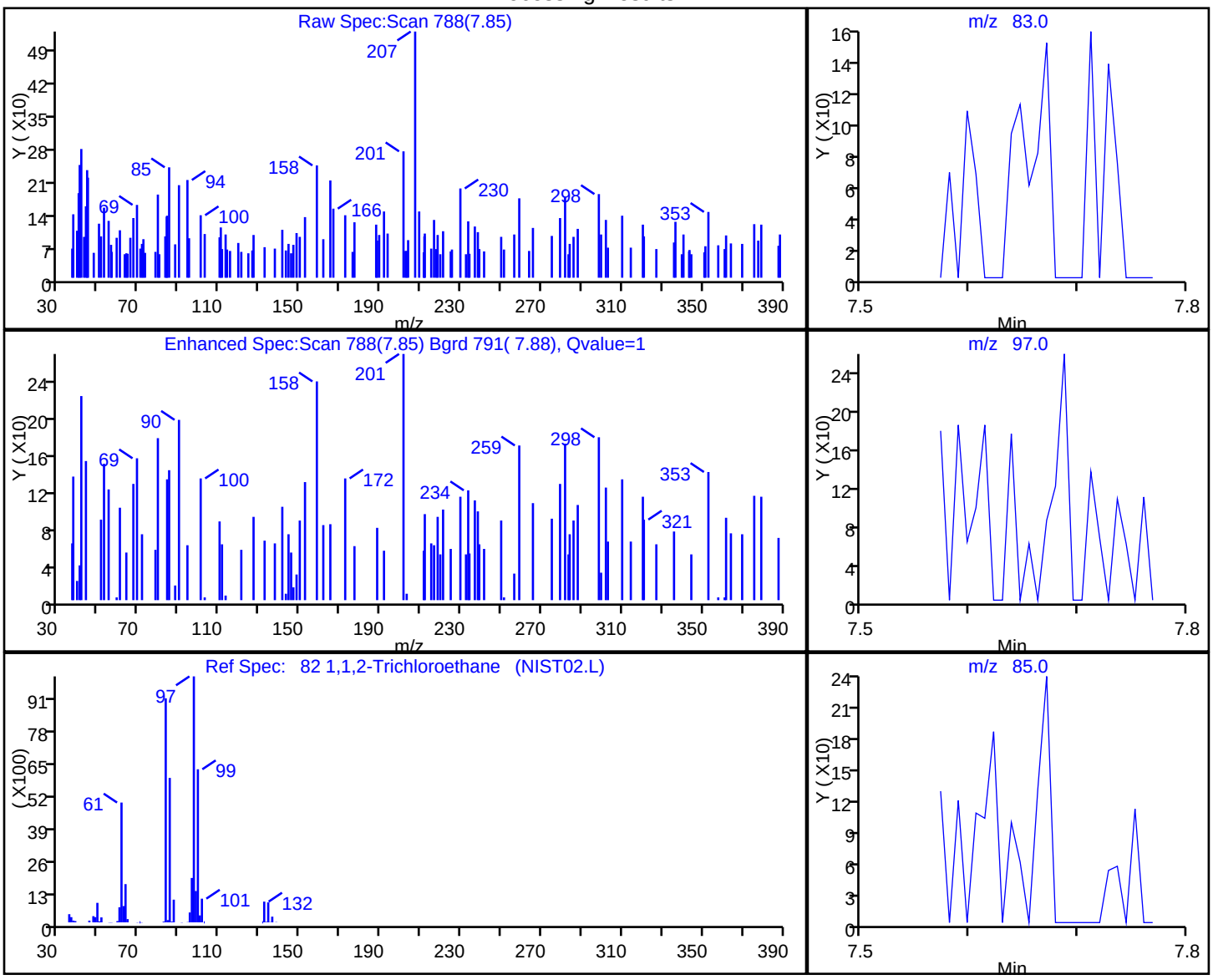

RT	Mass	Response	Amount
7.85	83.00	208	0.088480
7.87	97.00	100	
7.85	85.00	116	

Reviewer: moroneyc, 12-Mar-2018 12:14:31

Audit Action: Marked Compound Undetected Audit Reason: Invalid Compound ID

User Disabled Compound Report

TestAmerica Edison

Data File:	\\ChromNA\Edison\ChromData\CVOAMS6\20180312-68646.b\F60656.D		
Injection Date:	12-Mar-2018 10:25:30	Instrument ID:	CVOAMS6
Lims ID:	460-151079-A-55	Lab Sample ID:	460-151079-55
Client ID:	SW-4		
Operator ID:		ALS Bottle#:	13 Worklist Smp#: 14
Purge Vol:	5.000 mL	Dil. Factor:	1.0000
Method:	8260624W6	Limit Group:	VOA - 8260C DKQP Water and Solid
Column:	Rtx-624 (0.25 mm)	Detector	MS SCAN

59 1,2-Dichloroethane, CAS: 107-06-2

Processing Results

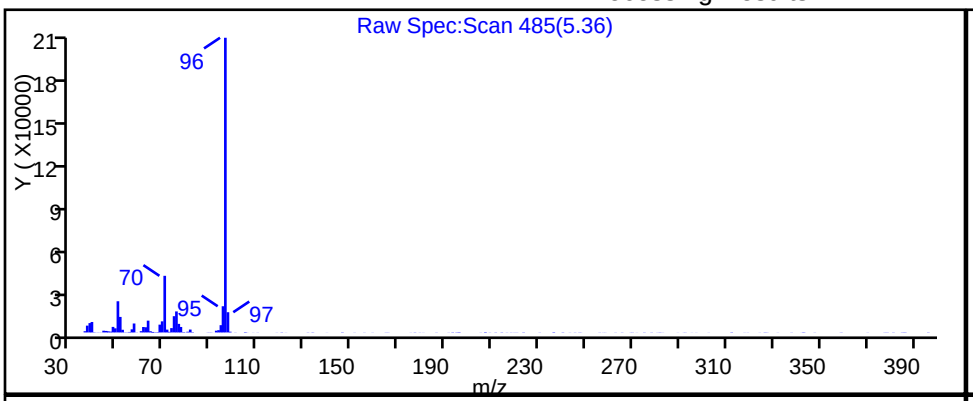

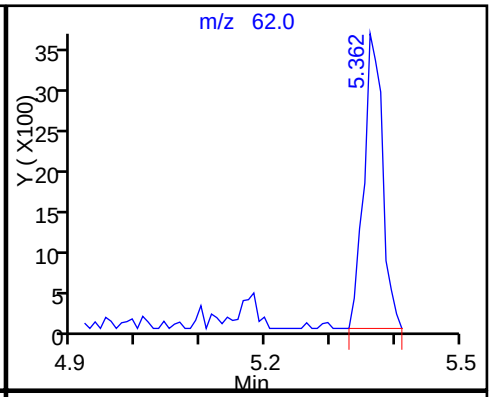

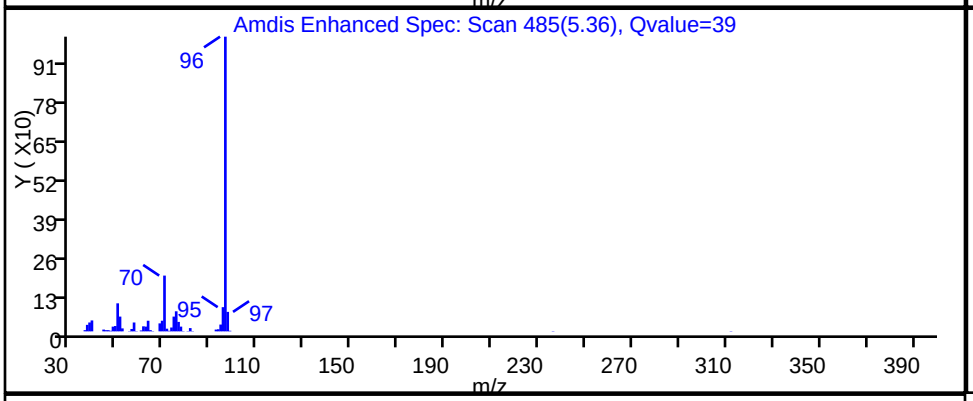

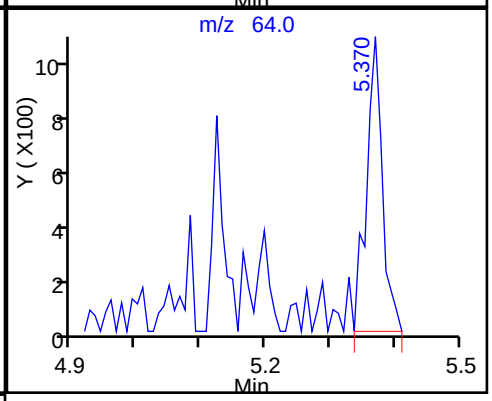

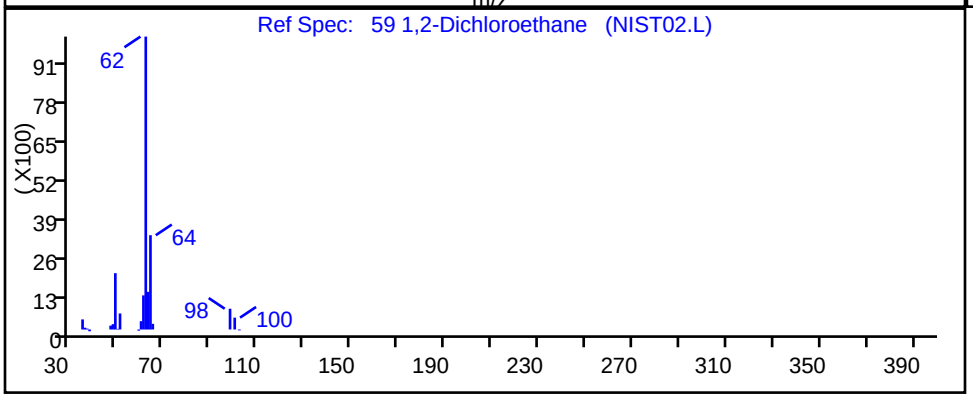

RT	Mass	Response	Amount
5.36	62.00	7314	1.866984
5.37	64.00	1860	

Reviewer: moroneyc, 12-Mar-2018 12:14:31

Audit Action: Marked Compound Undetected Audit Reason: Invalid Compound ID

User Disabled Compound Report

TestAmerica Edison

Data File:	\\ChromNA\Edison\ChromData\CVOAMS6\20180312-68646.b\F60656.D		
Injection Date:	12-Mar-2018 10:25:30	Instrument ID:	CVOAMS6
Lims ID:	460-151079-A-55	Lab Sample ID:	460-151079-55
Client ID:	SW-4		
Operator ID:		ALS Bottle#:	13 Worklist Smp#: 14
Purge Vol:	5.000 mL	Dil. Factor:	1.0000
Method:	8260624W6	Limit Group:	VOA - 8260C DKQP Water and Solid
Column:	Rtx-624 (0.25 mm)	Detector	MS SCAN

69 1,4-Dioxane, CAS: 123-91-1

Processing Results

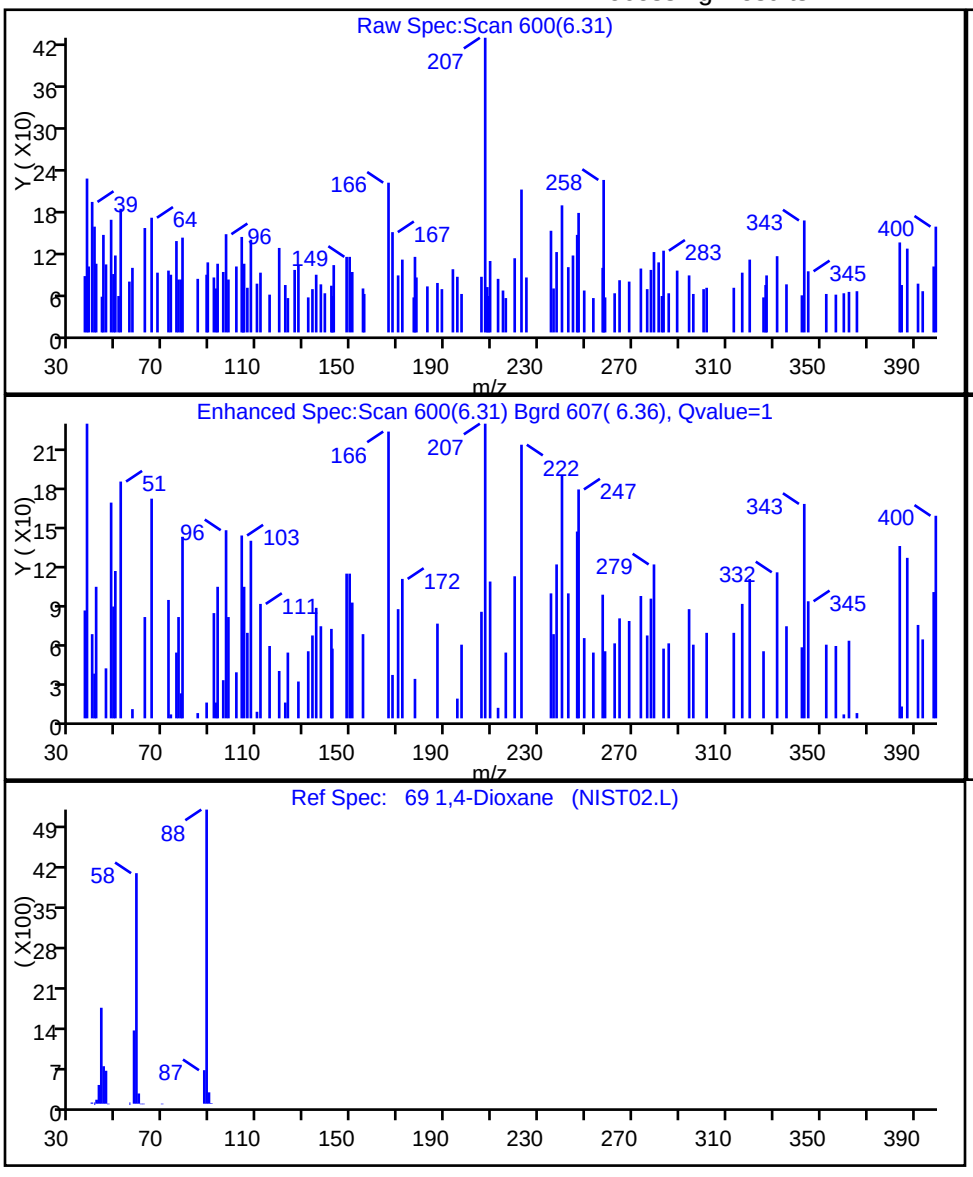

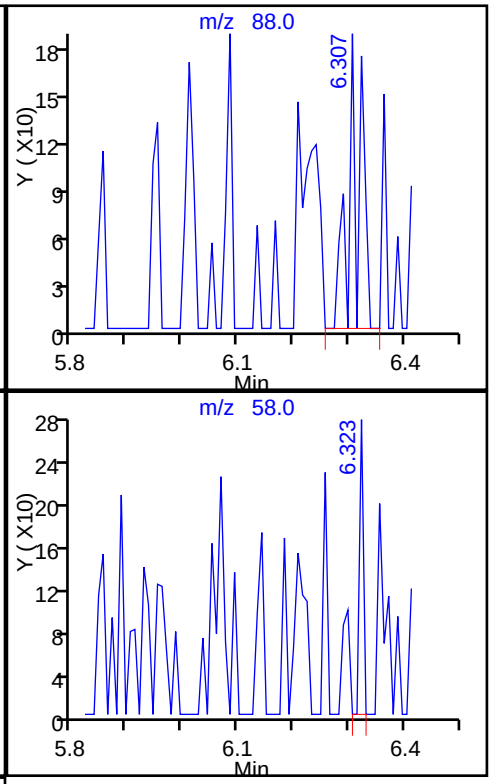

RT	Mass	Response	Amount
6.31	88.00	284	10.594533
6.32	58.00	135	

Reviewer: moroneyc, 12-Mar-2018 12:14:31

Audit Action: Marked Compound Undetected Audit Reason: Invalid Compound ID

User Disabled Compound Report

TestAmerica Edison

Data File:	\\ChromNA\Edison\ChromData\CVOAMS6\20180312-68646.b\F60656.D		
Injection Date:	12-Mar-2018 10:25:30	Instrument ID:	CVOAMS6
Lims ID:	460-151079-A-55	Lab Sample ID:	460-151079-55
Client ID:	SW-4		
Operator ID:		ALS Bottle#:	13 Worklist Smp#: 14
Purge Vol:	5.000 mL	Dil. Factor:	1.0000
Method:	8260624W6	Limit Group:	VOA - 8260C DKQP Water and Solid
Column:	Rtx-624 (0.25 mm)	Detector	MS SCAN

41 2-Butanone (MEK), CAS: 78-93-3

Processing Results

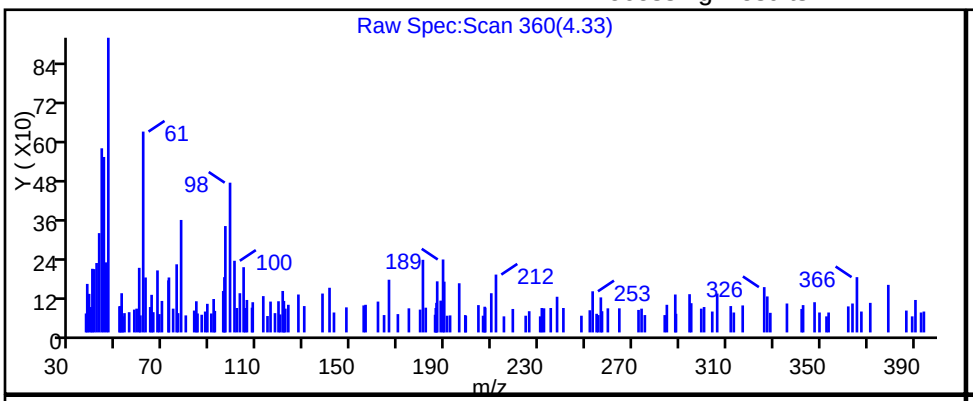

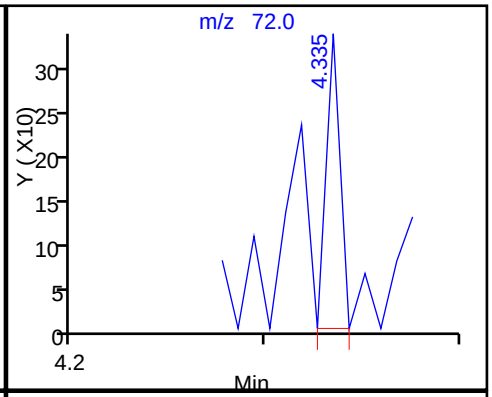

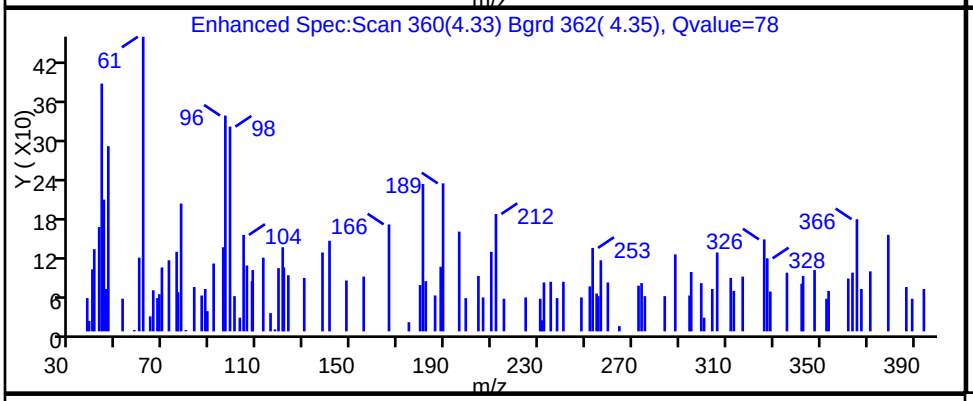

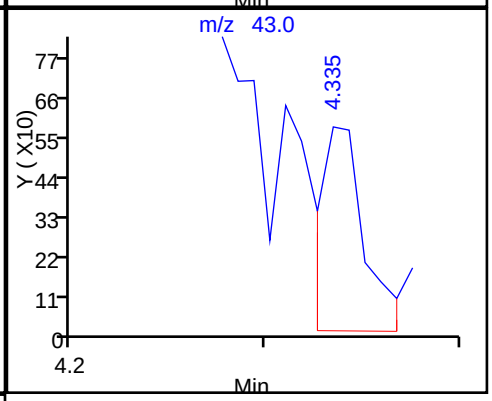

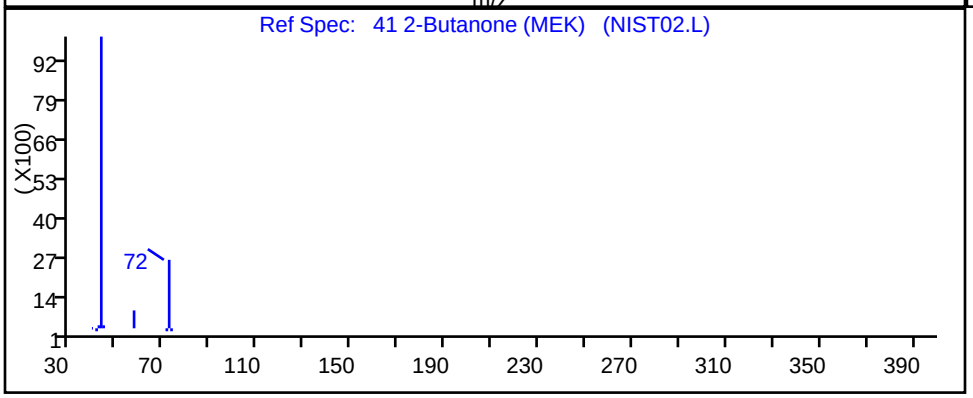

RT	Mass	Response	Amount
4.33	72.00	164	2.401203
4.33	43.00	933	

Reviewer: moroneyc, 12-Mar-2018 12:14:31

Audit Action: Marked Compound Undetected Audit Reason: Invalid Compound ID

User Disabled Compound Report

TestAmerica Edison

Data File:	\\ChromNA\Edison\ChromData\CVOAMS6\20180312-68646.b\F60656.D		
Injection Date:	12-Mar-2018 10:25:30	Instrument ID:	CVOAMS6
Lims ID:	460-151079-A-55	Lab Sample ID:	460-151079-55
Client ID:	SW-4		
Operator ID:		ALS Bottle#:	13 Worklist Smp#: 14
Purge Vol:	5.000 mL	Dil. Factor:	1.0000
Method:	8260624W6	Limit Group:	VOA - 8260C DKQP Water and Solid
Column:	Rtx-624 (0.25 mm)	Detector	MS SCAN

77 4-Methyl-2-pentanone (MIBK), CAS: 108-10-1

Processing Results

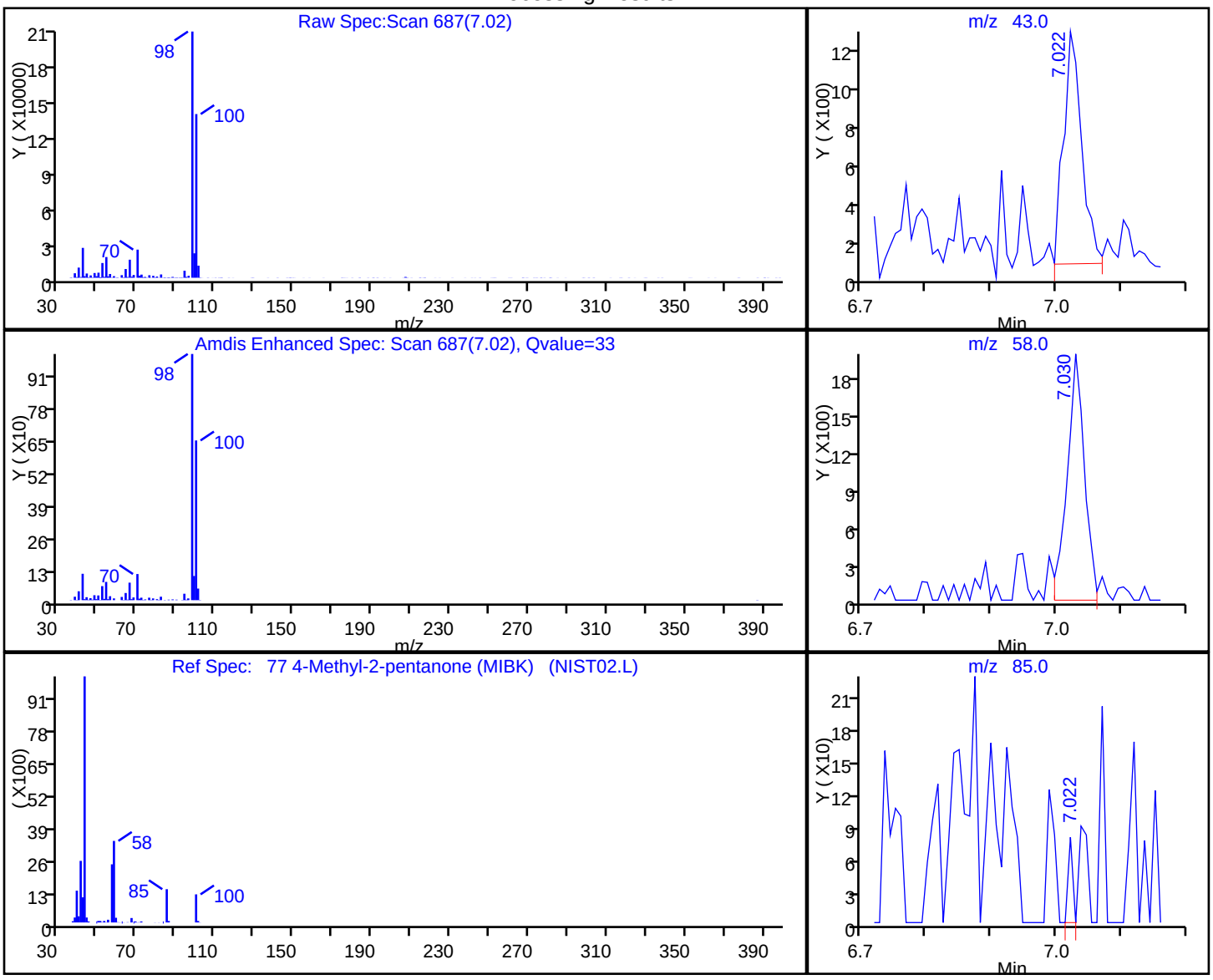

RT	Mass	Response	Amount
7.02	43.00	2303	1.106630
7.03	58.00	3592	
7.02	85.00	38	
7.03	100.00	309089	

Reviewer: moroneyc, 12-Mar-2018 12:14:31

Audit Action: Marked Compound Undetected Audit Reason: Invalid Compound ID

User Disabled Compound Report

TestAmerica Edison

Data File:	\\ChromNA\Edison\ChromData\CVOAMS6\20180312-68646.b\F60656.D		
Injection Date:	12-Mar-2018 10:25:30	Instrument ID:	CVOAMS6
Lims ID:	460-151079-A-55	Lab Sample ID:	460-151079-55
Client ID:	SW-4		
Operator ID:		ALS Bottle#:	13 Worklist Smp#: 14
Purge Vol:	5.000 mL	Dil. Factor:	1.0000
Method:	8260624W6	Limit Group:	VOA - 8260C DKQP Water and Solid
Column:	Rtx-624 (0.25 mm)	Detector	MS SCAN

6 Bromomethane, CAS: 74-83-9

Processing Results

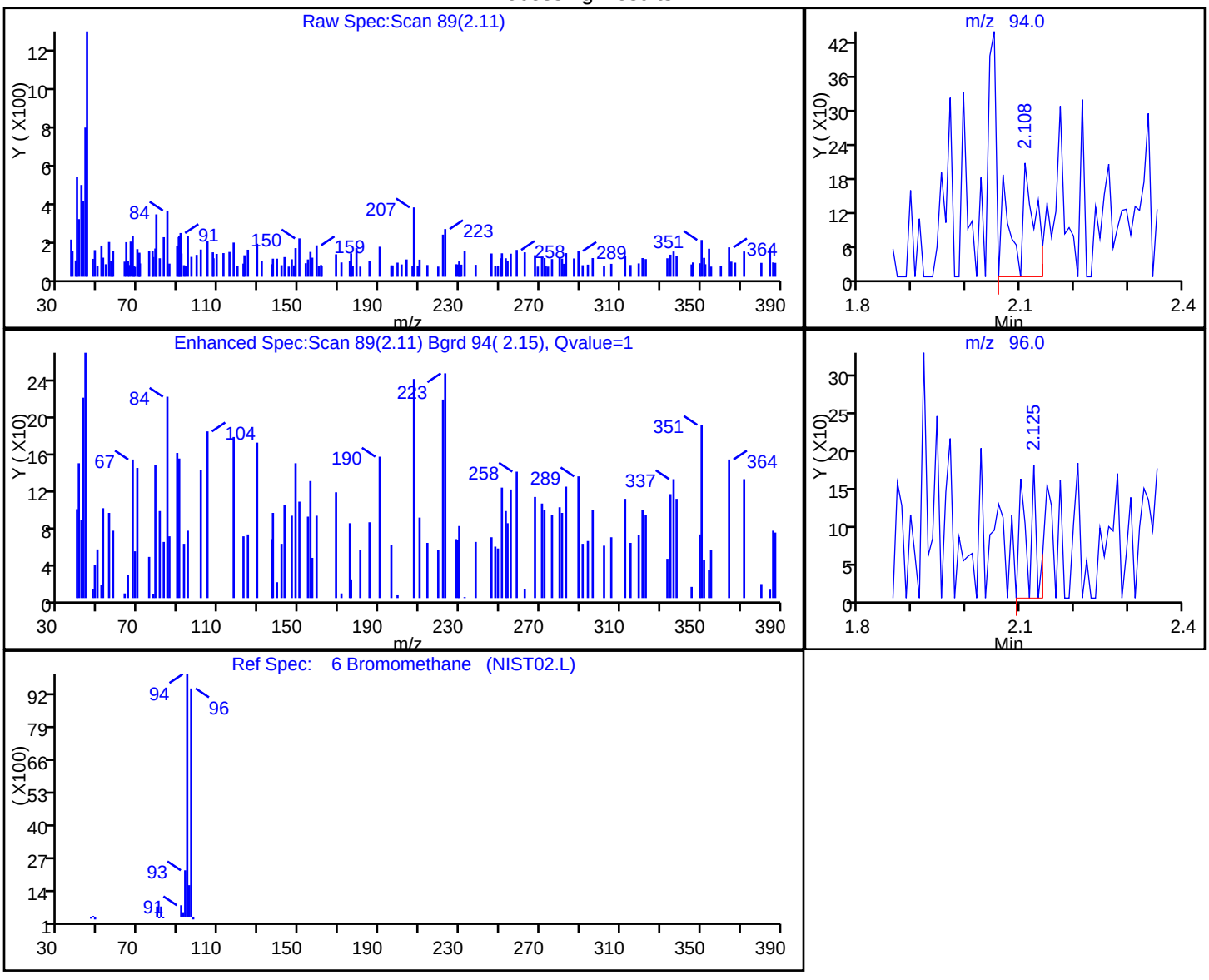

RT	Mass	Response	Amount
2.11	94.00	501	0.224487
2.12	96.00	246	

Reviewer: moroneyc, 12-Mar-2018 12:14:31

Audit Action: Marked Compound Undetected Audit Reason: Invalid Compound ID

User Disabled Compound Report

TestAmerica Edison

Data File:	\\ChromNA\Edison\ChromData\CVOAMS6\20180312-68646.b\F60656.D		
Injection Date:	12-Mar-2018 10:25:30	Instrument ID:	CVOAMS6
Lims ID:	460-151079-A-55	Lab Sample ID:	460-151079-55
Client ID:	SW-4		
Operator ID:		ALS Bottle#:	13 Worklist Smp#: 14
Purge Vol:	5.000 mL	Dil. Factor:	1.0000
Method:	8260624W6	Limit Group:	VOA - 8260C DKQP Water and Solid
Column:	Rtx-624 (0.25 mm)	Detector	MS SCAN

4 Vinyl chloride, CAS: 75-01-4

Processing Results

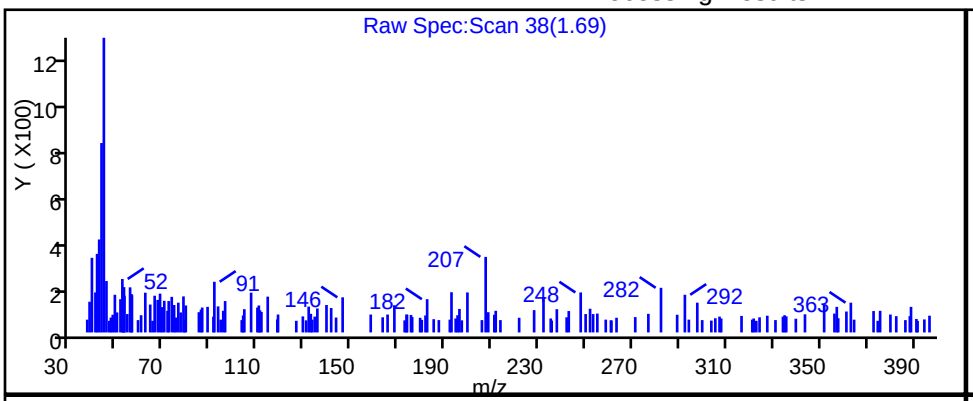

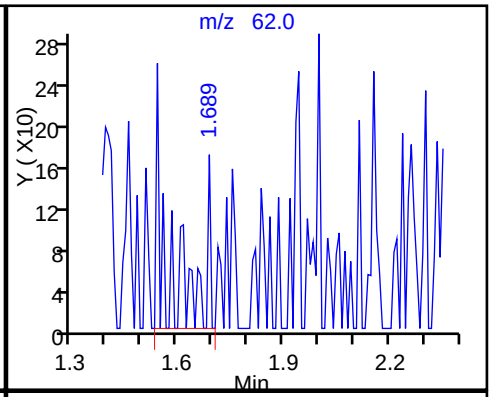

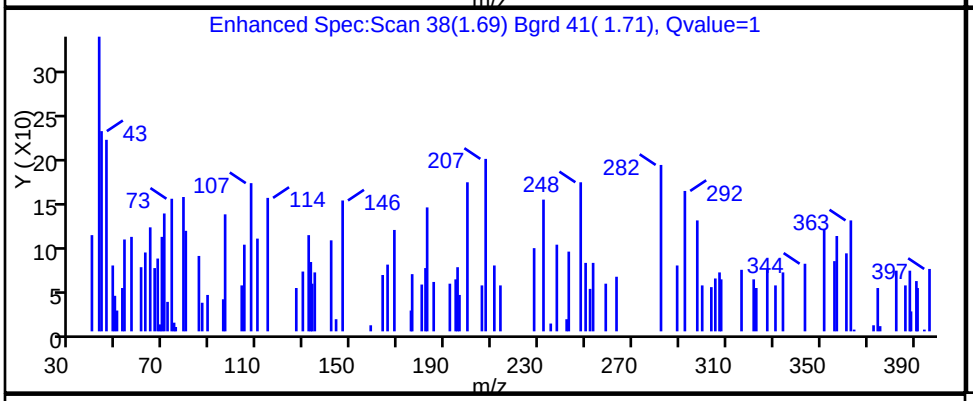

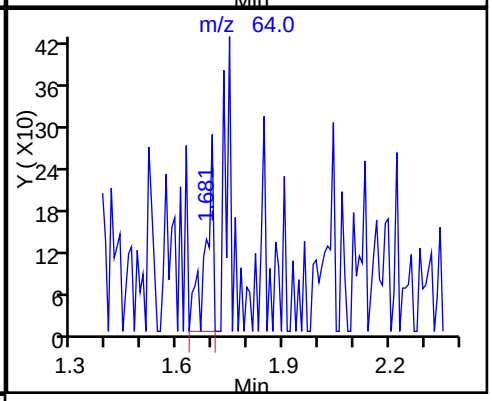

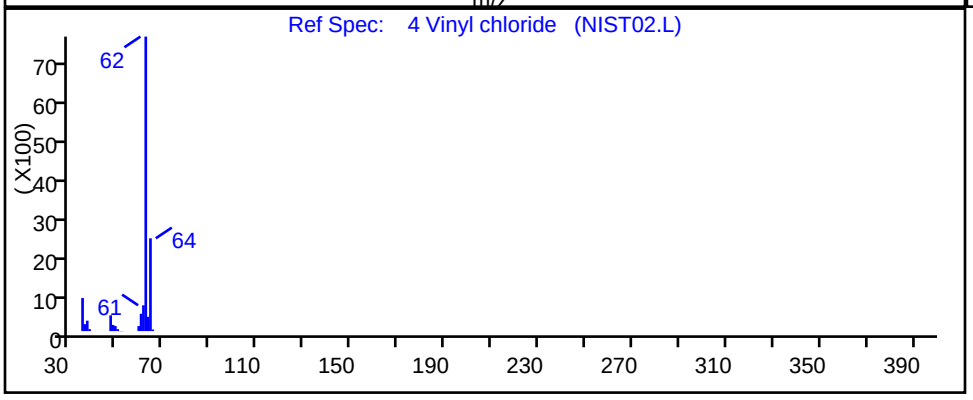

RT	Mass	Response	Amount
1.69	62.00	547	0.155592
1.68	64.00	417	

Reviewer: moroneyc, 12-Mar-2018 12:14:31

Audit Action: Marked Compound Undetected Audit Reason: Invalid Compound ID

FORM I
GC/MS VOA ORGANICS ANALYSIS DATA SHEET

Lab Name: TestAmerica Edison | Job No.: 460-151079-1

SDG No.:

Client Sample ID: FB-022718 | Lab Sample ID: 460-151079-59

Matrix: Water | Lab File ID: F60651.D

Analysis Method: 8260C | Date Collected: 02/27/2018 14:50

Sample wt/vol: 5(mL) | Date Analyzed: 03/12/2018 08:27

Soil Aliquot Vol: | Dilution Factor: 1

Soil Extract Vol.: | GC Column: Rtx-624 ID: 0.25(mm)

% Moisture: | Level: (low/med) Low

Analysis Batch No.: 502852 | Units: ug/L

CAS NO.	COMPOUND NAME	RESULT	Q	RL	MDL
71-55-6	1,1,1-Trichloroethane	0.28	U	1.0	0.28
79-34-5	1,1,2,2-Tetrachloroethane	0.19	U	1.0	0.19
79-00-5	1,1,2-Trichloroethane	0.080	U	1.0	0.080
75-34-3	1,1-Dichloroethane	0.24	U	1.0	0.24
75-35-4	1,1-Dichloroethene	0.34	U	1.0	0.34
87-61-6	1,2,3-Trichlorobenzene	0.35	U	1.0	0.35
120-82-1	1,2,4-Trichlorobenzene	0.27	U	1.0	0.27
96-12-8	1,2-Dibromo-3-Chloropropane	0.23	U	1.0	0.23
106-93-4	1,2-Dibromoethane	0.19	U	1.0	0.19
95-50-1	1,2-Dichlorobenzene	0.22	U	1.0	0.22
107-06-2	1,2-Dichloroethane	0.25	U	1.0	0.25
78-87-5	1,2-Dichloropropane	0.18	U	1.0	0.18
541-73-1	1,3-Dichlorobenzene	0.33	U	1.0	0.33
106-46-7	1,4-Dichlorobenzene	0.33	U	1.0	0.33
123-91-1	1,4-Dioxane	8.7	U	50	8.7
78-93-3	2-Butanone	2.2	U	5.0	2.2
591-78-6	2-Hexanone	0.72	U	5.0	0.72
108-10-1	4-Methyl-2-pentanone	0.63	U	5.0	0.63
67-64-1	Acetone	1.6	J	5.0	1.1
71-43-2	Benzene	0.090	U	1.0	0.090
74-97-5	Bromochloromethane	0.30	U	1.0	0.30
75-27-4	Bromodichloromethane	0.15	U	1.0	0.15
75-25-2	Bromoform	0.18	U	1.0	0.18
74-83-9	Bromomethane	0.18	U	1.0	0.18
75-15-0	Carbon disulfide	0.22	U	1.0	0.22
56-23-5	Carbon tetrachloride	0.33	U	1.0	0.33
108-90-7	Chlorobenzene	0.24	U	1.0	0.24
75-00-3	Chloroethane	0.37	U	1.0	0.37
67-66-3	Chloroform	0.22	U	1.0	0.22
74-87-3	Chloromethane	0.22	U	1.0	0.22
156-59-2	cis-1,2-Dichloroethene	0.26	U	1.0	0.26
10061-01-5	cis-1,3-Dichloropropene	0.16	U	1.0	0.16
110-82-7	Cyclohexane	0.26	U	1.0	0.26
124-48-1	Dibromochloromethane	0.22	U	1.0	0.22
75-71-8	Dichlorodifluoromethane	0.14	U	1.0	0.14
100-41-4	Ethylbenzene	0.30	U	1.0	0.30

FORM I
GC/MS VOA ORGANICS ANALYSIS DATA SHEET

Lab Name: TestAmerica Edison | Job No.: 460-151079-1

SDG No.:

Client Sample ID: FB-022718 | Lab Sample ID: 460-151079-59

Matrix: Water | Lab File ID: F60651.D

Analysis Method: 8260C | Date Collected: 02/27/2018 14:50

Sample wt/vol: 5(mL) | Date Analyzed: 03/12/2018 08:27

Soil Aliquot Vol: | Dilution Factor: 1

Soil Extract Vol.: | GC Column: Rtx-624 ID: 0.25(mm)

% Moisture: | Level: (low/med) Low

Analysis Batch No.: 502852 | Units: ug/L

CAS NO.	COMPOUND NAME	RESULT	Q	RL	MDL
76-13-1	Freon TF	0.34	U	1.0	0.34
98-82-8	Isopropylbenzene	0.32	U	1.0	0.32
179601-23-1	m&p-Xylene	0.28	U	1.0	0.28
79-20-9	Methyl acetate	0.58	U	5.0	0.58
108-87-2	Methylcyclohexane	0.22	U	1.0	0.22
75-09-2	Methylene Chloride	0.27	J	1.0	0.21
1634-04-4	MTBE	0.13	U	1.0	0.13
95-47-6	o-Xylene	0.32	U	1.0	0.32
100-42-5	Styrene	0.17	U	1.0	0.17
127-18-4	Tetrachloroethene	0.12	U	1.0	0.12
108-88-3	Toluene	0.25	U	1.0	0.25
156-60-5	trans-1,2-Dichloroethene	0.18	U	1.0	0.18
10061-02-6	trans-1,3-Dichloropropene	0.19	U	1.0	0.19
79-01-6	Trichloroethene	0.22	U	1.0	0.22
75-69-4	Trichlorofluoromethane	0.15	U	1.0	0.15
75-01-4	Vinyl chloride	0.060	U	1.0	0.060

CAS NO.	SURROGATE	%REC	Q	LIMITS
17060-07-0	1,2-Dichloroethane-d4 (Surr)	98		70-130
460-00-4	Bromofluorobenzene	108		70-130
1868-53-7	Dibromofluoromethane (Surr)	110		70-130
2037-26-5	Toluene-d8 (Surr)	95		70-130

FORM I
GC/MS VOA ORGANICS ANALYSIS DATA SHEET
TENTATIVELY IDENTIFIED COMPOUNDS

Lab Name: TestAmerica Edison Job No.: 460-151079-1

SDG No.:

Client Sample ID: FB-022718 Lab Sample ID: 460-151079-59

Matrix: Water Lab File ID: F60651.D

Analysis Method: 8260C Date Collected: 02/27/2018 14:50

Sample wt/vol: 5(mL) Date Analyzed: 03/12/2018 08:27

Soil Aliquot Vol: Dilution Factor: 1

Soil Extract Vol.: GC Column: Rtx-624 ID: 0.25(mm)

% Moisture: Level: (low/med) Low

Analysis Batch No.: 502852 Units: ug/L

Number TICs Found: 0 TIC Result Total: 0

CAS NO.	COMPOUND NAME	RT	RESULT	Q	MATCH QUALITY
	Tentatively Identified Compound		None		

TestAmerica Edison
Target Compound Quantitation Report

Data File: \\ChromNA\Edison\ChromData\CVOAMS6\20180312-68646.b\F60651.D
Lims ID: 460-151079-A-59
Client ID: FB-022718
Sample Type: Client
Inject. Date: 12-Mar-2018 08:27:30 ALS Bottle#: 8 Worklist Smp#: 9
Purge Vol: 5.000 mL Dil. Factor: 1.0000
Sample Info: 460-151079-A-59
Misc. Info.: 460-0068646-009
Operator ID: Instrument ID: CVOAMS6

Method: \\ChromNA\Edison\ChromData\CVOAMS6\20180312-68646.b\8260624W6.m
Limit Group: VOA - 8260C DKQP Water and Solid
Last Update: 12-Mar-2018 20:04:14 Calib Date: 09-Mar-2018 04:49:30
Integrator: RTE ID Type: Deconvolution ID
Quant Method: Internal Standard Quant By: Initial Calibration
Last ICal File: \\ChromNA\Edison\ChromData\CVOAMS6\20180309-68530.b\F60575.D

Column 1 : Rtx-624 (0.25 mm) Det: MS SCAN
Process Host: XAWRK011

First Level Reviewer: moroneyc Date: 12-Mar-2018 11:18:34

Compound	Sig	RT (min.)	Exp RT (min.)	Dlt RT (min.)	Q	Response	OnCol Amt ug/l	Flags
18 Acetone	43	2.880	2.872	0.008	67	1208	1.60	
* 26 TBA-d9 (IS)	65	3.217	3.217	0.000	0	209673	1000.0	
27 Methylene Chloride	84	3.226	3.226	0.000	30	990	0.2694	
* 38 2-Butanone-d5	46	4.277	4.269	0.008	0	195087	250.0	
$ 51 Dibromofluoromethane (Surr	113	4.754	4.746	0.008	96	157047	55.2	
$ 56 1,2-Dichloroethane-d4 (Sur	65	5.099	5.091	0.008	0	149087	49.2	
* 61 Fluorobenzene	96	5.370	5.362	0.008	99	491345	50.0	
* 67 1,4-Dioxane-d8	96	6.060	6.052	0.008	0	22263	1000.0	
$ 78 Toluene-d8 (Surr)	98	7.030	7.022	0.008	98	495956	47.3	
* 89 Chlorobenzene-d5	117	8.821	8.813	0.008	84	431854	50.0	
$ 100 4-Bromofluorobenzene	174	10.070	10.070	0.000	96	224933	54.0	
* 116 1,4-Dichlorobenzene-d4	152	10.941	10.941	0.000	93	299570	50.0	

Reagents:

VOA6IS/SURR_00009 Amount Added: 5.00 Units: uL Run Reagent

Report Date: 12-Mar-2018 20:04:18 Chrom Revision: 2.2 08-Feb-2018 13:38:42

TestAmerica Edison

Data File: \\ChromNA\Edison\ChromData\CVOAMS6\20180312-68646.b\F60651.D

Injection Date:	12-Mar-2018 08:27:30	Instrument ID:	CVOAMS6	Operator ID:	
Lims ID:	460-151079-A-59	Lab Sample ID:	460-151079-59	Worklist Smp#:	9
Client ID:	FB-022718				
Purge Vol:	5.000 mL	Dil. Factor:	1.0000	ALS Bottle#:	8
Method:	8260624W6	Limit Group:	VOA - 8260C DKQP Water and Solid		

Column: Rtx-624 (0.25 mm)

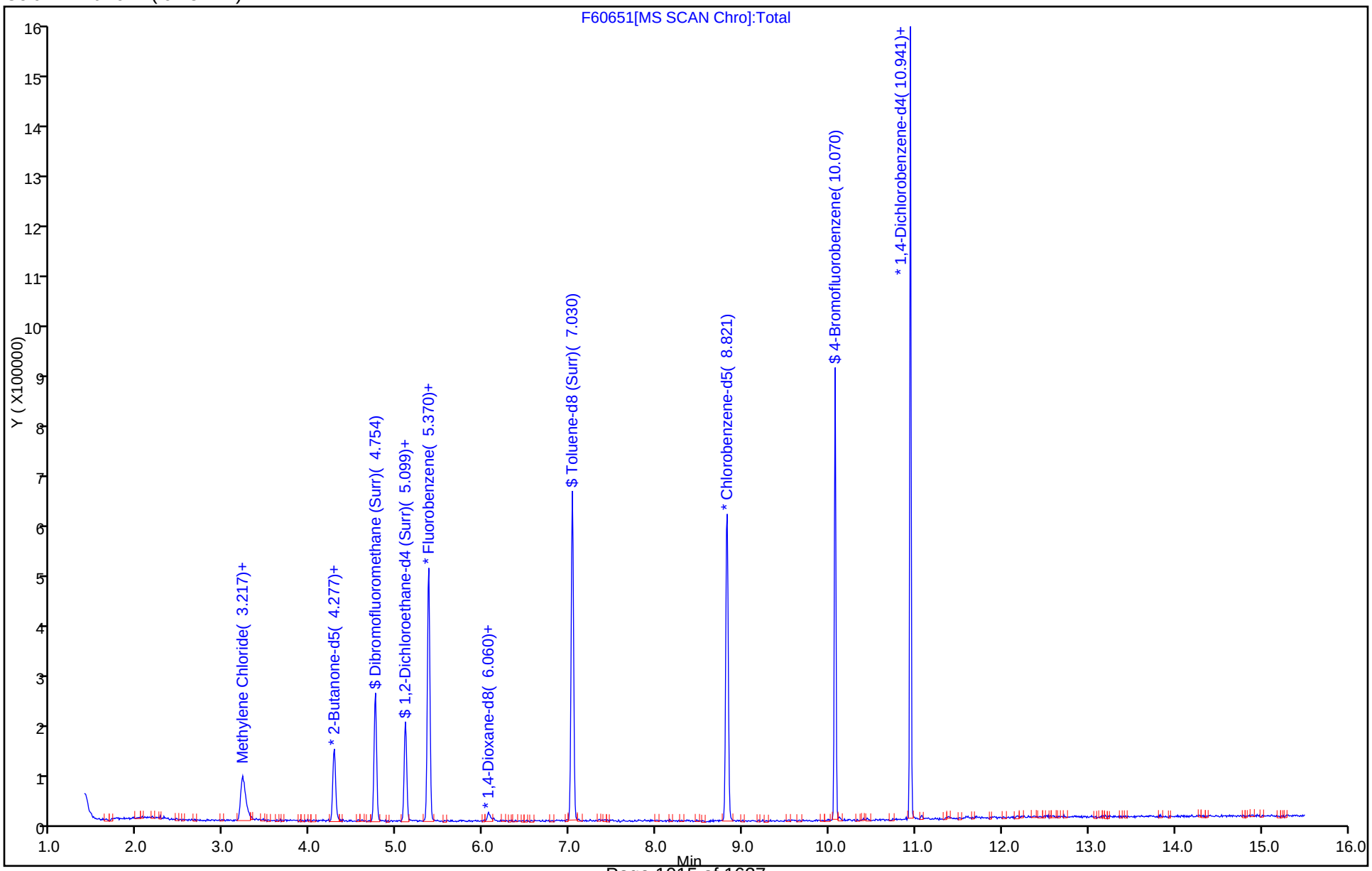

Report Date: 12-Mar-2018 20:04:18 Chrom Revision: 2.2 08-Feb-2018 13:38:42

TestAmerica Edison

Data File: \\ChromNA\Edison\ChromData\CVOAMS6\20180312-68646.b\F60651.D

Injection Date:	12-Mar-2018 08:27:30	Instrument ID:	CVOAMS6
Lims ID:	460-151079-A-59	Lab Sample ID:	460-151079-59
Client ID:	FB-022718		
Operator ID:		ALS Bottle#:	8 Worklist Smp#: 9
Purge Vol:	5.000 mL	Dil. Factor:	1.0000
Method:	8260624W6	Limit Group:	VOA - 8260C DKQP Water and Solid
Column:	Rtx-624 (0.25 mm)	Detector	MS SCAN

18 Acetone, CAS: 67-64-1

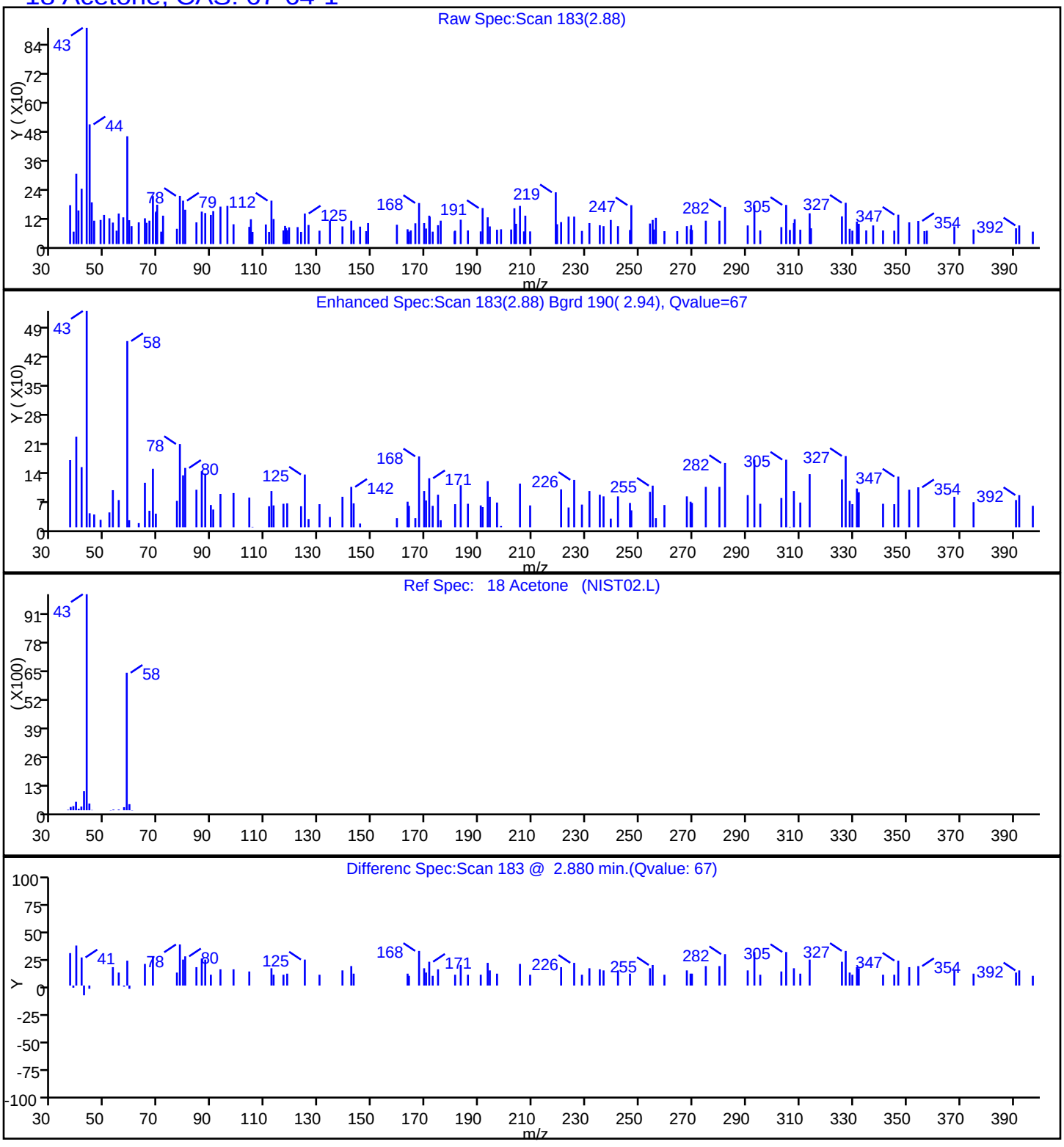

Report Date: 12-Mar-2018 20:04:18 Chrom Revision: 2.2 08-Feb-2018 13:38:42

TestAmerica Edison

Data File: \\ChromNA\Edison\ChromData\CVOAMS6\20180312-68646.b\F60651.D

Injection Date:	12-Mar-2018 08:27:30	Instrument ID:	CVOAMS6		
Lims ID:	460-151079-A-59	Lab Sample ID:	460-151079-59		
Client ID:	FB-022718				
Operator ID:		ALS Bottle#:	8	Worklist Smp#:	9
Purge Vol:	5.000 mL	Dil. Factor:	1.0000		
Method:	8260624W6	Limit Group:	VOA - 8260C DKQP Water and Solid		
Column:	Rtx-624 (0.25 mm)	Detector	MS SCAN		

27 Methylene Chloride, CAS: 75-09-2

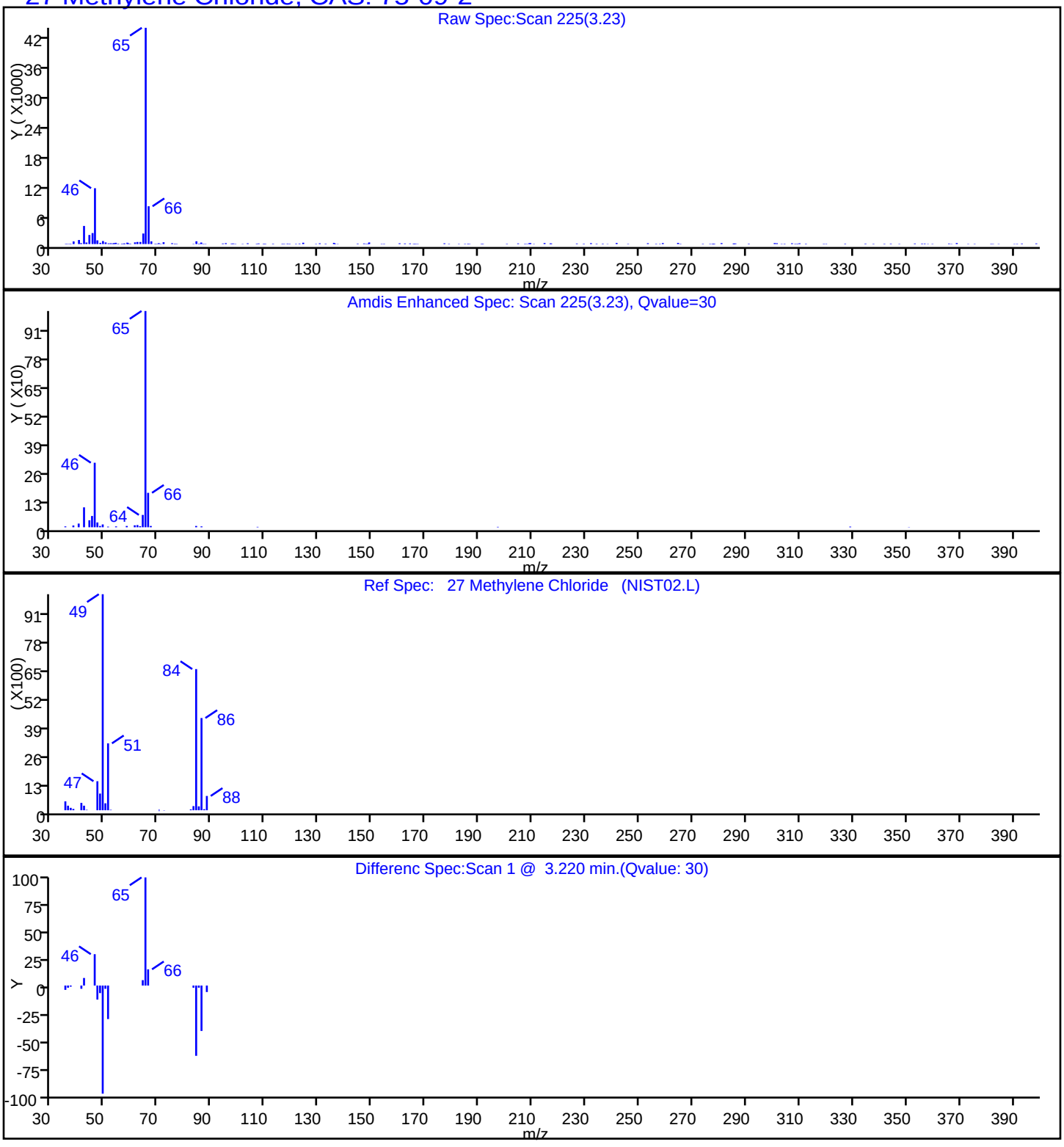

User Disabled Compound Report

TestAmerica Edison

Data File:	\\ChromNA\Edison\ChromData\CVOAMS6\20180312-68646.b\F60651.D		
Injection Date:	12-Mar-2018 08:27:30	Instrument ID:	CVOAMS6
Lims ID:	460-151079-A-59	Lab Sample ID:	460-151079-59
Client ID:	FB-022718		
Operator ID:		ALS Bottle#:	8 Worklist Smp#: 9
Purge Vol:	5.000 mL	Dil. Factor:	1.0000
Method:	8260624W6	Limit Group:	VOA - 8260C DKQP Water and Solid
Column:	Rtx-624 (0.25 mm)	Detector	MS SCAN

124 1,2-Dibromo-3-Chloropropane, CAS: 96-12-8

Processing Results

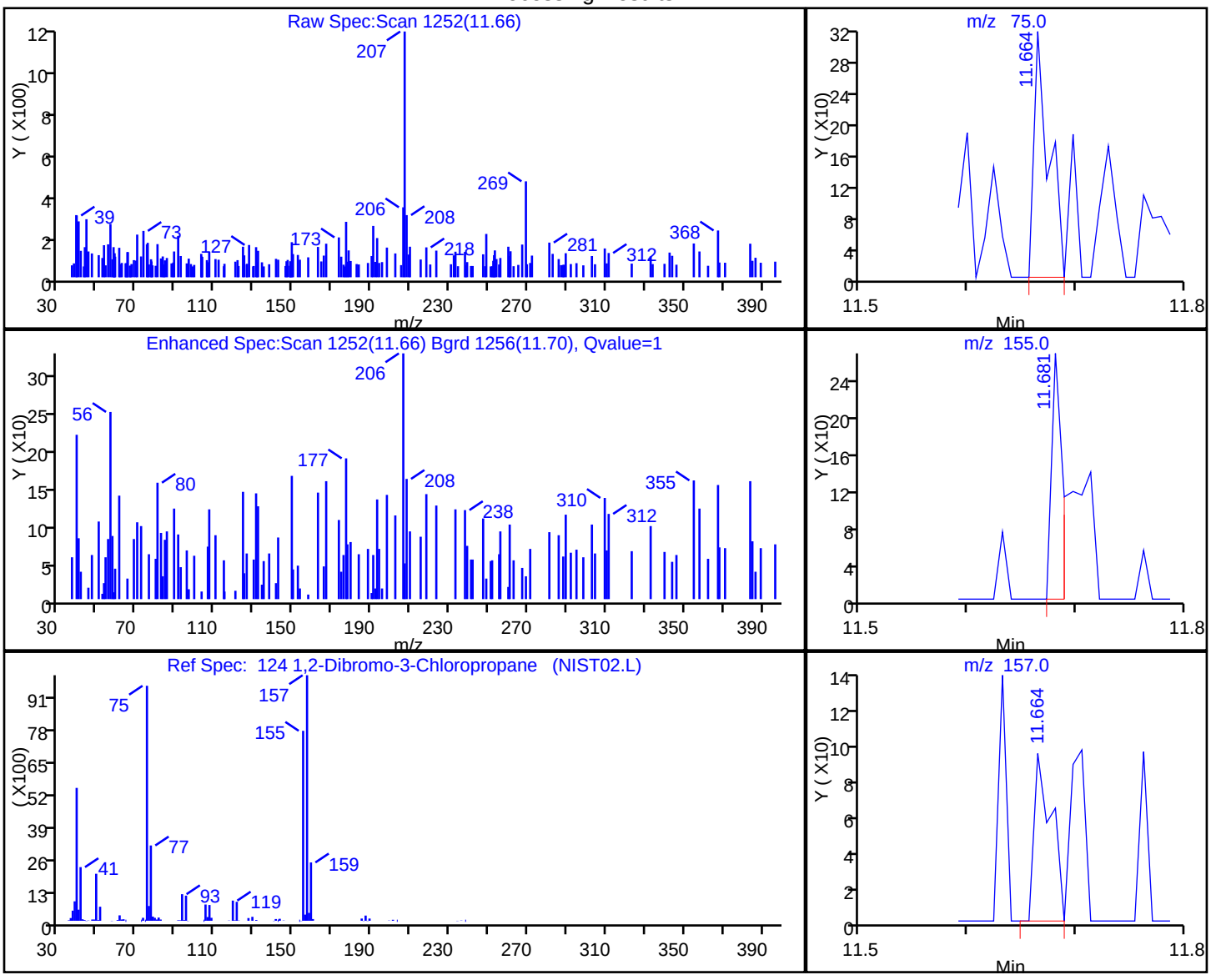

RT	Mass	Response	Amount
11.66	75.00	299	0.309088
11.68	155.00	186	
11.66	157.00	103	

Reviewer: moroneyc, 12-Mar-2018 11:18:34

Audit Action: Marked Compound Undetected Audit Reason: Invalid Compound ID

User Disabled Compound Report

TestAmerica Edison

Data File:	\\ChromNA\Edison\ChromData\CVOAMS6\20180312-68646.b\F60651.D		
Injection Date:	12-Mar-2018 08:27:30	Instrument ID:	CVOAMS6
Lims ID:	460-151079-A-59	Lab Sample ID:	460-151079-59
Client ID:	FB-022718		
Operator ID:		ALS Bottle#:	8 Worklist Smp#: 9
Purge Vol:	5.000 mL	Dil. Factor:	1.0000
Method:	8260624W6	Limit Group:	VOA - 8260C DKQP Water and Solid
Column:	Rtx-624 (0.25 mm)	Detector	MS SCAN

59 1,2-Dichloroethane, CAS: 107-06-2

Processing Results

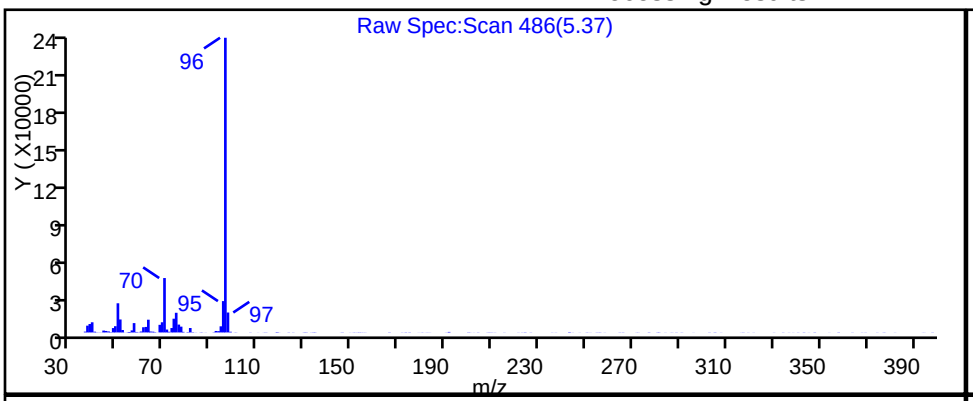

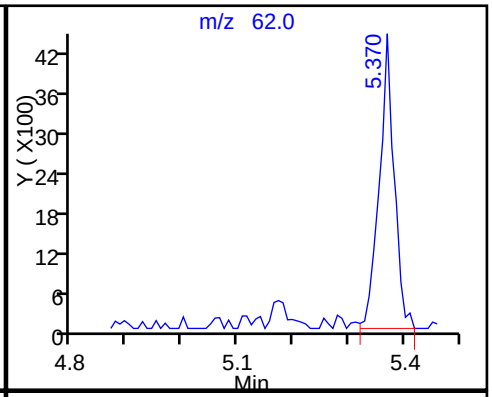

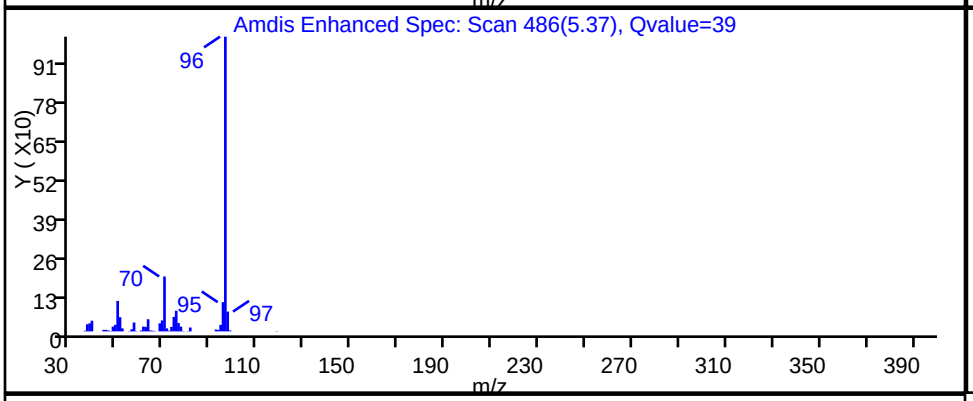

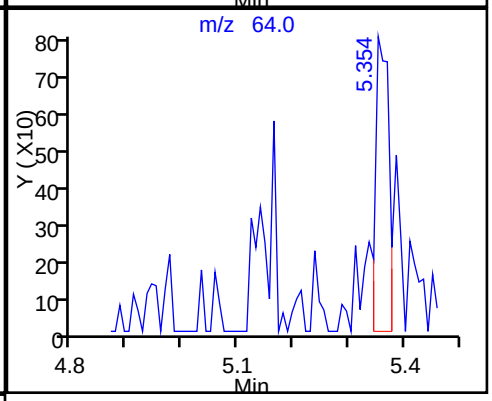

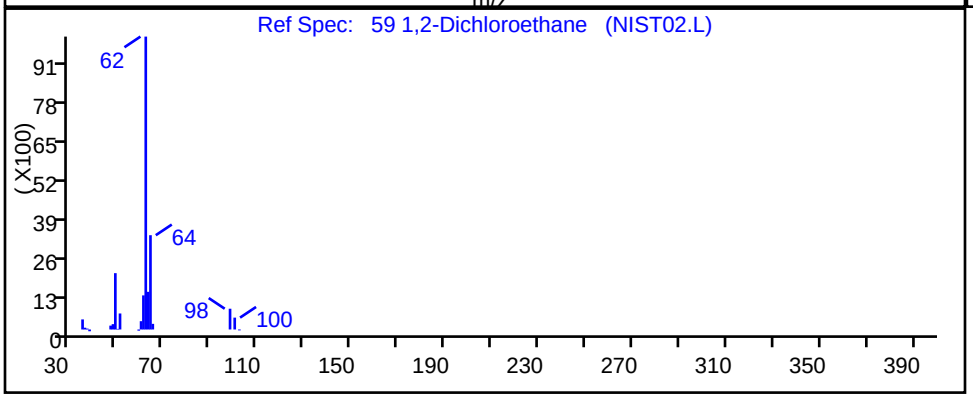

RT	Mass	Response	Amount
5.37	62.00	8307	1.986057
5.35	64.00	1327	

Reviewer: moroneyc, 12-Mar-2018 11:18:34

Audit Action: Marked Compound Undetected Audit Reason: Invalid Compound ID

User Disabled Compound Report

TestAmerica Edison

Data File:	\\ChromNA\Edison\ChromData\CVOAMS6\20180312-68646.b\F60651.D		
Injection Date:	12-Mar-2018 08:27:30	Instrument ID:	CVOAMS6
Lims ID:	460-151079-A-59	Lab Sample ID:	460-151079-59
Client ID:	FB-022718		
Operator ID:		ALS Bottle#:	8 Worklist Smp#: 9
Purge Vol:	5.000 mL	Dil. Factor:	1.0000
Method:	8260624W6	Limit Group:	VOA - 8260C DKQP Water and Solid
Column:	Rtx-624 (0.25 mm)	Detector	MS SCAN

66 1,2-Dichloropropane, CAS: 78-87-5

Processing Results

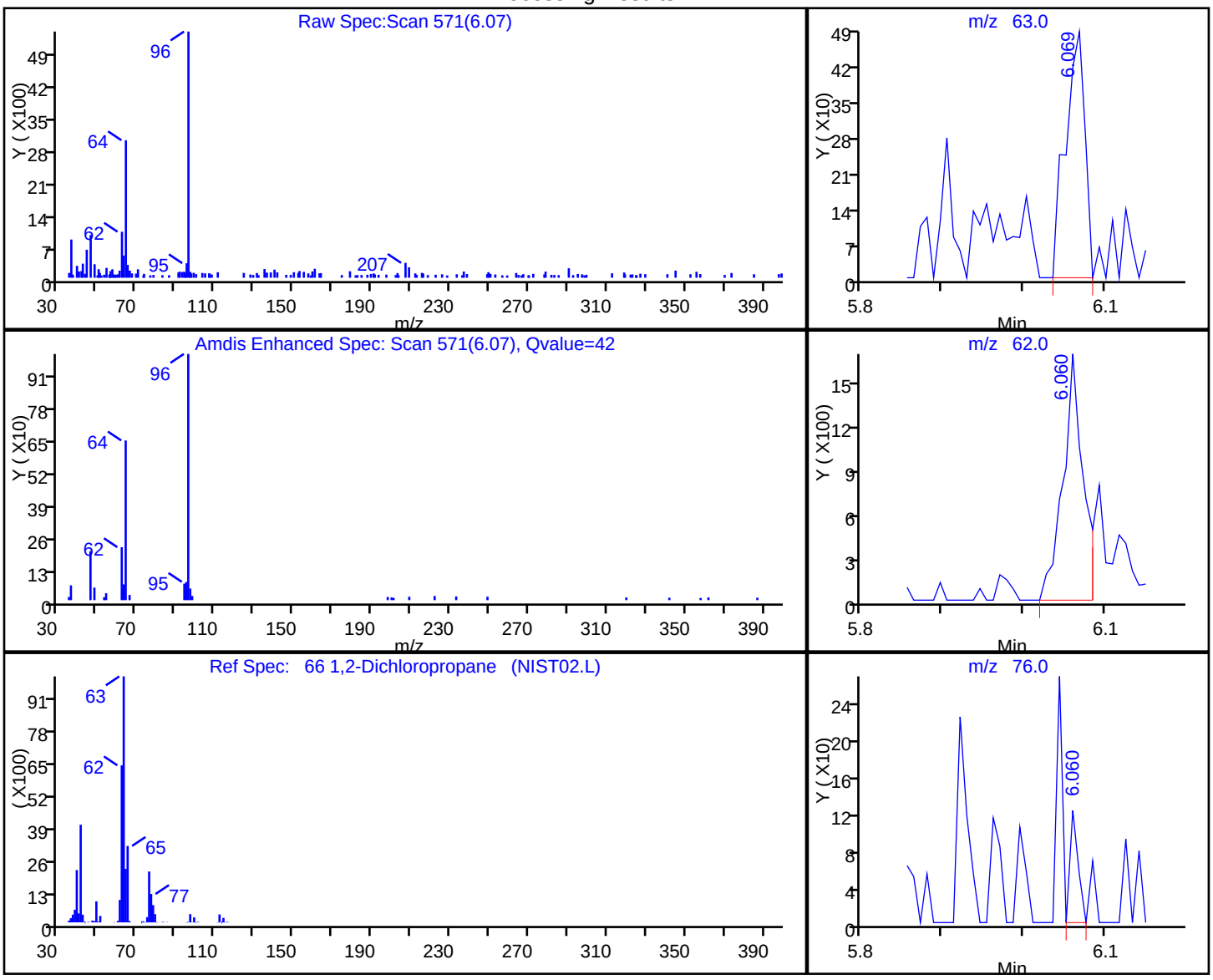

RT	Mass	Response	Amount
6.07	63.00	809	0.281566
6.06	62.00	2803	
6.06	76.00	86	
6.08	112.00	48	

Reviewer: moroneyc, 12-Mar-2018 11:18:34

Audit Action: Marked Compound Undetected Audit Reason: Invalid Compound ID

User Disabled Compound Report

TestAmerica Edison

Data File:	\\ChromNA\Edison\ChromData\CVOAMS6\20180312-68646.b\F60651.D		
Injection Date:	12-Mar-2018 08:27:30	Instrument ID:	CVOAMS6
Lims ID:	460-151079-A-59	Lab Sample ID:	460-151079-59
Client ID:	FB-022718		
Operator ID:		ALS Bottle#:	8 Worklist Smp#: 9
Purge Vol:	5.000 mL	Dil. Factor:	1.0000
Method:	8260624W6	Limit Group:	VOA - 8260C DKQP Water and Solid
Column:	Rtx-624 (0.25 mm)	Detector	MS SCAN

69 1,4-Dioxane, CAS: 123-91-1

Processing Results

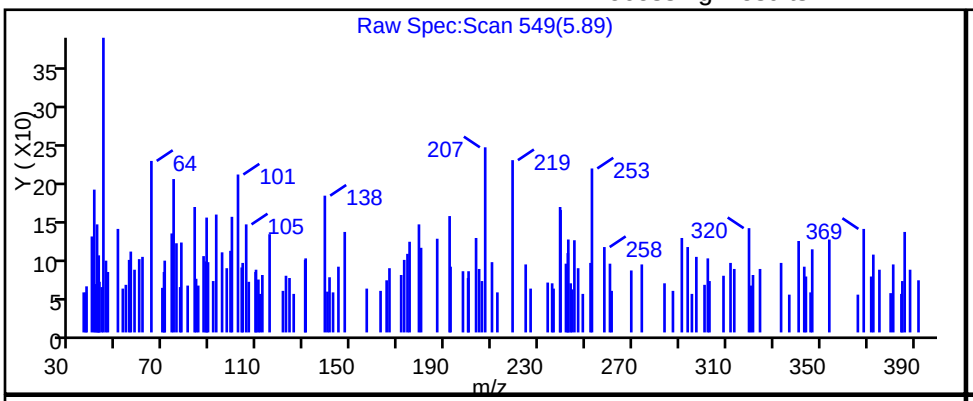

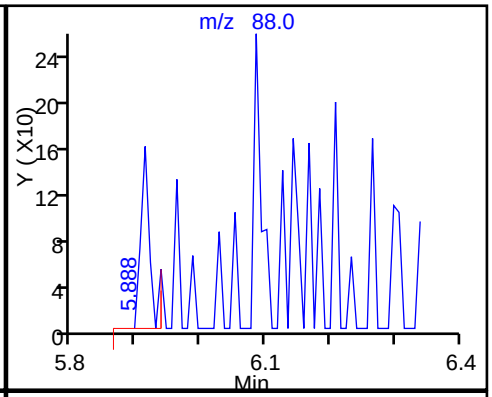

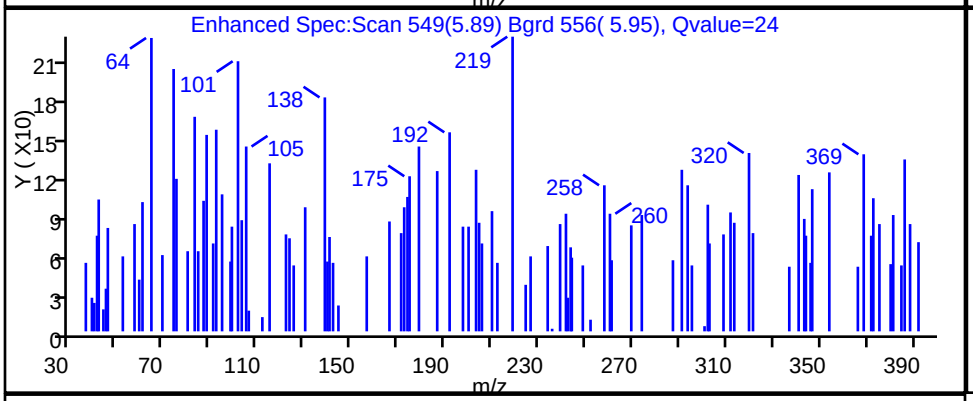

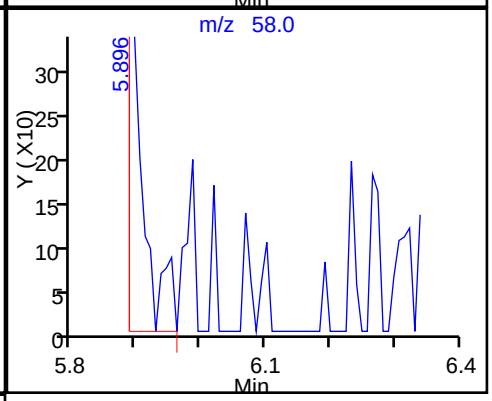

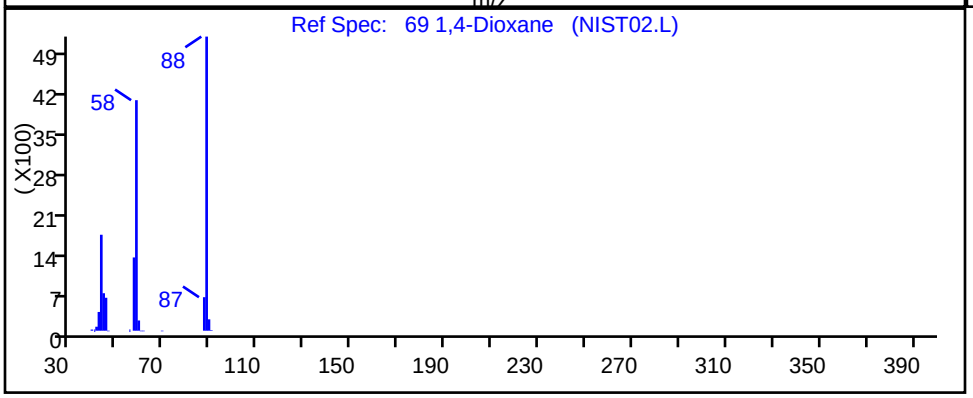

RT	Mass	Response	Amount
5.89	88.00	335	12.371333
5.90	58.00	466	

Reviewer: moroneyc, 12-Mar-2018 11:18:34

Audit Action: Marked Compound Undetected Audit Reason: Invalid Compound ID

User Disabled Compound Report

TestAmerica Edison

Data File:	\\ChromNA\Edison\ChromData\CVOAMS6\20180312-68646.b\F60651.D		
Injection Date:	12-Mar-2018 08:27:30	Instrument ID:	CVOAMS6
Lims ID:	460-151079-A-59	Lab Sample ID:	460-151079-59
Client ID:	FB-022718		
Operator ID:		ALS Bottle#:	8 Worklist Smp#: 9
Purge Vol:	5.000 mL	Dil. Factor:	1.0000
Method:	8260624W6	Limit Group:	VOA - 8260C DKQP Water and Solid
Column:	Rtx-624 (0.25 mm)	Detector	MS SCAN

41 2-Butanone (MEK), CAS: 78-93-3

Processing Results

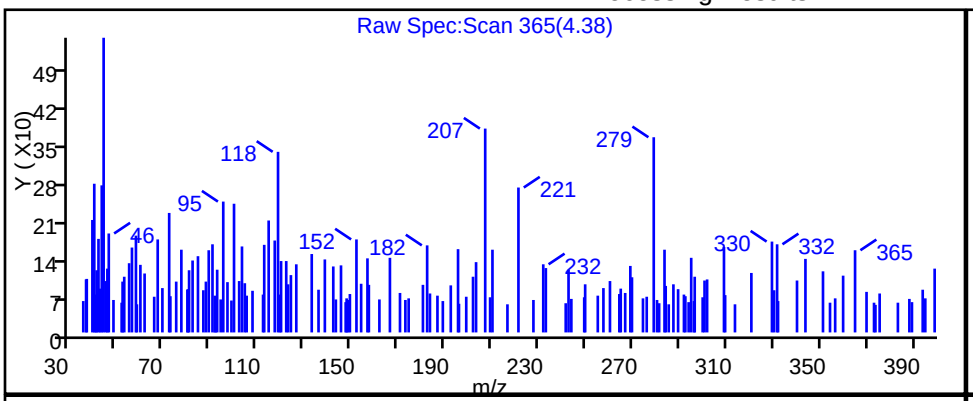

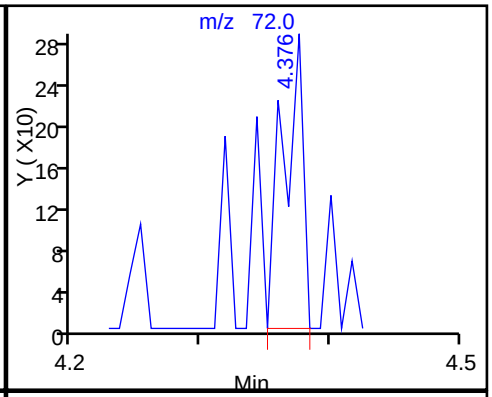

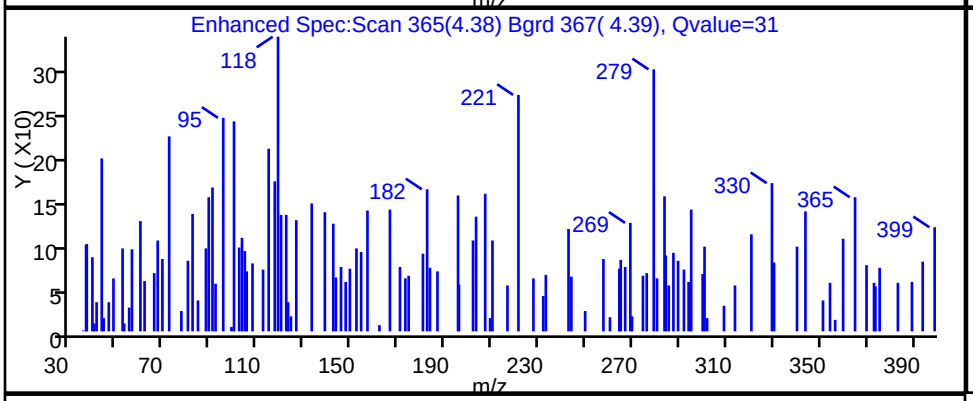

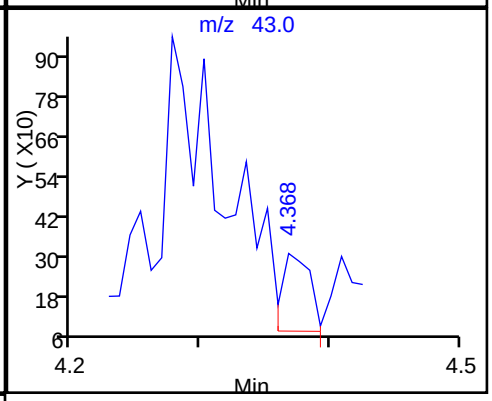

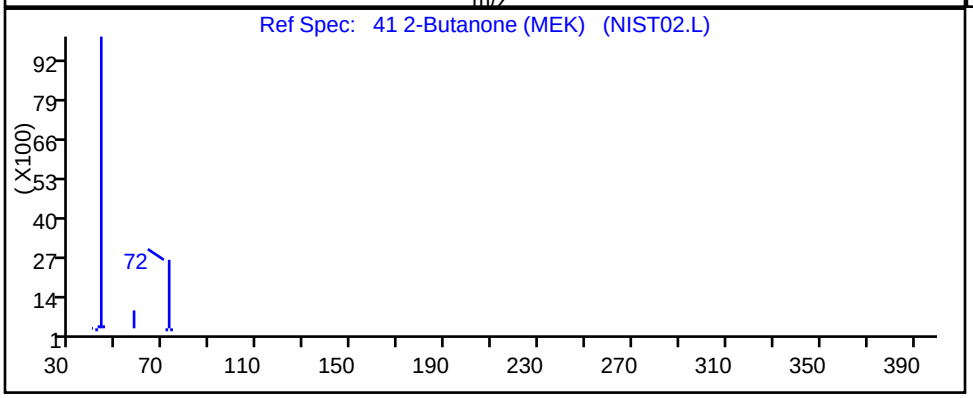

RT	Mass	Response	Amount
4.38	72.00	311	2.967814
4.37	43.00	359	

Reviewer: moroneyc, 12-Mar-2018 11:18:34

Audit Action: Marked Compound Undetected Audit Reason: Invalid Compound ID

User Disabled Compound Report

TestAmerica Edison

Data File:	\\ChromNA\Edison\ChromData\CVOAMS6\20180312-68646.b\F60651.D		
Injection Date:	12-Mar-2018 08:27:30	Instrument ID:	CVOAMS6
Lims ID:	460-151079-A-59	Lab Sample ID:	460-151079-59
Client ID:	FB-022718		
Operator ID:		ALS Bottle#:	8 Worklist Smp#: 9
Purge Vol:	5.000 mL	Dil. Factor:	1.0000
Method:	8260624W6	Limit Group:	VOA - 8260C DKQP Water and Solid
Column:	Rtx-624 (0.25 mm)	Detector	MS SCAN

77 4-Methyl-2-pentanone (MIBK), CAS: 108-10-1

Processing Results

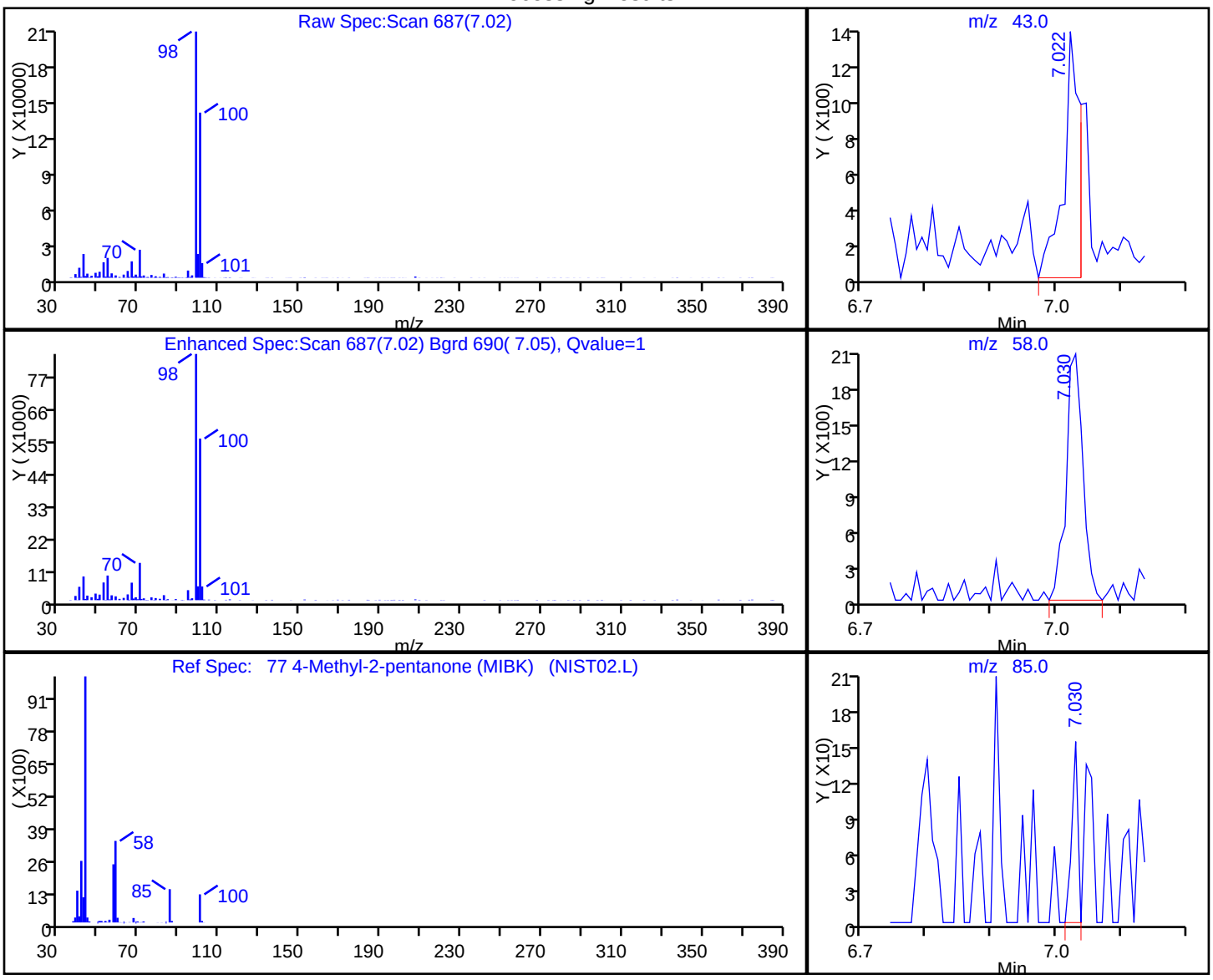

RT	Mass	Response	Amount
7.02	43.00	2365	1.125261
7.03	58.00	3624	
7.03	85.00	99	
7.03	100.00	324657	

Reviewer: moroneyc, 12-Mar-2018 11:18:34

Audit Action: Marked Compound Undetected Audit Reason: Invalid Compound ID

User Disabled Compound Report

TestAmerica Edison

Data File:	\\ChromNA\Edison\ChromData\CVOAMS6\20180312-68646.b\F60651.D		
Injection Date:	12-Mar-2018 08:27:30	Instrument ID:	CVOAMS6
Lims ID:	460-151079-A-59	Lab Sample ID:	460-151079-59
Client ID:	FB-022718		
Operator ID:		ALS Bottle#:	8 Worklist Smp#: 9
Purge Vol:	5.000 mL	Dil. Factor:	1.0000
Method:	8260624W6	Limit Group:	VOA - 8260C DKQP Water and Solid
Column:	Rtx-624 (0.25 mm)	Detector	MS SCAN

4 Vinyl chloride, CAS: 75-01-4

Processing Results

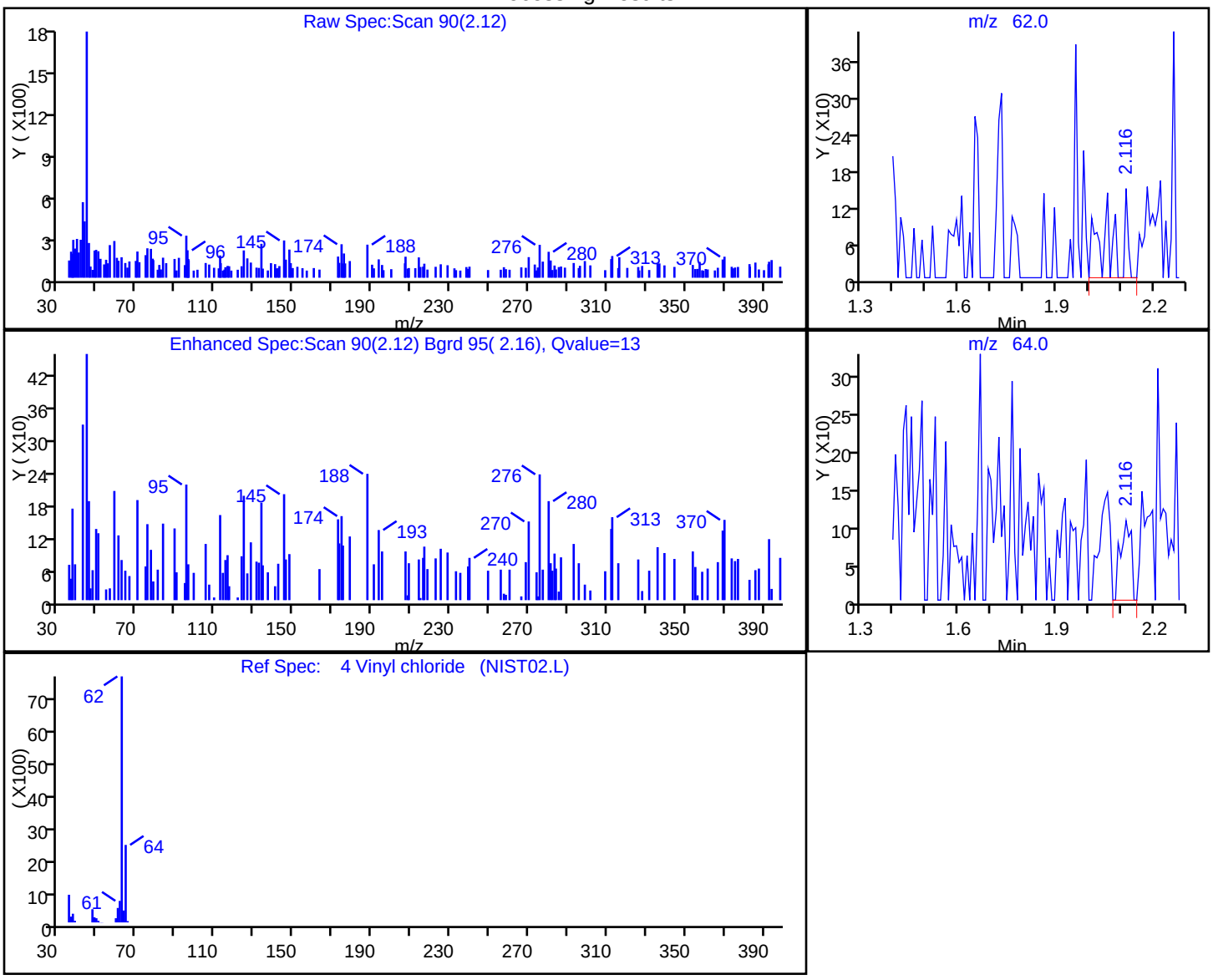

RT	Mass	Response	Amount
2.12	62.00	430	0.114559
2.12	64.00	242	

Reviewer: moroneyc, 12-Mar-2018 11:18:34

Audit Action: Marked Compound Undetected Audit Reason: Invalid Compound ID

FORM I
GC/MS VOA ORGANICS ANALYSIS DATA SHEET

Lab Name: TestAmerica Edison | Job No.: 460-151079-1

SDG No.:

Client Sample ID: TB-022718 | Lab Sample ID: 460-151079-60

Matrix: Water | Lab File ID: F60652.D

Analysis Method: 8260C | Date Collected: 02/27/2018 00:00

Sample wt/vol: 5(mL) | Date Analyzed: 03/12/2018 08:50

Soil Aliquot Vol: | Dilution Factor: 1

Soil Extract Vol.: | GC Column: Rtx-624 ID: 0.25(mm)

% Moisture: | Level: (low/med) Low

Analysis Batch No.: 502852 | Units: ug/L

CAS NO.	COMPOUND NAME	RESULT	Q	RL	MDL
71-55-6	1,1,1-Trichloroethane	0.28	U	1.0	0.28
79-34-5	1,1,2,2-Tetrachloroethane	0.19	U	1.0	0.19
79-00-5	1,1,2-Trichloroethane	0.080	U	1.0	0.080
75-34-3	1,1-Dichloroethane	0.24	U	1.0	0.24
75-35-4	1,1-Dichloroethene	0.34	U	1.0	0.34
87-61-6	1,2,3-Trichlorobenzene	0.35	U	1.0	0.35
120-82-1	1,2,4-Trichlorobenzene	0.27	U	1.0	0.27
96-12-8	1,2-Dibromo-3-Chloropropane	0.23	U	1.0	0.23
106-93-4	1,2-Dibromoethane	0.19	U	1.0	0.19
95-50-1	1,2-Dichlorobenzene	0.22	U	1.0	0.22
107-06-2	1,2-Dichloroethane	0.25	U	1.0	0.25
78-87-5	1,2-Dichloropropane	0.18	U	1.0	0.18
541-73-1	1,3-Dichlorobenzene	0.33	U	1.0	0.33
106-46-7	1,4-Dichlorobenzene	0.33	U	1.0	0.33
123-91-1	1,4-Dioxane	8.7	U	50	8.7
78-93-3	2-Butanone	2.2	U	5.0	2.2
591-78-6	2-Hexanone	0.72	U	5.0	0.72
108-10-1	4-Methyl-2-pentanone	0.63	U	5.0	0.63
67-64-1	Acetone	1.1	U	5.0	1.1
71-43-2	Benzene	0.090	U	1.0	0.090
74-97-5	Bromochloromethane	0.30	U	1.0	0.30
75-27-4	Bromodichloromethane	0.15	U	1.0	0.15
75-25-2	Bromoform	0.18	U	1.0	0.18
74-83-9	Bromomethane	0.18	U	1.0	0.18
75-15-0	Carbon disulfide	0.22	U	1.0	0.22
56-23-5	Carbon tetrachloride	0.33	U	1.0	0.33
108-90-7	Chlorobenzene	0.24	U	1.0	0.24
75-00-3	Chloroethane	0.37	U	1.0	0.37
67-66-3	Chloroform	0.22	U	1.0	0.22
74-87-3	Chloromethane	0.22	U	1.0	0.22
156-59-2	cis-1,2-Dichloroethene	0.26	U	1.0	0.26
10061-01-5	cis-1,3-Dichloropropene	0.16	U	1.0	0.16
110-82-7	Cyclohexane	0.26	U	1.0	0.26
124-48-1	Dibromochloromethane	0.22	U	1.0	0.22
75-71-8	Dichlorodifluoromethane	0.14	U	1.0	0.14
100-41-4	Ethylbenzene	0.30	U	1.0	0.30

FORM I
GC/MS VOA ORGANICS ANALYSIS DATA SHEET

Lab Name: TestAmerica Edison | Job No.: 460-151079-1

SDG No.:

Client Sample ID: TB-022718 | Lab Sample ID: 460-151079-60

Matrix: Water | Lab File ID: F60652.D

Analysis Method: 8260C | Date Collected: 02/27/2018 00:00

Sample wt/vol: 5(mL) | Date Analyzed: 03/12/2018 08:50

Soil Aliquot Vol: | Dilution Factor: 1

Soil Extract Vol.: | GC Column: Rtx-624 ID: 0.25(mm)

% Moisture: | Level: (low/med) Low

Analysis Batch No.: 502852 | Units: ug/L

CAS NO.	COMPOUND NAME	RESULT	Q	RL	MDL
76-13-1	Freon TF	0.34	U	1.0	0.34
98-82-8	Isopropylbenzene	0.32	U	1.0	0.32
179601-23-1	m&p-Xylene	0.28	U	1.0	0.28
79-20-9	Methyl acetate	0.58	U	5.0	0.58
108-87-2	Methylcyclohexane	0.22	U	1.0	0.22
75-09-2	Methylene Chloride	0.25	J	1.0	0.21
1634-04-4	MTBE	0.13	U	1.0	0.13
95-47-6	o-Xylene	0.32	U	1.0	0.32
100-42-5	Styrene	0.17	U	1.0	0.17
127-18-4	Tetrachloroethene	0.12	U	1.0	0.12
108-88-3	Toluene	0.25	U	1.0	0.25
156-60-5	trans-1,2-Dichloroethene	0.18	U	1.0	0.18
10061-02-6	trans-1,3-Dichloropropene	0.19	U	1.0	0.19
79-01-6	Trichloroethene	0.22	U	1.0	0.22
75-69-4	Trichlorofluoromethane	0.15	U	1.0	0.15
75-01-4	Vinyl chloride	0.060	U	1.0	0.060

CAS NO.	SURROGATE	%REC	Q	LIMITS
17060-07-0	1,2-Dichloroethane-d4 (Surr)	97		70-130
460-00-4	Bromofluorobenzene	110		70-130
1868-53-7	Dibromofluoromethane (Surr)	105		70-130
2037-26-5	Toluene-d8 (Surr)	99		70-130

FORM I
GC/MS VOA ORGANICS ANALYSIS DATA SHEET
TENTATIVELY IDENTIFIED COMPOUNDS

Lab Name: TestAmerica Edison Job No.: 460-151079-1

SDG No.:

Client Sample ID: TB-022718 Lab Sample ID: 460-151079-60

Matrix: Water Lab File ID: F60652.D

Analysis Method: 8260C Date Collected: 02/27/2018 00:00

Sample wt/vol: 5(mL) Date Analyzed: 03/12/2018 08:50

Soil Aliquot Vol: Dilution Factor: 1

Soil Extract Vol.: GC Column: Rtx-624 ID: 0.25(mm)

% Moisture: Level: (low/med) Low

Analysis Batch No.: 502852 Units: ug/L

Number TICs Found: 0 TIC Result Total: 0

CAS NO.	COMPOUND NAME	RT	RESULT	Q	MATCH QUALITY
	Tentatively Identified Compound		None		

TestAmerica Edison
Target Compound Quantitation Report

Data File: \\ChromNA\Edison\ChromData\CVOAMS6\20180312-68646.b\F60652.D
Lims ID: 460-151079-A-60
Client ID: TB-022718
Sample Type: Client
Inject. Date: 12-Mar-2018 08:50:30 ALS Bottle#: 9 Worklist Smp#: 10
Purge Vol: 5.000 mL Dil. Factor: 1.0000
Sample Info: 460-151079-A-60
Misc. Info.: 460-0068646-010
Operator ID: Instrument ID: CVOAMS6

Method: \\ChromNA\Edison\ChromData\CVOAMS6\20180312-68646.b\8260624W6.m
Limit Group: VOA - 8260C DKQP Water and Solid
Last Update: 12-Mar-2018 11:20:20 Calib Date: 09-Mar-2018 04:49:30
Integrator: RTE ID Type: Deconvolution ID
Quant Method: Internal Standard Quant By: Initial Calibration
Last ICal File: \\ChromNA\Edison\ChromData\CVOAMS6\20180309-68530.b\F60575.D

Column 1 : Rtx-624 (0.25 mm) Det: MS SCAN
Process Host: XAWRK007

First Level Reviewer: moroneyc Date: 12-Mar-2018 11:19:05

Compound	Sig	RT (min.)	Exp RT (min.)	Dlt RT (min.)	Q	Response	OnCol Amt ug/l	Flags
* 26 TBA-d9 (IS)	65	3.217	3.217	0.000	0	201116	1000.0	
27 Methylene Chloride	84	3.234	3.226	0.008	30	895	0.2458	
* 38 2-Butanone-d5	46	4.277	4.269	0.008	0	187742	250.0	
$ 51 Dibromofluoromethane (Surr	113	4.754	4.746	0.008	98	147694	52.4	
$ 56 1,2-Dichloroethane-d4 (Sur	65	5.099	5.091	0.008	0	145611	48.5	
* 61 Fluorobenzene	96	5.370	5.362	0.008	99	486934	50.0	
* 67 1,4-Dioxane-d8	96	6.069	6.052	0.017	0	20992	1000.0	
$ 78 Toluene-d8 (Surr)	98	7.030	7.022	0.008	99	493465	49.7	
* 89 Chlorobenzene-d5	117	8.821	8.813	0.008	84	409268	50.0	
$ 100 4-Bromofluorobenzene	174	10.070	10.070	0.000	96	217088	55.0	
* 116 1,4-Dichlorobenzene-d4	152	10.941	10.941	0.000	94	287269	50.0	

Reagents:

VOA6IS/SURR_00009 Amount Added: 5.00 Units: uL Run Reagent

Report Date: 12-Mar-2018 11:20:36 Chrom Revision: 2.2 08-Feb-2018 13:38:42

TestAmerica Edison

Data File: \\ChromNA\Edison\ChromData\CVOAMS6\20180312-68646.b\F60652.D

Injection Date:	12-Mar-2018 08:50:30	Instrument ID:	CVOAMS6	Operator ID:	
Lims ID:	460-151079-A-60	Lab Sample ID:	460-151079-60	Worklist Smp#:	10
Client ID:	TB-022718				
Purge Vol:	5.000 mL	Dil. Factor:	1.0000	ALS Bottle#:	9
Method:	8260624W6	Limit Group:	VOA - 8260C DKQP Water and Solid		

Column: Rtx-624 (0.25 mm)

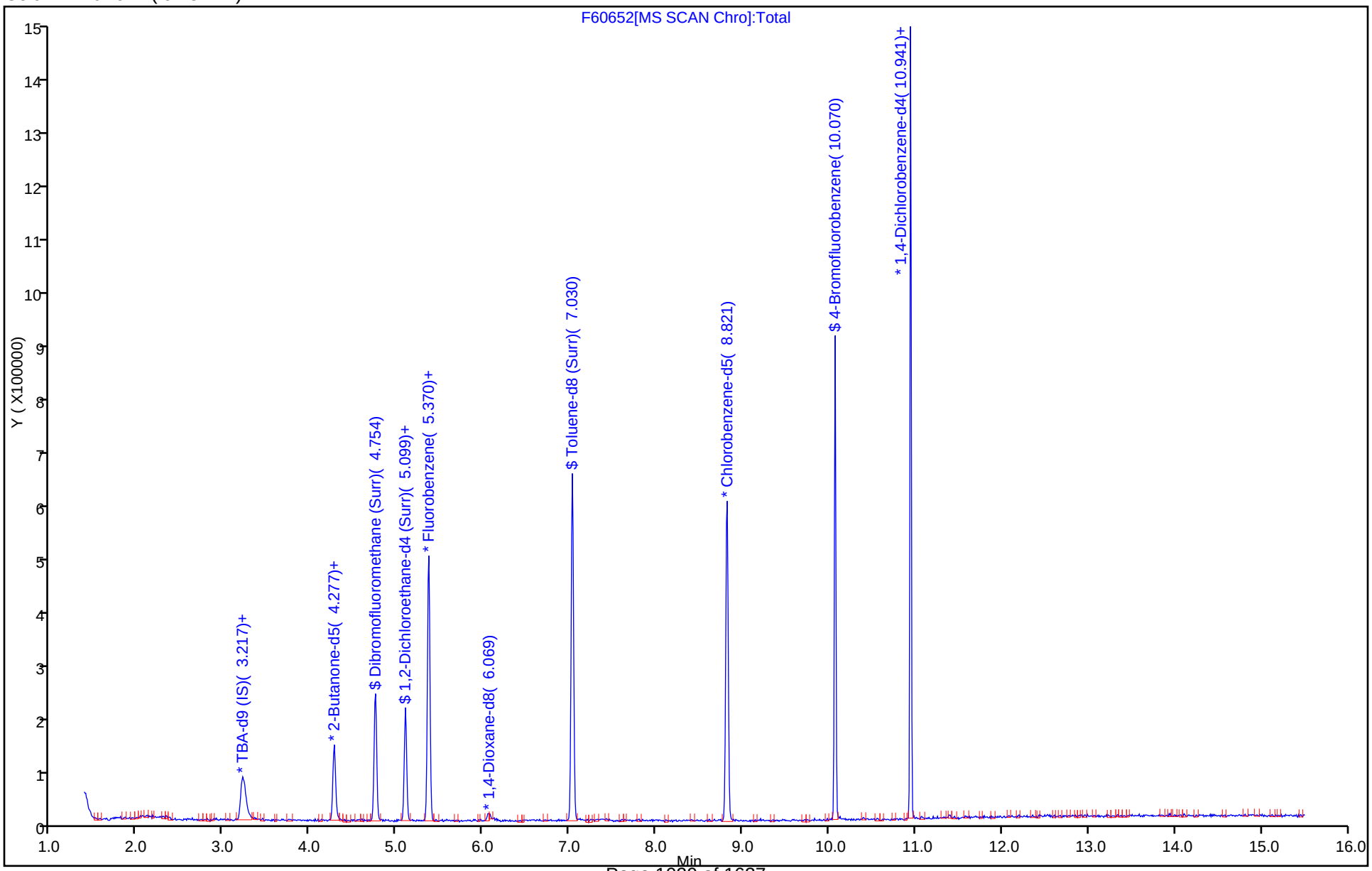

Report Date: 12-Mar-2018 11:20:36 Chrom Revision: 2.2 08-Feb-2018 13:38:42

TestAmerica Edison

Data File: \\ChromNA\Edison\ChromData\CVOAMS6\20180312-68646.b\F60652.D

Injection Date:	12-Mar-2018 08:50:30	Instrument ID:	CVOAMS6
Lims ID:	460-151079-A-60	Lab Sample ID:	460-151079-60
Client ID:	TB-022718		
Operator ID:		ALS Bottle#:	9 Worklist Smp#: 10
Purge Vol:	5.000 mL	Dil. Factor:	1.0000
Method:	8260624W6	Limit Group:	VOA - 8260C DKQP Water and Solid
Column:	Rtx-624 (0.25 mm)	Detector	MS SCAN

27 Methylene Chloride, CAS: 75-09-2

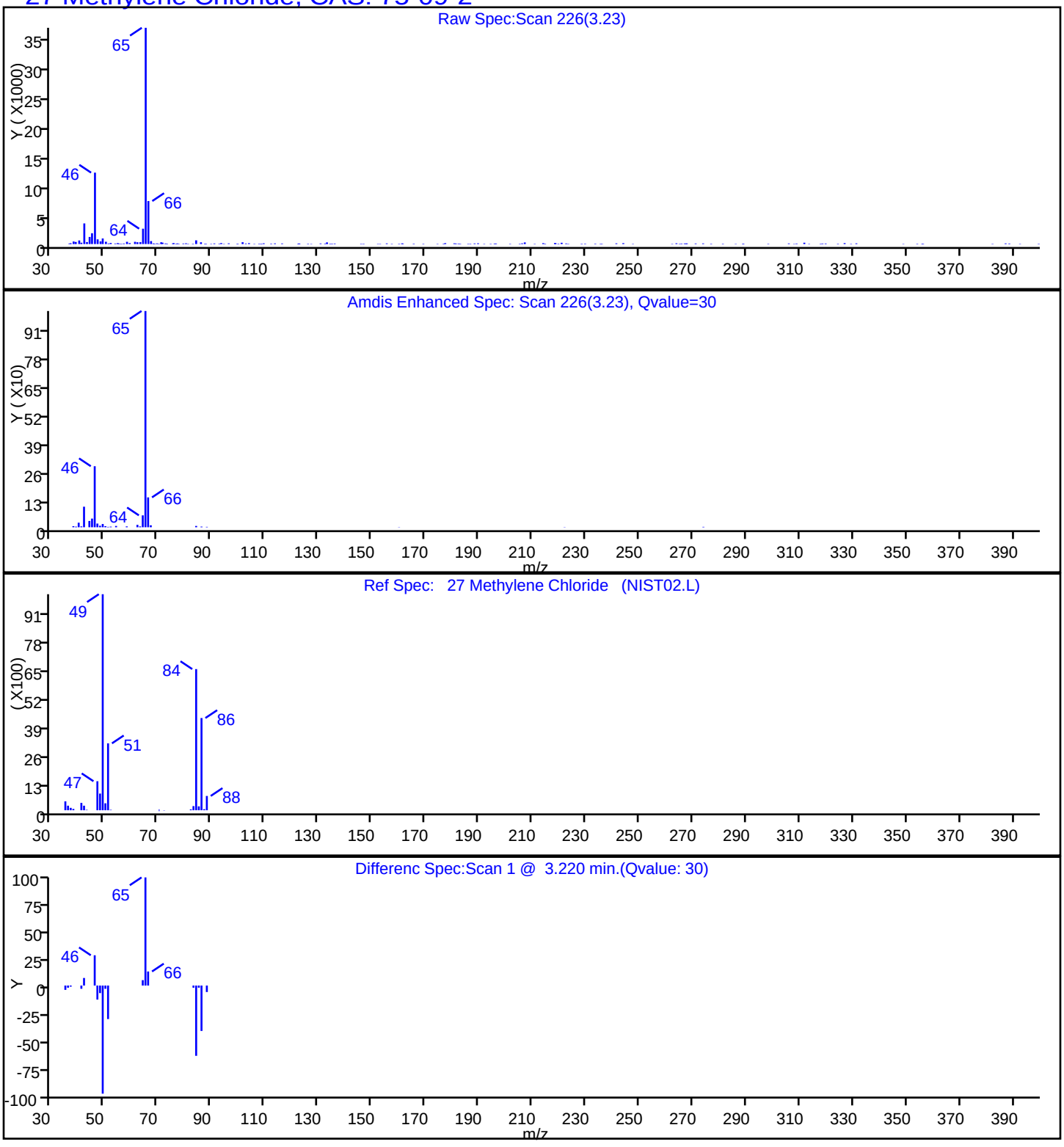

User Disabled Compound Report

TestAmerica Edison

Data File:	\\ChromNA\Edison\ChromData\CVOAMS6\20180312-68646.b\F60652.D		
Injection Date:	12-Mar-2018 08:50:30	Instrument ID:	CVOAMS6
Lims ID:	460-151079-A-60	Lab Sample ID:	460-151079-60
Client ID:	TB-022718		
Operator ID:		ALS Bottle#:	9 Worklist Smp#: 10
Purge Vol:	5.000 mL	Dil. Factor:	1.0000
Method:	8260624W6	Limit Group:	VOA - 8260C DKQP Water and Solid
Column:	Rtx-624 (0.25 mm)	Detector	MS SCAN

82 1,1,2-Trichloroethane, CAS: 79-00-5

Processing Results

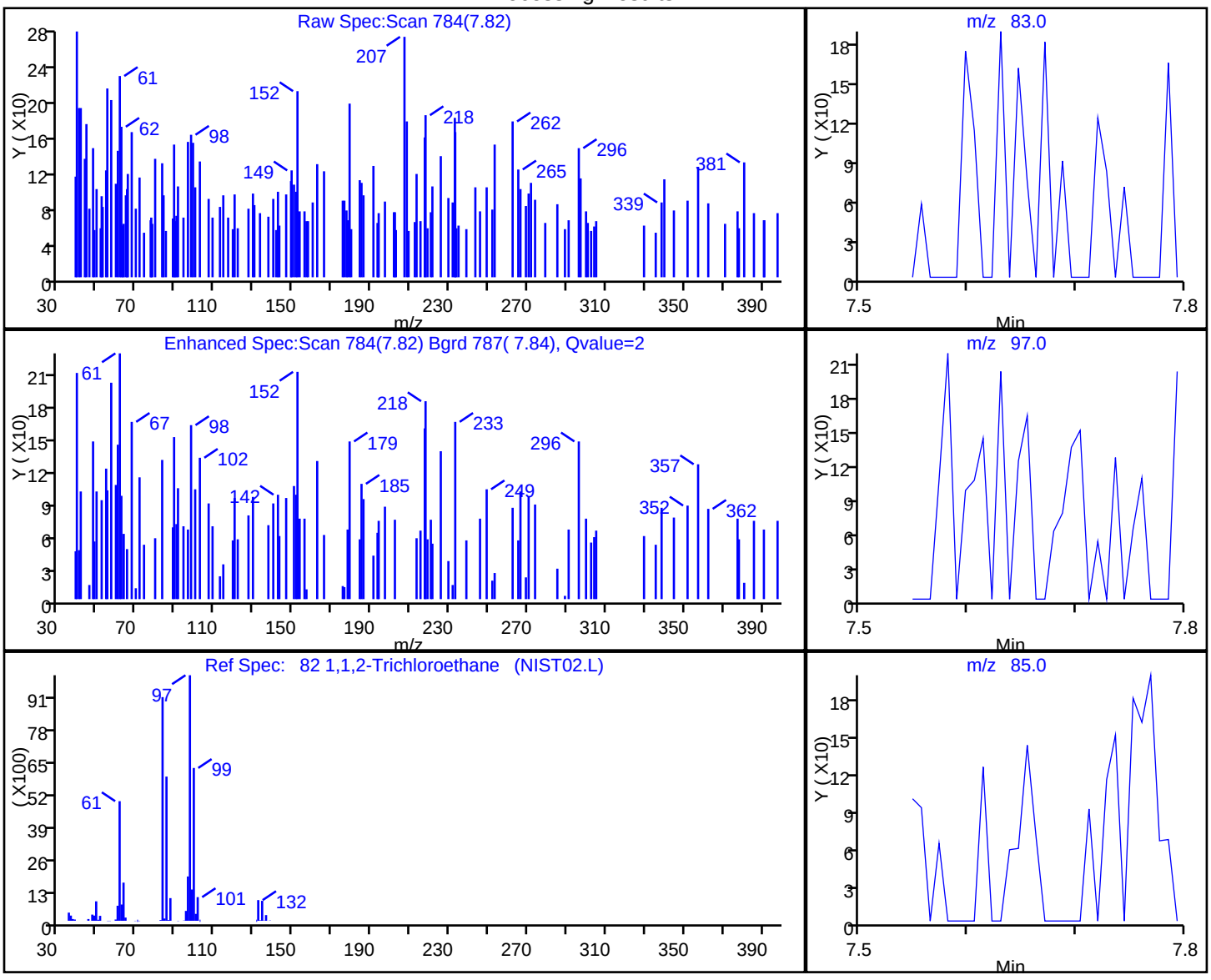

RT	Mass	Response	Amount
7.82	83.00	249	0.107074
7.82	97.00	254	
7.84	85.00	284	

Reviewer: moroneyc, 12-Mar-2018 11:19:05

Audit Action: Marked Compound Undetected Audit Reason: Invalid Compound ID

User Disabled Compound Report

TestAmerica Edison

Data File:	\\ChromNA\Edison\ChromData\CVOAMS6\20180312-68646.b\F60652.D		
Injection Date:	12-Mar-2018 08:50:30	Instrument ID:	CVOAMS6
Lims ID:	460-151079-A-60	Lab Sample ID:	460-151079-60
Client ID:	TB-022718		
Operator ID:		ALS Bottle#:	9 Worklist Smp#: 10
Purge Vol:	5.000 mL	Dil. Factor:	1.0000
Method:	8260624W6	Limit Group:	VOA - 8260C DKQP Water and Solid
Column:	Rtx-624 (0.25 mm)	Detector	MS SCAN

59 1,2-Dichloroethane, CAS: 107-06-2

Processing Results

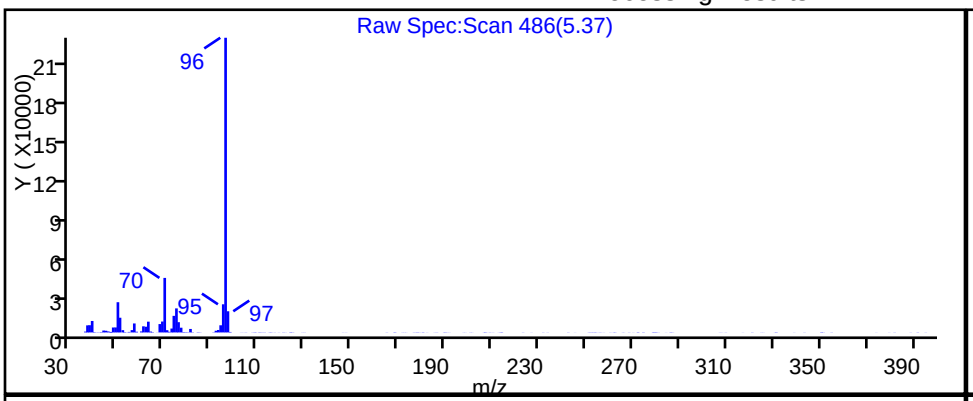

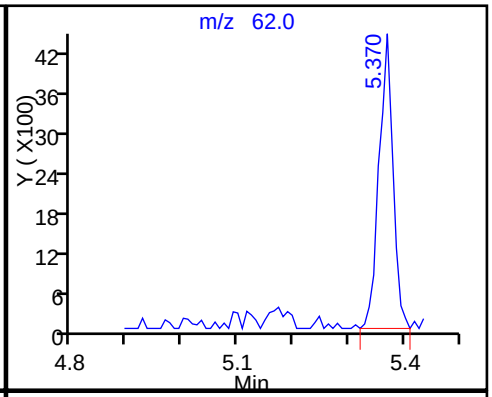

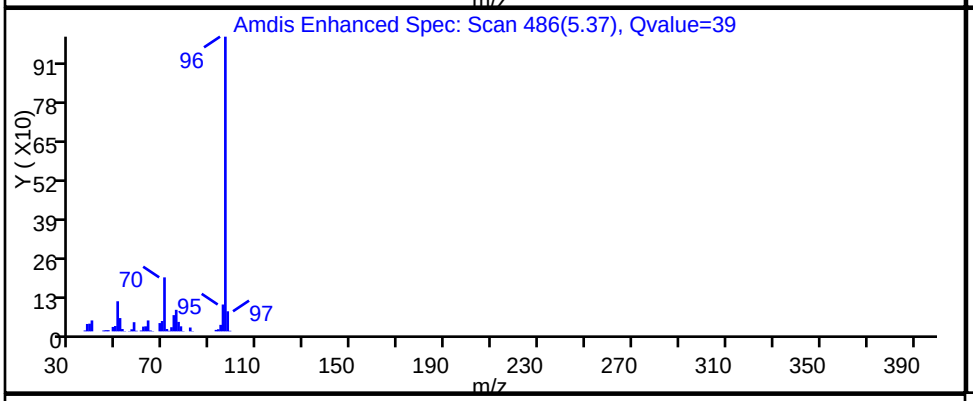

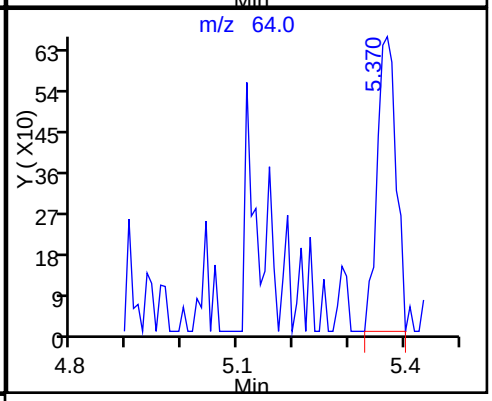

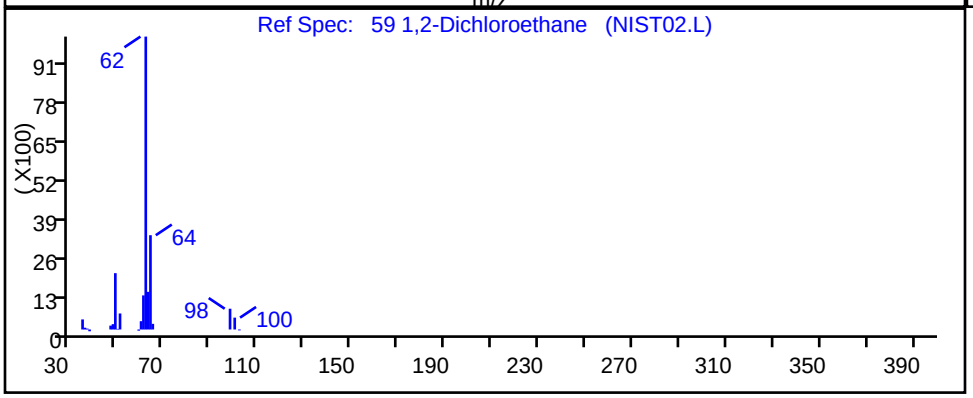

RT	Mass	Response	Amount
5.37	62.00	7834	1.889938
5.37	64.00	1556	

Reviewer: moroneyc, 12-Mar-2018 11:19:05

Audit Action: Marked Compound Undetected Audit Reason: Invalid Compound ID

User Disabled Compound Report

TestAmerica Edison

Data File:	\\ChromNA\Edison\ChromData\CVOAMS6\20180312-68646.b\F60652.D		
Injection Date:	12-Mar-2018 08:50:30	Instrument ID:	CVOAMS6
Lims ID:	460-151079-A-60	Lab Sample ID:	460-151079-60
Client ID:	TB-022718		
Operator ID:		ALS Bottle#:	9 Worklist Smp#: 10
Purge Vol:	5.000 mL	Dil. Factor:	1.0000
Method:	8260624W6	Limit Group:	VOA - 8260C DKQP Water and Solid
Column:	Rtx-624 (0.25 mm)	Detector	MS SCAN

41 2-Butanone (MEK), CAS: 78-93-3

Processing Results

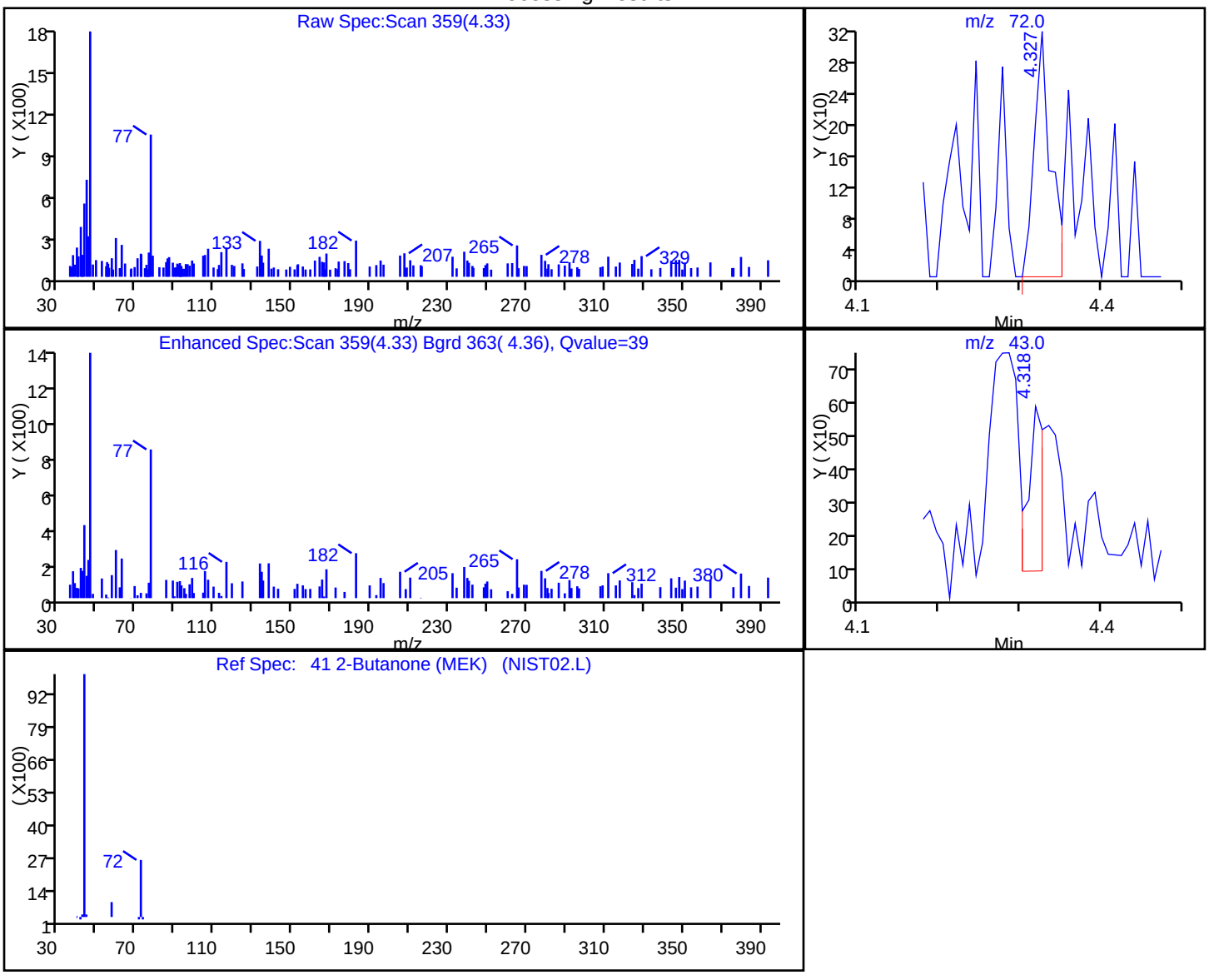

RT	Mass	Response	Amount
4.33	72.00	457	3.606553
4.32	43.00	658	

Reviewer: moroneyc, 12-Mar-2018 11:19:05

Audit Action: Marked Compound Undetected Audit Reason: Invalid Compound ID

User Disabled Compound Report

TestAmerica Edison

Data File:	\\ChromNA\Edison\ChromData\CVOAMS6\20180312-68646.b\F60652.D		
Injection Date:	12-Mar-2018 08:50:30	Instrument ID:	CVOAMS6
Lims ID:	460-151079-A-60	Lab Sample ID:	460-151079-60
Client ID:	TB-022718		
Operator ID:		ALS Bottle#:	9 Worklist Smp#: 10
Purge Vol:	5.000 mL	Dil. Factor:	1.0000
Method:	8260624W6	Limit Group:	VOA - 8260C DKQP Water and Solid
Column:	Rtx-624 (0.25 mm)	Detector	MS SCAN

18 Acetone, CAS: 67-64-1

Processing Results

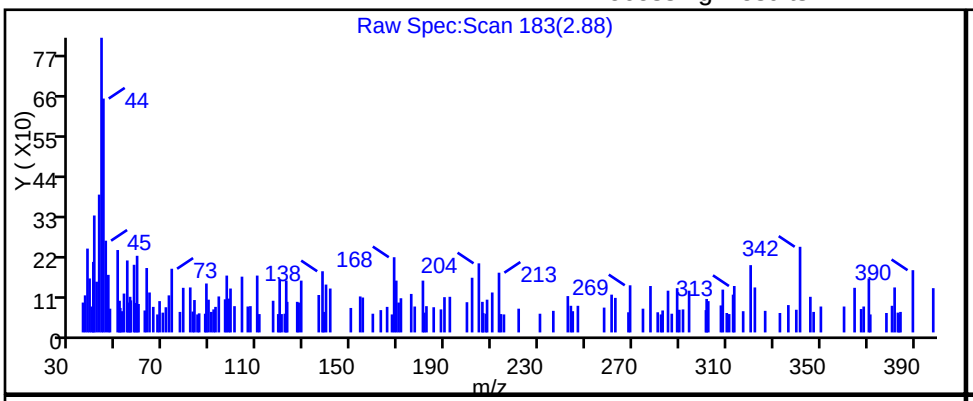

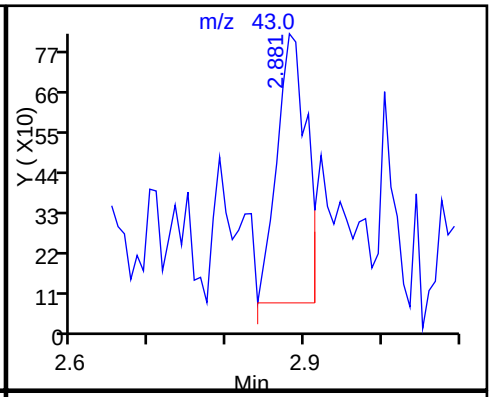

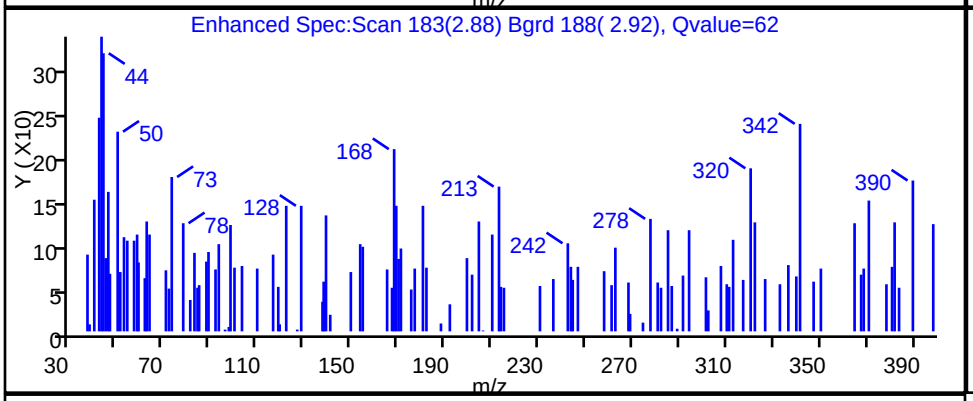

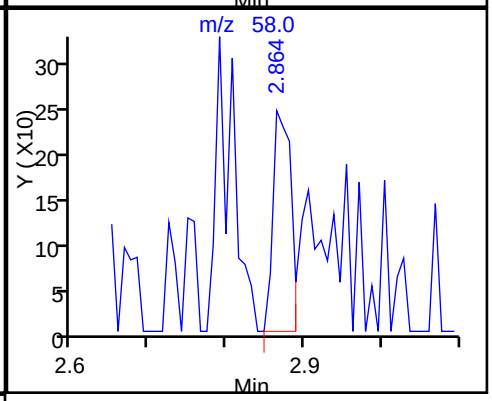

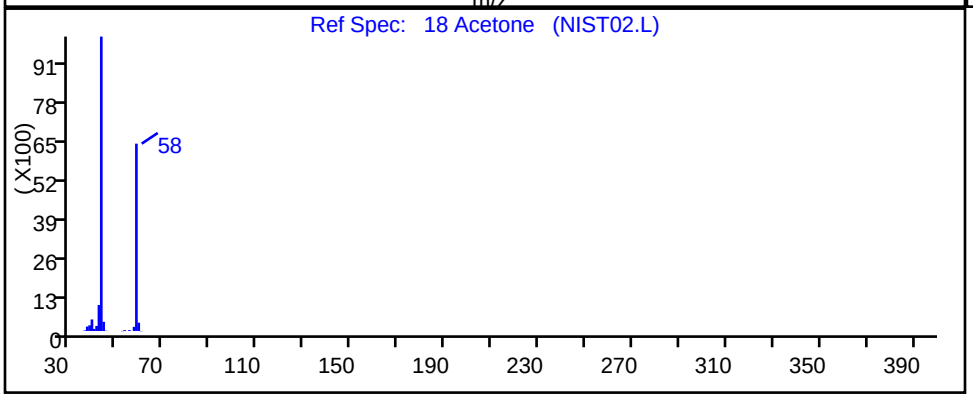

RT	Mass	Response	Amount
2.88	43.00	1999	2.746841
2.86	58.00	399	

Reviewer: moroneyc, 12-Mar-2018 11:19:05

Audit Action: Marked Compound Undetected Audit Reason: Invalid Compound ID

User Disabled Compound Report

TestAmerica Edison

Data File:	\\ChromNA\Edison\ChromData\CVOAMS6\20180312-68646.b\F60652.D		
Injection Date:	12-Mar-2018 08:50:30	Instrument ID:	CVOAMS6
Lims ID:	460-151079-A-60	Lab Sample ID:	460-151079-60
Client ID:	TB-022718		
Operator ID:		ALS Bottle#:	9 Worklist Smp#: 10
Purge Vol:	5.000 mL	Dil. Factor:	1.0000
Method:	8260624W6	Limit Group:	VOA - 8260C DKQP Water and Solid
Column:	Rtx-624 (0.25 mm)	Detector	MS SCAN

55 Benzene, CAS: 71-43-2

Processing Results

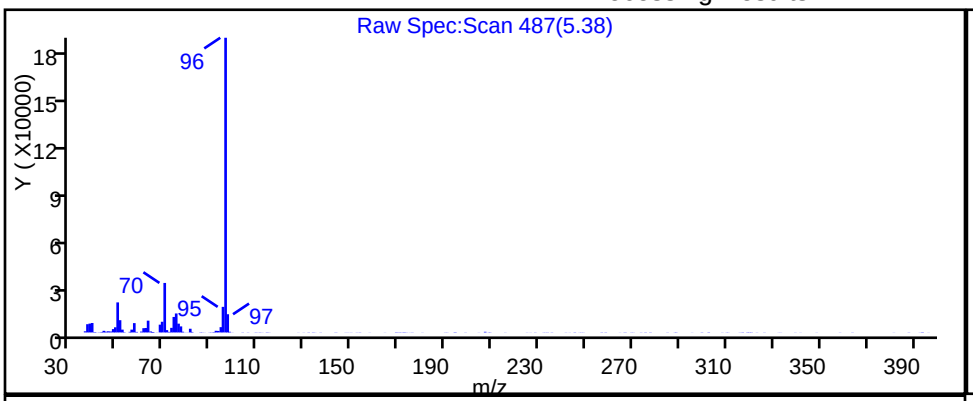

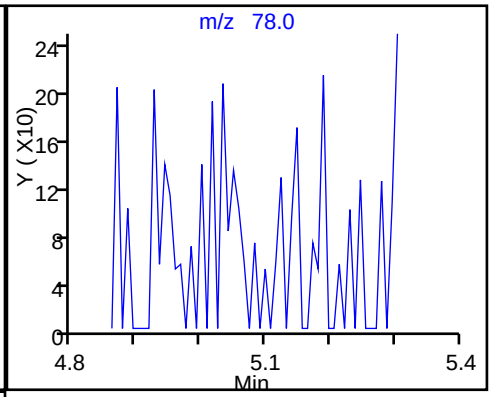

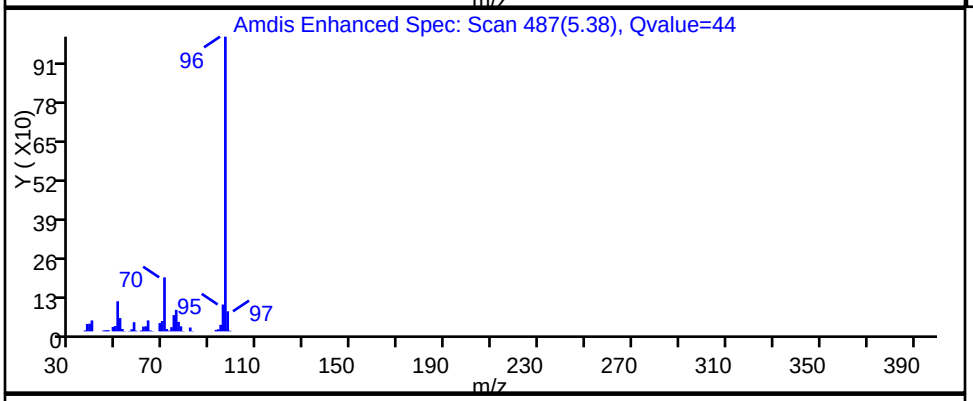

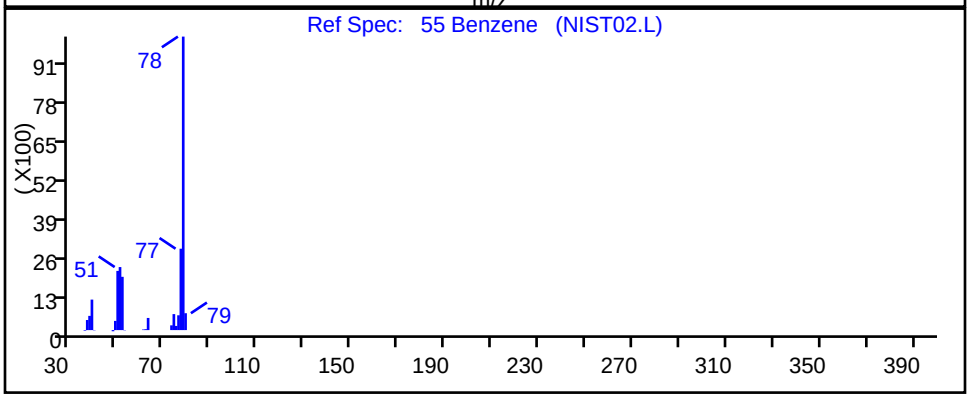

RT	Mass	Response	Amount
5.38	78.00	1129	0.095419

Reviewer: moroneyc, 12-Mar-2018 11:19:05

Audit Action: Marked Compound Undetected Audit Reason: Invalid Compound ID

User Disabled Compound Report

TestAmerica Edison

Data File:	\\ChromNA\Edison\ChromData\CVOAMS6\20180312-68646.b\F60652.D		
Injection Date:	12-Mar-2018 08:50:30	Instrument ID:	CVOAMS6
Lims ID:	460-151079-A-60	Lab Sample ID:	460-151079-60
Client ID:	TB-022718		
Operator ID:		ALS Bottle#:	9 Worklist Smp#: 10
Purge Vol:	5.000 mL	Dil. Factor:	1.0000
Method:	8260624W6	Limit Group:	VOA - 8260C DKQP Water and Solid
Column:	Rtx-624 (0.25 mm)	Detector	MS SCAN

6 Bromomethane, CAS: 74-83-9

Processing Results

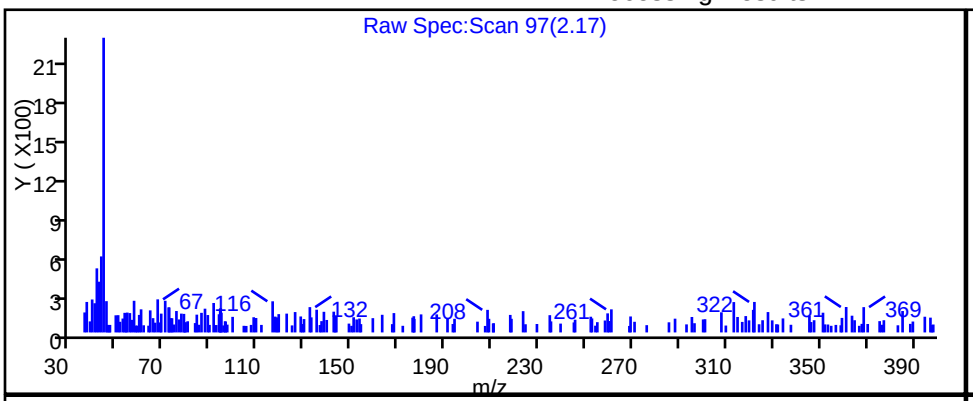

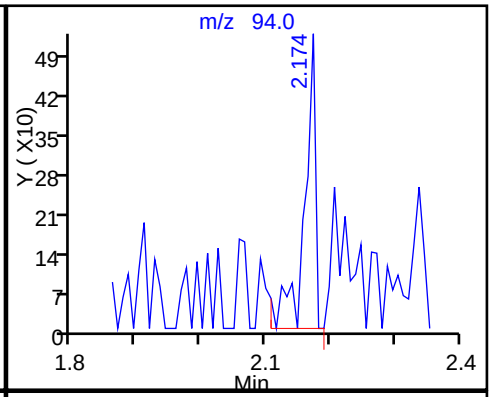

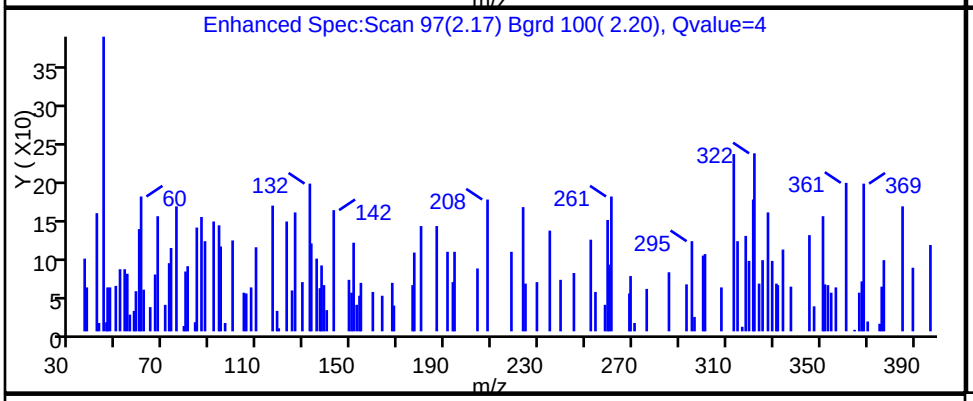

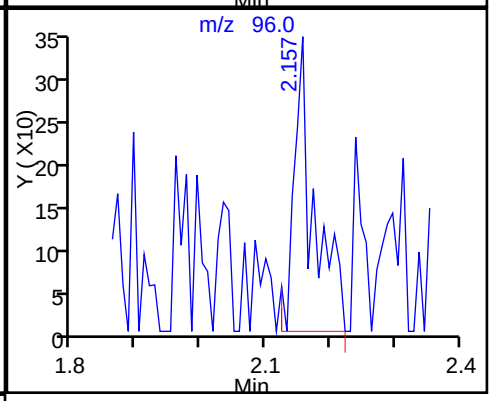

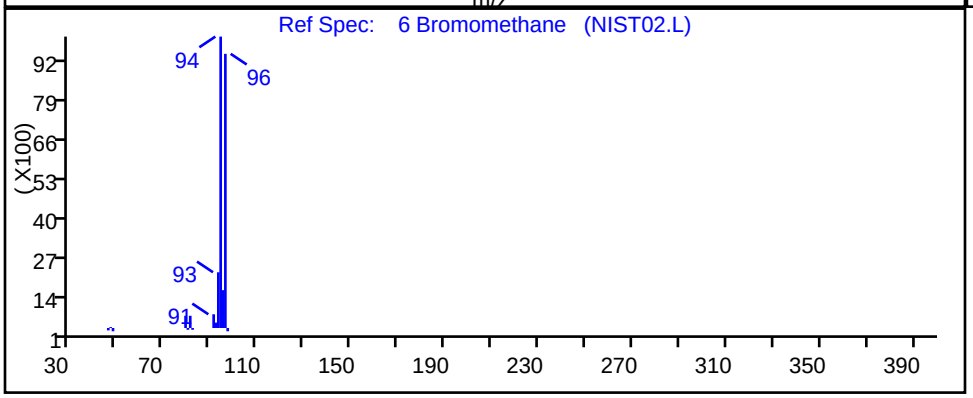

RT	Mass	Response	Amount
2.17	94.00	614	0.260016
2.16	96.00	741	

Reviewer: moroneyc, 12-Mar-2018 11:19:05

Audit Action: Marked Compound Undetected Audit Reason: Invalid Compound ID

FORM I
GC/MS VOA ORGANICS ANALYSIS DATA SHEET

Lab Name: TestAmerica Edison | Job No.: 460-151079-1

SDG No.:

Client Sample ID: DUP-07 | Lab Sample ID: 460-151079-62

Matrix: Water | Lab File ID: F60653.D

Analysis Method: 8260C | Date Collected: 02/27/2018 00:00

Sample wt/vol: 5(mL) | Date Analyzed: 03/12/2018 09:14

Soil Aliquot Vol: | Dilution Factor: 1

Soil Extract Vol.: | GC Column: Rtx-624 ID: 0.25(mm)

% Moisture: | Level: (low/med) Low

Analysis Batch No.: 502852 | Units: ug/L

CAS NO.	COMPOUND NAME	RESULT	Q	RL	MDL
71-55-6	1,1,1-Trichloroethane	0.28	U	1.0	0.28
79-34-5	1,1,2,2-Tetrachloroethane	0.19	U	1.0	0.19
79-00-5	1,1,2-Trichloroethane	0.080	U	1.0	0.080
75-34-3	1,1-Dichloroethane	0.24	U	1.0	0.24
75-35-4	1,1-Dichloroethene	0.34	U	1.0	0.34
87-61-6	1,2,3-Trichlorobenzene	0.35	U	1.0	0.35
120-82-1	1,2,4-Trichlorobenzene	0.27	U	1.0	0.27
96-12-8	1,2-Dibromo-3-Chloropropane	0.23	U	1.0	0.23
106-93-4	1,2-Dibromoethane	0.19	U	1.0	0.19
95-50-1	1,2-Dichlorobenzene	0.22	U	1.0	0.22
107-06-2	1,2-Dichloroethane	0.25	U	1.0	0.25
78-87-5	1,2-Dichloropropane	0.18	U	1.0	0.18
541-73-1	1,3-Dichlorobenzene	0.33	U	1.0	0.33
106-46-7	1,4-Dichlorobenzene	0.33	U	1.0	0.33
123-91-1	1,4-Dioxane	8.7	U	50	8.7
78-93-3	2-Butanone	2.2	U	5.0	2.2
591-78-6	2-Hexanone	0.72	U	5.0	0.72
108-10-1	4-Methyl-2-pentanone	0.63	U	5.0	0.63
67-64-1	Acetone	16		5.0	1.1
71-43-2	Benzene	0.098	J	1.0	0.090
74-97-5	Bromochloromethane	0.30	U	1.0	0.30
75-27-4	Bromodichloromethane	0.15	U	1.0	0.15
75-25-2	Bromoform	0.18	U	1.0	0.18
74-83-9	Bromomethane	0.18	U	1.0	0.18
75-15-0	Carbon disulfide	0.22	U	1.0	0.22
56-23-5	Carbon tetrachloride	0.33	U	1.0	0.33
108-90-7	Chlorobenzene	0.24	U	1.0	0.24
75-00-3	Chloroethane	0.37	U	1.0	0.37
67-66-3	Chloroform	0.22	U	1.0	0.22
74-87-3	Chloromethane	0.22	U	1.0	0.22
156-59-2	cis-1,2-Dichloroethene	0.68	J	1.0	0.26
10061-01-5	cis-1,3-Dichloropropene	0.16	U	1.0	0.16
110-82-7	Cyclohexane	0.26	U	1.0	0.26
124-48-1	Dibromochloromethane	0.22	U	1.0	0.22
75-71-8	Dichlorodifluoromethane	0.14	U	1.0	0.14
100-41-4	Ethylbenzene	0.30	U	1.0	0.30

FORM I
GC/MS VOA ORGANICS ANALYSIS DATA SHEET

Lab Name: TestAmerica Edison | Job No.: 460-151079-1

SDG No.:

Client Sample ID: DUP-07 | Lab Sample ID: 460-151079-62

Matrix: Water | Lab File ID: F60653.D

Analysis Method: 8260C | Date Collected: 02/27/2018 00:00

Sample wt/vol: 5(mL) | Date Analyzed: 03/12/2018 09:14

Soil Aliquot Vol: | Dilution Factor: 1

Soil Extract Vol.: | GC Column: Rtx-624 ID: 0.25(mm)

% Moisture: | Level: (low/med) Low

Analysis Batch No.: 502852 | Units: ug/L

CAS NO.	COMPOUND NAME	RESULT	Q	RL	MDL
76-13-1	Freon TF	0.34	U	1.0	0.34
98-82-8	Isopropylbenzene	0.32	U	1.0	0.32
179601-23-1	m&p-Xylene	0.28	U	1.0	0.28
79-20-9	Methyl acetate	0.58	U	5.0	0.58
108-87-2	Methylcyclohexane	0.22	U	1.0	0.22
75-09-2	Methylene Chloride	0.47	J	1.0	0.21
1634-04-4	MTBE	0.13	U	1.0	0.13
95-47-6	o-Xylene	0.32	U	1.0	0.32
100-42-5	Styrene	0.17	U	1.0	0.17
127-18-4	Tetrachloroethene	0.12	U	1.0	0.12
108-88-3	Toluene	0.51	J	1.0	0.25
156-60-5	trans-1,2-Dichloroethene	0.18	U	1.0	0.18
10061-02-6	trans-1,3-Dichloropropene	0.19	U	1.0	0.19
79-01-6	Trichloroethene	0.22	U	1.0	0.22
75-69-4	Trichlorofluoromethane	0.15	U	1.0	0.15
75-01-4	Vinyl chloride	0.060	U	1.0	0.060

CAS NO.	SURROGATE	%REC	Q	LIMITS
17060-07-0	1,2-Dichloroethane-d4 (Surr)	99		70-130
460-00-4	Bromofluorobenzene	108		70-130
1868-53-7	Dibromofluoromethane (Surr)	107		70-130
2037-26-5	Toluene-d8 (Surr)	94		70-130

FORM I
GC/MS VOA ORGANICS ANALYSIS DATA SHEET
TENTATIVELY IDENTIFIED COMPOUNDS

Lab Name: TestAmerica Edison Job No.: 460-151079-1

SDG No.:

Client Sample ID: DUP-07 Lab Sample ID: 460-151079-62

Matrix: Water Lab File ID: F60653.D

Analysis Method: 8260C Date Collected: 02/27/2018 00:00

Sample wt/vol: 5(mL) Date Analyzed: 03/12/2018 09:14

Soil Aliquot Vol: Dilution Factor: 1

Soil Extract Vol.: GC Column: Rtx-624 ID: 0.25(mm)

% Moisture: Level: (low/med) Low

Analysis Batch No.: 502852 Units: ug/L

Number TICs Found: 0 TIC Result Total: 0

CAS NO.	COMPOUND NAME	RT	RESULT	Q	MATCH QUALITY
	Tentatively Identified Compound		None		

TestAmerica Edison
Target Compound Quantitation Report

Data File: \\ChromNA\Edison\ChromData\CVOAMS6\20180312-68646.b\F60653.D
Lims ID: 460-151079-A-62
Client ID: DUP-07
Sample Type: Client
Inject. Date: 12-Mar-2018 09:14:30 ALS Bottle#: 10 Worklist Smp#: 11
Purge Vol: 5.000 mL Dil. Factor: 1.0000
Sample Info: 460-151079-A-62
Misc. Info.: 460-0068646-011
Operator ID: Instrument ID: CVOAMS6

Method: \\ChromNA\Edison\ChromData\CVOAMS6\20180312-68646.b\8260624W6.m
Limit Group: VOA - 8260C DKQP Water and Solid
Last Update: 12-Mar-2018 11:20:20 Calib Date: 09-Mar-2018 04:49:30
Integrator: RTE ID Type: Deconvolution ID
Quant Method: Internal Standard Quant By: Initial Calibration
Last ICal File: \\ChromNA\Edison\ChromData\CVOAMS6\20180309-68530.b\F60575.D

Column 1 : Rtx-624 (0.25 mm) Det: MS SCAN
Process Host: XAWRK007

First Level Reviewer: moroneyc Date: 12-Mar-2018 11:19:46

Compound	Sig	RT (min.)	Exp RT (min.)	Dlt RT (min.)	Q	Response	OnCol Amt ug/l	Flags
18 Acetone	43	2.881	2.872	0.009	80	11662	15.9	
* 26 TBA-d9 (IS)	65	3.217	3.217	0.000	0	196741	1000.0	
27 Methylene Chloride	84	3.234	3.226	0.008	30	1577	0.4694	
* 38 2-Butanone-d5	46	4.269	4.269	0.000	0	189652	250.0	
40 cis-1,2-Dichloroethene	96	4.319	4.310	0.009	33	2266	0.6759	
$ 51 Dibromofluoromethane (Surr	113	4.754	4.746	0.008	97	139597	53.7	
55 Benzene	78	5.083	5.083	0.000	42	1119	0.0977	
$ 56 1,2-Dichloroethane-d4 (Sur	65	5.099	5.091	0.008	0	136913	49.4	
* 61 Fluorobenzene	96	5.370	5.362	0.008	99	449226	50.0	
* 67 1,4-Dioxane-d8	96	6.061	6.052	0.009	0	20597	1000.0	
$ 78 Toluene-d8 (Surr)	98	7.030	7.022	0.008	99	450277	46.9	
79 Toluene	91	7.104	7.104	0.000	77	6359	0.5083	
* 89 Chlorobenzene-d5	117	8.821	8.813	0.008	85	396148	50.0	
$ 100 4-Bromofluorobenzene	174	10.070	10.070	0.000	94	206409	54.1	
* 116 1,4-Dichlorobenzene-d4	152	10.941	10.941	0.000	93	263738	50.0	

Reagents:

VOA6IS/SURR_00009 Amount Added: 5.00 Units: uL Run Reagent

Report Date: 12-Mar-2018 11:20:38 Chrom Revision: 2.2 08-Feb-2018 13:38:42

TestAmerica Edison

Data File: \\ChromNA\Edison\ChromData\CVOAMS6\20180312-68646.b\F60653.D

Injection Date:	12-Mar-2018 09:14:30	Instrument ID:	CVOAMS6	Operator ID:	
Lims ID:	460-151079-A-62	Lab Sample ID:	460-151079-62	Worklist Smp#:	11
Client ID:	DUP-07				
Purge Vol:	5.000 mL	Dil. Factor:	1.0000	ALS Bottle#:	10
Method:	8260624W6	Limit Group:	VOA - 8260C DKQP Water and Solid		

Column: Rtx-624 (0.25 mm)

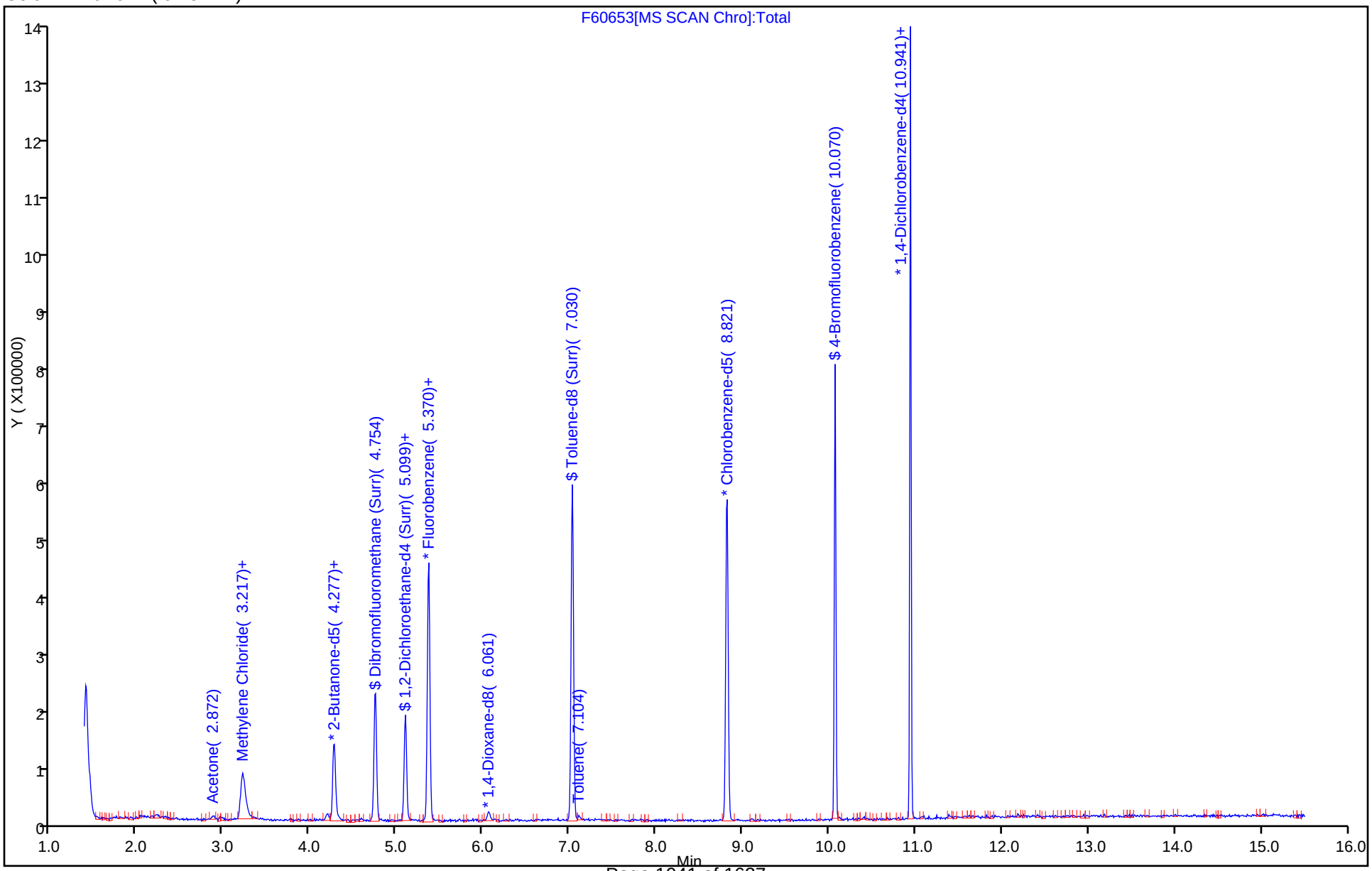

Report Date: 12-Mar-2018 11:20:38 Chrom Revision: 2.2 08-Feb-2018 13:38:42

TestAmerica Edison

Data File: \\ChromNA\Edison\ChromData\CVOAMS6\20180312-68646.b\F60653.D

Injection Date:	12-Mar-2018 09:14:30	Instrument ID:	CVOAMS6
Lims ID:	460-151079-A-62	Lab Sample ID:	460-151079-62
Client ID:	DUP-07		
Operator ID:		ALS Bottle#:	10 Worklist Smp#: 11
Purge Vol:	5.000 mL	Dil. Factor:	1.0000
Method:	8260624W6	Limit Group:	VOA - 8260C DKQP Water and Solid
Column:	Rtx-624 (0.25 mm)	Detector	MS SCAN

18 Acetone, CAS: 67-64-1

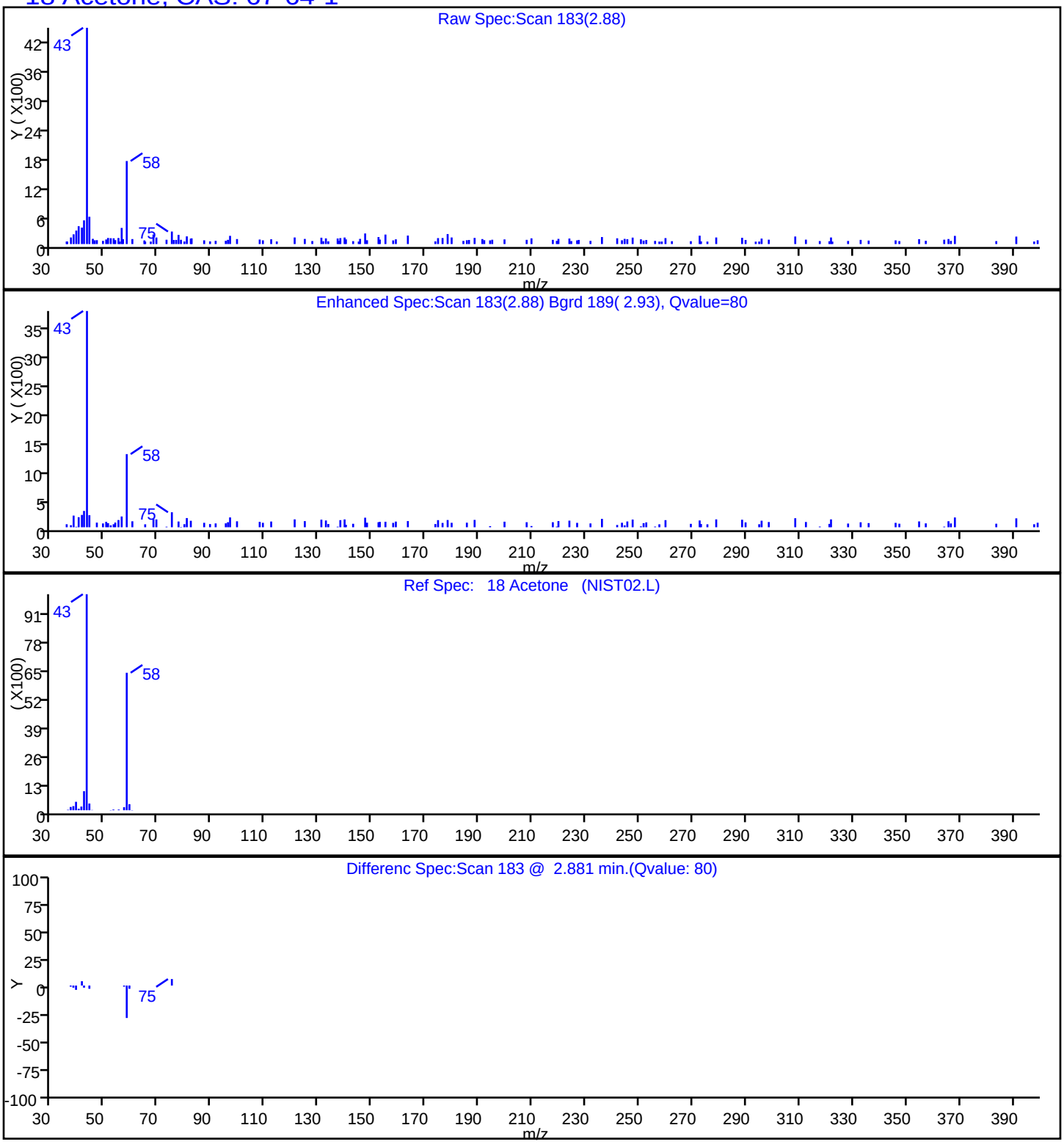

Report Date: 12-Mar-2018 11:20:38 Chrom Revision: 2.2 08-Feb-2018 13:38:42

TestAmerica Edison

Data File: \\ChromNA\Edison\ChromData\CVOAMS6\20180312-68646.b\F60653.D

Injection Date:	12-Mar-2018 09:14:30	Instrument ID:	CVOAMS6
Lims ID:	460-151079-A-62	Lab Sample ID:	460-151079-62
Client ID:	DUP-07		
Operator ID:		ALS Bottle#:	10 Worklist Smp#: 11
Purge Vol:	5.000 mL	Dil. Factor:	1.0000
Method:	8260624W6	Limit Group:	VOA - 8260C DKQP Water and Solid
Column:	Rtx-624 (0.25 mm)	Detector	MS SCAN

55 Benzene, CAS: 71-43-2

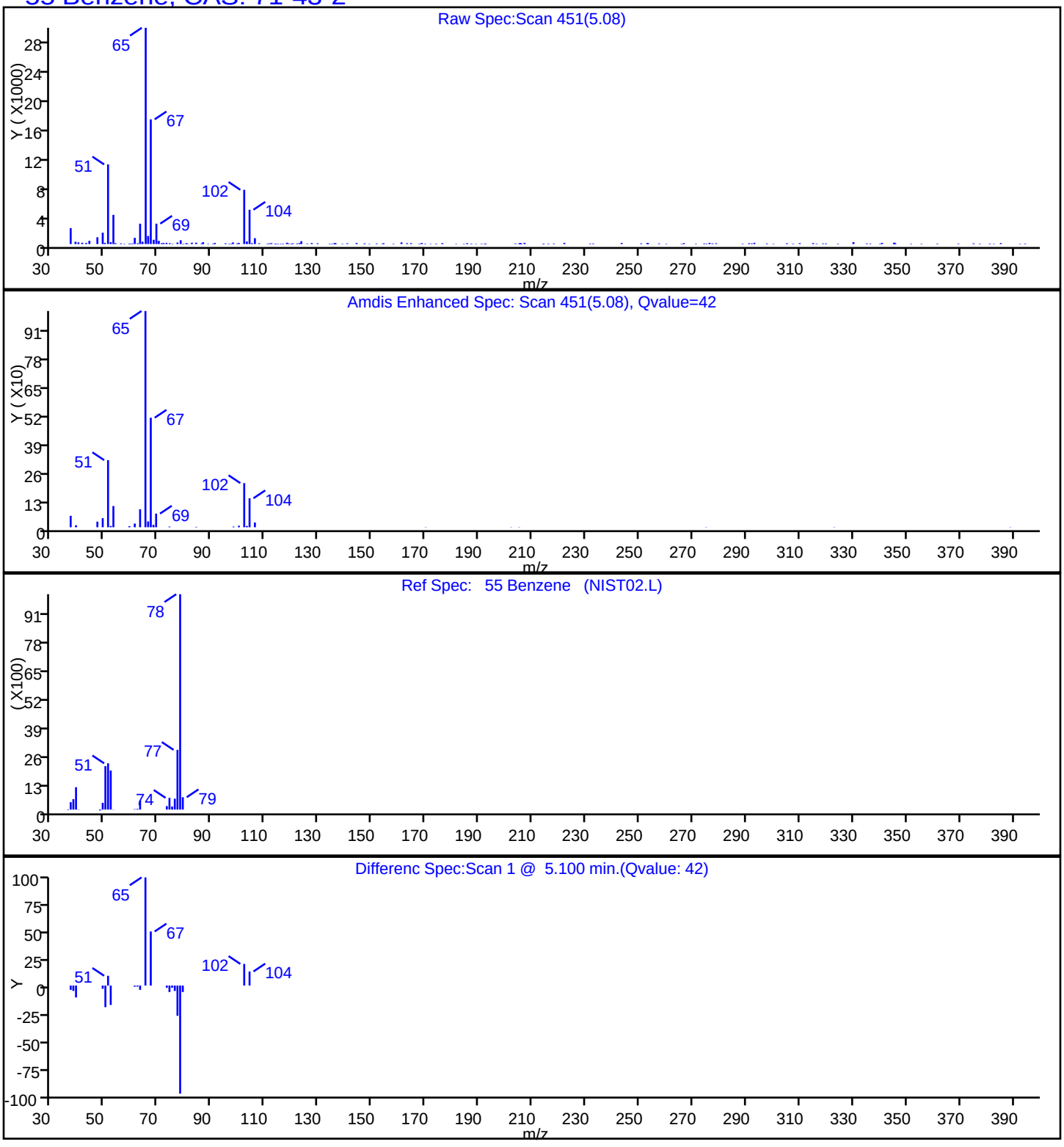

Report Date: 12-Mar-2018 11:20:38 Chrom Revision: 2.2 08-Feb-2018 13:38:42

TestAmerica Edison

Data File: \\ChromNA\Edison\ChromData\CVOAMS6\20180312-68646.b\F60653.D

Injection Date:	12-Mar-2018 09:14:30	Instrument ID:	CVOAMS6
Lims ID:	460-151079-A-62	Lab Sample ID:	460-151079-62
Client ID:	DUP-07		
Operator ID:		ALS Bottle#:	10 Worklist Smp#: 11
Purge Vol:	5.000 mL	Dil. Factor:	1.0000
Method:	8260624W6	Limit Group:	VOA - 8260C DKQP Water and Solid
Column:	Rtx-624 (0.25 mm)	Detector	MS SCAN

40 cis-1,2-Dichloroethene, CAS: 156-59-2

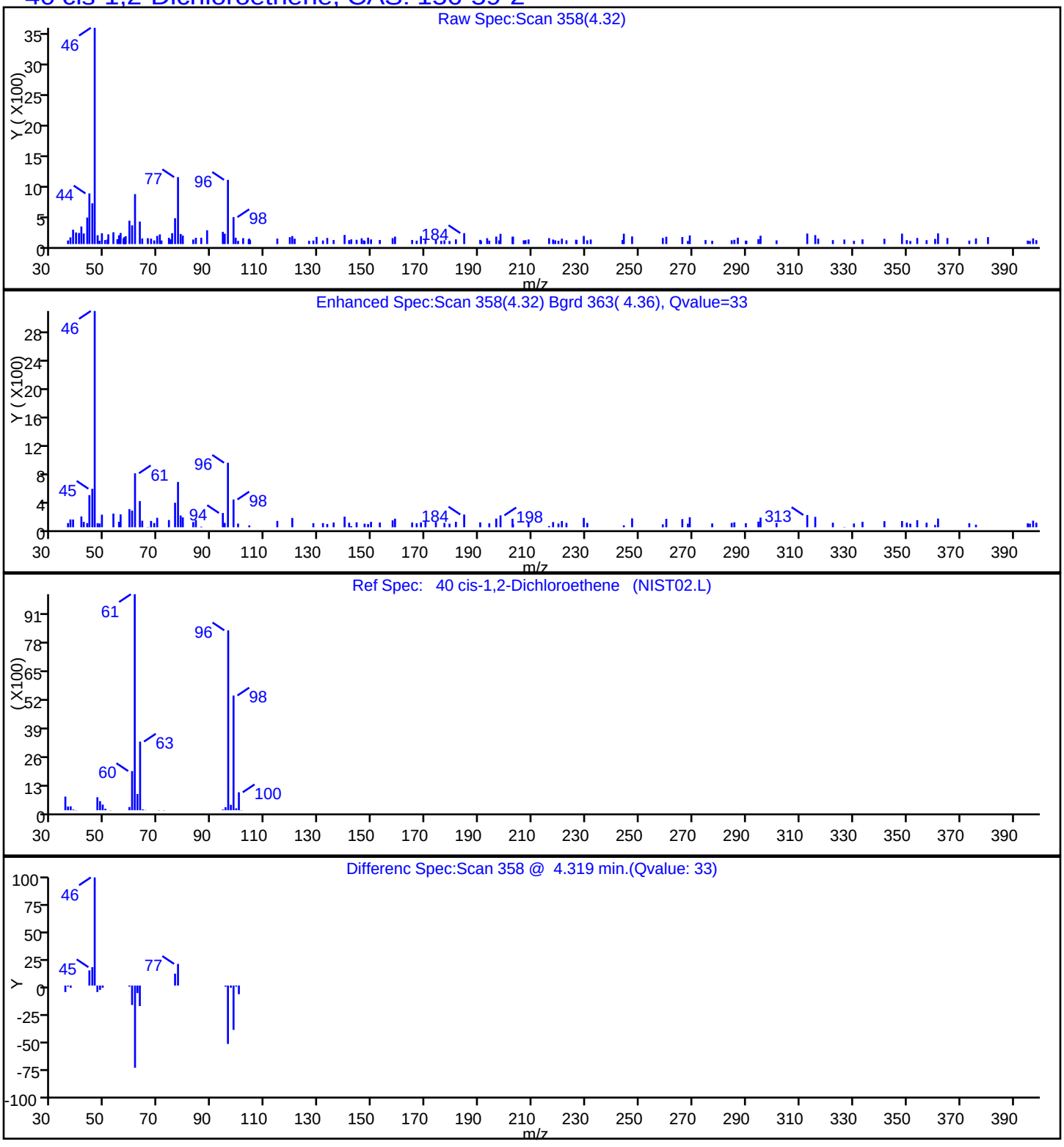

Report Date: 12-Mar-2018 11:20:38 Chrom Revision: 2.2 08-Feb-2018 13:38:42

TestAmerica Edison

Data File: \\ChromNA\Edison\ChromData\CVOAMS6\20180312-68646.b\F60653.D

Injection Date:	12-Mar-2018 09:14:30	Instrument ID:	CVOAMS6
Lims ID:	460-151079-A-62	Lab Sample ID:	460-151079-62
Client ID:	DUP-07		
Operator ID:		ALS Bottle#:	10 Worklist Smp#: 11
Purge Vol:	5.000 mL	Dil. Factor:	1.0000
Method:	8260624W6	Limit Group:	VOA - 8260C DKQP Water and Solid
Column:	Rtx-624 (0.25 mm)	Detector	MS SCAN

27 Methylene Chloride, CAS: 75-09-2

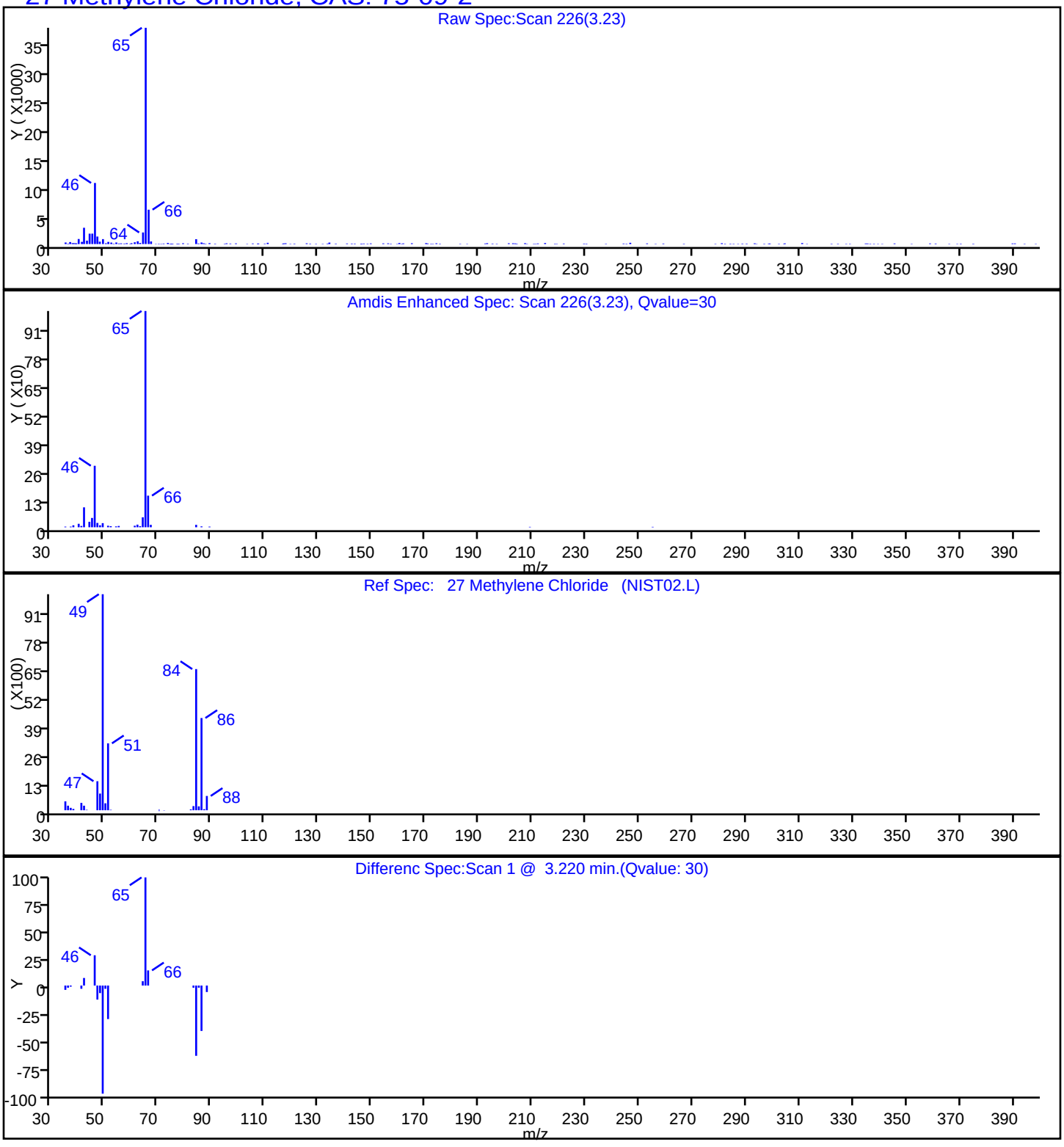

Report Date: 12-Mar-2018 11:20:38 Chrom Revision: 2.2 08-Feb-2018 13:38:42

TestAmerica Edison

Data File: \\ChromNA\Edison\ChromData\CVOAMS6\20180312-68646.b\F60653.D

Injection Date:	12-Mar-2018 09:14:30	Instrument ID:	CVOAMS6
Lims ID:	460-151079-A-62	Lab Sample ID:	460-151079-62
Client ID:	DUP-07		
Operator ID:		ALS Bottle#:	10 Worklist Smp#: 11
Purge Vol:	5.000 mL	Dil. Factor:	1.0000
Method:	8260624W6	Limit Group:	VOA - 8260C DKQP Water and Solid
Column:	Rtx-624 (0.25 mm)	Detector	MS SCAN

79 Toluene, CAS: 108-88-3

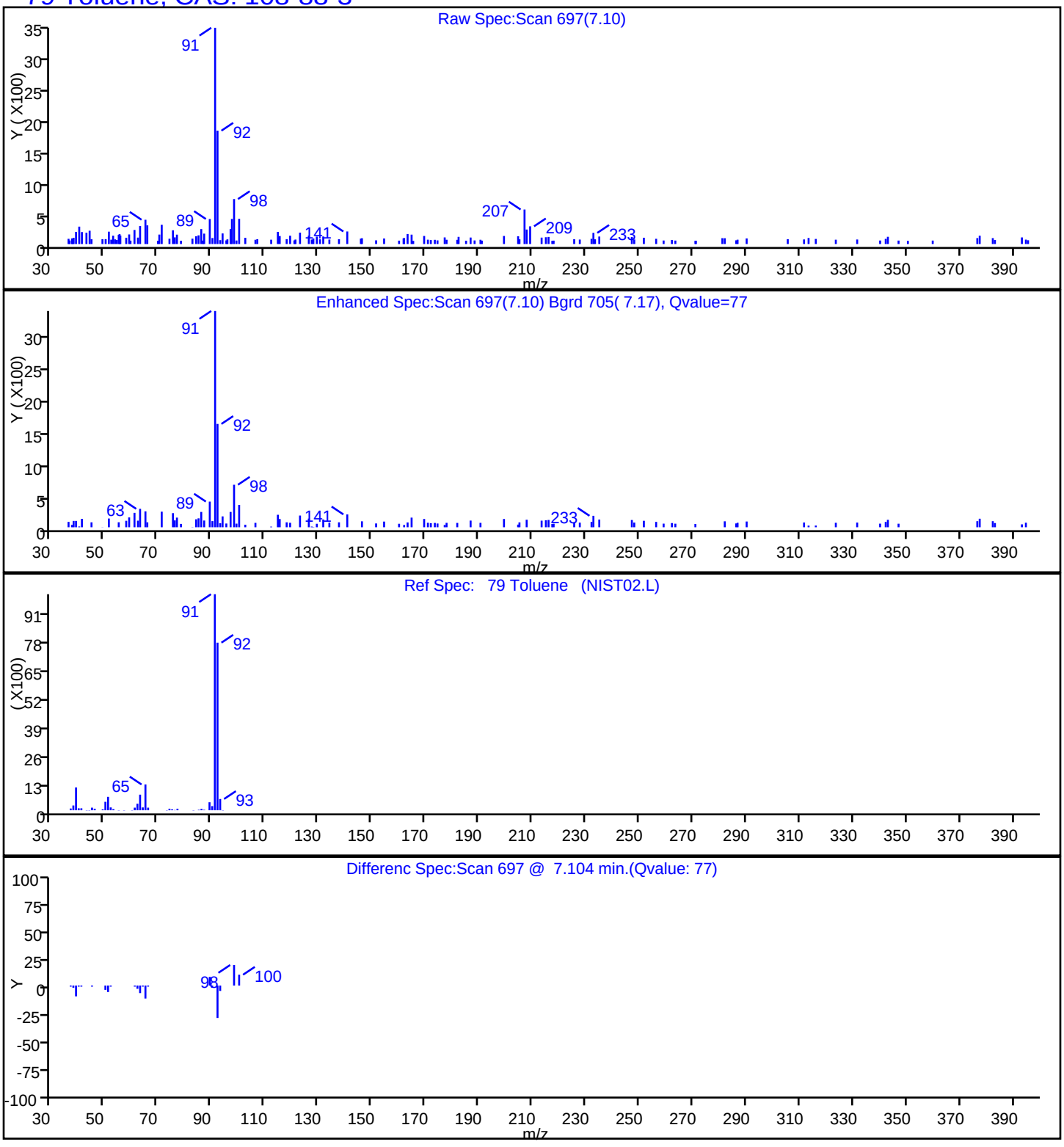

User Disabled Compound Report

TestAmerica Edison

Data File:	\\ChromNA\Edison\ChromData\CVOAMS6\20180312-68646.b\F60653.D		
Injection Date:	12-Mar-2018 09:14:30	Instrument ID:	CVOAMS6
Lims ID:	460-151079-A-62	Lab Sample ID:	460-151079-62
Client ID:	DUP-07		
Operator ID:		ALS Bottle#:	10 Worklist Smp#: 11
Purge Vol:	5.000 mL	Dil. Factor:	1.0000
Method:	8260624W6	Limit Group:	VOA - 8260C DKQP Water and Solid
Column:	Rtx-624 (0.25 mm)	Detector	MS SCAN

124 1,2-Dibromo-3-Chloropropane, CAS: 96-12-8

Processing Results

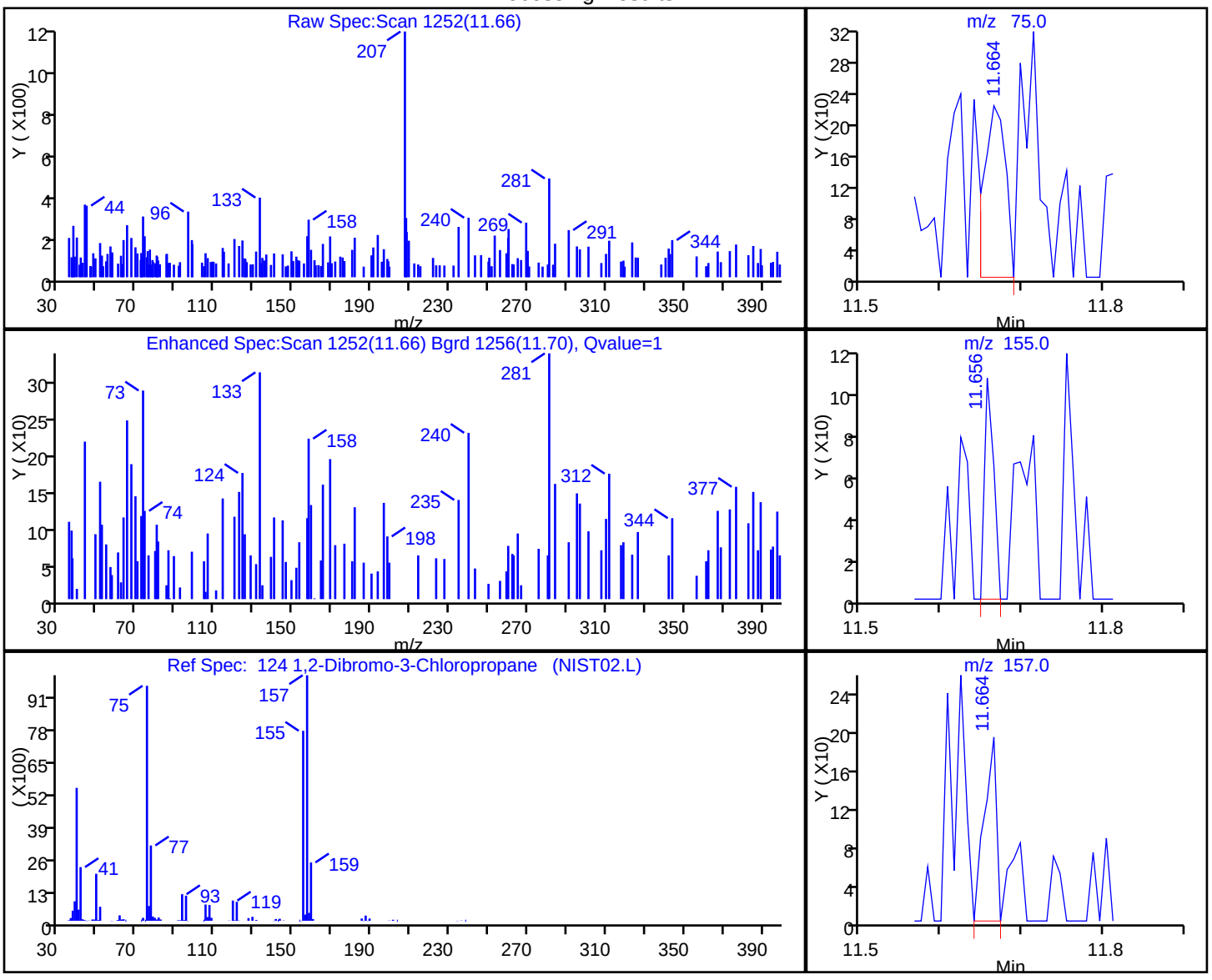

RT	Mass	Response	Amount
11.66	75.00	399	0.468501
11.66	155.00	85	
11.66	157.00	202	

Reviewer: moroneyc, 12-Mar-2018 11:19:46

Audit Action: Marked Compound Undetected Audit Reason: Invalid Compound ID

User Disabled Compound Report

TestAmerica Edison

Data File:	\\ChromNA\Edison\ChromData\CVOAMS6\20180312-68646.b\F60653.D		
Injection Date:	12-Mar-2018 09:14:30	Instrument ID:	CVOAMS6
Lims ID:	460-151079-A-62	Lab Sample ID:	460-151079-62
Client ID:	DUP-07		
Operator ID:		ALS Bottle#:	10 Worklist Smp#: 11
Purge Vol:	5.000 mL	Dil. Factor:	1.0000
Method:	8260624W6	Limit Group:	VOA - 8260C DKQP Water and Solid
Column:	Rtx-624 (0.25 mm)	Detector	MS SCAN

59 1,2-Dichloroethane, CAS: 107-06-2

Processing Results

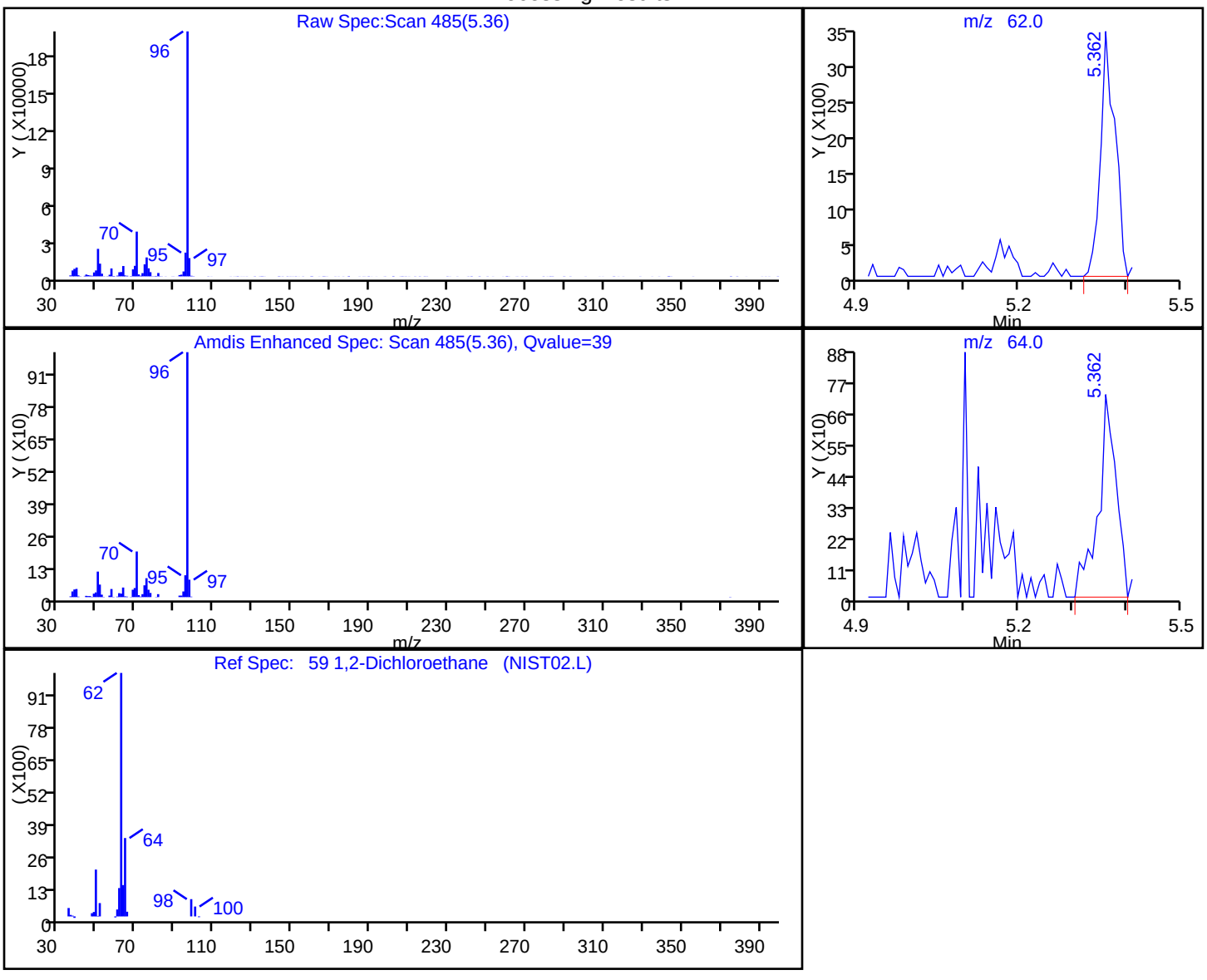

RT	Mass	Response	Amount
5.36	62.00	6490	1.697125
5.36	64.00	1692	

Reviewer: moroneyc, 12-Mar-2018 11:19:46

Audit Action: Marked Compound Undetected Audit Reason: Invalid Compound ID

User Disabled Compound Report

TestAmerica Edison

Data File:	\\ChromNA\Edison\ChromData\CVOAMS6\20180312-68646.b\F60653.D		
Injection Date:	12-Mar-2018 09:14:30	Instrument ID:	CVOAMS6
Lims ID:	460-151079-A-62	Lab Sample ID:	460-151079-62
Client ID:	DUP-07		
Operator ID:		ALS Bottle#:	10 Worklist Smp#: 11
Purge Vol:	5.000 mL	Dil. Factor:	1.0000
Method:	8260624W6	Limit Group:	VOA - 8260C DKQP Water and Solid
Column:	Rtx-624 (0.25 mm)	Detector	MS SCAN

69 1,4-Dioxane, CAS: 123-91-1

Processing Results

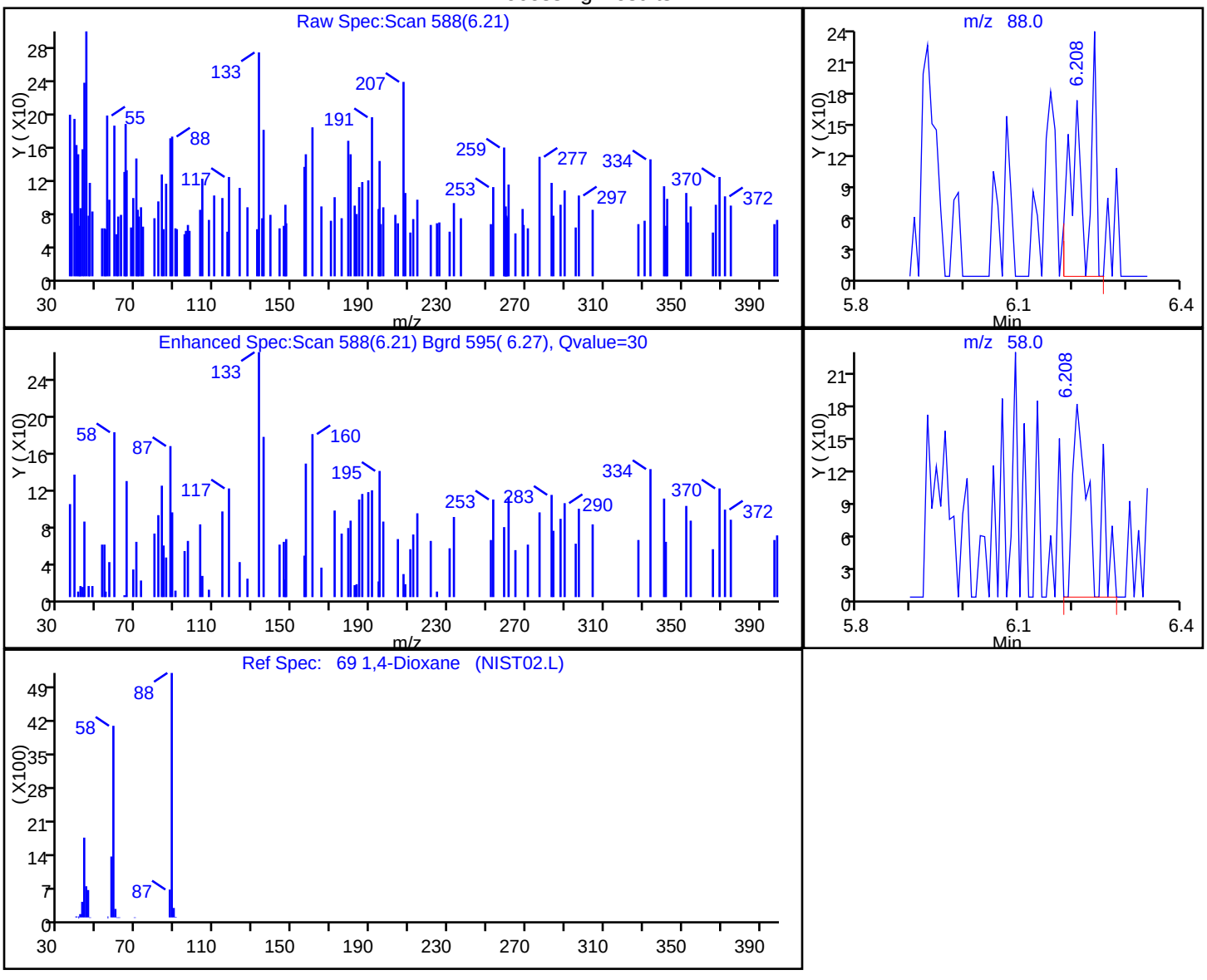

RT	Mass	Response	Amount
6.21	88.00	384	15.327899
6.21	58.00	411	

Reviewer: moroneyc, 12-Mar-2018 11:19:46

Audit Action: Marked Compound Undetected Audit Reason: Invalid Compound ID

User Disabled Compound Report

TestAmerica Edison

Data File:	\\ChromNA\Edison\ChromData\CVOAMS6\20180312-68646.b\F60653.D		
Injection Date:	12-Mar-2018 09:14:30	Instrument ID:	CVOAMS6
Lims ID:	460-151079-A-62	Lab Sample ID:	460-151079-62
Client ID:	DUP-07		
Operator ID:		ALS Bottle#:	10 Worklist Smp#: 11
Purge Vol:	5.000 mL	Dil. Factor:	1.0000
Method:	8260624W6	Limit Group:	VOA - 8260C DKQP Water and Solid
Column:	Rtx-624 (0.25 mm)	Detector	MS SCAN

41 2-Butanone (MEK), CAS: 78-93-3

Processing Results

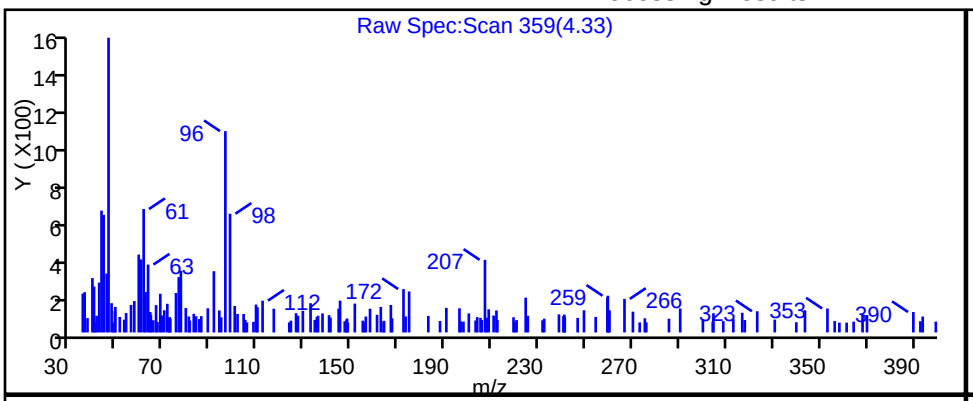

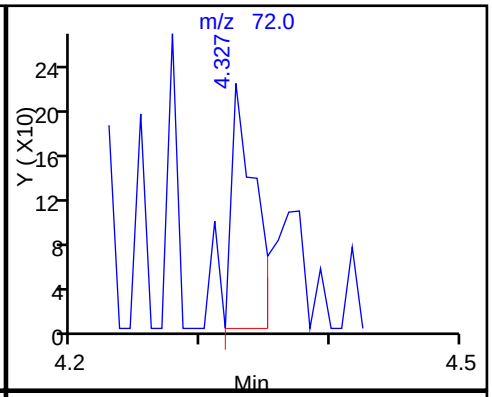

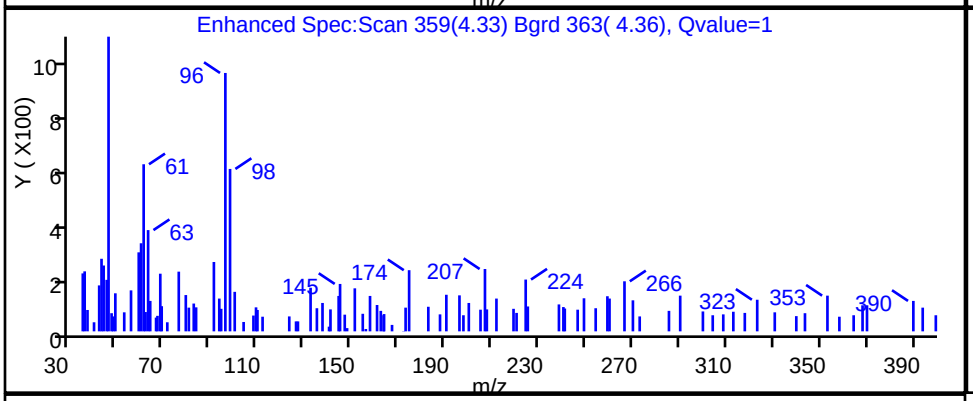

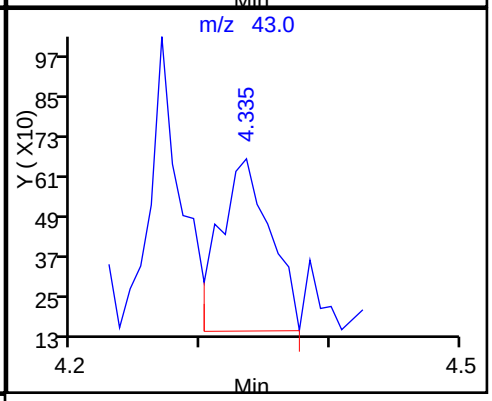

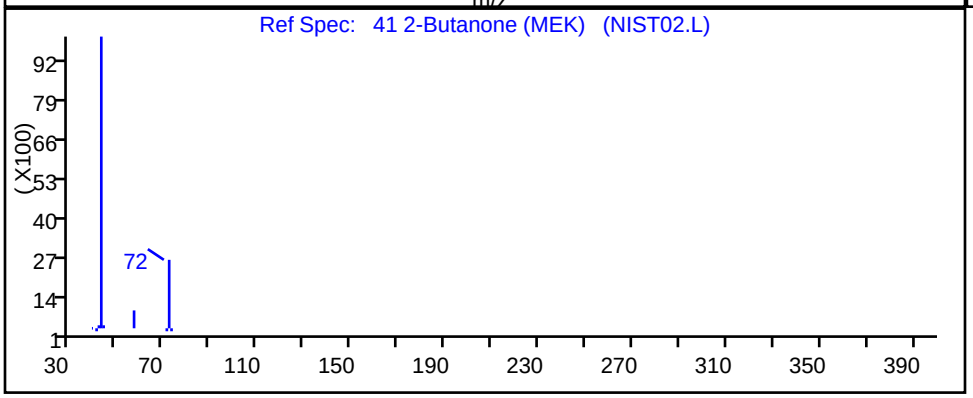

RT	Mass	Response	Amount
4.33	72.00	270	2.838170
4.33	43.00	1426	

Reviewer: moroneyc, 12-Mar-2018 11:19:46

Audit Action: Marked Compound Undetected Audit Reason: Invalid Compound ID

User Disabled Compound Report

TestAmerica Edison

Data File:	\\ChromNA\Edison\ChromData\CVOAMS6\20180312-68646.b\F60653.D		
Injection Date:	12-Mar-2018 09:14:30	Instrument ID:	CVOAMS6
Lims ID:	460-151079-A-62	Lab Sample ID:	460-151079-62
Client ID:	DUP-07		
Operator ID:		ALS Bottle#:	10 Worklist Smp#: 11
Purge Vol:	5.000 mL	Dil. Factor:	1.0000
Method:	8260624W6	Limit Group:	VOA - 8260C DKQP Water and Solid
Column:	Rtx-624 (0.25 mm)	Detector	MS SCAN

77 4-Methyl-2-pentanone (MIBK), CAS: 108-10-1

Processing Results

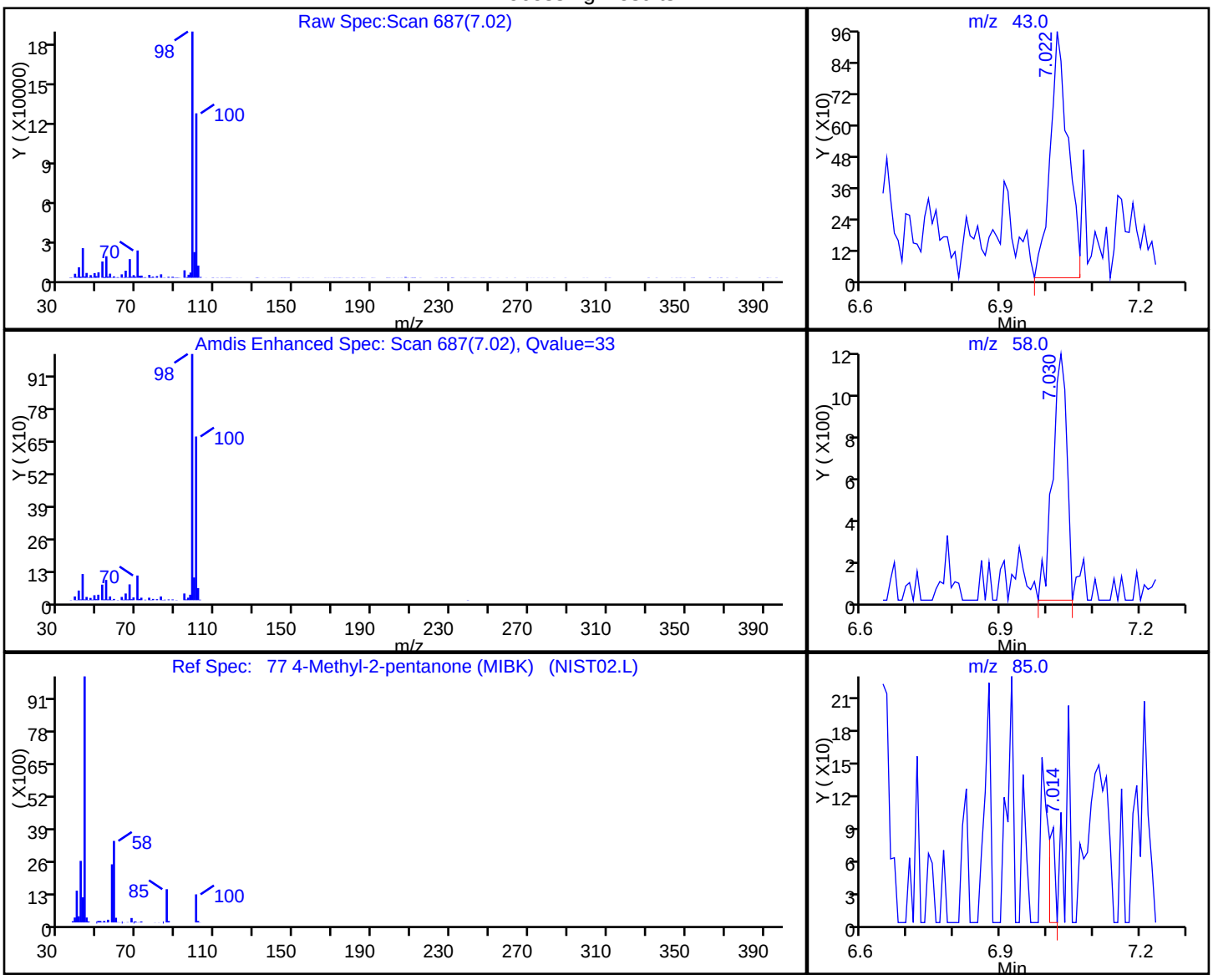

RT	Mass	Response	Amount
7.02	43.00	2580	1.262736
7.03	58.00	2483	
7.01	85.00	81	
7.03	100.00	299107	

Reviewer: moroneyc, 12-Mar-2018 11:19:46

Audit Action: Marked Compound Undetected Audit Reason: Invalid Compound ID

User Disabled Compound Report

TestAmerica Edison

Data File:	\\ChromNA\Edison\ChromData\CVOAMS6\20180312-68646.b\F60653.D		
Injection Date:	12-Mar-2018 09:14:30	Instrument ID:	CVOAMS6
Lims ID:	460-151079-A-62	Lab Sample ID:	460-151079-62
Client ID:	DUP-07		
Operator ID:		ALS Bottle#:	10 Worklist Smp#: 11
Purge Vol:	5.000 mL	Dil. Factor:	1.0000
Method:	8260624W6	Limit Group:	VOA - 8260C DKQP Water and Solid
Column:	Rtx-624 (0.25 mm)	Detector	MS SCAN

6 Bromomethane, CAS: 74-83-9

Processing Results

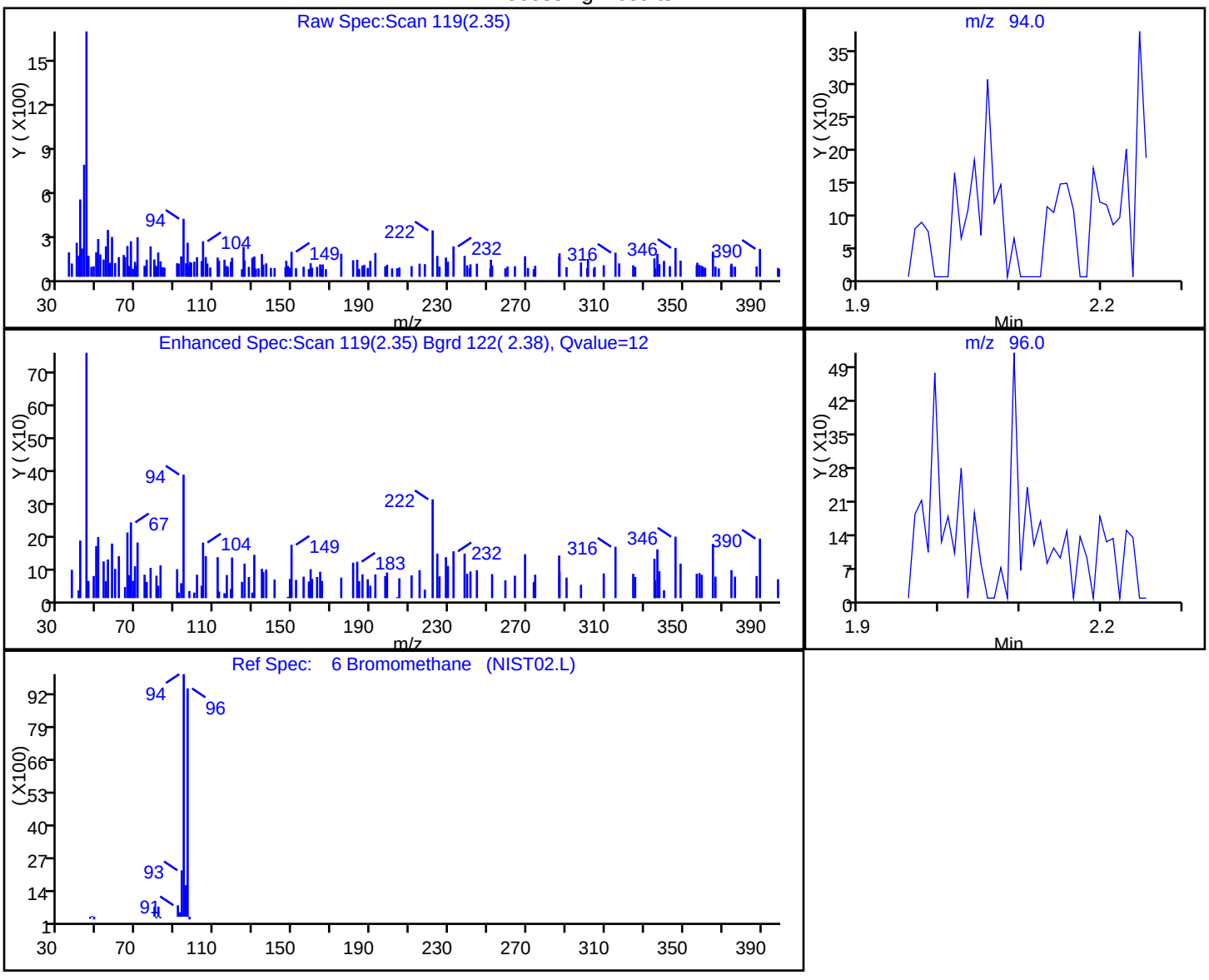

RT	Mass	Response	Amount
2.35	94.00	435	0.199676
2.35	96.00	428	

Reviewer: moroneyc, 12-Mar-2018 11:19:46

Audit Action: Marked Compound Undetected Audit Reason: Invalid Compound ID

User Disabled Compound Report

TestAmerica Edison

Data File:	\\ChromNA\Edison\ChromData\CVOAMS6\20180312-68646.b\F60653.D		
Injection Date:	12-Mar-2018 09:14:30	Instrument ID:	CVOAMS6
Lims ID:	460-151079-A-62	Lab Sample ID:	460-151079-62
Client ID:	DUP-07		
Operator ID:		ALS Bottle#:	10 Worklist Smp#: 11
Purge Vol:	5.000 mL	Dil. Factor:	1.0000
Method:	8260624W6	Limit Group:	VOA - 8260C DKQP Water and Solid
Column:	Rtx-624 (0.25 mm)	Detector	MS SCAN

24 Methyl acetate, CAS: 79-20-9

Processing Results

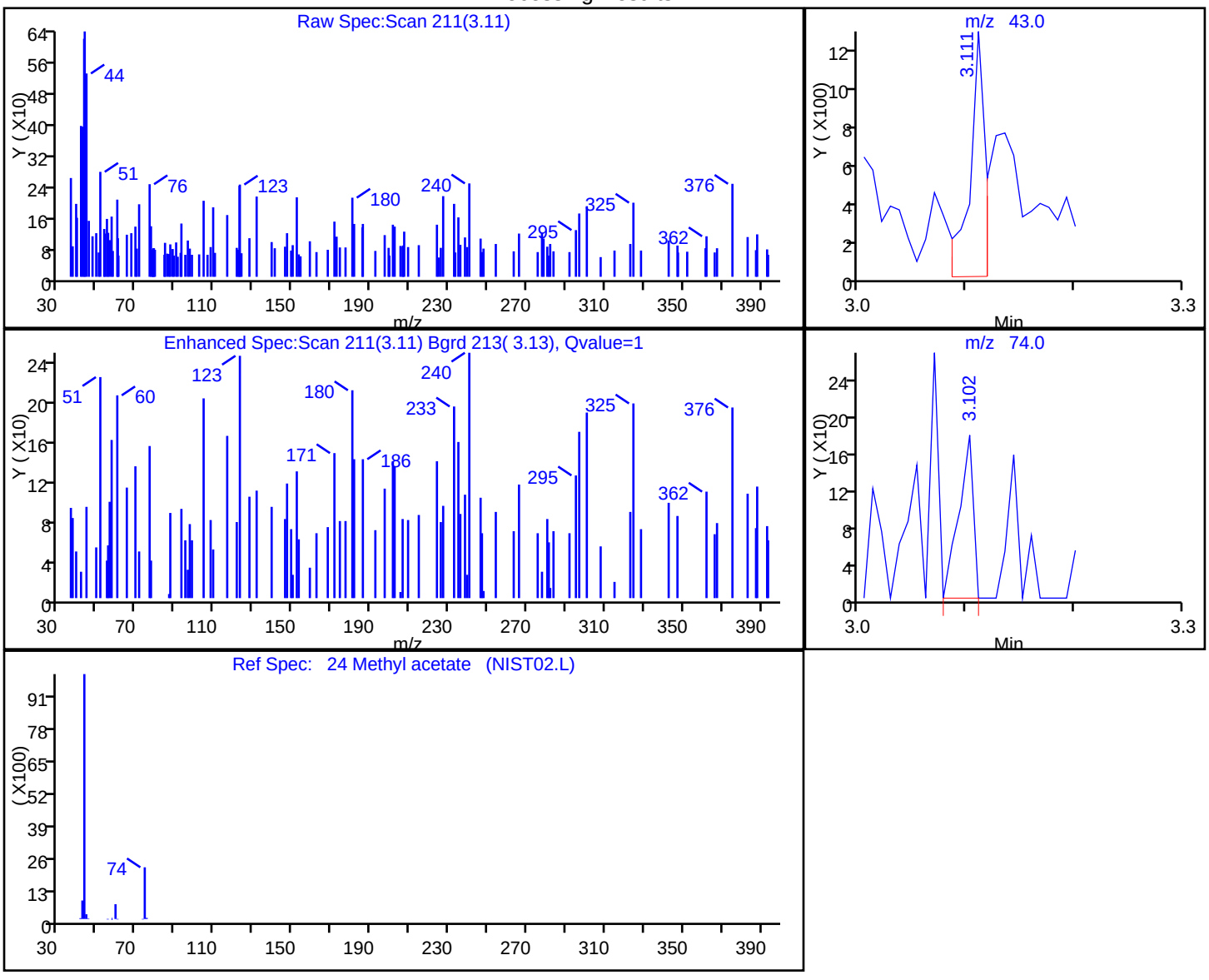

RT	Mass	Response	Amount
3.11	43.00	1192	0.633517
3.10	74.00	162	

Reviewer: moroneyc, 12-Mar-2018 11:19:46

Audit Action: Marked Compound Undetected Audit Reason: Invalid Compound ID

User Disabled Compound Report

TestAmerica Edison

Data File:	\\ChromNA\Edison\ChromData\CVOAMS6\20180312-68646.b\F60653.D		
Injection Date:	12-Mar-2018 09:14:30	Instrument ID:	CVOAMS6
Lims ID:	460-151079-A-62	Lab Sample ID:	460-151079-62
Client ID:	DUP-07		
Operator ID:		ALS Bottle#:	10 Worklist Smp#: 11
Purge Vol:	5.000 mL	Dil. Factor:	1.0000
Method:	8260624W6	Limit Group:	VOA - 8260C DKQP Water and Solid
Column:	Rtx-624 (0.25 mm)	Detector	MS SCAN

83 Tetrachloroethene, CAS: 127-18-4

Processing Results

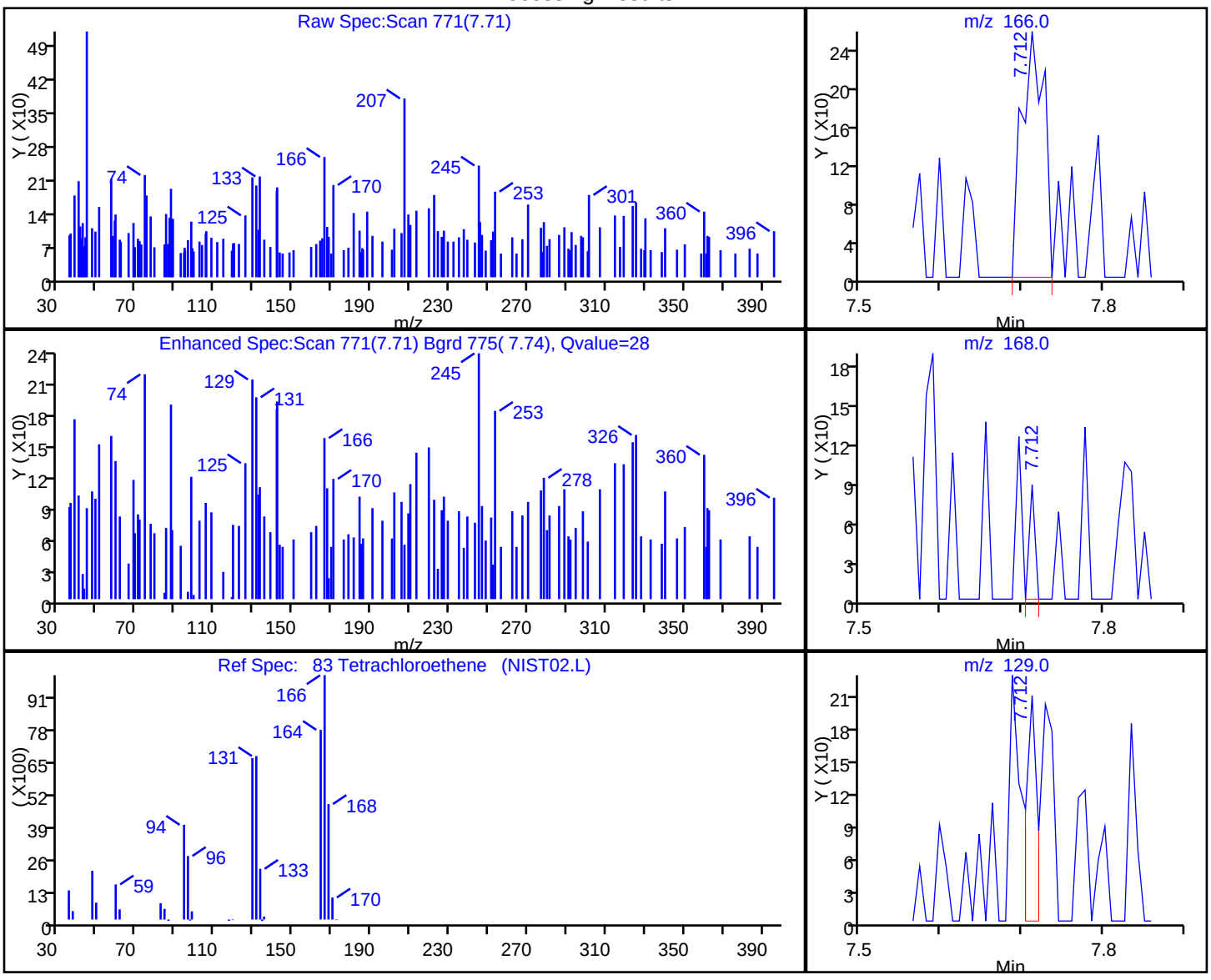

RT	Mass	Response	Amount
7.71	166.00	483	0.124100
7.71	168.00	42	
7.71	129.00	196	

Reviewer: moroneyc, 12-Mar-2018 11:19:46

Audit Action: Marked Compound Undetected Audit Reason: Invalid Compound ID

User Disabled Compound Report

TestAmerica Edison

Data File:	\\ChromNA\Edison\ChromData\CVOAMS6\20180312-68646.b\F60653.D		
Injection Date:	12-Mar-2018 09:14:30	Instrument ID:	CVOAMS6
Lims ID:	460-151079-A-62	Lab Sample ID:	460-151079-62
Client ID:	DUP-07		
Operator ID:		ALS Bottle#:	10 Worklist Smp#: 11
Purge Vol:	5.000 mL	Dil. Factor:	1.0000
Method:	8260624W6	Limit Group:	VOA - 8260C DKQP Water and Solid
Column:	Rtx-624 (0.25 mm)	Detector	MS SCAN

4 Vinyl chloride, CAS: 75-01-4

Processing Results

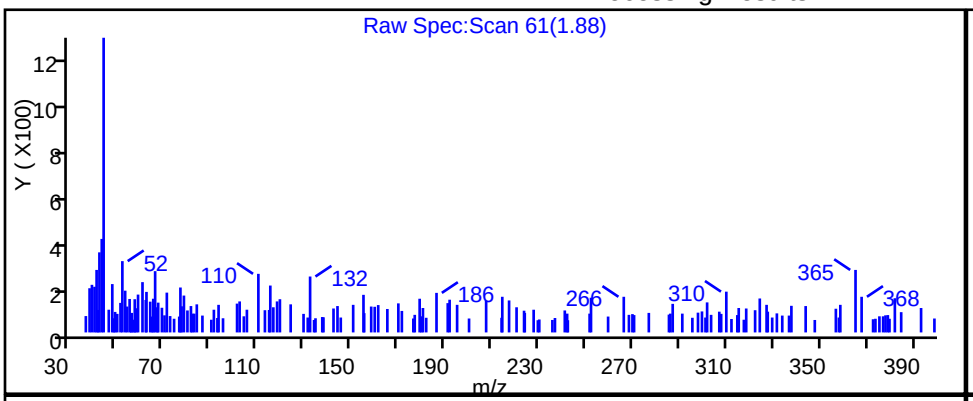

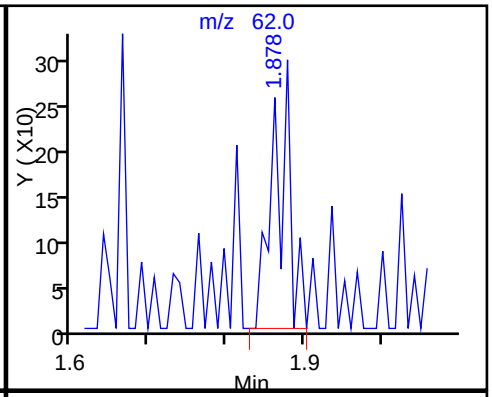

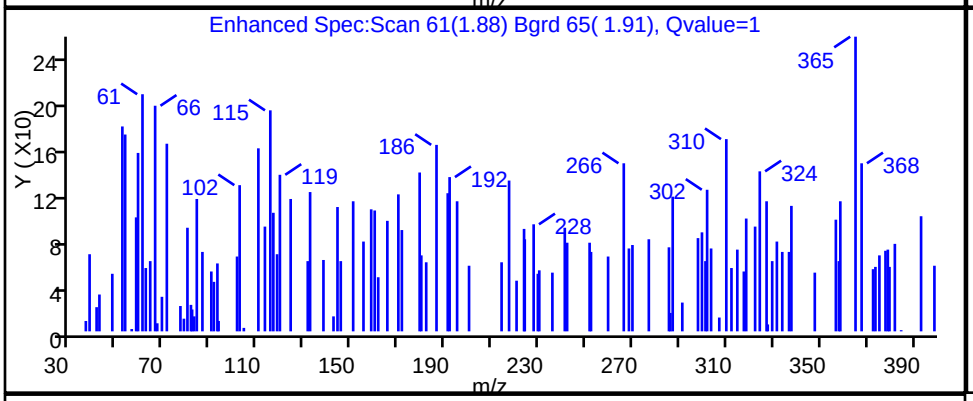

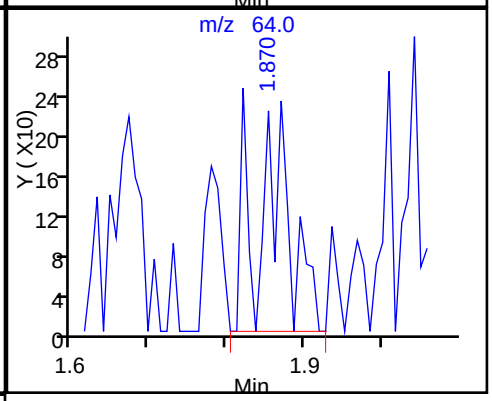

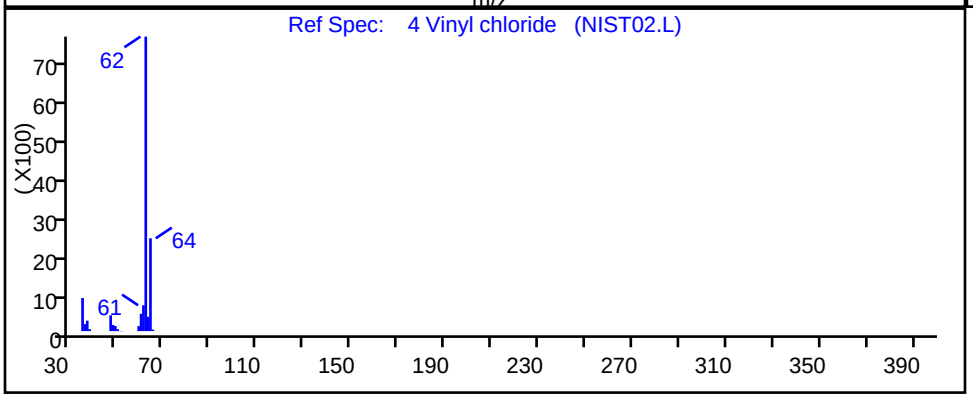

RT	Mass	Response	Amount
1.88	62.00	452	0.131711
1.87	64.00	650	

Reviewer: moroneyc, 12-Mar-2018 11:19:46

Audit Action: Marked Compound Undetected Audit Reason: Invalid Compound ID

FORM VI
GC/MS VOA BY INTERNAL STANDARD - INITIAL CALIBRATION DATA
CURVE EVALUATION

Lab Name: TestAmerica Edison Job No.: 460-151079-1 Analy Batch No.: 501566

SDG No.:

Instrument ID: CVOAMS5 GC Column: Rtx-VMS ID: 0.18(mm) Heated Purge: (Y/N) N

Calibration Start Date: 03/06/2018 05:27 Calibration End Date: 03/06/2018 08:33 Calibration ID: 66914

Calibration Files:

LEVEL:	LAB SAMPLE ID:	LAB FILE ID:
Level 1	STD8 460-501566/2	E81971.D
Level 2	STD1 460-501566/4	E81973.D
Level 3	STD5 460-501566/5	E81974.D
Level 4	STD20 460-501566/6	E81975.D
Level 5	STD50 460-501566/7	E81976.D
Level 6	STD200 460-501566/8	E81977.D
Level 7	STD500 460-501566/9	E81978.D

ANALYTE	RRF					CURVE TYPE	COEFFICIENT			#	MIN RRF	%RSD	#	MAX %RSD	R^2 OR COD	#	MIN R^2 OR COD
	LVL 1 LVL 6	LVL 2 LVL 7	LVL 3	LVL 4	LVL 5		B	M1	M2								
Chlorotrifluoroethene	+++++ 2.7998	2.8209 3.0041	2.7865	2.7788	2.8440	Ave		2.8390				3.0		20.0			
Dichlorodifluoromethane	+++++ 0.4506	0.4652 0.4195	0.3690	0.3963	0.3906	Ave		0.4152			0.1000	8.9		20.0			
Vinyl chloride	+++++ 0.4517	0.5133 0.4051	0.4012	0.4136	0.4044	Ave		0.4315			0.1000	10.2		20.0			
Chloromethane	+++++ 0.5175	0.6439 0.4871	0.4650	0.4794	0.4745	Ave		0.5112			0.1000	13.2		20.0			
Butadiene	+++++ 0.3875	0.3874 0.3529	0.2976	0.3316	0.3391	Ave		0.3493				9.9		20.0			
Bromomethane	+++++ 27.995	31.593 25.066	28.041	26.982	26.605	Ave		27.714			0.1000	7.9		20.0			
Chloroethane	+++++ 0.2485	0.5192 0.1739	0.2817	0.2700	0.2476	Qua2	0.2630	0.2523	-0.000140		0.1000				0.9950		0.9900
Pentane	+++++ 1.1058	1.3339 0.9030	1.3327	1.1621	1.1593	Ave		1.1661				13.8		20.0			
Trichlorofluoromethane	+++++ 0.6769	0.7059 0.6308	0.5354	0.5925	0.5755	Ave		0.6195			0.1000	10.4		20.0			
Dichlorofluoromethane	+++++ 0.6150	0.7191 0.5530	0.6265	0.6085	0.5802	Ave		0.6170				9.2		20.0			
2-Methyl-1,3-butadiene	+++++ 0.4982	0.4499 0.4544	0.4816	0.4592	0.4829	Ave		0.4710				4.1		20.0			
Ethyl ether	+++++ 0.2528	0.2939 0.2240	0.2842	0.2538	0.2451	Ave		0.2590				10.0		20.0			
Ethanol	+++++ 0.1015	0.2011 0.0806	0.1688	0.1364	0.1171	QuaF		0.1168	-0.000002						1.0000		0.9900
1,1-Dichloroethene	+++++ 0.3938	0.4666 0.3752	0.4237	0.3853	0.3816	Ave		0.4044			0.1000	8.6		20.0			

Note: The M1 coefficient is the same as Ave RRF for an Ave curve type.

FORM VI
GC/MS VOA BY INTERNAL STANDARD - INITIAL CALIBRATION DATA
CURVE EVALUATION

Lab Name: TestAmerica Edison Job No.: 460-151079-1 Analy Batch No.: 501566

SDG No.:

Instrument ID: CVOAMS5 GC Column: Rtx-VMS ID: 0.18(mm) Heated Purge: (Y/N) N

Calibration Start Date: 03/06/2018 05:27 Calibration End Date: 03/06/2018 08:33 Calibration ID: 66914

ANALYTE	RRF					CURVE TYPE	COEFFICIENT			#	MIN RRF	%RSD	#	MAX %RSD	R^2 OR COD	#	MIN R^2 OR COD
	LVL 1 LVL 6	LVL 2 LVL 7	LVL 3	LVL 4	LVL 5		B	M1	M2								
1,2-Dichloro-1,1,2-trifluoroethane	+++++ 0.3920	0.4799 0.3523	0.4894	0.4271	0.4108	Ave		0.4253				12.3		20.0			
Carbon disulfide	+++++ 1.1950	1.8241 1.0752	1.3768	1.1622	1.1261	Qua2	0.6600	1.1754	-0.000175		0.1000				0.9980		0.9900
Freon TF	+++++ 0.3798	0.4219 0.3627	0.4606	0.4061	0.3975	Ave		0.4048			0.1000	8.5		20.0			
Iodomethane	+++++ 0.5934	0.2295 0.5446	0.2747	0.3403	0.4329	QuaF		0.5936	-0.000096						0.9980		0.9900
Cyclopentene	+++++ 0.8390	0.8933 0.7436	0.9138	0.8370	0.8331	Ave		0.8433				7.0		20.0			
Acrolein	+++++ 2.5351	4.0396 2.1654	3.4286	3.0078	2.8422	Qua2	3.9223	3.0949	-0.002479						0.9980		0.9900
3-Chloro-1-propene	+++++ 0.2171	0.2379 0.1940	0.2399	0.2085	0.2032	Ave		0.2168				8.6		20.0			
Isopropyl alcohol	+++++ 0.9637	1.7361 0.8347	1.4271	1.1251	1.0180	Qua2	6.3364	1.1337	-0.000065						0.9910		0.9900
Methylene Chloride	+++++ 0.3812	0.6368 0.3569	0.4975	0.3894	0.3630	Qua2	0.2516	0.3944	-0.000081		0.1000				0.9930		0.9900
Acetone	+++++ 0.3224	0.3457 0.3169	0.3034	0.2621	0.2399	Ave		0.2984			0.0500	13.3		20.0			
trans-1,2-Dichloroethene	+++++ 0.3380	0.3363 0.3672	0.3167	0.2762	0.2833	Ave		0.3196			0.1000	10.9		20.0			
Methyl acetate	+++++ 2.8628	3.3998 2.7475	3.2270	2.9789	2.7585	Ave		2.9957			0.1000	8.9		20.0			
Hexane	+++++ 5.9169	6.6198 5.8775	6.5318	6.2188	5.8359	Ave		6.1668				5.6		20.0			
MTBE	+++++ 0.6672	0.4972 0.6821	0.5577	0.5190	0.5539	Ave		0.5795			0.1000	13.3		20.0			
2-Methyl-2-propanol	+++++ 1.1022	1.2271 1.1361	1.2129	1.0767	1.0202	Ave		1.1292				7.1		20.0			
Acetonitrile	+++++ 1.9389	2.6433 1.6580	2.8380	2.2752	2.0626	Ave		2.2360				19.8		20.0			
Isopropyl ether	+++++ 0.8846	0.6328 0.8488	0.7090	0.6848	0.7454	Ave		0.7509				13.0		20.0			
2-Chloro-1,3-butadiene	+++++ 0.2980	0.2228 0.3245	0.2297	0.2270	0.2467	Ave		0.2581				16.6		20.0			
1,1-Dichloroethane	+++++ 0.5244	0.4872 0.5210	0.5045	0.4710	0.4758	Ave		0.4973			0.2000	4.6		20.0			
Acrylonitrile	0.0827 0.0646	0.0554 0.0642	0.0589	0.0561	0.0576	Ave		0.0628				15.2		20.0			

Note: The M1 coefficient is the same as Ave RRF for an Ave curve type.

FORM VI
GC/MS VOA BY INTERNAL STANDARD - INITIAL CALIBRATION DATA
CURVE EVALUATION

Lab Name: TestAmerica Edison Job No.: 460-151079-1 Analy Batch No.: 501566

SDG No.:

Instrument ID: CVOAMS5 GC Column: Rtx-VMS ID: 0.18(mm) Heated Purge: (Y/N) N

Calibration Start Date: 03/06/2018 05:27 Calibration End Date: 03/06/2018 08:33 Calibration ID: 66914

ANALYTE	RRF					CURVE TYPE	COEFFICIENT			#	MIN RRF	%RSD	#	MAX %RSD	R^2 OR COD	#	MIN R^2 OR COD
	LVL 1 LVL 6	LVL 2 LVL 7	LVL 3	LVL 4	LVL 5		B	M1	M2								
Tert-butyl ethyl ether	+++++ 0.7803	0.4949 0.7818	0.5512	0.5686	0.6207	Ave		0.6329				19.2		20.0			
Vinyl acetate	+++++ 0.7273	0.4668 0.8323	0.6238	0.5499	0.6006	Qua2	-0.243	0.5953	0.0002475						0.9970		0.9900
cis-1,2-Dichloroethene	+++++ 0.3438	0.3076 0.3733	0.3192	0.2906	0.3036	Ave		0.3230			0.1000	9.4		20.0			
2,2-Dichloropropane	+++++ 0.3843	0.2932 0.4119	0.3158	0.3085	0.3264	Ave		0.3400				13.8		20.0			
Cyclohexane	+++++ 0.4590	0.3466 0.4712	0.3599	0.3787	0.4071	Ave		0.4038			0.1000	12.8		20.0			
Bromochloromethane	+++++ 0.1747	0.1509 0.1787	0.1541	0.1405	0.1446	Ave		0.1573				10.1		20.0			
Chloroform	+++++ 0.5107	0.4857 0.5261	0.5240	0.4622	0.4662	Ave		0.4958			0.2000	5.7		20.0			
Carbon tetrachloride	+++++ 0.4064	0.3608 0.4536	0.3587	0.3273	0.3464	Ave		0.3755			0.1000	12.3		20.0			
Ethyl acetate	+++++ 0.3521	0.3837 0.3872	0.3473	0.2982	0.3166	Ave		0.3475				10.2		20.0			
Methyl acrylate	+++++ 0.1668	0.1157 0.1679	0.1274	0.1236	0.1317	Ave		0.1389				16.4		20.0			
Tetrahydrofuran	+++++ 1.1930	1.1900 1.1679	1.0728	1.0354	1.0806	Ave		1.1233				6.1		20.0			
1,1,1-Trichloroethane	+++++ 0.4726	0.4012 0.5023	0.4399	0.4066	0.4193	Ave		0.4403			0.1000	9.1		20.0			
1,1-Dichloropropene	+++++ 0.4129	0.4047 0.4300	0.4047	0.3593	0.3735	Ave		0.3975				6.6		20.0			
2-Butanone	+++++ 0.4430	0.3793 0.4763	0.3922	0.3610	0.3542	Ave		0.4010			0.0500	12.1		20.0			
Isooctane	+++++ 0.4573	0.4413 0.4486	0.4136	0.3985	0.4250	Ave		0.4307				5.2		20.0			
n-Heptane	+++++ 0.1229	0.1035 0.1210	0.1033	0.0971	0.1044	Ave		0.1087				9.8		20.0			
Benzene	+++++ 1.3764	1.3147 1.2435	1.4244	1.3314	1.3134	Ave		1.3340			0.5000	4.6		20.0			
Propionitrile	+++++ 2.4035	2.4588 2.1300	2.7450	2.4403	2.3298	Ave		2.4179				8.3		20.0			
Methacrylonitrile	+++++ 0.0950	0.0598 0.0881	0.0749	0.0713	0.0754	Ave		0.0774				16.2		20.0			
Tert-amyl methyl ether	+++++ 0.6890	0.4787 0.7233	0.5238	0.5033	0.5500	Ave		0.5780				17.7		20.0			

Note: The M1 coefficient is the same as Ave RRF for an Ave curve type.

FORM VI
GC/MS VOA BY INTERNAL STANDARD - INITIAL CALIBRATION DATA
CURVE EVALUATION

Lab Name: TestAmerica Edison Job No.: 460-151079-1 Analy Batch No.: 501566

SDG No.:

Instrument ID: CVOAMS5 GC Column: Rtx-VMS ID: 0.18(mm) Heated Purge: (Y/N) N

Calibration Start Date: 03/06/2018 05:27 Calibration End Date: 03/06/2018 08:33 Calibration ID: 66914

ANALYTE	RRF					CURVE TYPE	COEFFICIENT			#	MIN RRF	%RSD	#	MAX %RSD	R^2 OR COD	#	MIN R^2 OR COD
	LVL 1 LVL 6	LVL 2 LVL 7	LVL 3	LVL 4	LVL 5		B	M1	M2								
1,2-Dichloroethane	+++++ 0.3387	0.3761 0.3251	0.3622	0.3155	0.3133	Ave		0.3385			0.1000	7.6		20.0			
Isobutyl alcohol	+++++ 0.5736	0.5632 0.5719	0.4613	0.4573	0.4948	Ave		0.5203				10.7		20.0			
Isopropyl acetate	+++++ 0.3299	0.2798 0.3317	0.2491	0.2391	0.2661	Ave		0.2826				14.1		20.0			
Methylcyclohexane	+++++ 0.4392	0.3357 0.4562	0.3432	0.3493	0.3739	Ave		0.3829			0.1000	13.6		20.0			
Trichloroethene	+++++ 0.3520	0.3348 0.3756	0.3183	0.2904	0.2981	Ave		0.3282			0.2000	9.9		20.0			
n-Butanol	+++++ 0.3601	0.2055 0.3830	0.2856	0.2692	0.2904	Qua2	-2.090	0.2901	0.0000083						0.9970		0.9900
Dibromomethane	+++++ 0.1645	0.1509 0.1732	0.1577	0.1410	0.1433	Ave		0.1551				8.0		20.0			
1,2-Dichloropropane	+++++ 0.2859	0.2473 0.2970	0.2603	0.2457	0.2511	Ave		0.2645			0.1000	8.2		20.0			
Ethyl acrylate	+++++ 0.2362	0.1434 0.2426	0.1547	0.1549	0.1784	Qua2	-0.028	0.1684	0.0001740						0.9910		0.9900
Bromodichloromethane	+++++ 0.3681	0.3240 0.3865	0.3237	0.3080	0.3116	Ave		0.3370			0.2000	9.6		20.0			
Methyl methacrylate	+++++ 0.0610	0.0336 0.0658	0.0412	0.0419	0.0476	Qua2	-0.024	0.0450	0.0000234						0.9950		0.9900
1,4-Dioxane	+++++ 1.1053	1.9459 1.0831	1.4454	1.2729	1.1320	Qua2	40.273	1.1126	-0.000003						0.9980		0.9900
n-Propyl acetate	+++++ 0.2405	0.1904 0.2390	0.1766	0.1690	0.1912	Ave		0.2011				15.5		20.0			
2-Chloroethyl vinyl ether	+++++ 0.1446	0.0716 0.1480	0.0881	0.0988	0.1119	Qua2	-0.036	0.1050	0.0001016						0.9910		0.9900
cis-1,3-Dichloropropene	+++++ 0.4999	0.3714 0.4961	0.4053	0.4179	0.4399	Ave		0.4384			0.2000	11.7		20.0			
Toluene	+++++ 1.5441	1.4594 1.4041	1.5338	1.4290	1.4521	Ave		1.4704			0.4000	3.9		20.0			
Epichlorohydrin	0.2705 0.2030	0.1705 0.2217	0.1780	0.1778	0.1815	Ave		0.2004				17.8		20.0			
2-Nitropropane	+++++ 3.6650	6.4330 3.4405	3.3619	3.5201	3.3734	Qua2	6.2881	3.2034	0.0003599						0.9930		0.9900
Tetrachloroethene	+++++ 0.3911	0.4078 0.4285	0.3851	0.3468	0.3550	Ave		0.3857			0.2000	8.0		20.0			
4-Methyl-2-pentanone	+++++ 2.9818	1.8132 2.8445	2.1737	2.3613	2.5857	Ave		2.4600			0.0500	17.7		20.0			

Note: The M1 coefficient is the same as Ave RRF for an Ave curve type.

FORM VI
GC/MS VOA BY INTERNAL STANDARD - INITIAL CALIBRATION DATA
CURVE EVALUATION

Lab Name: TestAmerica Edison Job No.: 460-151079-1 Analy Batch No.: 501566

SDG No.:

Instrument ID: CVOAMS5 GC Column: Rtx-VMS ID: 0.18(mm) Heated Purge: (Y/N) N

Calibration Start Date: 03/06/2018 05:27 Calibration End Date: 03/06/2018 08:33 Calibration ID: 66914

ANALYTE	RRF					CURVE TYPE	COEFFICIENT			#	MIN RRF	%RSD	#	MAX %RSD	R^2 OR COD	#	MIN R^2 OR COD
	LVL 1 LVL 6	LVL 2 LVL 7	LVL 3	LVL 4	LVL 5		B	M1	M2								
trans-1,3-Dichloropropene	+++++ 0.4480	0.3187 0.4336	0.3596	0.3592	0.3852	Ave		0.3840			0.1000	12.8		20.0			
1,1,2-Trichloroethane	+++++ 0.2059	0.2146 0.2063	0.2160	0.1971	0.1984	Ave		0.2064			0.1000	3.8		20.0			
Ethyl methacrylate	+++++ 0.2849	0.1637 0.2812	0.1825	0.2055	0.2360	Qua2	-0.060	0.2183	0.0001555						0.9910		0.9900
Dibromochloromethane	+++++ 0.2931	0.2339 0.3142	0.2504	0.2374	0.2496	Ave		0.2631			0.1000	12.5		20.0			
1,3-Dichloropropane	+++++ 0.4326	0.4156 0.4169	0.4366	0.4030	0.4128	Ave		0.4196				3.0		20.0			
1,2-Dibromoethane	+++++ 0.2470	0.2318 0.2476	0.2387	0.2152	0.2273	Ave		0.2346			0.1000	5.3		20.0			
n-Butyl acetate	+++++ 0.2896	0.1625 0.2773	0.1692	0.1954	0.2282	QuaF		0.2860	-0.000017						0.9990		0.9900
2-Hexanone	+++++ 2.0222	1.1597 1.9855	1.3371	1.5229	1.7021	Qua2	-2.365	1.5967	0.0001942		0.0500				0.9930		0.9900
Chlorobenzene	+++++ 1.0655	1.1221 1.0286	1.0980	1.0044	0.9934	Ave		1.0520			0.5000	4.9		20.0			
Ethylbenzene	+++++ 0.5993	0.4863 0.6036	0.5361	0.5173	0.5311	Ave		0.5456			0.1000	8.5		20.0			
1,1,1,2-Tetrachloroethane	+++++ 0.3657	0.3169 0.3761	0.3243	0.3005	0.3129	Ave		0.3327				9.2		20.0			
m&p-Xylene	+++++ 0.7091	0.4592 0.7072	0.5528	0.5933	0.6269	Ave		0.6081			0.1000	15.7		20.0			
o-Xylene	+++++ 0.6747	0.4476 0.6761	0.5044	0.5468	0.5904	Ave		0.5733			0.3000	16.1		20.0			
Bromoform	+++++ 0.2697	0.2424 0.3157	0.2098	0.1993	0.2007	Ave		0.2396			0.1000	19.3		20.0			
Styrene	+++++ 1.1451	0.6303 1.1059	0.8113	0.9250	0.9868	Qua2	-0.343	0.9565	0.0003902		0.3000				0.9950		0.9900
n-Butyl acrylate	+++++ 0.1694	0.0869 0.1687	0.0848	0.0993	0.1289	QuaF		0.1625	0.0000128						0.9990		0.9900
Isopropylbenzene	+++++ 1.6964	1.0928 1.5295	1.3273	1.4723	1.5530	Ave		1.4452			0.1000	14.5		20.0			
Amyl acetate (mixed isomers)	+++++ 0.6240	0.3509 0.5881	0.3738	0.4213	0.5080	QuaF		0.6240	-0.000070						0.9990		0.9900
Bromobenzene	+++++ 0.7706	0.7300 0.8095	0.7513	0.6891	0.6927	Ave		0.7405				6.3		20.0			
N-Propylbenzene	+++++ 3.1644	2.4748 2.7586	2.8097	2.8505	2.9444	Ave		2.8337				8.0		20.0			

Note: The M1 coefficient is the same as Ave RRF for an Ave curve type.

FORM VI
GC/MS VOA BY INTERNAL STANDARD - INITIAL CALIBRATION DATA
CURVE EVALUATION

Lab Name: TestAmerica Edison Job No.: 460-151079-1 Analy Batch No.: 501566

SDG No.:

Instrument ID: CVOAMS5 GC Column: Rtx-VMS ID: 0.18(mm) Heated Purge: (Y/N) N

Calibration Start Date: 03/06/2018 05:27 Calibration End Date: 03/06/2018 08:33 Calibration ID: 66914

ANALYTE	RRF					CURVE TYPE	COEFFICIENT			#	MIN RRF	%RSD	#	MAX %RSD	R^2 OR COD	#	MIN R^2 OR COD
	LVL 1 LVL 6	LVL 2 LVL 7	LVL 3	LVL 4	LVL 5		B	M1	M2								
1,1,2,2-Tetrachloroethane	+++++ 0.4472	0.5131 0.4352	0.4924	0.4434	0.4332	Ave		0.4607			0.3000	7.3		20.0			
2-Chlorotoluene	+++++ 2.4291	1.9131 2.2058	2.1638	2.1132	2.1579	Ave		2.1638				7.7		20.0			
4-Ethyltoluene	+++++ 3.0909	1.9662 2.6830	2.4779	2.6037	2.7184	Ave		2.5900				14.2		20.0			
1,2,3-Trichloropropane	+++++ 0.1506	0.1342 0.1441	0.1721	0.1415	0.1376	Ave		0.1467				9.3		20.0			
1,3,5-Trimethylbenzene	+++++ 2.3626	1.4864 2.1740	1.8961	2.0316	2.1462	Ave		2.0162				15.0		20.0			
trans-1,4-Dichloro-2-butene	+++++ 0.1163	0.1242 0.1083	0.1165	0.1102	0.1122	Ave		0.1146				5.0		20.0			
4-Chlorotoluene	+++++ 2.0573	1.7110 1.9087	1.9136	1.9199	1.9262	Ave		1.9061				5.8		20.0			
tert-Butylbenzene	+++++ 1.9707	1.3212 1.8553	1.5533	1.6837	1.7707	Ave		1.6925				13.7		20.0			
Butyl Methacrylate	+++++ 0.7338	0.2630 0.7635	0.3183	0.3990	0.5198	QuaF		0.6788	0.0001718						0.9990		0.9900
1,2,4-Trimethylbenzene	+++++ 2.6386	1.5381 2.3900	2.0625	2.1636	2.3387	Ave		2.1886				17.2		20.0			
sec-Butylbenzene	+++++ 2.6351	1.8456 2.3352	2.1622	2.3455	2.4279	Ave		2.2919				11.7		20.0			
1,3-Dichlorobenzene	+++++ 1.6591	1.4271 1.6262	1.4509	1.3831	1.4100	Ave		1.4927			0.6000	7.9		20.0			
4-Isopropyltoluene	+++++ 2.6104	1.4308 2.3209	1.7980	2.0424	2.2073	Ave		2.0683				20.0		20.0			
1,4-Dichlorobenzene	+++++ 1.5740	1.6192 1.5267	1.5840	1.4379	1.4040	Ave		1.5243			0.5000	5.6		20.0			
Indan	+++++ 2.7263	1.8510 2.2465	2.2080	2.3428	2.4112	Ave		2.2976				12.4		20.0			
Benzyl chloride	+++++ 0.2014	0.1231 0.2176	0.1075	0.1110	0.1301	QuaF		0.1800	0.0000760						0.9990		0.9900
p-Diethylbenzene	+++++ 1.3564	0.8111 1.2445	0.9210	1.0344	1.1435	Ave		1.0852				18.7		20.0			
n-Butylbenzene	+++++ 1.0265	0.6983 0.9358	0.8304	0.8648	0.9120	Ave		0.8780				12.6		20.0			
1,2-Dichlorobenzene	+++++ 1.4611	1.2698 1.3917	1.3615	1.2808	1.3010	Ave		1.3443			0.4000	5.5		20.0			
1,2,4,5-Tetramethylbenzene	+++++ 2.0500	1.2202 1.6704	1.3246	1.6334	1.7715	Ave		1.6117				18.8		20.0			

Note: The M1 coefficient is the same as Ave RRF for an Ave curve type.

FORM VI
GC/MS VOA BY INTERNAL STANDARD - INITIAL CALIBRATION DATA
CURVE EVALUATION

Lab Name: TestAmerica Edison Job No.: 460-151079-1 Analy Batch No.: 501566

SDG No.:

Instrument ID: CVOAMS5 GC Column: Rtx-VMS ID: 0.18(mm) Heated Purge: (Y/N) N

Calibration Start Date: 03/06/2018 05:27 Calibration End Date: 03/06/2018 08:33 Calibration ID: 66914

ANALYTE	RRF					CURVE TYPE	COEFFICIENT			#	MIN RRF	%RSD	#	MAX %RSD	R^2 OR COD	#	MIN R^2 OR COD
	LVL 1 LVL 6	LVL 2 LVL 7	LVL 3	LVL 4	LVL 5		B	M1	M2								
1,2-Dibromo-3-Chloropropane	+++++ 0.0883	0.0559 0.0916	0.0820	0.0687	0.0726	Ave		0.0765			0.0500	17.5		20.0			
1,3,5-Trichlorobenzene	+++++ 0.9681	0.7777 0.9537	0.7644	0.7297	0.7517	Ave		0.8242				13.0		20.0			
1,2,4-Trichlorobenzene	+++++ 0.9713	0.5859 0.9995	0.6415	0.6423	0.6947	Qua2	-0.105	0.6827	0.0007383		0.2000				0.9910		0.9900
Hexachlorobutadiene	+++++ 0.2958	0.2056 0.3235	0.2004	0.1856	0.2080	Qua2	0.0044	0.1997	0.0002774						0.9920		0.9900
Naphthalene	+++++ 1.4329	1.0790 1.2932	1.0960	1.2178	1.2848	Ave		1.2340				10.8		20.0			
1,2,3-Trichlorobenzene	+++++ 0.6776	0.5954 0.7001	0.5643	0.5337	0.5610	Ave		0.6054				11.2		20.0			
Dibromofluoromethane (Surr)	0.2576 0.2730	0.2585 0.2948	0.2533	0.2532	0.2599	Ave		0.2643				5.7		20.0			
1,2-Dichloroethane-d4 (Surr)	0.2478 0.2692	0.2524 0.2779	0.2557	0.2599	0.2582	Ave		0.2602				3.9		20.0			
Toluene-d8 (Surr)	1.2752 1.1453	1.2647 1.0822	1.2518	1.2434	1.2195	Ave		1.2117				5.9		20.0			
Bromofluorobenzene	0.3551 0.3656	0.3428 0.3479	0.3549	0.3637	0.3721	Ave		0.3574				2.9		20.0			

Note: The M1 coefficient is the same as Ave RRF for an Ave curve type.

FORM VI
GC/MS VOA BY INTERNAL STANDARD - INITIAL CALIBRATION DATA
RESPONSE AND CONCENTRATION

Lab Name: TestAmerica Edison Job No.: 460-151079-1 Analy Batch No.: 501566

SDG No.:

Instrument ID: CVOAMS5 GC Column: Rtx-VMS ID: 0.18(mm) Heated Purge: (Y/N) N

Calibration Start Date: 03/06/2018 05:27 Calibration End Date: 03/06/2018 08:33 Calibration ID: 66914

Calibration Files:

LEVEL:	LAB SAMPLE ID:	LAB FILE ID:
Level 1	STD8 460-501566/2	E81971.D
Level 2	STD1 460-501566/4	E81973.D
Level 3	STD5 460-501566/5	E81974.D
Level 4	STD20 460-501566/6	E81975.D
Level 5	STD50 460-501566/7	E81976.D
Level 6	STD200 460-501566/8	E81977.D
Level 7	STD500 460-501566/9	E81978.D

ANALYTE	IS REF	CURVE TYPE	RESPONSE					CONCENTRATION (UG/L)				
			LVL 1 LVL 6	LVL 2 LVL 7	LVL 3	LVL 4	LVL 5	LVL 1 LVL 6	LVL 2 LVL 7	LVL 3	LVL 4	LVL 5
Chlorotrifluoroethene	BUT	Ave	+++++ 405098	1529 1220247	7587	32587	89740	+++++ 200	1.00 500	5.00	20.0	50.0
Dichlorodifluoromethane	FB	Ave	+++++ 1111714	4709 2988230	18560	83887	219334	+++++ 200	1.00 500	5.00	20.0	50.0
Vinyl chloride	FB	Ave	+++++ 1114381	5196 2885422	20177	87550	227124	+++++ 200	1.00 500	5.00	20.0	50.0
Chloromethane	FB	Ave	+++++ 1276810	6518 3469587	23387	101482	266467	+++++ 200	1.00 500	5.00	20.0	50.0
Butadiene	FB	Ave	+++++ 956105	3922 2513463	14969	70195	190412	+++++ 200	1.00 500	5.00	20.0	50.0
Bromomethane	TBAd9	Ave	+++++ 744502	2706 2093396	11677	49003	138296	+++++ 200	1.00 500	5.00	20.0	50.0
Chloroethane	FB	Qua2	+++++ 613054	5256 1238670	14169	57159	139047	+++++ 200	1.00 500	5.00	20.0	50.0
Pentane	BUT	Ave	+++++ 319984	1446 733608	7257	27256	73161	+++++ 400	2.00 1000	10.0	40.0	100
Trichlorofluoromethane	FB	Ave	+++++ 1670155	7146 4493046	26927	125437	323174	+++++ 200	1.00 500	5.00	20.0	50.0
Dichlorofluoromethane	FB	Ave	+++++ 1517309	7279 3939537	31511	128812	325862	+++++ 200	1.00 500	5.00	20.0	50.0
2-Methyl-1,3-butadiene	FB	Ave	+++++ 1229196	4554 3237082	24224	97205	271198	+++++ 200	1.00 500	5.00	20.0	50.0
Ethyl ether	FB	Ave	+++++ 623693	2975 1595561	14293	53732	137628	+++++ 200	1.00 500	5.00	20.0	50.0
Ethanol	TBAd9	QuaF	+++++ 107999	689 269317	2811	9908	24349	+++++ 8000	40.0 20000	200	800	2000
1,1-Dichloroethene	FB	Ave	+++++ 971552	4723 2672962	21311	81574	214328	+++++ 200	1.00 500	5.00	20.0	50.0
1,2-Dichloro-1,1,2-trifluoroethane	FB	Ave	+++++ 967136	4858 2509871	24615	90425	230699	+++++ 200	1.00 500	5.00	20.0	50.0

FORM VI
GC/MS VOA BY INTERNAL STANDARD - INITIAL CALIBRATION DATA
RESPONSE AND CONCENTRATION

Lab Name: TestAmerica Edison Job No.: 460-151079-1 Analy Batch No.: 501566

SDG No.:

Instrument ID: CVOAMS5 GC Column: Rtx-VMS ID: 0.18(mm) Heated Purge: (Y/N) N

Calibration Start Date: 03/06/2018 05:27 Calibration End Date: 03/06/2018 08:33 Calibration ID: 66914

ANALYTE	IS REF	CURVE TYPE	RESPONSE					CONCENTRATION (UG/L)				
			LVL 1 LVL 6	LVL 2 LVL 7	LVL 3	LVL 4	LVL 5	LVL 1 LVL 6	LVL 2 LVL 7	LVL 3	LVL 4	LVL 5
Carbon disulfide	FB	Qua2	+++++ 2948359	18465 7658760	69249	246049	632393	+++++ 200	1.00 500	5.00	20.0	50.0
Freon TF	FB	Ave	+++++ 937116	4271 2583353	23167	85970	223255	+++++ 200	1.00 500	5.00	20.0	50.0
Iodomethane	FB	QuaF	+++++ 1464060	2323 3879289	13815	72039	243112	+++++ 200	1.00 500	5.00	20.0	50.0
Cyclopentene	FB	Ave	+++++ 2070034	9043 5296535	45963	177201	467842	+++++ 200	1.00 500	5.00	20.0	50.0
Acrolein	TBAd9	Qua2	+++++ 67419	1384 144675	5711	10925	29549	+++++ 200	4.00 400	20.0	40.0	100
3-Chloro-1-propene	FB	Ave	+++++ 535558	2408 1381648	12065	44144	114121	+++++ 200	1.00 500	5.00	20.0	50.0
Isopropyl alcohol	TBAd9	Qua2	+++++ 256293	1487 697107	5943	20433	52919	+++++ 2000	10.0 5000	50.0	200	500
Methylene Chloride	FB	Qua2	+++++ 940547	6446 2542607	25025	82429	203835	+++++ 200	1.00 500	5.00	20.0	50.0
Acetone	BUT	Ave	+++++ 233218	937 643685	4131	15366	37847	+++++ 1000	5.00 2500	25.0	100	250
trans-1,2-Dichloroethene	FB	Ave	+++++ 833984	3404 2615345	15930	58470	159127	+++++ 200	1.00 500	5.00	20.0	50.0
Methyl acetate	TBAd9	Ave	+++++ 380660	1456 1147269	6719	27050	71696	+++++ 1000	5.00 2500	25.0	100	250
Hexane	TBAd9	Ave	+++++ 157353	567 490856	2720	11294	30336	+++++ 200	1.00 500	5.00	20.0	50.0
MTBE	FB	Ave	+++++ 1646181	5033 4858789	28050	109879	311060	+++++ 200	1.00 500	5.00	20.0	50.0
2-Methyl-2-propanol	TBAd9	Ave	+++++ 293129	1051 948836	5051	19554	53031	+++++ 2000	10.0 5000	50.0	200	500
Acetonitrile	TBAd9	Ave	+++++ 515636	2264 1384667	11818	41320	107219	+++++ 2000	10.0 5000	50.0	200	500
Isopropyl ether	FB	Ave	+++++ 2182688	6406 6046302	35661	144983	418594	+++++ 200	1.00 500	5.00	20.0	50.0
2-Chloro-1,3-butadiene	FB	Ave	+++++ 735269	2255 2311848	11551	48056	138520	+++++ 200	1.00 500	5.00	20.0	50.0
1,1-Dichloroethane	FB	Ave	+++++ 1293799	4932 3711483	25373	99720	267202	+++++ 200	1.00 500	5.00	20.0	50.0
Acrylonitrile	FB	Ave	1812 1593304	5607 4571705	29616	118761	323312	2.00 2000	10.0 5000	50.0	200	500
Tert-butyl ethyl ether	FB	Ave	+++++ 1925210	5010 5568818	27722	120367	348554	+++++ 200	1.00 500	5.00	20.0	50.0
Vinyl acetate	BUT	Qua2	+++++ 210461	506 676123	3397	12897	37904	+++++ 400	2.00 1000	10.0	40.0	100

FORM VI
GC/MS VOA BY INTERNAL STANDARD - INITIAL CALIBRATION DATA
RESPONSE AND CONCENTRATION

Lab Name: TestAmerica Edison Job No.: 460-151079-1 Analy Batch No.: 501566

SDG No.:

Instrument ID: CVOAMS5 GC Column: Rtx-VMS ID: 0.18(mm) Heated Purge: (Y/N) N

Calibration Start Date: 03/06/2018 05:27 Calibration End Date: 03/06/2018 08:33 Calibration ID: 66914

ANALYTE	IS REF	CURVE TYPE	RESPONSE					CONCENTRATION (UG/L)				
			LVL 1 LVL 6	LVL 2 LVL 7	LVL 3	LVL 4	LVL 5	LVL 1 LVL 6	LVL 2 LVL 7	LVL 3	LVL 4	LVL 5
cis-1,2-Dichloroethene	FB	Ave	+++++ 848314	3114 2659327	16053	61525	170501	+++++ 200	1.00 500	5.00	20.0	50.0
2,2-Dichloropropane	FB	Ave	+++++ 948072	2968 2933773	15883	65306	183290	+++++ 200	1.00 500	5.00	20.0	50.0
Cyclohexane	FB	Ave	+++++ 1132604	3509 3356503	18101	80170	228646	+++++ 200	1.00 500	5.00	20.0	50.0
Bromochloromethane	FB	Ave	+++++ 431052	1528 1272773	7753	29753	81209	+++++ 200	1.00 500	5.00	20.0	50.0
Chloroform	FB	Ave	+++++ 1260029	4917 3747491	26356	97852	261835	+++++ 200	1.00 500	5.00	20.0	50.0
Carbon tetrachloride	FB	Ave	+++++ 1002611	3652 3230978	18040	69293	194540	+++++ 200	1.00 500	5.00	20.0	50.0
Ethyl acetate	BUT	Ave	+++++ 101902	416 314591	1891	6994	19977	+++++ 400	2.00 1000	10.0	40.0	100
Methyl acrylate	FB	Ave	+++++ 411533	1171 1196299	6409	26173	73954	+++++ 200	1.00 500	5.00	20.0	50.0
Tetrahydrofuran	BUT	Ave	+++++ 345221	1290 948760	5842	24284	68191	+++++ 400	2.00 1000	10.0	40.0	100
1,1,1-Trichloroethane	FB	Ave	+++++ 1166084	4061 3578116	22126	86088	235466	+++++ 200	1.00 500	5.00	20.0	50.0
1,1-Dichloropropene	FB	Ave	+++++ 1018723	4097 3063007	20353	76061	209730	+++++ 200	1.00 500	5.00	20.0	50.0
2-Butanone	BUT	Ave	+++++ 320486	1028 967437	5339	21168	55889	+++++ 1000	5.00 2500	25.0	100	250
Isooctane	FB	Ave	+++++ 1128220	4467 3195518	20801	84367	238696	+++++ 200	1.00 500	5.00	20.0	50.0
n-Heptane	FB	Ave	+++++ 303212	1048 861833	5194	20548	58611	+++++ 200	1.00 500	5.00	20.0	50.0
Benzene	CBNZ d5	Ave	+++++ 3104336	10771 8580935	58619	231966	619670	+++++ 200	1.00 500	5.00	20.0	50.0
Propionitrile	TBAd 9	Ave	+++++ 639185	2106 1778859	11431	44318	121106	+++++ 2000	10.0 5000	50.0	200	500
Methacrylonitrile	FB	Ave	+++++ 2344586	6051 6275044	37691	150988	423225	+++++ 2000	10.0 5000	50.0	200	500
Tert-amyl methyl ether	FB	Ave	+++++ 1700009	4846 5152322	26347	106550	308862	+++++ 200	1.00 500	5.00	20.0	50.0
1,2-Dichloroethane	FB	Ave	+++++ 835565	3807 2315998	18219	66787	175938	+++++ 200	1.00 500	5.00	20.0	50.0
Isobutyl alcohol	TBAd 9	Ave	+++++ 381356	1206 1193993	4802	20764	64299	+++++ 5000	25.0 12500	125	500	1250
Isopropyl acetate	FB	Ave	+++++ 813846	2832 2362484	12530	50620	149442	+++++ 200	1.00 500	5.00	20.0	50.0

FORM VI
GC/MS VOA BY INTERNAL STANDARD - INITIAL CALIBRATION DATA
RESPONSE AND CONCENTRATION

Lab Name: TestAmerica Edison Job No.: 460-151079-1 Analy Batch No.: 501566

SDG No.:

Instrument ID: CVOAMS5 GC Column: Rtx-VMS ID: 0.18(mm) Heated Purge: (Y/N) N

Calibration Start Date: 03/06/2018 05:27 Calibration End Date: 03/06/2018 08:33 Calibration ID: 66914

ANALYTE	IS REF	CURVE TYPE	RESPONSE					CONCENTRATION (UG/L)				
			LVL 1 LVL 6	LVL 2 LVL 7	LVL 3	LVL 4	LVL 5	LVL 1 LVL 6	LVL 2 LVL 7	LVL 3	LVL 4	LVL 5
Methylcyclohexane	FB	Ave	+++++ 1083551	3398 3249324	17261	73947	209994	+++++ 200	1.00 500	5.00	20.0	50.0
Trichloroethene	FB	Ave	+++++ 868608	3389 2675400	16008	61473	167393	+++++ 200	1.00 500	5.00	20.0	50.0
n-Butanol	TBAd9	Qua2	+++++ 239439	440 799643	2973	12223	37733	+++++ 5000	25.0 12500	125	500	1250
Dibromomethane	FB	Ave	+++++ 405956	1528 1233520	7933	29847	80464	+++++ 200	1.00 500	5.00	20.0	50.0
1,2-Dichloropropane	FB	Ave	+++++ 705446	2503 2115435	13092	52015	140996	+++++ 200	1.00 500	5.00	20.0	50.0
Ethyl acrylate	FB	Qua2	+++++ 582848	1452 1728361	7779	32793	100208	+++++ 200	1.00 500	5.00	20.0	50.0
Bromodichloromethane	FB	Ave	+++++ 908244	3280 2752878	16282	65195	175015	+++++ 200	1.00 500	5.00	20.0	50.0
Methyl methacrylate	FB	Qua2	+++++ 300793	680 936818	4140	17753	53422	+++++ 400	2.00 1000	10.0	40.0	100
1,4-Dioxane	DXE	Qua2	+++++ 105260	1424 307383	2137	8270	21759	+++++ 4000	50.0 10000	100	400	1000
n-Propyl acetate	FB	Ave	+++++ 593357	1927 1702602	8885	35767	107366	+++++ 200	1.00 500	5.00	20.0	50.0
2-Chloroethyl vinyl ether	FB	Qua2	+++++ 356817	725 1054030	4429	20926	62856	+++++ 200	1.00 500	5.00	20.0	50.0
cis-1,3-Dichloropropene	CBNZ d5	Ave	+++++ 1127416	3043 3423250	16679	72811	207544	+++++ 200	1.00 500	5.00	20.0	50.0
Toluene	CBNZ d5	Ave	+++++ 3482614	11957 9688727	63123	248978	685110	+++++ 200	1.00 500	5.00	20.0	50.0
Epichlorohydrin	BUT	Ave	761 587395	1848 1801106	9692	41704	114530	5.00 4000	20.0 10000	100	400	1000
2-Nitropropane	TBAd9	Qua2	+++++ 194935	1102 574670	2800	12786	35071	+++++ 400	2.00 1000	10.0	40.0	100
Tetrachloroethene	CBNZ d5	Ave	+++++ 882151	3341 2956744	15849	60430	167487	+++++ 200	1.00 500	5.00	20.0	50.0
4-Methyl-2-pentanone	BUT	Ave	+++++ 2157133	4914 5777030	29592	138460	407946	+++++ 1000	5.00 2500	25.0	100	250
trans-1,3-Dichloropropene	CBNZ d5	Ave	+++++ 1010380	2611 2991786	14798	62584	181732	+++++ 200	1.00 500	5.00	20.0	50.0
1,1,2-Trichloroethane	CBNZ d5	Ave	+++++ 464400	1758 1423395	8890	34335	93599	+++++ 200	1.00 500	5.00	20.0	50.0
Ethyl methacrylate	CBNZ d5	Qua2	+++++ 642534	1341 1940437	7510	35803	111370	+++++ 200	1.00 500	5.00	20.0	50.0
Dibromochloromethane	CBNZ d5	Ave	+++++ 661139	1916 2167866	10304	41369	117749	+++++ 200	1.00 500	5.00	20.0	50.0

FORM VI
GC/MS VOA BY INTERNAL STANDARD - INITIAL CALIBRATION DATA
RESPONSE AND CONCENTRATION

Lab Name: TestAmerica Edison Job No.: 460-151079-1 Analy Batch No.: 501566

SDG No.:

Instrument ID: CVOAMS5 GC Column: Rtx-VMS ID: 0.18(mm) Heated Purge: (Y/N) N

Calibration Start Date: 03/06/2018 05:27 Calibration End Date: 03/06/2018 08:33 Calibration ID: 66914

ANALYTE	IS REF	CURVE TYPE	RESPONSE					CONCENTRATION (UG/L)				
			LVL 1 LVL 6	LVL 2 LVL 7	LVL 3	LVL 4	LVL 5	LVL 1 LVL 6	LVL 2 LVL 7	LVL 3	LVL 4	LVL 5
1,3-Dichloropropane	CBNZ d5	Ave	+++++ 975662	3405 2876951	17969	70222	194780	+++++ 200	1.00 500	5.00	20.0	50.0
1,2-Dibromoethane	CBNZ d5	Ave	+++++ 557112	1899 1708708	9824	37498	107234	+++++ 200	1.00 500	5.00	20.0	50.0
n-Butyl acetate	CBNZ d5	QuaF	+++++ 653075	1331 1913215	6965	34040	107690	+++++ 200	1.00 500	5.00	20.0	50.0
2-Hexanone	BUT	Qua2	+++++ 1462899	3143 4032491	18203	89295	268540	+++++ 1000	5.00 2500	25.0	100	250
Chlorobenzene	CBNZ d5	Ave	+++++ 2403138	9193 7097787	45188	175006	468709	+++++ 200	1.00 500	5.00	20.0	50.0
Ethylbenzene	CBNZ d5	Ave	+++++ 1351592	3984 4164993	22065	90124	250580	+++++ 200	1.00 500	5.00	20.0	50.0
1,1,1,2-Tetrachloroethane	CBNZ d5	Ave	+++++ 824794	2596 2595220	13346	52364	147631	+++++ 200	1.00 500	5.00	20.0	50.0
m&p-Xylene	CBNZ d5	Ave	+++++ 1599240	3762 4880220	22750	103374	295787	+++++ 200	1.00 500	5.00	20.0	50.0
o-Xylene	CBNZ d5	Ave	+++++ 1521728	3667 4665481	20757	95268	278576	+++++ 200	1.00 500	5.00	20.0	50.0
Bromoform	DCBd 4	Ave	+++++ 357068	1046 1283843	4710	19632	54615	+++++ 200	1.00 500	5.00	20.0	50.0
Styrene	CBNZ d5	Qua2	+++++ 2582664	5164 7631496	33389	161167	465572	+++++ 200	1.00 500	5.00	20.0	50.0
n-Butyl acrylate	CBNZ d5	QuaF	+++++ 382070	712 1163969	3490	17306	60809	+++++ 200	1.00 500	5.00	20.0	50.0
Isopropylbenzene	CBNZ d5	Ave	+++++ 3826039	8953 10554073	54626	256522	732740	+++++ 200	1.00 500	5.00	20.0	50.0
Amyl acetate (mixed isomers)	DCBd 4	QuaF	+++++ 826010	1514 2391418	8390	41507	138210	+++++ 200	1.00 500	5.00	20.0	50.0
Bromobenzene	DCBd 4	Ave	+++++ 1020067	3150 3291928	16863	67893	188464	+++++ 200	1.00 500	5.00	20.0	50.0
N-Propylbenzene	DCBd 4	Ave	+++++ 4188897	10679 11218211	63066	280847	801134	+++++ 200	1.00 500	5.00	20.0	50.0
1,1,2,2-Tetrachloroethane	DCBd 4	Ave	+++++ 592046	2214 1769708	11052	43687	117869	+++++ 200	1.00 500	5.00	20.0	50.0
2-Chlorotoluene	DCBd 4	Ave	+++++ 3215561	8255 8970130	48567	208211	587136	+++++ 200	1.00 500	5.00	20.0	50.0
4-Ethyltoluene	DCBd 4	Ave	+++++ 4091690	8484 10910966	55619	256532	739644	+++++ 200	1.00 500	5.00	20.0	50.0
1,2,3-Trichloropropane	DCBd 4	Ave	+++++ 199382	579 586012	3864	13938	37452	+++++ 200	1.00 500	5.00	20.0	50.0
1,3,5-Trimethylbenzene	DCBd 4	Ave	+++++ 3127529	6414 8840820	42559	200168	583968	+++++ 200	1.00 500	5.00	20.0	50.0

FORM VI
GC/MS VOA BY INTERNAL STANDARD - INITIAL CALIBRATION DATA
RESPONSE AND CONCENTRATION

Lab Name: TestAmerica Edison Job No.: 460-151079-1 Analy Batch No.: 501566

SDG No.:

Instrument ID: CVOAMS5 GC Column: Rtx-VMS ID: 0.18(mm) Heated Purge: (Y/N) N

Calibration Start Date: 03/06/2018 05:27 Calibration End Date: 03/06/2018 08:33 Calibration ID: 66914

ANALYTE	IS REF	CURVE TYPE	RESPONSE					CONCENTRATION (UG/L)				
			LVL 1 LVL 6	LVL 2 LVL 7	LVL 3	LVL 4	LVL 5	LVL 1 LVL 6	LVL 2 LVL 7	LVL 3	LVL 4	LVL 5
trans-1,4-Dichloro-2-butene	DCBd 4	Ave	+++++ 153960	536 440450	2614	10856	30515	+++++ 200	1.00 500	5.00	20.0	50.0
4-Chlorotoluene	DCBd 4	Ave	+++++ 2723420	7383 7761812	42951	189160	524108	+++++ 200	1.00 500	5.00	20.0	50.0
tert-Butylbenzene	DCBd 4	Ave	+++++ 2608708	5701 7544849	34864	165895	481797	+++++ 200	1.00 500	5.00	20.0	50.0
Butyl Methacrylate	DCBd 4	QuaF	+++++ 971348	1135 3105060	7145	39316	141432	+++++ 200	1.00 500	5.00	20.0	50.0
1,2,4-Trimethylbenzene	DCBd 4	Ave	+++++ 3492966	6637 9719163	46295	213171	636331	+++++ 200	1.00 500	5.00	20.0	50.0
sec-Butylbenzene	DCBd 4	Ave	+++++ 3488261	7964 9496354	48531	231091	660616	+++++ 200	1.00 500	5.00	20.0	50.0
1,3-Dichlorobenzene	DCBd 4	Ave	+++++ 2196217	6158 6613067	32567	136270	383649	+++++ 200	1.00 500	5.00	20.0	50.0
4-Isopropyltoluene	DCBd 4	Ave	+++++ 3455561	6174 9438152	40358	201232	600573	+++++ 200	1.00 500	5.00	20.0	50.0
1,4-Dichlorobenzene	DCBd 4	Ave	+++++ 2083650	6987 6208366	35554	141672	382025	+++++ 200	1.00 500	5.00	20.0	50.0
Indan	DCBd 4	Ave	+++++ 3608951	7987 9135689	49560	230834	656056	+++++ 200	1.00 500	5.00	20.0	50.0
Benzyl chloride	DCBd 4	QuaF	+++++ 266639	531 885084	2412	10933	35389	+++++ 200	1.00 500	5.00	20.0	50.0
p-Diethylbenzene	DCBd 4	Ave	+++++ 1795536	3500 5061023	20672	101920	311147	+++++ 200	1.00 500	5.00	20.0	50.0
n-Butylbenzene	DCBd 4	Ave	+++++ 1358913	3013 3805557	18639	85208	248138	+++++ 200	1.00 500	5.00	20.0	50.0
1,2-Dichlorobenzene	DCBd 4	Ave	+++++ 1934213	5479 5659534	30560	126195	353985	+++++ 200	1.00 500	5.00	20.0	50.0
1,2,4,5-Tetramethylbenzene	DCBd 4	Ave	+++++ 2713757	5265 6793034	29732	160936	481996	+++++ 200	1.00 500	5.00	20.0	50.0
1,2-Dibromo-3-Chloropropane	DCBd 4	Ave	+++++ 116856	241 372667	1840	6767	19744	+++++ 200	1.00 500	5.00	20.0	50.0
1,3,5-Trichlorobenzene	DCBd 4	Ave	+++++ 1281499	3356 3878427	17157	71894	204533	+++++ 200	1.00 500	5.00	20.0	50.0
1,2,4-Trichlorobenzene	DCBd 4	Qua2	+++++ 1285830	2528 4064549	14400	63286	189027	+++++ 200	1.00 500	5.00	20.0	50.0
Hexachlorobutadiene	DCBd 4	Qua2	+++++ 391515	887 1315605	4499	18291	56588	+++++ 200	1.00 500	5.00	20.0	50.0
Naphthalene	DCBd 4	Ave	+++++ 1896807	4656 5258988	24600	119990	349592	+++++ 200	1.00 500	5.00	20.0	50.0
1,2,3-Trichlorobenzene	DCBd 4	Ave	+++++ 897034	2569 2847195	12667	52584	152644	+++++ 200	1.00 500	5.00	20.0	50.0

FORM VI
GC/MS VOA BY INTERNAL STANDARD - INITIAL CALIBRATION DATA
RESPONSE AND CONCENTRATION

Lab Name: TestAmerica Edison Job No.: 460-151079-1 Analy Batch No.: 501566

SDG No.:

Instrument ID: CVOAMS5 GC Column: Rtx-VMS ID: 0.18(mm) Heated Purge: (Y/N) N

Calibration Start Date: 03/06/2018 05:27 Calibration End Date: 03/06/2018 08:33 Calibration ID: 66914

ANALYTE	IS REF	CURVE TYPE	RESPONSE					CONCENTRATION (UG/L)				
			LVL 1 LVL 6	LVL 2 LVL 7	LVL 3	LVL 4	LVL 5	LVL 1 LVL 6	LVL 2 LVL 7	LVL 3	LVL 4	LVL 5
Dibromofluoromethane (Surr)	FB	Ave	141144 168420	130850 209965	127399	133986	145947	50.0 50.0	50.0 50.0	50.0	50.0	50.0
1,2-Dichloroethane-d4 (Surr)	FB	Ave	135796 166029	127758 197953	128592	137547	144996	50.0 50.0	50.0 50.0	50.0	50.0	50.0
Toluene-d8 (Surr)	CBNZ d5	Ave	564681 645769	518066 746754	515155	541620	575355	50.0 50.0	50.0 50.0	50.0	50.0	50.0
Bromofluorobenzene	CBNZ d5	Ave	157245 206149	140428 240049	146047	158412	175544	50.0 50.0	50.0 50.0	50.0	50.0	50.0

Curve Type Legend:

Ave = Average ISTD
Qua2 = Quadratic 1/conc^2 ISTD
QuaF = Quadratic ISTD forced zero

TestAmerica Edison
Target Compound Quantitation Report

Data File: \\ChromNA\Edison\ChromData\CVOAMS5\20180306-68384.b\E81971.D
Lims ID: STD8
Client ID:
Sample Type: IC Calib Level: 8
Inject. Date: 06-Mar-2018 05:27:30 ALS Bottle#: 1 Worklist Smp#: 2
Purge Vol: 5.000 mL Dil. Factor: 1.0000
Sample Info: STD8
Misc. Info.: 460-0068384-002
Operator ID: Instrument ID: CVOAMS5
Sublist: chrom-8260W_5*sub52

Method: \\ChromNA\Edison\ChromData\CVOAMS5\20180306-68384.b\8260W_5.m
Limit Group: VOA - 8260C DKQP Water and Solid
Last Update: 11-Mar-2018 21:28:09 Calib Date: 06-Mar-2018 08:33:30
Integrator: RTE ID Type: Deconvolution ID
Quant Method: Internal Standard Quant By: Initial Calibration
Last ICal File: \\ChromNA\Edison\ChromData\CVOAMS5\20180306-68384.b\E81978.D

Column 1 : Rtx-VMS (0.18 mm) Det: MS SCAN
Process Host: XAWRK026

First Level Reviewer: moroneyc Date: 06-Mar-2018 11:22:38

Compound	Sig	RT (min.)	Exp RT (min.)	Dlt RT (min.)	Q	Response	Cal Amt ug/l	OnCol Amt ug/l	Flags
* 29 TBA-d9 (IS)	65	2.266	2.266	0.000	94	89848	1000.0	1000.0	
35 Acrylonitrile	53	2.628	2.628	0.000	93	1812	2.00	2.63	
$ 47 Dibromofluoromethane (Surr	113	3.319	3.327	-0.008	96	141144	50.0	48.7	
* 49 2-Butanone-d5	46	3.393	3.393	0.000	100	140643	250.0	250.0	
$ 57 1,2-Dichloroethane-d4 (Sur	65	3.756	3.764	-0.008	97	135796	50.0	47.6	
* 61 Fluorobenzene	96	4.011	4.010	0.001	99	547898	50.0	50.0	
* 72 1,4-Dioxane-d8	96	4.932	4.932	0.000	96	15992	1000.0	1000.0	
$ 78 Toluene-d8 (Surr)	98	5.615	5.615	0.000	99	564681	50.0	52.6	
80 Epichlorohydrin	57	5.714	5.706	0.008	1	761	5.00	6.75	
* 92 Chlorobenzene-d5	117	7.541	7.541	0.000	84	442803	50.0	50.0	
$ 103 4-Bromofluorobenzene	174	9.335	9.335	0.000	92	157245	50.0	49.7	
* 119 1,4-Dichlorobenzene-d4	152	11.113	11.121	-0.008	94	233770	50.0	50.0	

Reagents:

GAS Hi_00243	Amount Added:	0.00	Units: uL	
Ethanol mix_00012	Amount Added:	0.00	Units: uL	
MIX 2 Hi_00068	Amount Added:	0.00	Units: uL	
MIX I Hi_00087	Amount Added:	0.00	Units: uL	
ACROLEIN W_00074	Amount Added:	0.00	Units: uL	
ACRY/EPIH MIX_00046	Amount Added:	2.00	Units: uL	
8260SURR250_00169	Amount Added:	1.00	Units: uL	Run Reagent
8260ISNEW_00119	Amount Added:	1.00	Units: uL	Run Reagent

Report Date: 11-Mar-2018 21:28:24 Chrom Revision: 2.2 08-Feb-2018 13:38:42

TestAmerica Edison

Data File: \\ChromNA\Edison\ChromData\CVOAMS5\20180306-68384.b\E81971.D

Injection Date:	06-Mar-2018 05:27:30	Instrument ID:	CVOAMS5	Operator ID:	
Lims ID:	STD8			Worklist Smp#:	2
Client ID:					
Purge Vol:	5.000 mL	Dil. Factor:	1.0000	ALS Bottle#:	1
Method:	8260W_5	Limit Group:	VOA - 8260C DKQP Water and Solid		

Column: Rtx-VMS (0.18 mm)

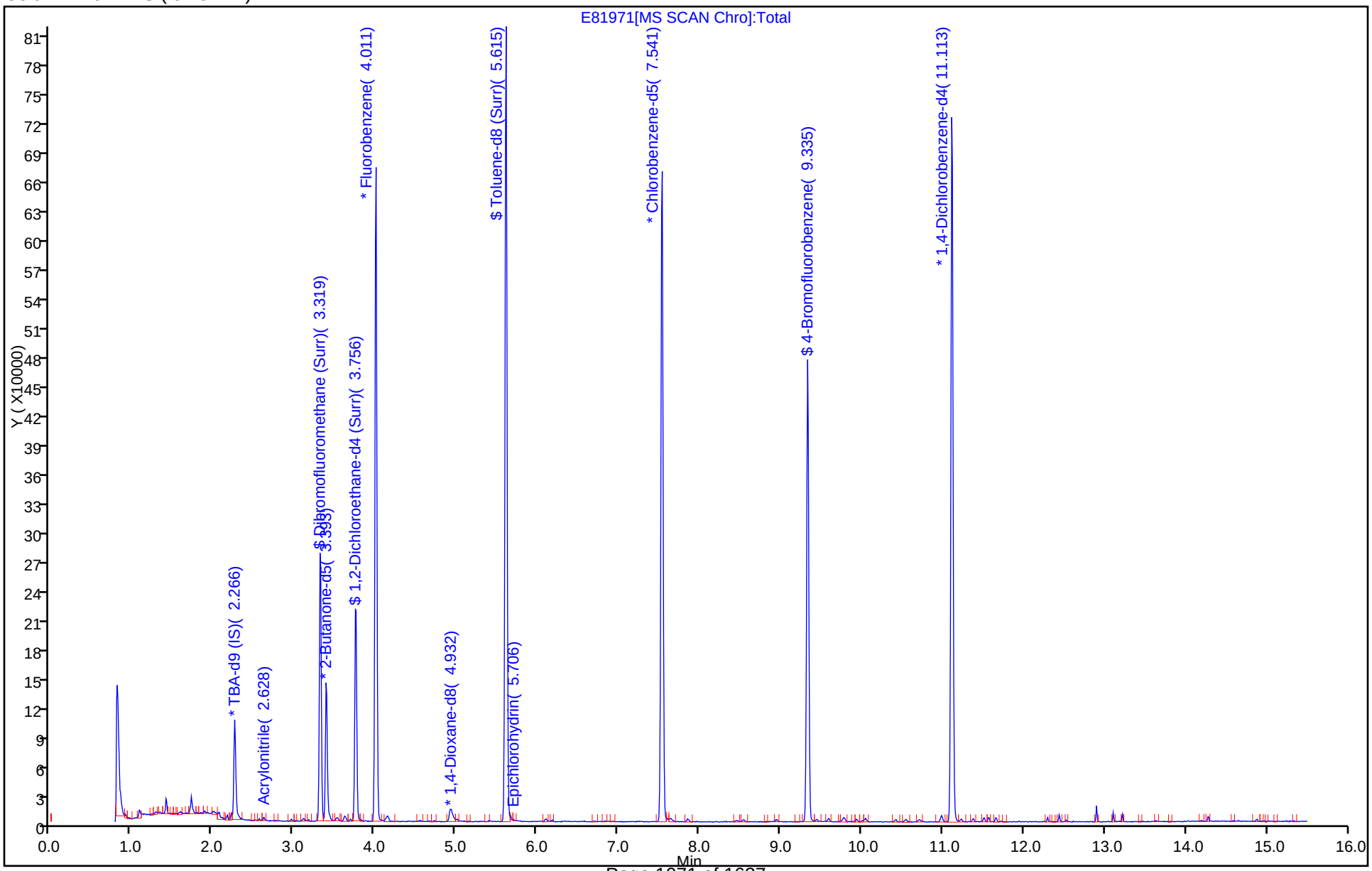

User Disabled Compound Report

TestAmerica Edison

Data File: \\ChromNA\Edison\ChromData\CVOAMS5\20180306-68384.b\E81971.D
Injection Date: 06-Mar-2018 05:27:30 Instrument ID: CVOAMS5
Lims ID: STD8
Client ID:
Operator ID: ALS Bottle#: 1 Worklist Smp#: 2
Purge Vol: 5.000 mL Dil. Factor: 1.0000
Method: 8260W_5 Limit Group: VOA - 8260C DKQP Water and Solid
Column: Rtx-VMS (0.18 mm) Detector MS SCAN

95 1,1,1,2-Tetrachloroethane, CAS: 630-20-6

Processing Results

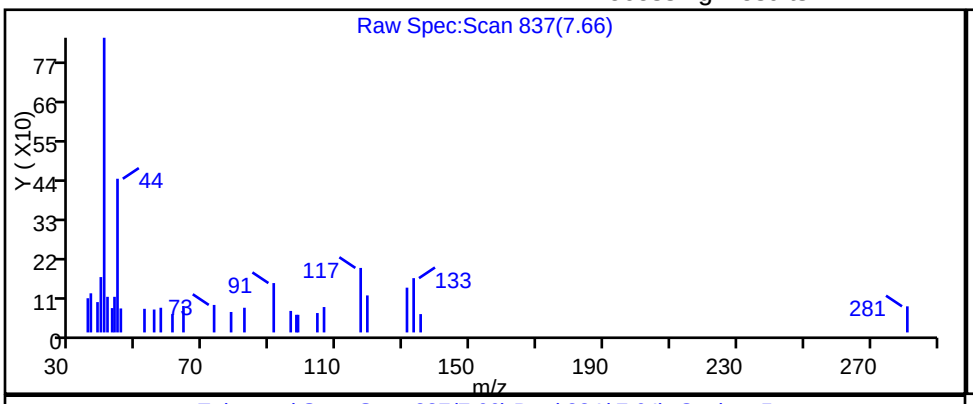

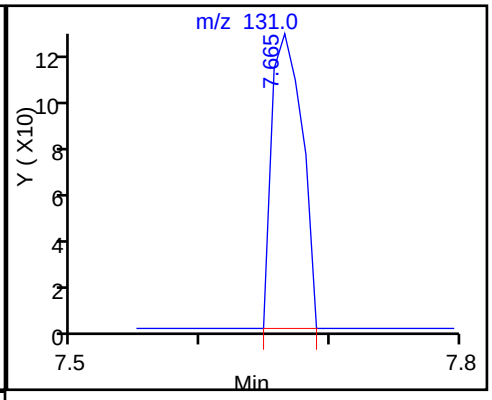

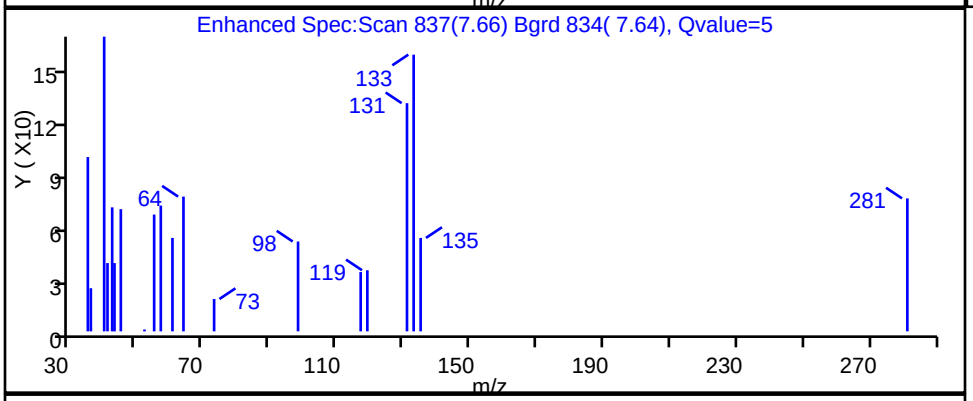

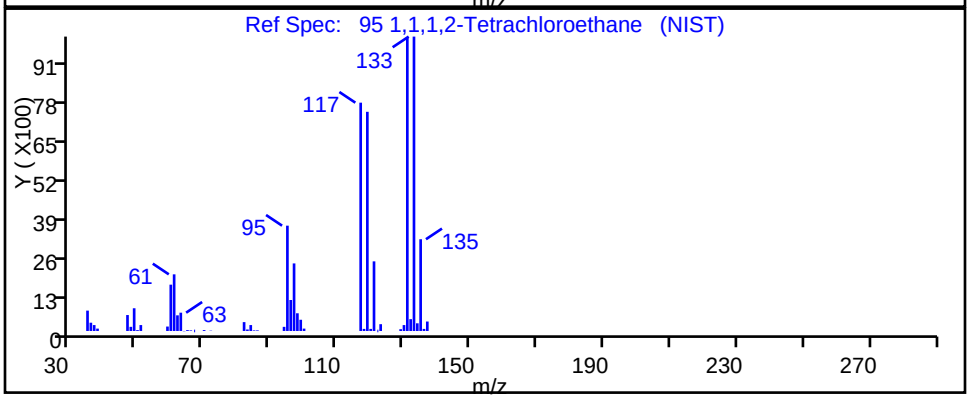

RT	Mass	Response	Amount
7.66	131.00	208	0.068177

Reviewer: baronm, 11-Mar-2018 20:54:39
Audit Action: Marked Compound Undetected Audit Reason: Invalid Compound ID

User Disabled Compound Report

TestAmerica Edison

Data File:	\\ChromNA\Edison\ChromData\CVOAMS5\20180306-68384.b\E81971.D		
Injection Date:	06-Mar-2018 05:27:30	Instrument ID:	CVOAMS5
Lims ID:	STD8		
Client ID:			
Operator ID:		ALS Bottle#:	1 Worklist Smp#: 2
Purge Vol:	5.000 mL	Dil. Factor:	1.0000
Method:	8260W_5	Limit Group:	VOA - 8260C DKQP Water and Solid
Column:	Rtx-VMS (0.18 mm)	Detector	MS SCAN

106 1,1,2,2-Tetrachloroethane, CAS: 79-34-5

Processing Results

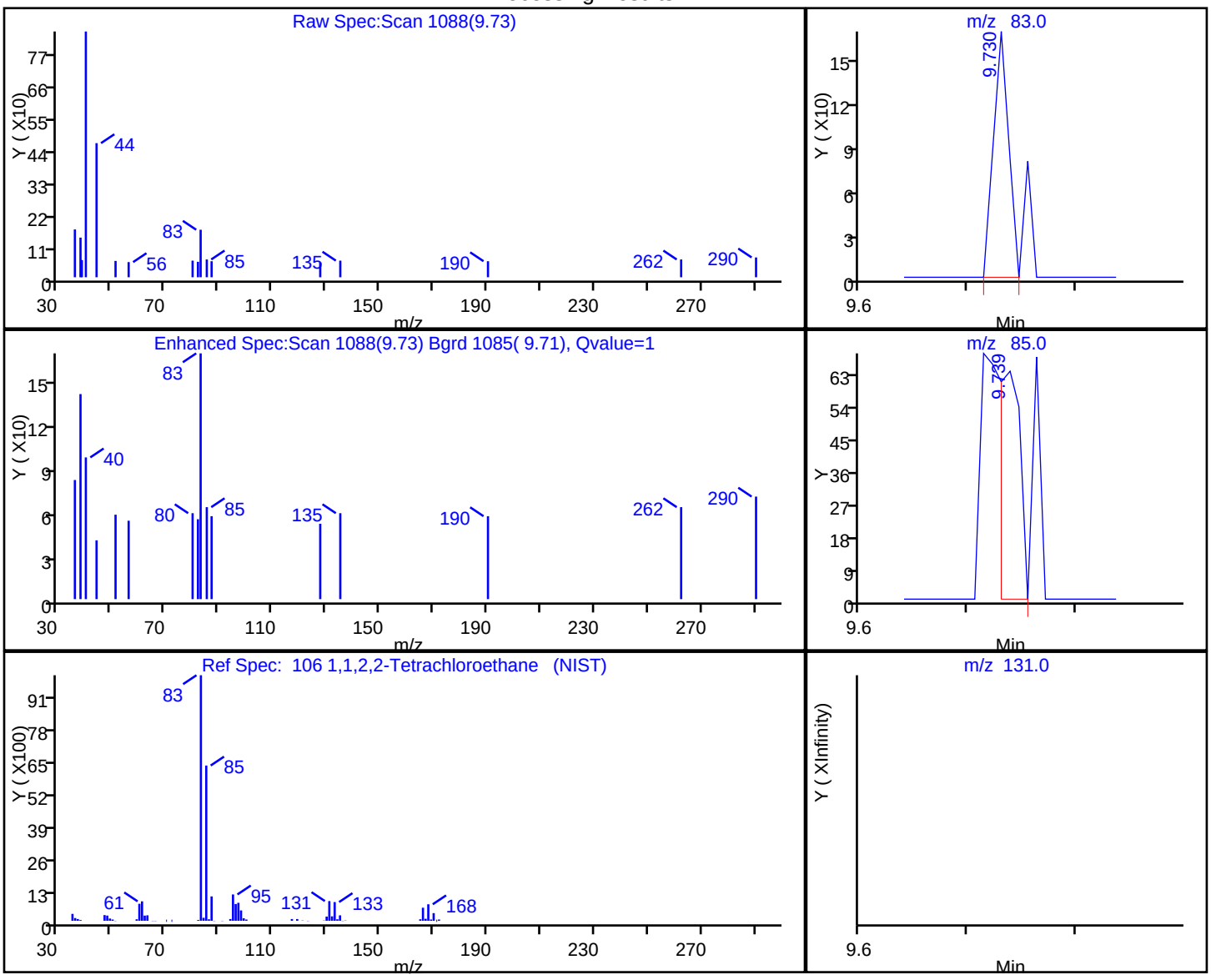

RT	Mass	Response	Amount
9.73	83.00	159	0.071272
9.74	85.00	88	
9.74	131.00	0	

Reviewer: baronm, 11-Mar-2018 20:54:39

Audit Action: Marked Compound Undetected Audit Reason: Invalid Compound ID

User Disabled Compound Report

TestAmerica Edison

Data File:	\\ChromNA\Edison\ChromData\CVOAMS5\20180306-68384.b\E81971.D		
Injection Date:	06-Mar-2018 05:27:30	Instrument ID:	CVOAMS5
Lims ID:	STD8		
Client ID:			
Operator ID:		ALS Bottle#:	1 Worklist Smp#: 2
Purge Vol:	5.000 mL	Dil. Factor:	1.0000
Method:	8260W_5	Limit Group:	VOA - 8260C DKQP Water and Solid
Column:	Rtx-VMS (0.18 mm)	Detector	MS SCAN

16 1,1,2-Trichloro-1,2,2-trifluoroethane, CAS: 76-13-1

Processing Results

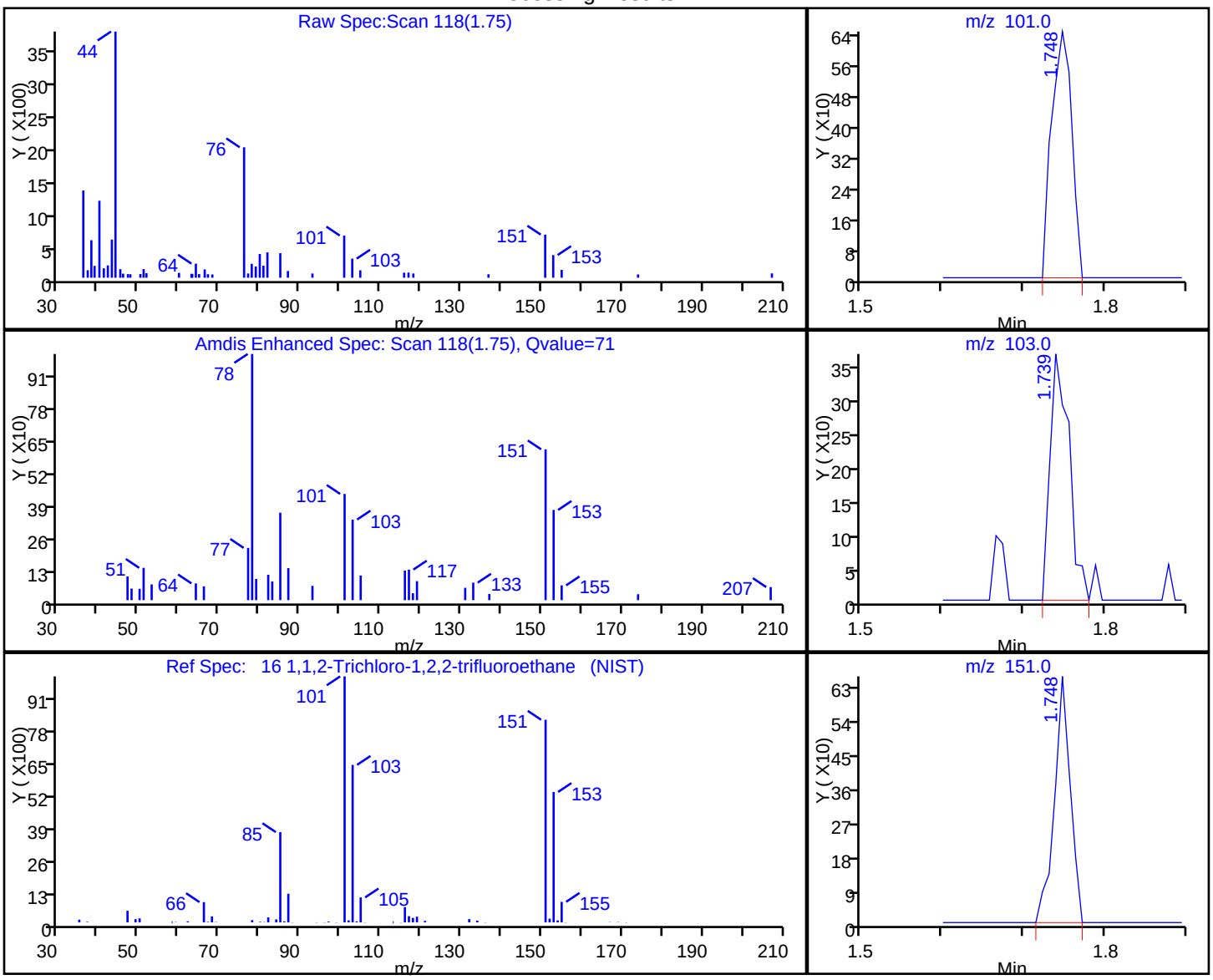

RT	Mass	Response	Amount
1.75	101.00	1110	0.237831
1.74	103.00	599	
1.75	151.00	895	
1.75	85.00	463	

Reviewer: baronm, 11-Mar-2018 20:54:39

Audit Action: Marked Compound Undetected Audit Reason: Invalid Compound ID

User Disabled Compound Report

TestAmerica Edison

Data File: \\ChromNA\Edison\ChromData\CVOAMS5\20180306-68384.b\E81971.D
Injection Date: 06-Mar-2018 05:27:30 Instrument ID: CVOAMS5
Lims ID: STD8
Client ID:
Operator ID: ALS Bottle#: 1 Worklist Smp#: 2
Purge Vol: 5.000 mL Dil. Factor: 1.0000
Method: 8260W_5 Limit Group: VOA - 8260C DKQP Water and Solid
Column: Rtx-VMS (0.18 mm) Detector MS SCAN

14 1,1-Dichloroethene, CAS: 75-35-4

Processing Results

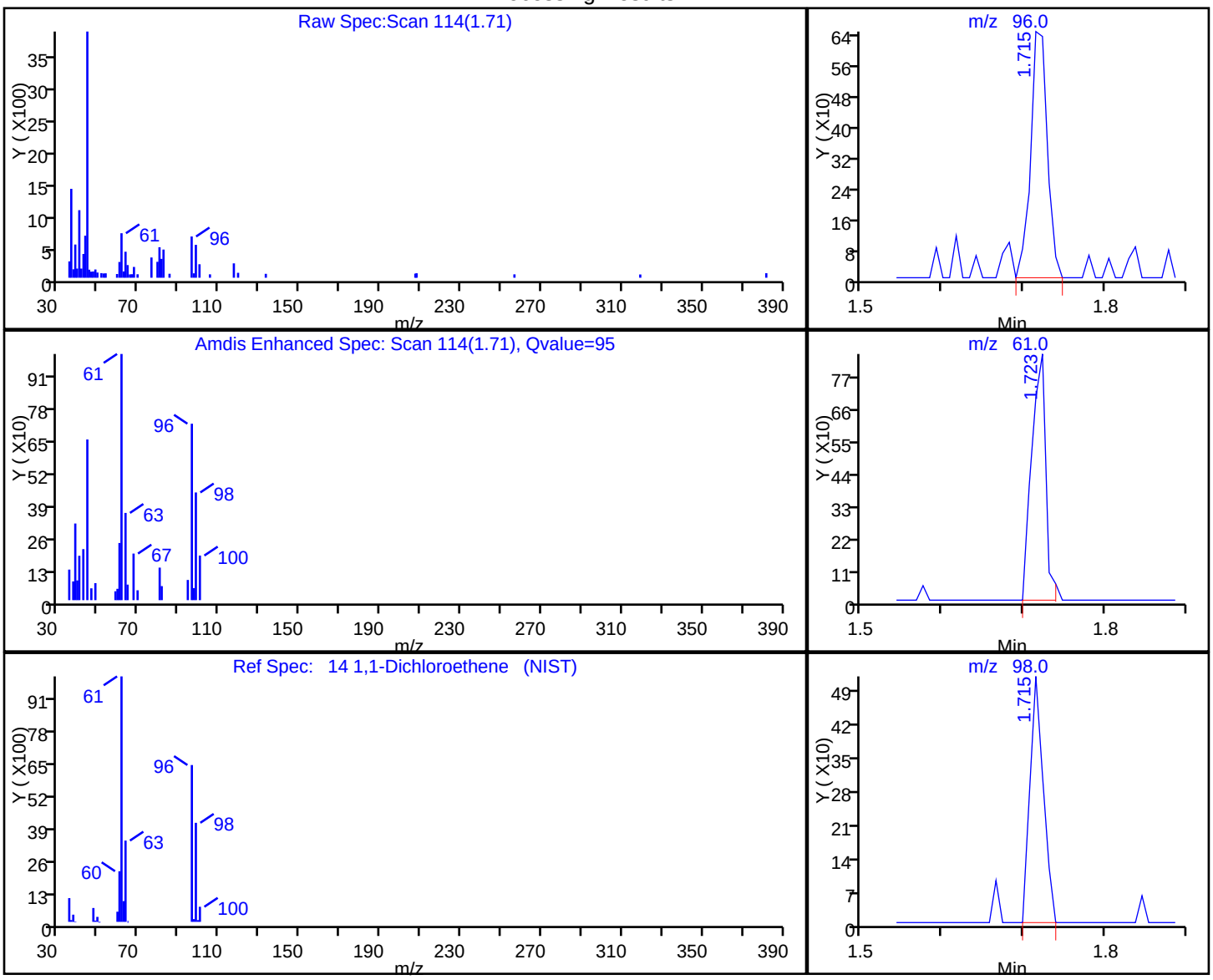

RT	Mass	Response	Amount
1.71	96.00	930	0.200206
1.72	61.00	1032	
1.71	98.00	593	
1.71	63.00	528	

Reviewer: baronm, 11-Mar-2018 20:54:39
Audit Action: Marked Compound Undetected Audit Reason: Invalid Compound ID

User Disabled Compound Report

TestAmerica Edison

Data File: \\ChromNA\Edison\ChromData\CVOAMS5\20180306-68384.b\E81971.D
Injection Date: 06-Mar-2018 05:27:30 Instrument ID: CVOAMS5
Lims ID: STD8
Client ID:
Operator ID: ALS Bottle#: 1 Worklist Smp#: 2
Purge Vol: 5.000 mL Dil. Factor: 1.0000
Method: 8260W_5 Limit Group: VOA - 8260C DKQP Water and Solid
Column: Rtx-VMS (0.18 mm) Detector MS SCAN

51 1,1-Dichloropropene, CAS: 563-58-6

Processing Results

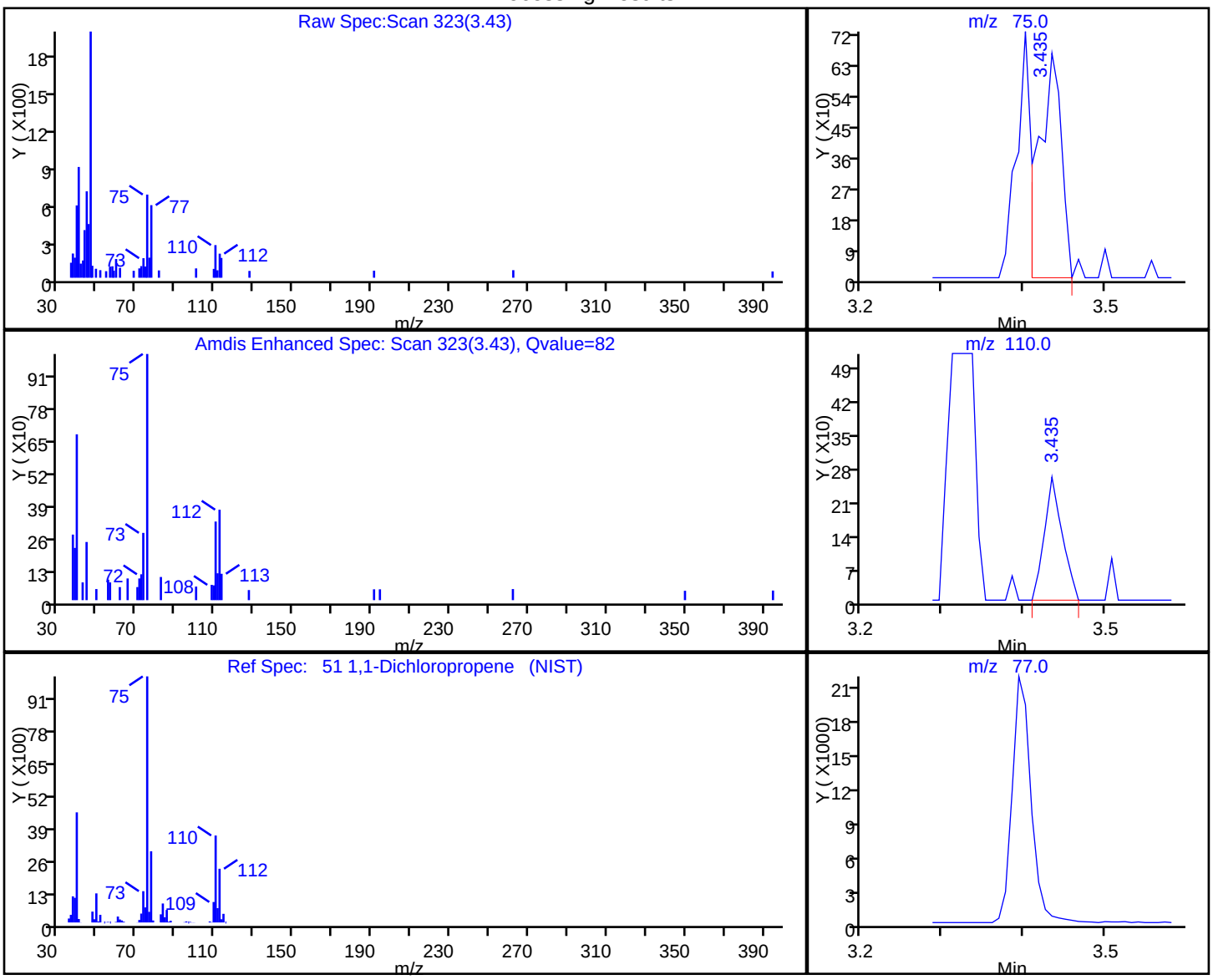

RT	Mass	Response	Amount
3.43	75.00	1274	0.271296
3.43	110.00	400	
3.43	77.00	0	

Reviewer: baronm, 11-Mar-2018 20:54:39
Audit Action: Marked Compound Undetected Audit Reason: Invalid Compound ID

User Disabled Compound Report

TestAmerica Edison

Data File: \\ChromNA\Edison\ChromData\CVOAMS5\20180306-68384.b\E81971.D
Injection Date: 06-Mar-2018 05:27:30 Instrument ID: CVOAMS5
Lims ID: STD8
Client ID:
Operator ID: ALS Bottle#: 1 Worklist Smp#: 2
Purge Vol: 5.000 mL Dil. Factor: 1.0000
Method: 8260W_5 Limit Group: VOA - 8260C DKQP Water and Solid
Column: Rtx-VMS (0.18 mm) Detector MS SCAN

133 1,2,3-Trichlorobenzene, CAS: 87-61-6

Processing Results

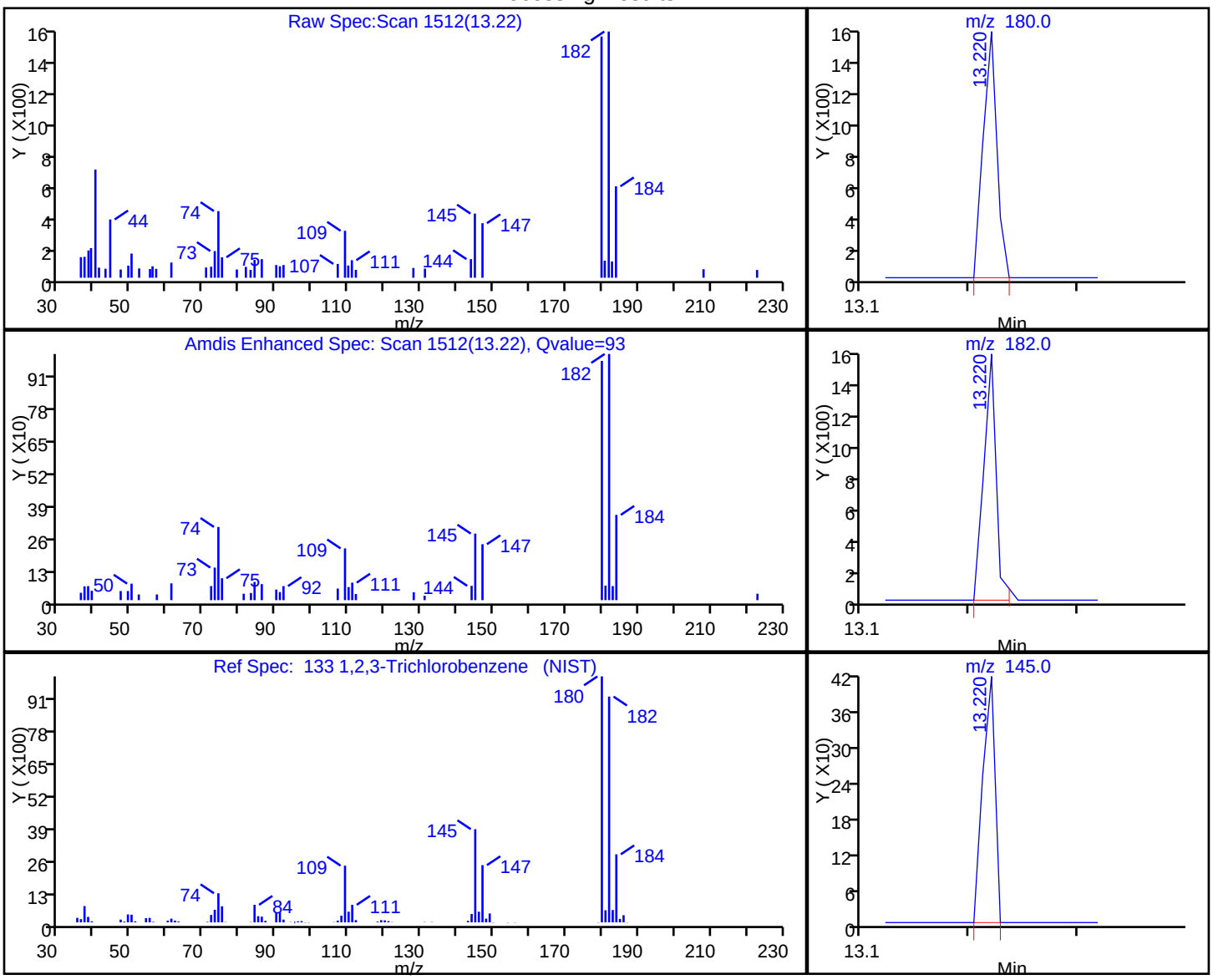

RT	Mass	Response	Amount
13.22	180.00	1377	0.477758
13.22	182.00	1261	
13.22	145.00	327	

Reviewer: baronm, 11-Mar-2018 20:54:39
Audit Action: Marked Compound Undetected Audit Reason: Invalid Compound ID

User Disabled Compound Report

TestAmerica Edison

Data File: \\ChromNA\Edison\ChromData\CVOAMS5\20180306-68384.b\E81971.D
Injection Date: 06-Mar-2018 05:27:30 Instrument ID: CVOAMS5
Lims ID: STD8
Client ID:
Operator ID: ALS Bottle#: 1 Worklist Smp#: 2
Purge Vol: 5.000 mL Dil. Factor: 1.0000
Method: 8260W_5 Limit Group: VOA - 8260C DKQP Water and Solid
Column: Rtx-VMS (0.18 mm) Detector MS SCAN

109 1,2,3-Trichloropropane, CAS: 96-18-4

Processing Results

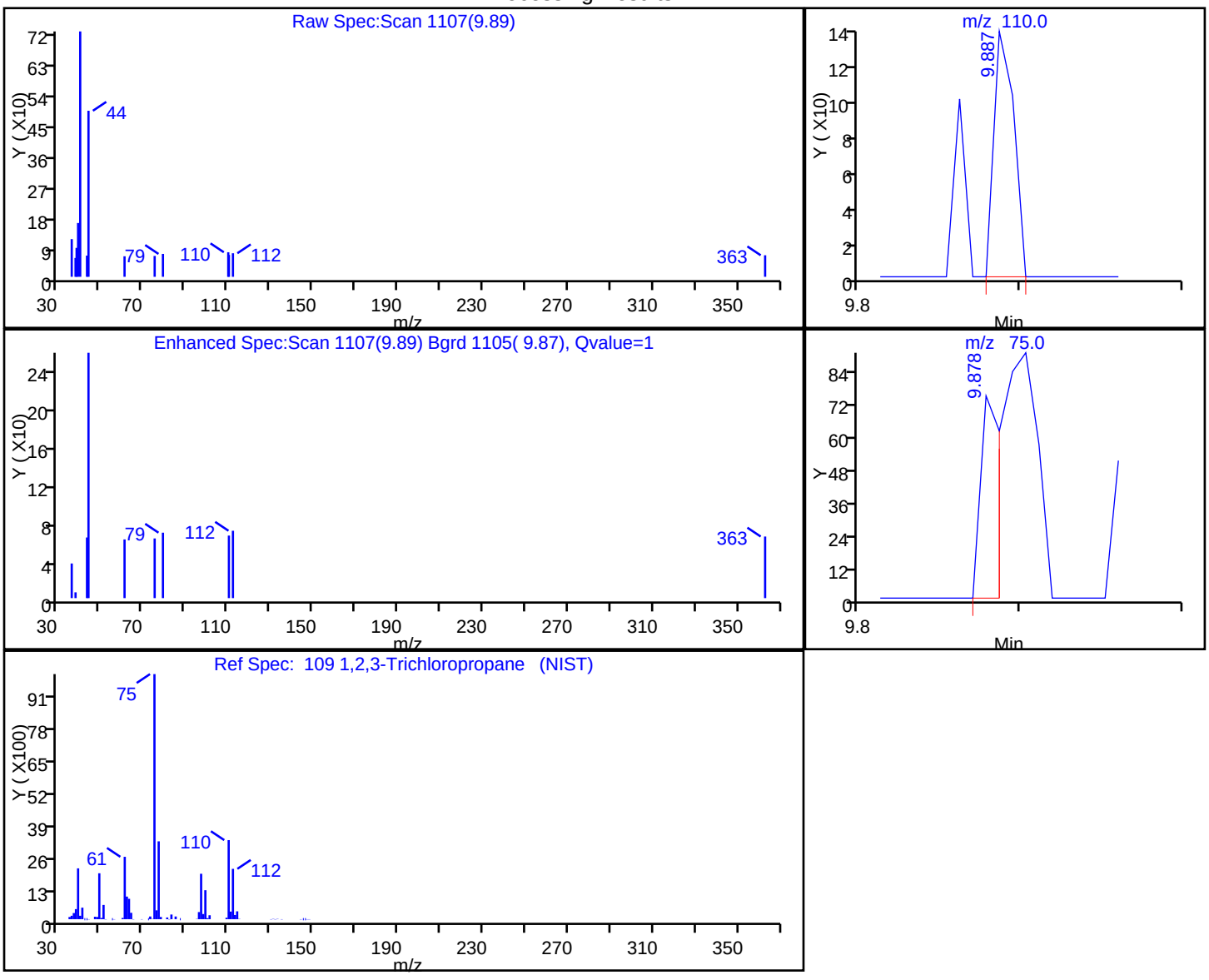

RT	Mass	Response	Amount
9.89	110.00	118	0.166213
9.88	75.00	68	

Reviewer: baronm, 11-Mar-2018 20:54:39
Audit Action: Marked Compound Undetected Audit Reason: Invalid Compound ID

User Disabled Compound Report

TestAmerica Edison

Data File: \\ChromNA\Edison\ChromData\CVOAMS5\20180306-68384.b\E81971.D
Injection Date: 06-Mar-2018 05:27:30 Instrument ID: CVOAMS5
Lims ID: STD8
Client ID:
Operator ID: ALS Bottle#: 1 Worklist Smp#: 2
Purge Vol: 5.000 mL Dil. Factor: 1.0000
Method: 8260W_5 Limit Group: VOA - 8260C DKQP Water and Solid
Column: Rtx-VMS (0.18 mm) Detector MS SCAN

127 1,2,4,5-Tetramethylbenzene, CAS: 95-93-2

Processing Results

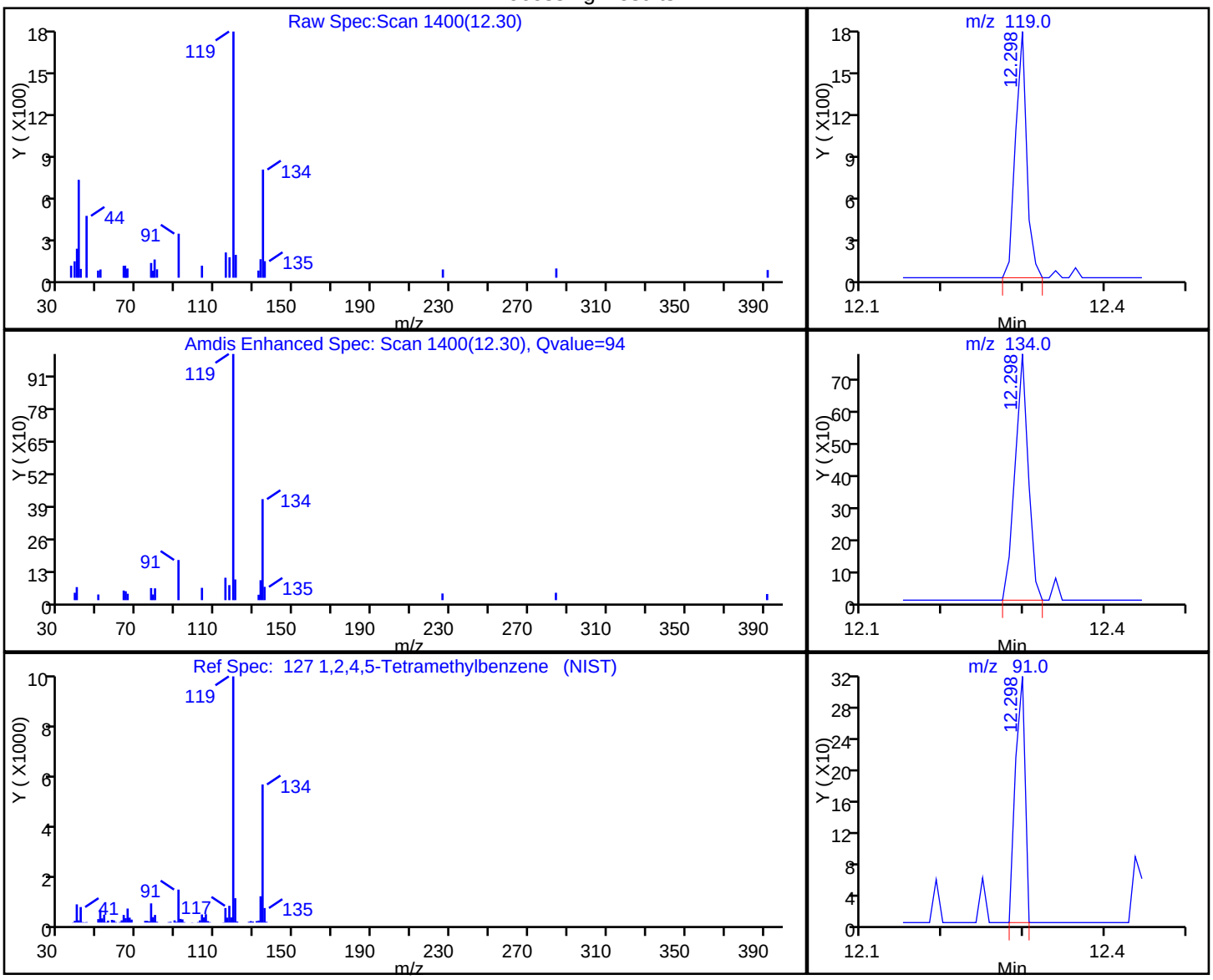

RT	Mass	Response	Amount
12.30	119.00	1693	0.228332
12.30	134.00	879	
12.30	91.00	259	

Reviewer: baronm, 11-Mar-2018 20:54:39
Audit Action: Marked Compound Undetected Audit Reason: Invalid Compound ID

User Disabled Compound Report

TestAmerica Edison

Data File: \\ChromNA\Edison\ChromData\CVOAMS5\20180306-68384.b\E81971.D
Injection Date: 06-Mar-2018 05:27:30 Instrument ID: CVOAMS5
Lims ID: STD8
Client ID:
Operator ID: ALS Bottle#: 1 Worklist Smp#: 2
Purge Vol: 5.000 mL Dil. Factor: 1.0000
Method: 8260W_5 Limit Group: VOA - 8260C DKQP Water and Solid
Column: Rtx-VMS (0.18 mm) Detector MS SCAN

130 1,2,4-Trichlorobenzene, CAS: 120-82-1

Processing Results

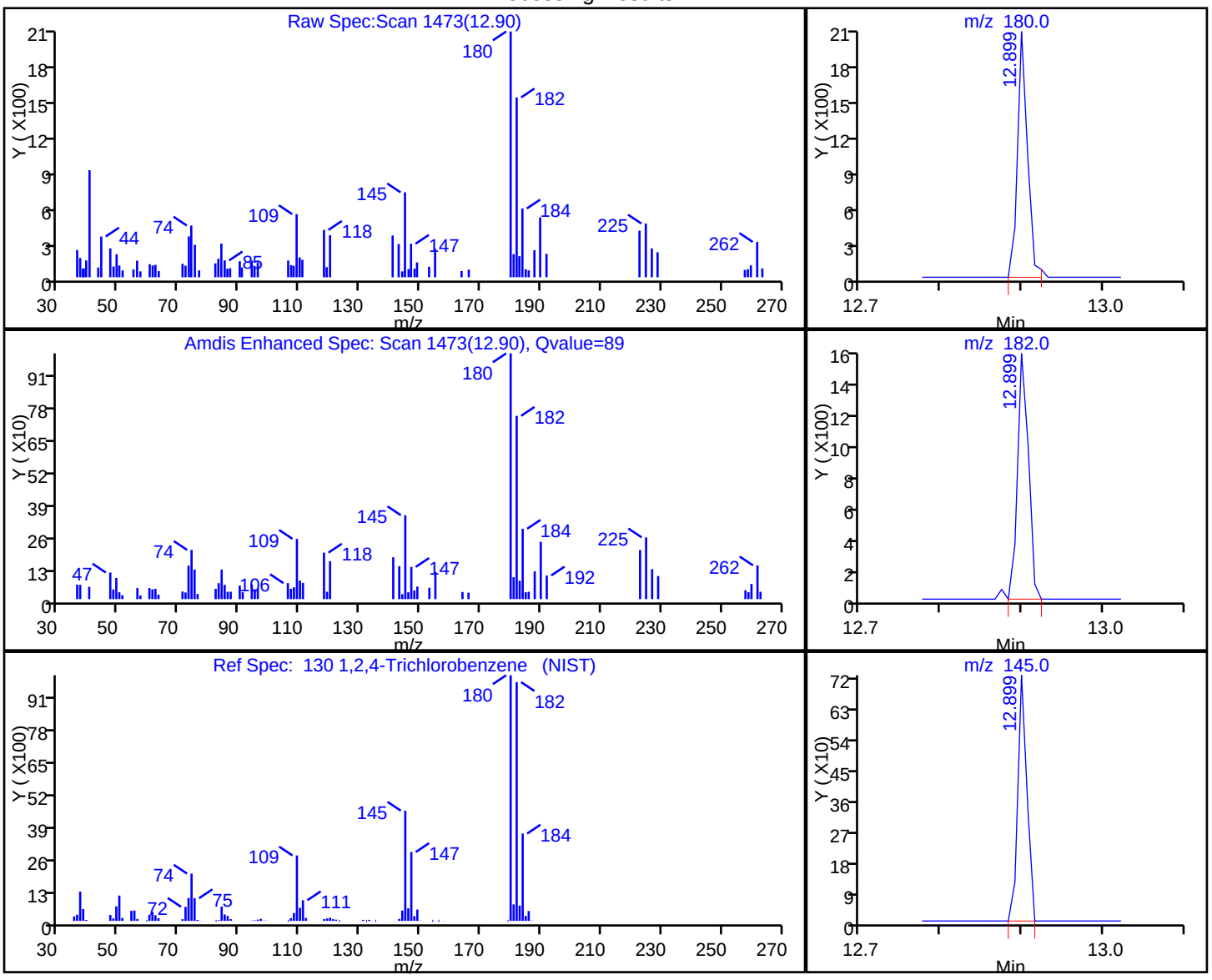

RT	Mass	Response	Amount
12.90	180.00	1796	0.422546
12.90	182.00	1436	
12.90	145.00	568	

Reviewer: baronm, 11-Mar-2018 20:54:39
Audit Action: Marked Compound Undetected Audit Reason: Invalid Compound ID

User Disabled Compound Report

TestAmerica Edison

Data File: \\ChromNA\Edison\ChromData\CVOAMS5\20180306-68384.b\E81971.D
Injection Date: 06-Mar-2018 05:27:30 Instrument ID: CVOAMS5
Lims ID: STD8
Client ID:
Operator ID: ALS Bottle#: 1 Worklist Smp#: 2
Purge Vol: 5.000 mL Dil. Factor: 1.0000
Method: 8260W_5 Limit Group: VOA - 8260C DKQP Water and Solid
Column: Rtx-VMS (0.18 mm) Detector MS SCAN

114 1,2,4-Trimethylbenzene, CAS: 95-63-6

Processing Results

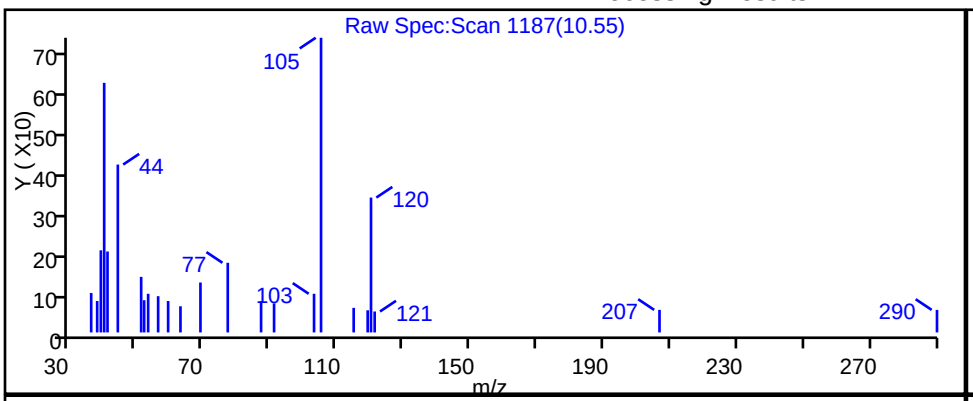

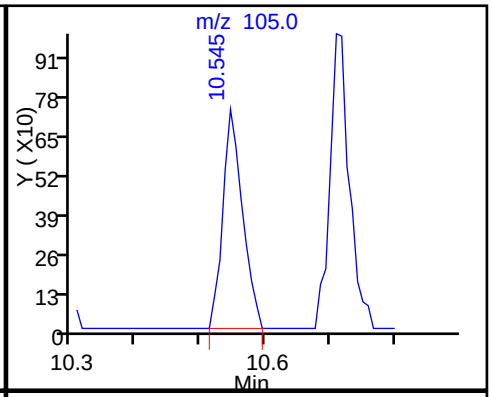

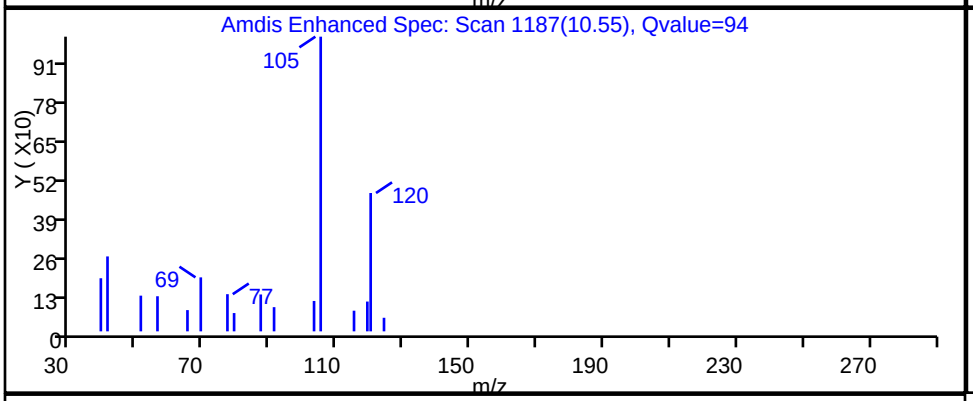

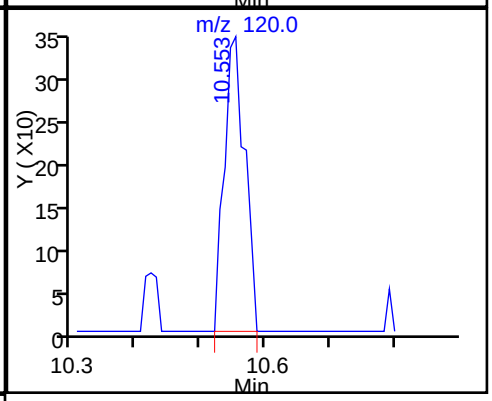

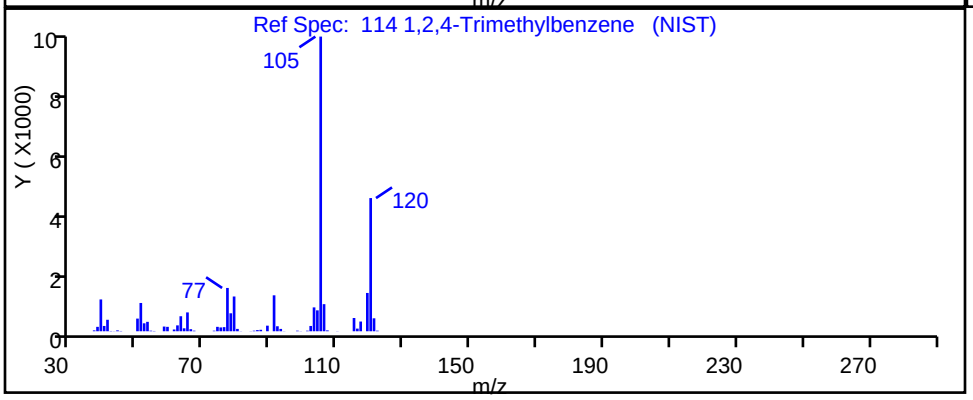

RT	Mass	Response	Amount
10.55	105.00	1556	0.155856
10.55	120.00	771	

Reviewer: baronm, 11-Mar-2018 20:54:39
Audit Action: Marked Compound Undetected Audit Reason: Invalid Compound ID

User Disabled Compound Report

TestAmerica Edison

Data File: \\ChromNA\Edison\ChromData\CVOAMS5\20180306-68384.b\E81971.D
Injection Date: 06-Mar-2018 05:27:30 Instrument ID: CVOAMS5
Lims ID: STD8
Client ID:
Operator ID: ALS Bottle#: 1 Worklist Smp#: 2
Purge Vol: 5.000 mL Dil. Factor: 1.0000
Method: 8260W_5 Limit Group: VOA - 8260C DKQP Water and Solid
Column: Rtx-VMS (0.18 mm) Detector MS SCAN

128 1,2-Dibromo-3-Chloropropane, CAS: 96-12-8

Processing Results

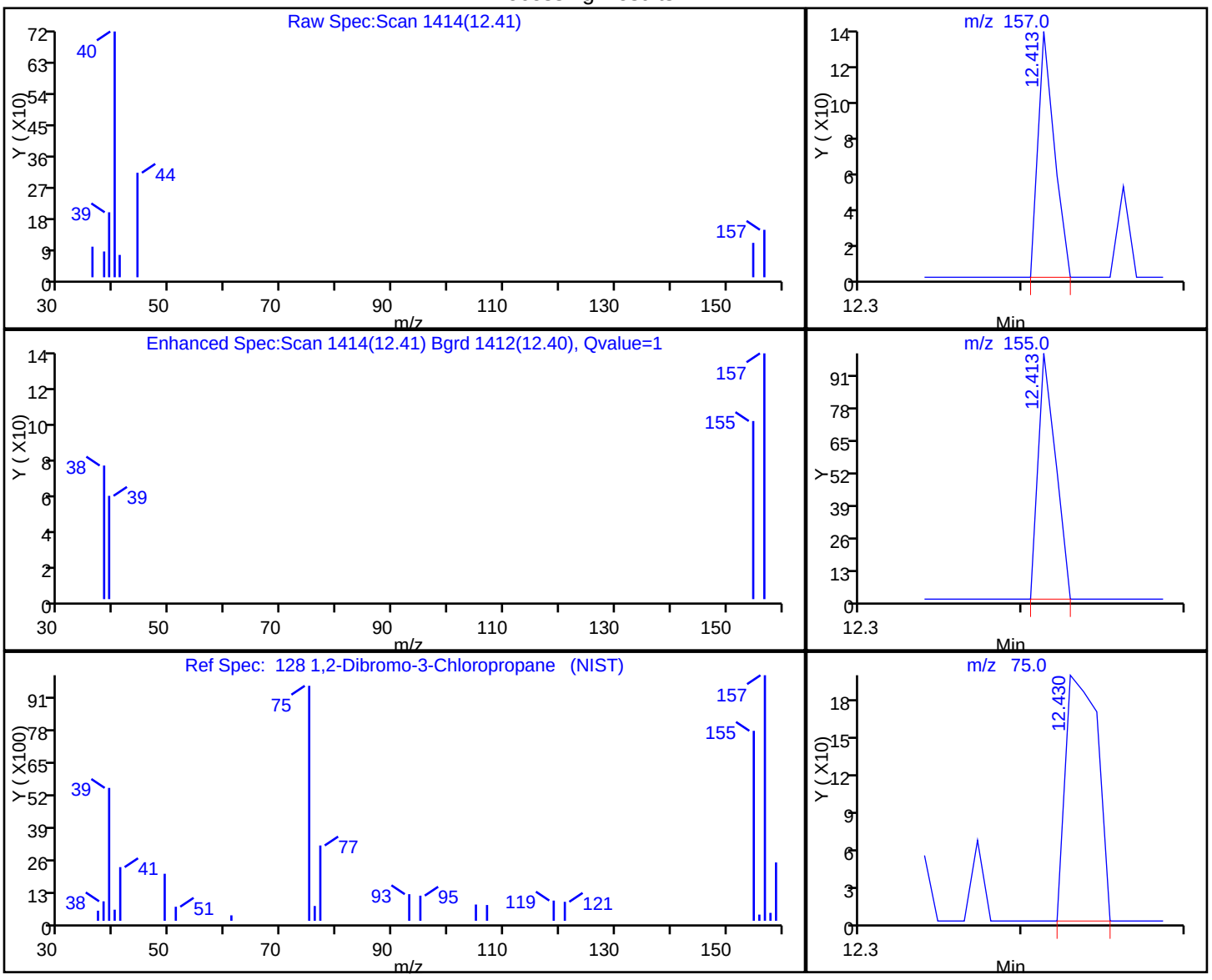

RT	Mass	Response	Amount
12.41	157.00	96	0.245298
12.41	155.00	75	
12.43	75.00	268	

Reviewer: baronm, 11-Mar-2018 20:54:39
Audit Action: Marked Compound Undetected Audit Reason: Invalid Compound ID

User Disabled Compound Report

TestAmerica Edison

Data File: \\ChromNA\Edison\ChromData\CVOAMS5\20180306-68384.b\E81971.D
Injection Date: 06-Mar-2018 05:27:30 Instrument ID: CVOAMS5
Lims ID: STD8
Client ID:
Operator ID: ALS Bottle#: 1 Worklist Smp#: 2
Purge Vol: 5.000 mL Dil. Factor: 1.0000
Method: 8260W_5 Limit Group: VOA - 8260C DKQP Water and Solid
Column: Rtx-VMS (0.18 mm) Detector MS SCAN

15 1,2-Dichloro-1,1,2-trifluoroethane, CAS: 354-23-4

Processing Results

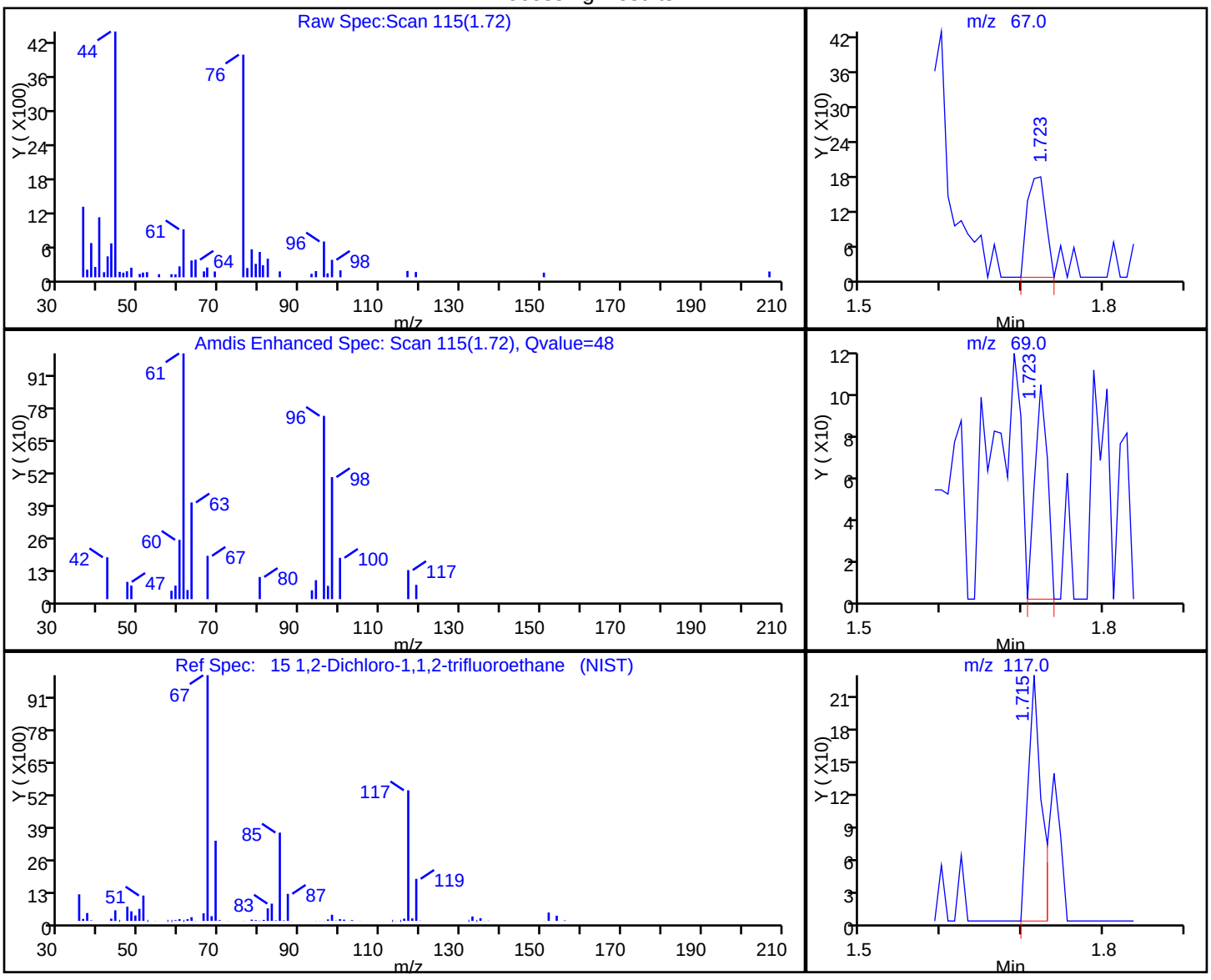

RT	Mass	Response	Amount
1.72	67.00	274	0.056123
1.72	69.00	110	
1.71	117.00	259	
1.72	119.00	115	

Reviewer: baronm, 11-Mar-2018 20:54:39
Audit Action: Marked Compound Undetected Audit Reason: Invalid Compound ID

User Disabled Compound Report

TestAmerica Edison

Data File:	\\ChromNA\Edison\ChromData\CVOAMS5\20180306-68384.b\E81971.D		
Injection Date:	06-Mar-2018 05:27:30	Instrument ID:	CVOAMS5
Lims ID:	STD8		
Client ID:			
Operator ID:		ALS Bottle#:	1 Worklist Smp#: 2
Purge Vol:	5.000 mL	Dil. Factor:	1.0000
Method:	8260W_5	Limit Group:	VOA - 8260C DKQP Water and Solid
Column:	Rtx-VMS (0.18 mm)	Detector	MS SCAN

126 1,2-Dichlorobenzene, CAS: 95-50-1

Processing Results

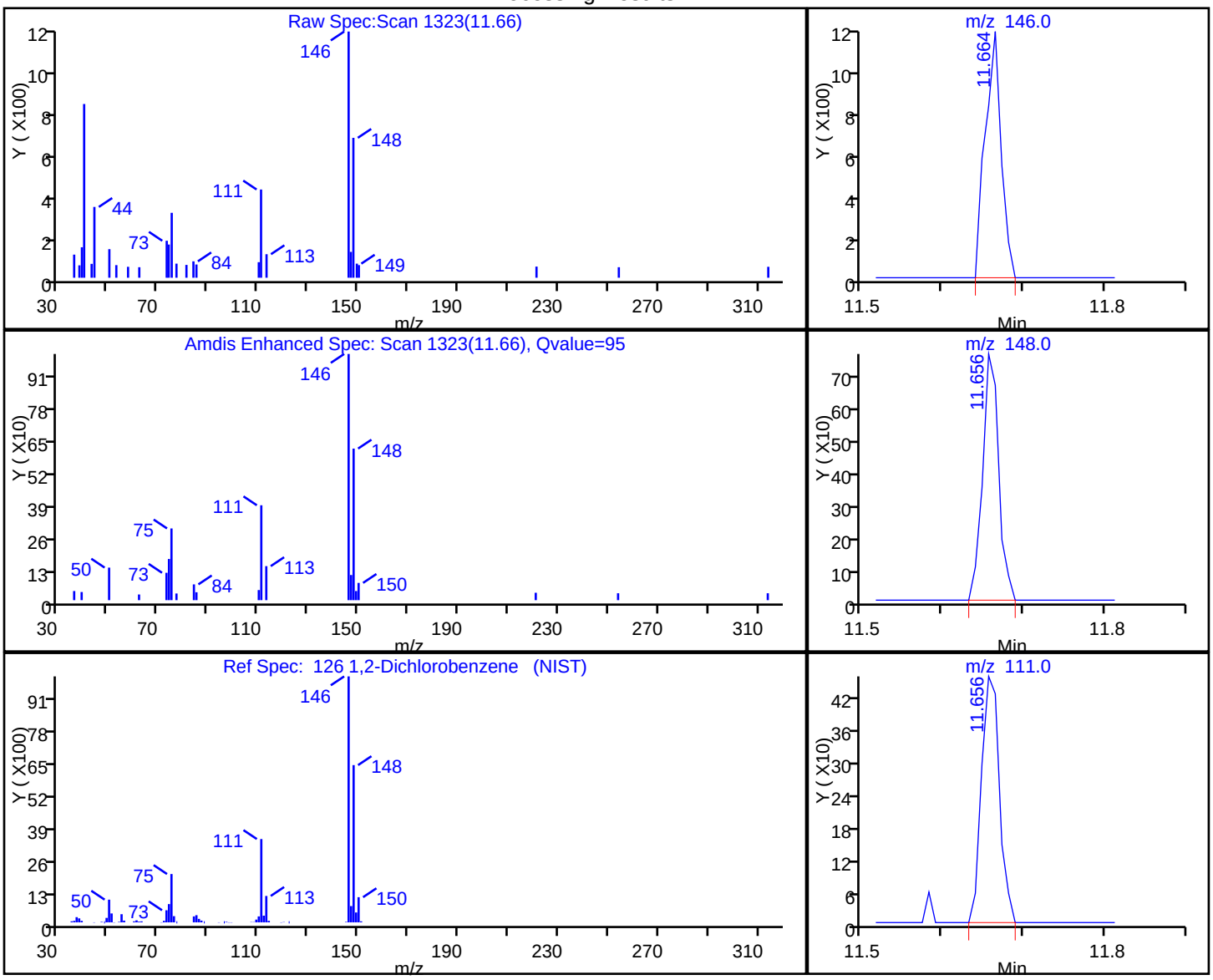

RT	Mass	Response	Amount
11.66	146.00	1609	0.249981
11.66	148.00	1058	
11.66	111.00	699	

Reviewer: baronm, 11-Mar-2018 20:54:39

Audit Action: Marked Compound Undetected Audit Reason: Invalid Compound ID

Report Date: 11-Mar-2018 21:28:24 Chrom Revision: 2.2 08-Feb-2018 13:38:42

User Disabled Compound Report

TestAmerica Edison

Data File: \\ChromNA\Edison\ChromData\CVOAMS5\20180306-68384.b\E81971.D

Injection Date: 06-Mar-2018 05:27:30 Instrument ID: CVOAMS5

Lims ID: STD8

Client ID:

Operator ID: ALS Bottle#: 1 Worklist Smp#: 2

Purge Vol: 5.000 mL Dil. Factor: 1.0000

Method: 8260W_5 Limit Group: VOA - 8260C DKQP Water and Solid

Column: Rtx-VMS (0.18 mm) Detector MS SCAN

59 1,2-Dichloroethane, CAS: 107-06-2

Processing Results

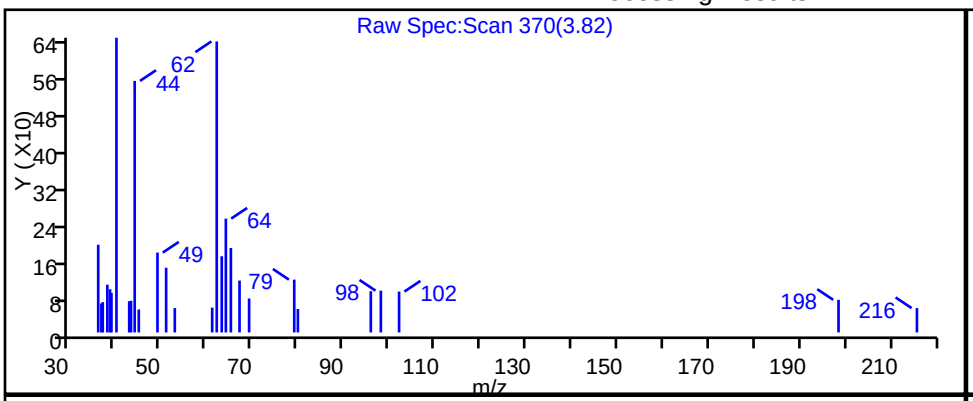

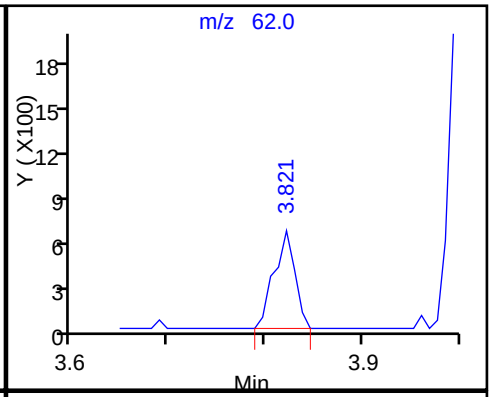

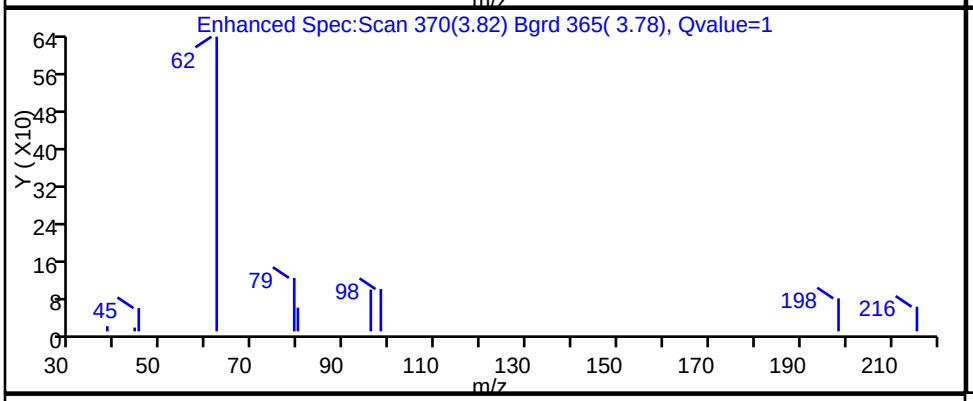

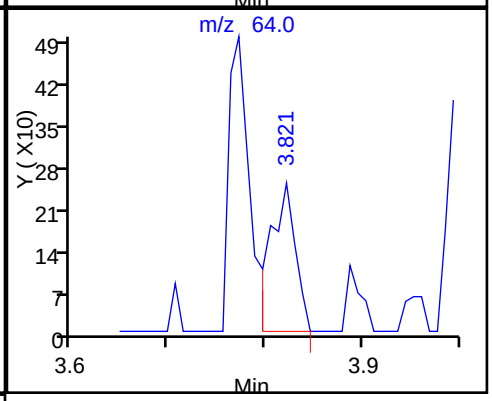

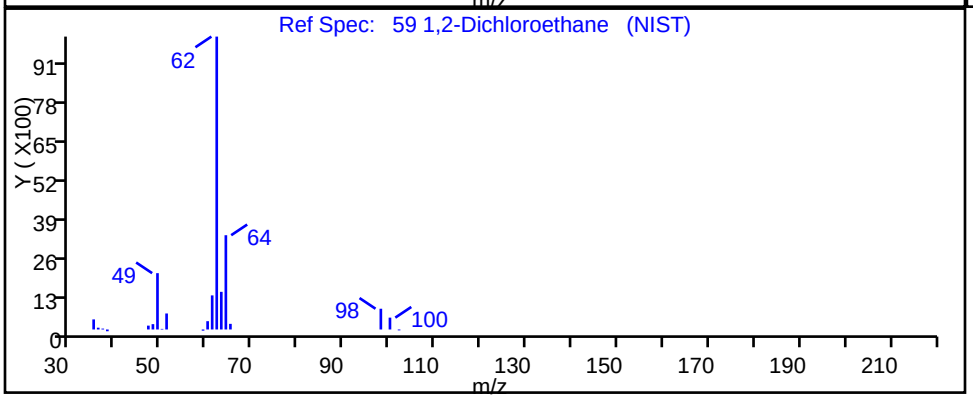

RT	Mass	Response	Amount
3.82	62.00	954	0.240323
3.82	64.00	449	

Reviewer: baronm, 11-Mar-2018 20:54:39

Audit Action: Marked Compound Undetected Audit Reason: Invalid Compound ID

User Disabled Compound Report

TestAmerica Edison

Data File:	\\ChromNA\Edison\ChromData\CVOAMS5\20180306-68384.b\E81971.D		
Injection Date:	06-Mar-2018 05:27:30	Instrument ID:	CVOAMS5
Lims ID:	STD8		
Client ID:			
Operator ID:		ALS Bottle#:	1 Worklist Smp#: 2
Purge Vol:	5.000 mL	Dil. Factor:	1.0000
Method:	8260W_5	Limit Group:	VOA - 8260C DKQP Water and Solid
Column:	Rtx-VMS (0.18 mm)	Detector	MS SCAN

129 1,3,5-Trichlorobenzene, CAS: 108-70-3

Processing Results

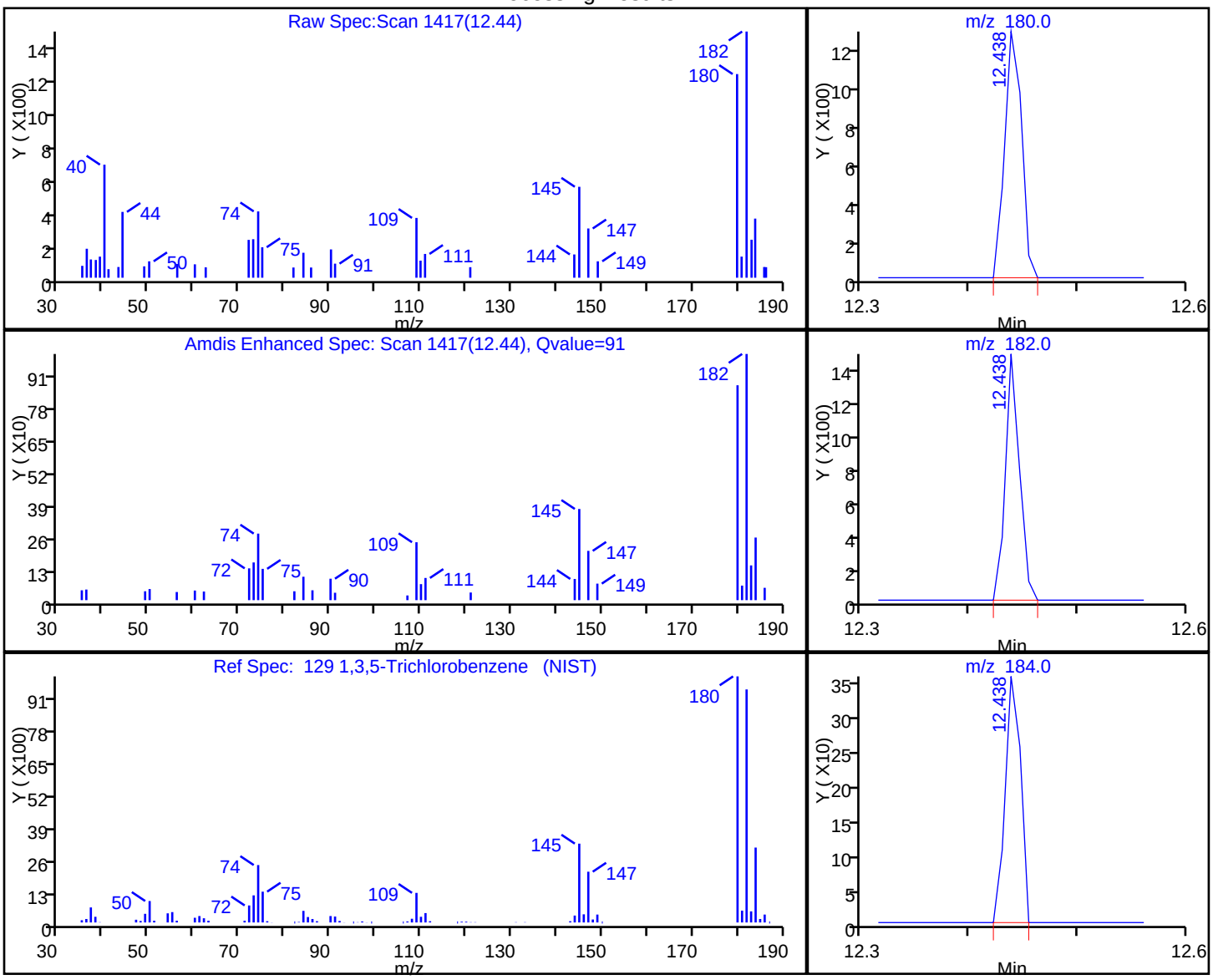

RT	Mass	Response	Amount
12.44	180.00	1325	0.334595
12.44	182.00	1340	
12.44	184.00	350	

Reviewer: baronm, 11-Mar-2018 20:54:39

Audit Action: Marked Compound Undetected Audit Reason: Invalid Compound ID

User Disabled Compound Report

TestAmerica Edison

Data File: \\ChromNA\Edison\ChromData\CVOAMS5\20180306-68384.b\E81971.D
Injection Date: 06-Mar-2018 05:27:30 Instrument ID: CVOAMS5
Lims ID: STD8
Client ID:
Operator ID: ALS Bottle#: 1 Worklist Smp#: 2
Purge Vol: 5.000 mL Dil. Factor: 1.0000
Method: 8260W_5 Limit Group: VOA - 8260C DKQP Water and Solid
Column: Rtx-VMS (0.18 mm) Detector MS SCAN

110 1,3,5-Trimethylbenzene, CAS: 108-67-8

Processing Results

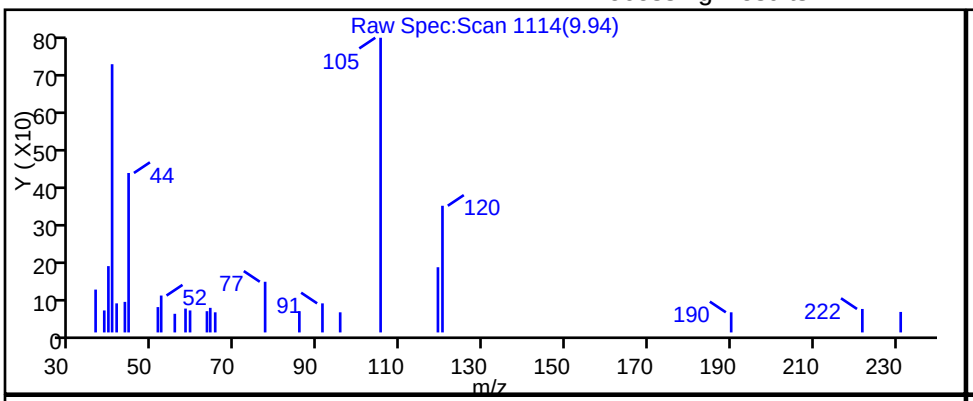

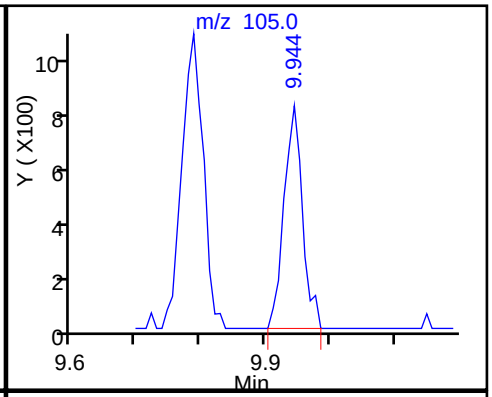

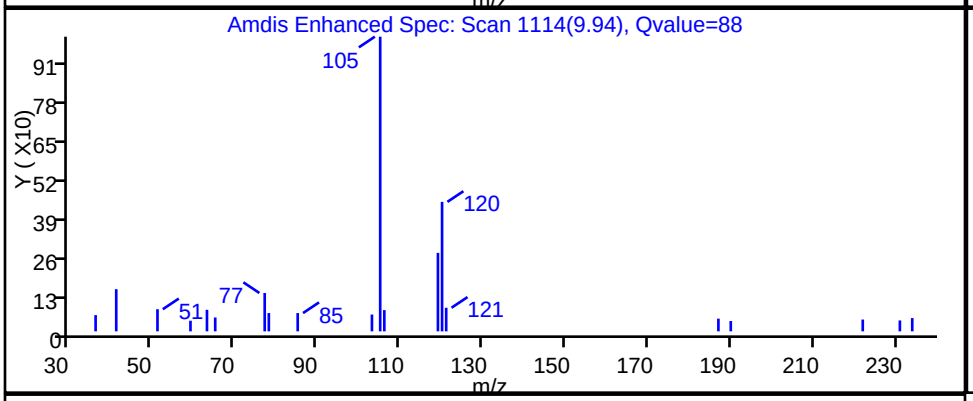

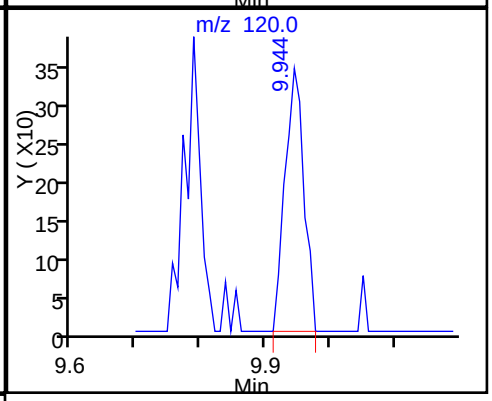

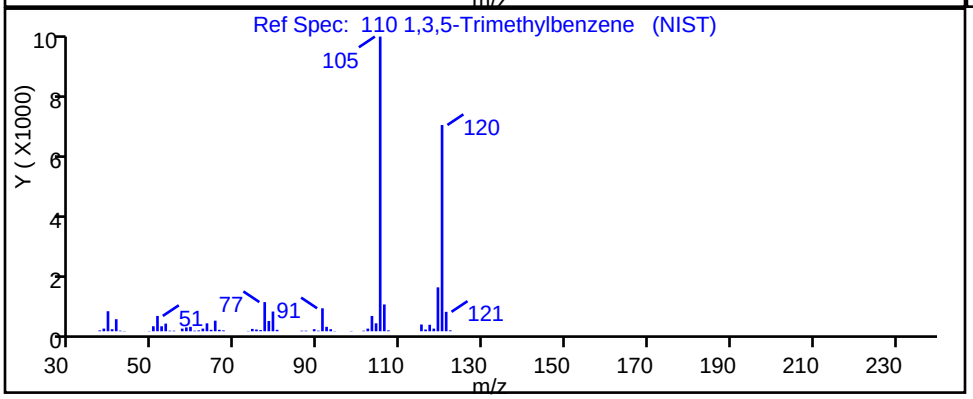

RT	Mass	Response	Amount
9.94	105.00	1578	0.167767
9.94	120.00	694	

Reviewer: baronm, 11-Mar-2018 20:54:39
Audit Action: Marked Compound Undetected Audit Reason: Invalid Compound ID

User Disabled Compound Report

TestAmerica Edison

Data File: \\ChromNA\Edison\ChromData\CVOAMS5\20180306-68384.b\E81971.D
Injection Date: 06-Mar-2018 05:27:30 Instrument ID: CVOAMS5
Lims ID: STD8
Client ID:
Operator ID: ALS Bottle#: 1 Worklist Smp#: 2
Purge Vol: 5.000 mL Dil. Factor: 1.0000
Method: 8260W_5 Limit Group: VOA - 8260C DKQP Water and Solid
Column: Rtx-VMS (0.18 mm) Detector MS SCAN

117 1,3-Dichlorobenzene, CAS: 541-73-1

Processing Results

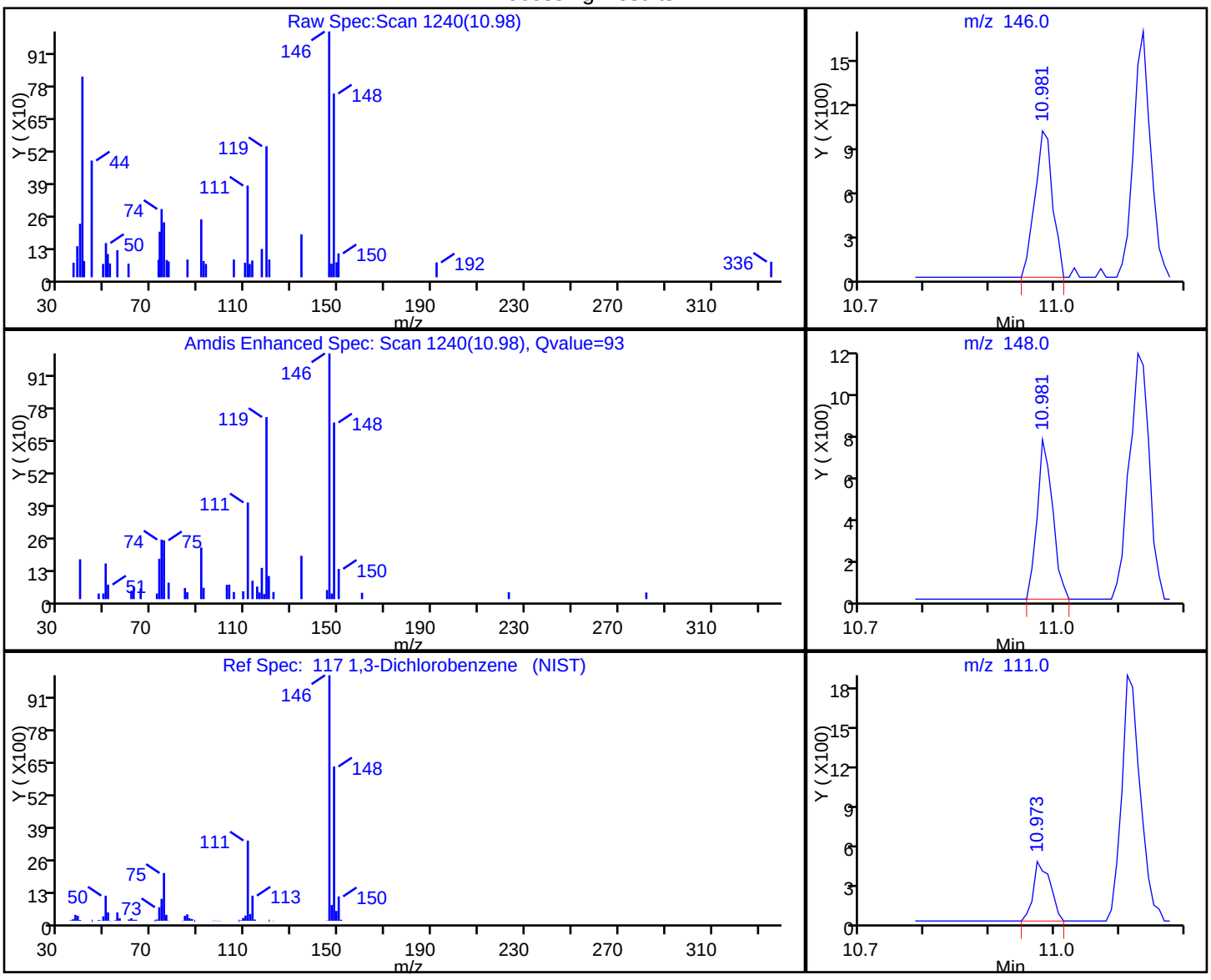

RT	Mass	Response	Amount
10.98	146.00	1899	0.268436
10.98	148.00	1240	
10.97	111.00	805	

Reviewer: baronm, 11-Mar-2018 20:54:39
Audit Action: Marked Compound Undetected Audit Reason: Invalid Compound ID

User Disabled Compound Report

TestAmerica Edison

Data File:	\\ChromNA\Edison\ChromData\CVOAMS5\20180306-68384.b\E81971.D		
Injection Date:	06-Mar-2018 05:27:30	Instrument ID:	CVOAMS5
Lims ID:	STD8		
Client ID:			
Operator ID:		ALS Bottle#:	1 Worklist Smp#: 2
Purge Vol:	5.000 mL	Dil. Factor:	1.0000
Method:	8260W_5	Limit Group:	VOA - 8260C DKQP Water and Solid
Column:	Rtx-VMS (0.18 mm)	Detector	MS SCAN

88 1,3-Dichloropropane, CAS: 142-28-9

Processing Results

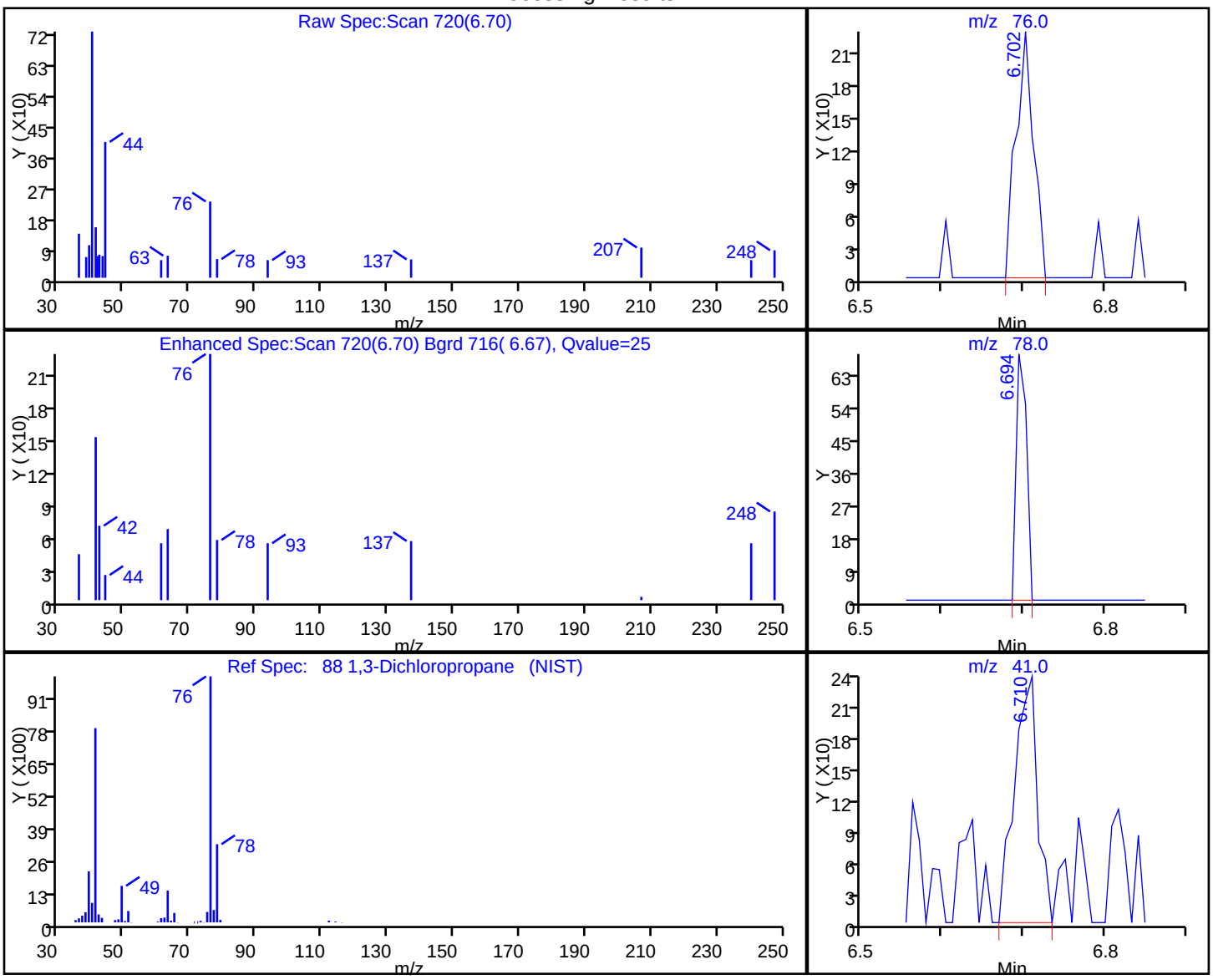

RT	Mass	Response	Amount
6.70	76.00	340	0.088422
6.69	78.00	61	
6.71	41.00	470	

Reviewer: baronm, 11-Mar-2018 20:54:39

Audit Action: Marked Compound Undetected Audit Reason: Invalid Compound ID

User Disabled Compound Report

TestAmerica Edison

Data File: \\ChromNA\Edison\ChromData\CVOAMS5\20180306-68384.b\E81971.D
Injection Date: 06-Mar-2018 05:27:30 Instrument ID: CVOAMS5
Lims ID: STD8
Client ID:
Operator ID: ALS Bottle#: 1 Worklist Smp#: 2
Purge Vol: 5.000 mL Dil. Factor: 1.0000
Method: 8260W_5 Limit Group: VOA - 8260C DKQP Water and Solid
Column: Rtx-VMS (0.18 mm) Detector MS SCAN

74 1,4-Dioxane, CAS: 123-91-1

Processing Results

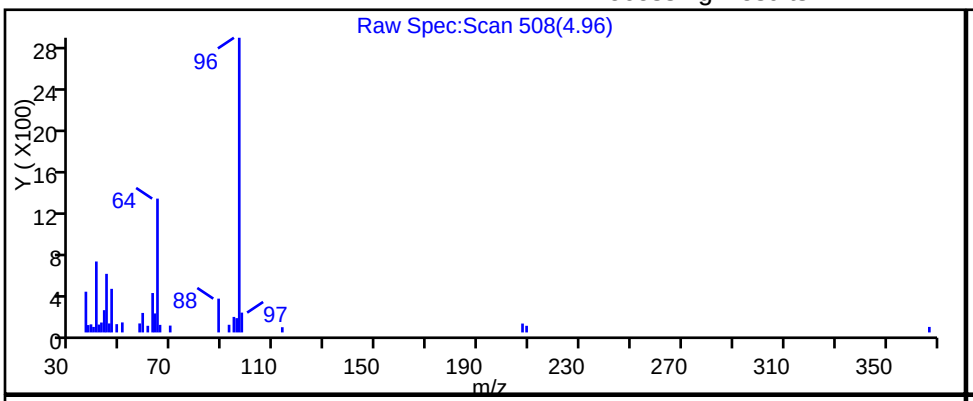

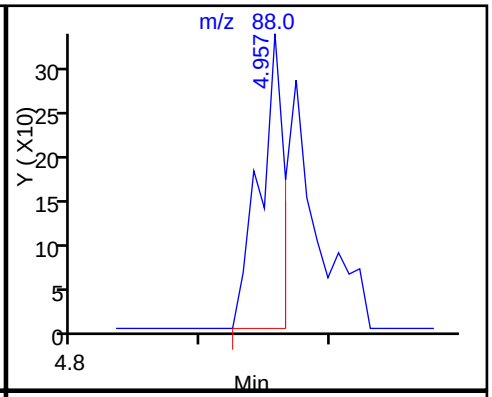

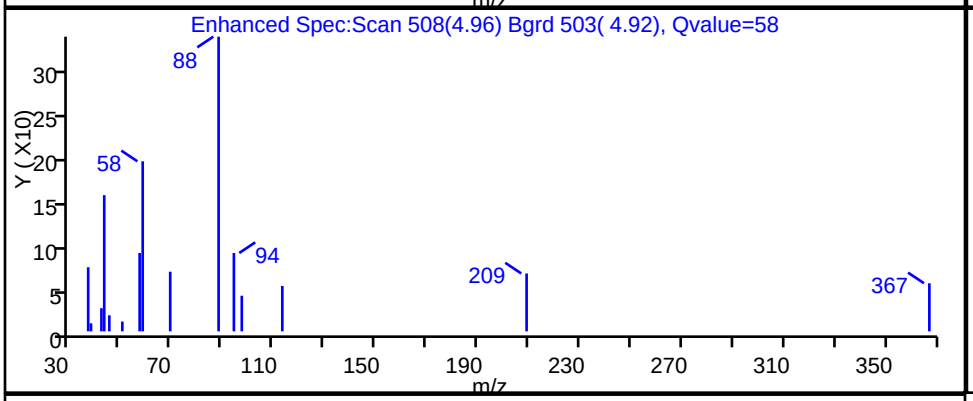

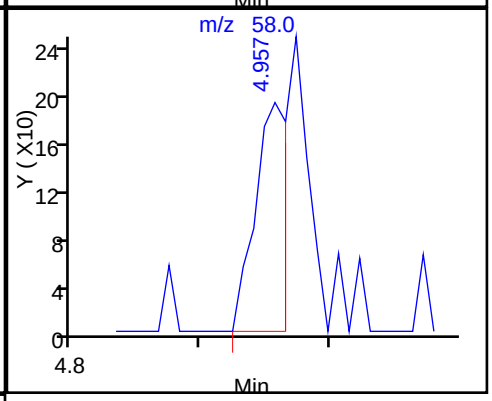

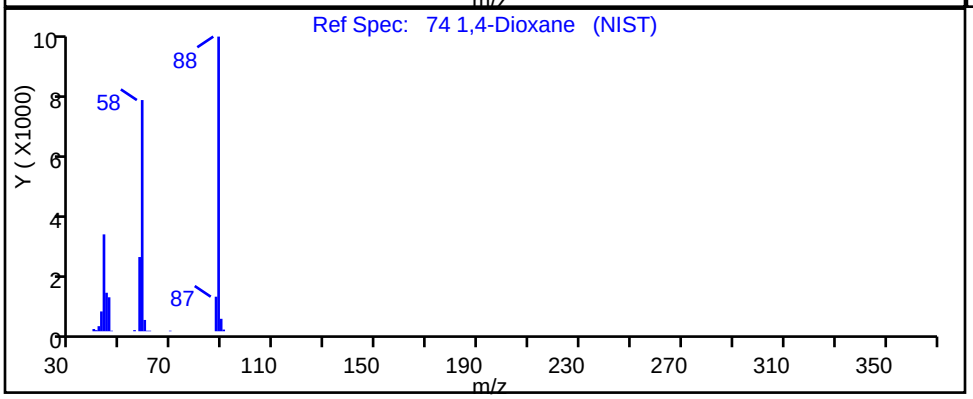

RT	Mass	Response	Amount
4.96	88.00	431	23.925248
4.96	58.00	334	

Reviewer: baronm, 11-Mar-2018 20:54:39
Audit Action: Marked Compound Undetected Audit Reason: Invalid Compound ID

User Disabled Compound Report

TestAmerica Edison

Data File: \\ChromNA\Edison\ChromData\CVOAMS5\20180306-68384.b\E81971.D
Injection Date: 06-Mar-2018 05:27:30 Instrument ID: CVOAMS5
Lims ID: STD8
Client ID:
Operator ID: ALS Bottle#: 1 Worklist Smp#: 2
Purge Vol: 5.000 mL Dil. Factor: 1.0000
Method: 8260W_5 Limit Group: VOA - 8260C DKQP Water and Solid
Column: Rtx-VMS (0.18 mm) Detector MS SCAN

122 2,3-Dihydroindene, CAS: 496-11-7

Processing Results

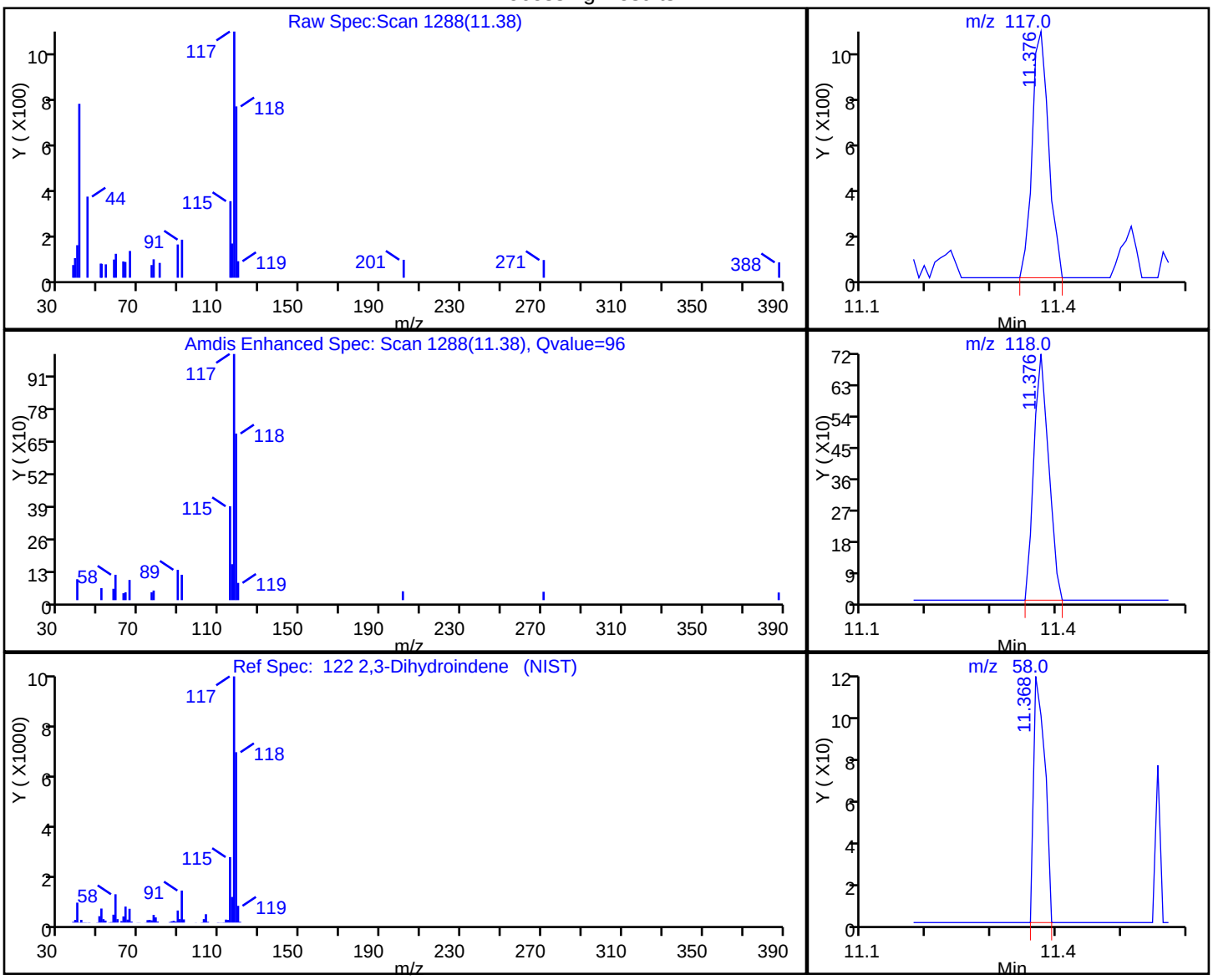

RT	Mass	Response	Amount
11.38	117.00	1820	0.170361
11.38	118.00	1138	
11.37	58.00	143	

Reviewer: baronm, 11-Mar-2018 20:54:39
Audit Action: Marked Compound Undetected Audit Reason: Invalid Compound ID

User Disabled Compound Report

TestAmerica Edison

Data File:	\\ChromNA\Edison\ChromData\CVOAMS5\20180306-68384.b\E81971.D		
Injection Date:	06-Mar-2018 05:27:30	Instrument ID:	CVOAMS5
Lims ID:	STD8		
Client ID:			
Operator ID:		ALS Bottle#:	1 Worklist Smp#: 2
Purge Vol:	5.000 mL	Dil. Factor:	1.0000
Method:	8260W_5	Limit Group:	VOA - 8260C DKQP Water and Solid
Column:	Rtx-VMS (0.18 mm)	Detector	MS SCAN

33 2-Chloro-1,3-butadiene, CAS: 126-99-8

Processing Results

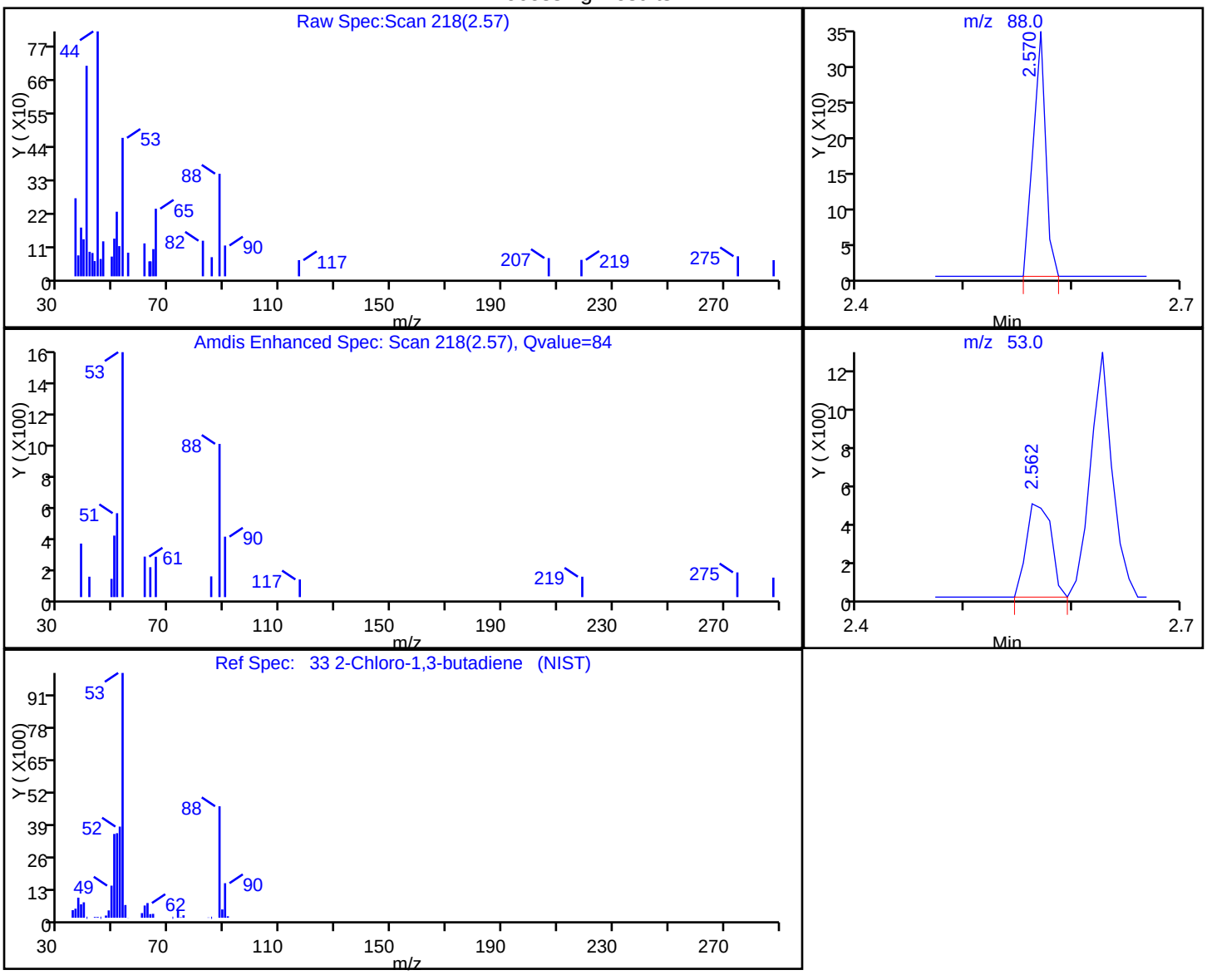

RT	Mass	Response	Amount
2.57	88.00	276	0.097616
2.56	53.00	783	

Reviewer: baronm, 11-Mar-2018 20:54:39

Audit Action: Marked Compound Undetected Audit Reason: Invalid Compound ID

User Disabled Compound Report

TestAmerica Edison

Data File: \\ChromNA\Edison\ChromData\CVOAMS5\20180306-68384.b\E81971.D
Injection Date: 06-Mar-2018 05:27:30 Instrument ID: CVOAMS5
Lims ID: STD8
Client ID:
Operator ID: ALS Bottle#: 1 Worklist Smp#: 2
Purge Vol: 5.000 mL Dil. Factor: 1.0000
Method: 8260W_5 Limit Group: VOA - 8260C DKQP Water and Solid
Column: Rtx-VMS (0.18 mm) Detector MS SCAN

107 2-Chlorotoluene, CAS: 95-49-8

Processing Results

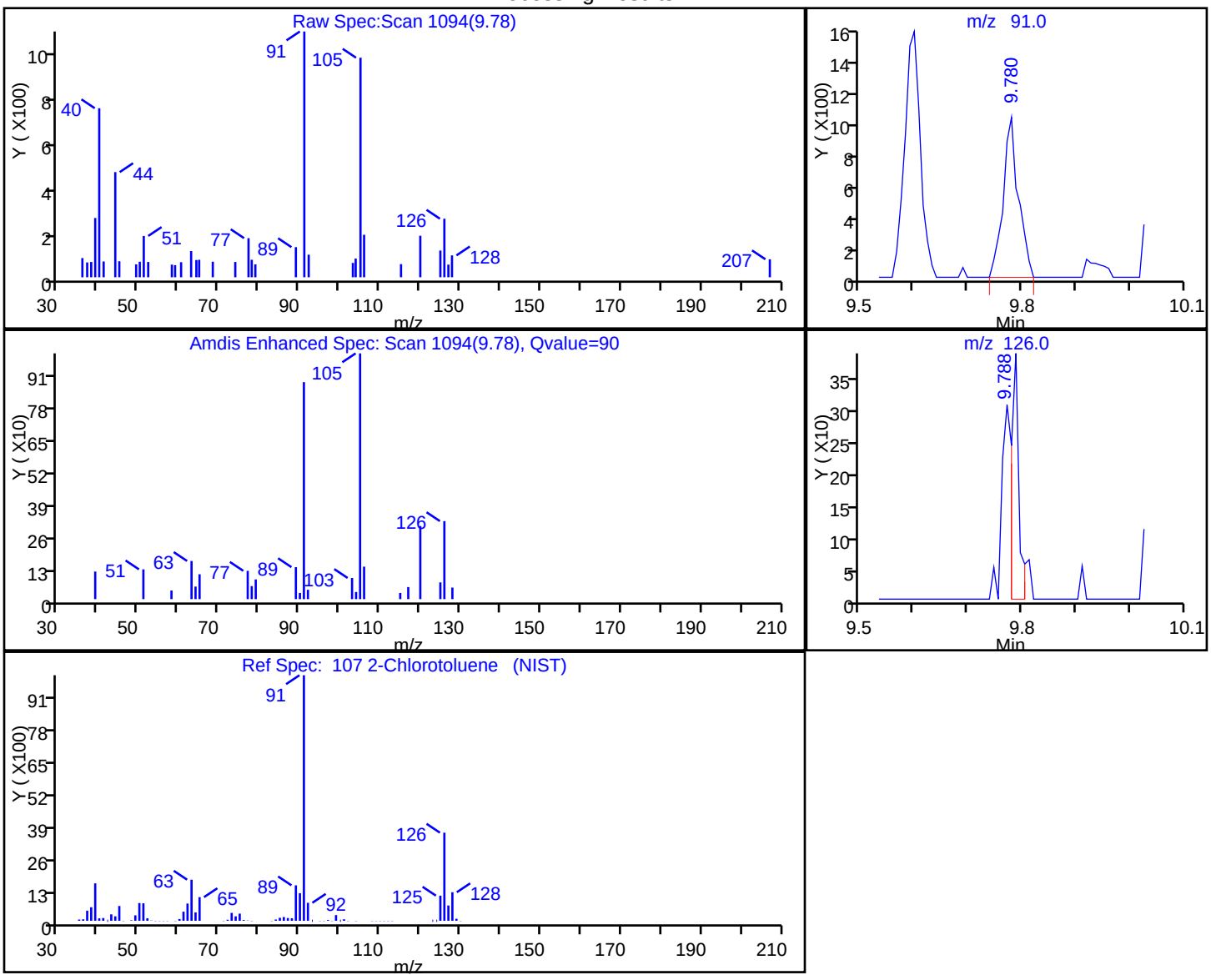

RT	Mass	Response	Amount
9.78	91.00	1994	0.197802
9.79	126.00	373	

Reviewer: baronm, 11-Mar-2018 20:54:39
Audit Action: Marked Compound Undetected Audit Reason: Invalid Compound ID

User Disabled Compound Report

TestAmerica Edison

Data File: \\ChromNA\Edison\ChromData\CVOAMS5\20180306-68384.b\E81971.D
Injection Date: 06-Mar-2018 05:27:30 Instrument ID: CVOAMS5
Lims ID: STD8
Client ID:
Operator ID: ALS Bottle#: 1 Worklist Smp#: 2
Purge Vol: 5.000 mL Dil. Factor: 1.0000
Method: 8260W_5 Limit Group: VOA - 8260C DKQP Water and Solid
Column: Rtx-VMS (0.18 mm) Detector MS SCAN

11 2-Methyl-1,3-butadiene, CAS: 78-79-5

Processing Results

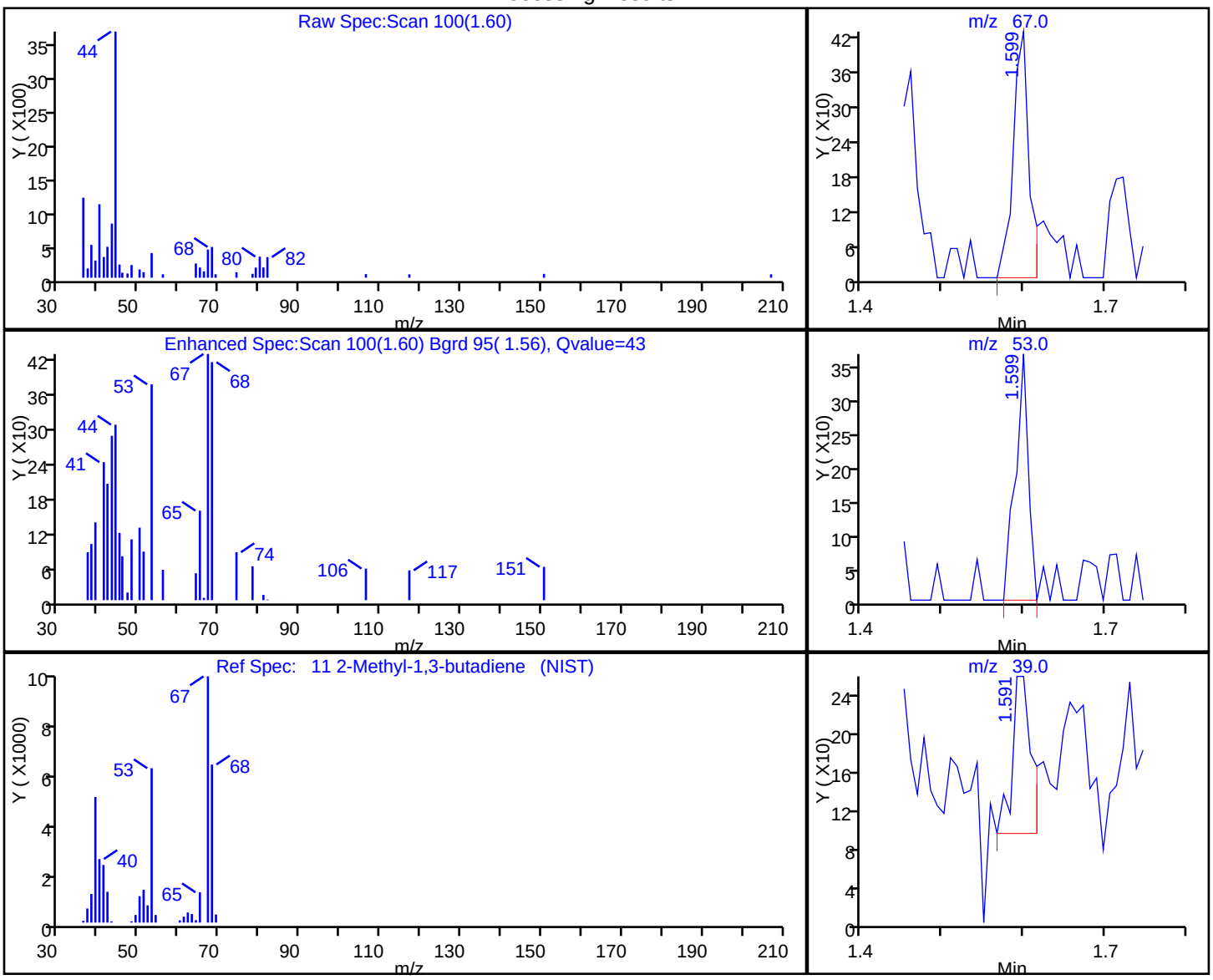

RT	Mass	Response	Amount
1.60	67.00	575	0.110060
1.60	53.00	410	
1.59	39.00	269	

Reviewer: baronm, 11-Mar-2018 20:54:39
Audit Action: Marked Compound Undetected Audit Reason: Invalid Compound ID

User Disabled Compound Report

TestAmerica Edison

Data File: \\ChromNA\Edison\ChromData\CVOAMS5\20180306-68384.b\E81971.D
Injection Date: 06-Mar-2018 05:27:30 Instrument ID: CVOAMS5
Lims ID: STD8
Client ID:
Operator ID: ALS Bottle#: 1 Worklist Smp#: 2
Purge Vol: 5.000 mL Dil. Factor: 1.0000
Method: 8260W_5 Limit Group: VOA - 8260C DKQP Water and Solid
Column: Rtx-VMS (0.18 mm) Detector MS SCAN

30 2-Methyl-2-propanol, CAS: 75-65-0

Processing Results

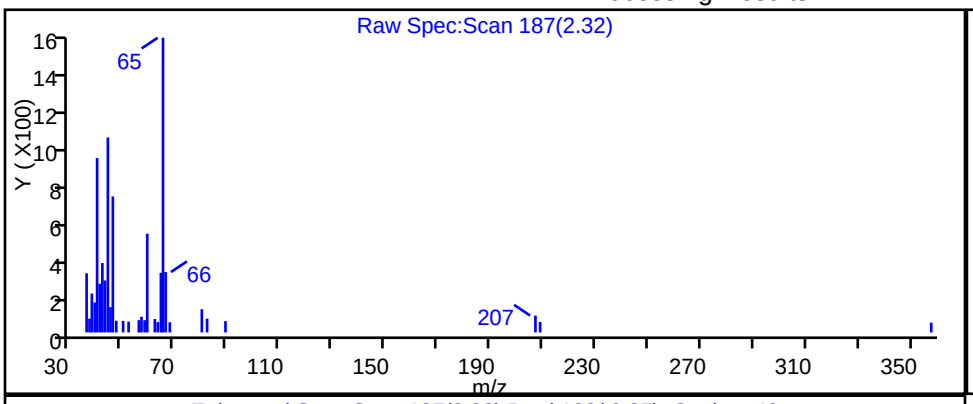

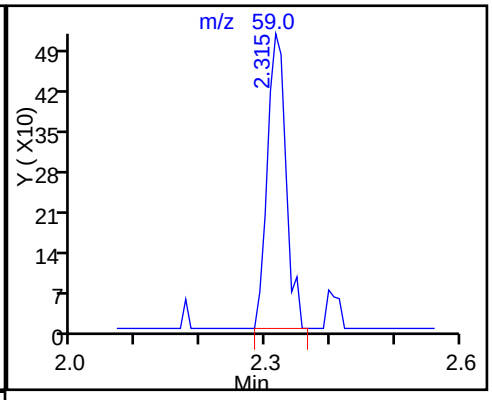

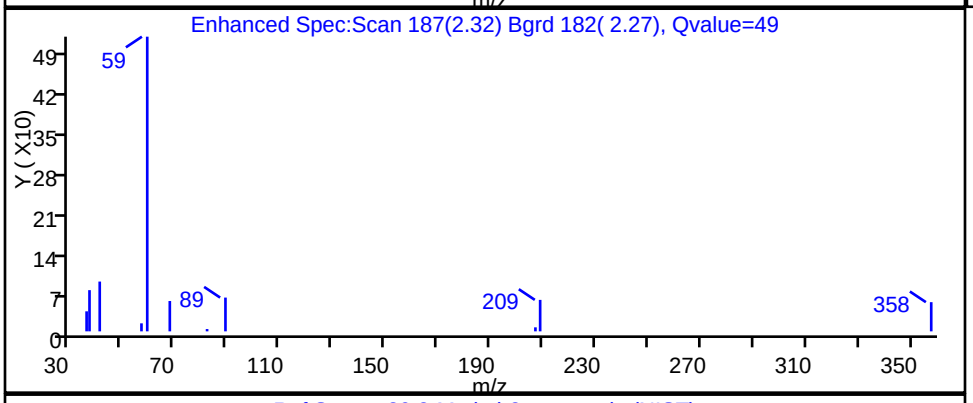

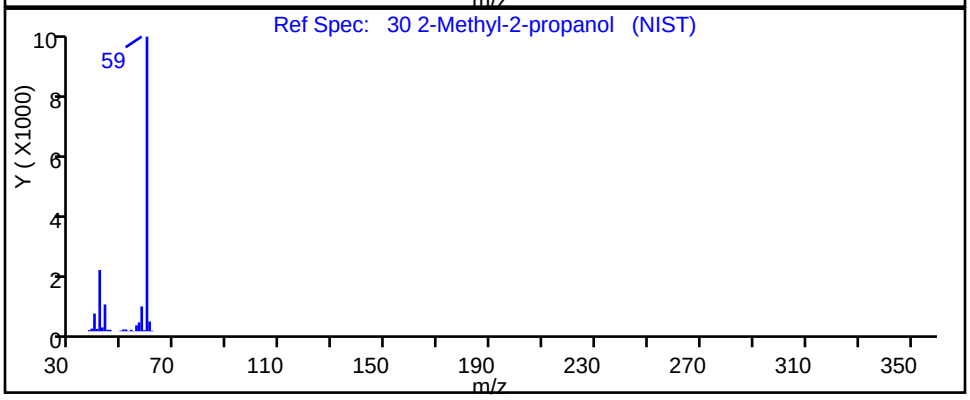

RT	Mass	Response	Amount
2.32	59.00	1031	9.458149

Reviewer: baronm, 11-Mar-2018 20:54:39
Audit Action: Marked Compound Undetected Audit Reason: Invalid Compound ID

User Disabled Compound Report

TestAmerica Edison

Data File: \\ChromNA\Edison\ChromData\CVOAMS5\20180306-68384.b\E81971.D
Injection Date: 06-Mar-2018 05:27:30 Instrument ID: CVOAMS5
Lims ID: STD8
Client ID:
Operator ID: ALS Bottle#: 1 Worklist Smp#: 2
Purge Vol: 5.000 mL Dil. Factor: 1.0000
Method: 8260W_5 Limit Group: VOA - 8260C DKQP Water and Solid
Column: Rtx-VMS (0.18 mm) Detector MS SCAN

81 2-Nitropropane, CAS: 79-46-9

Processing Results

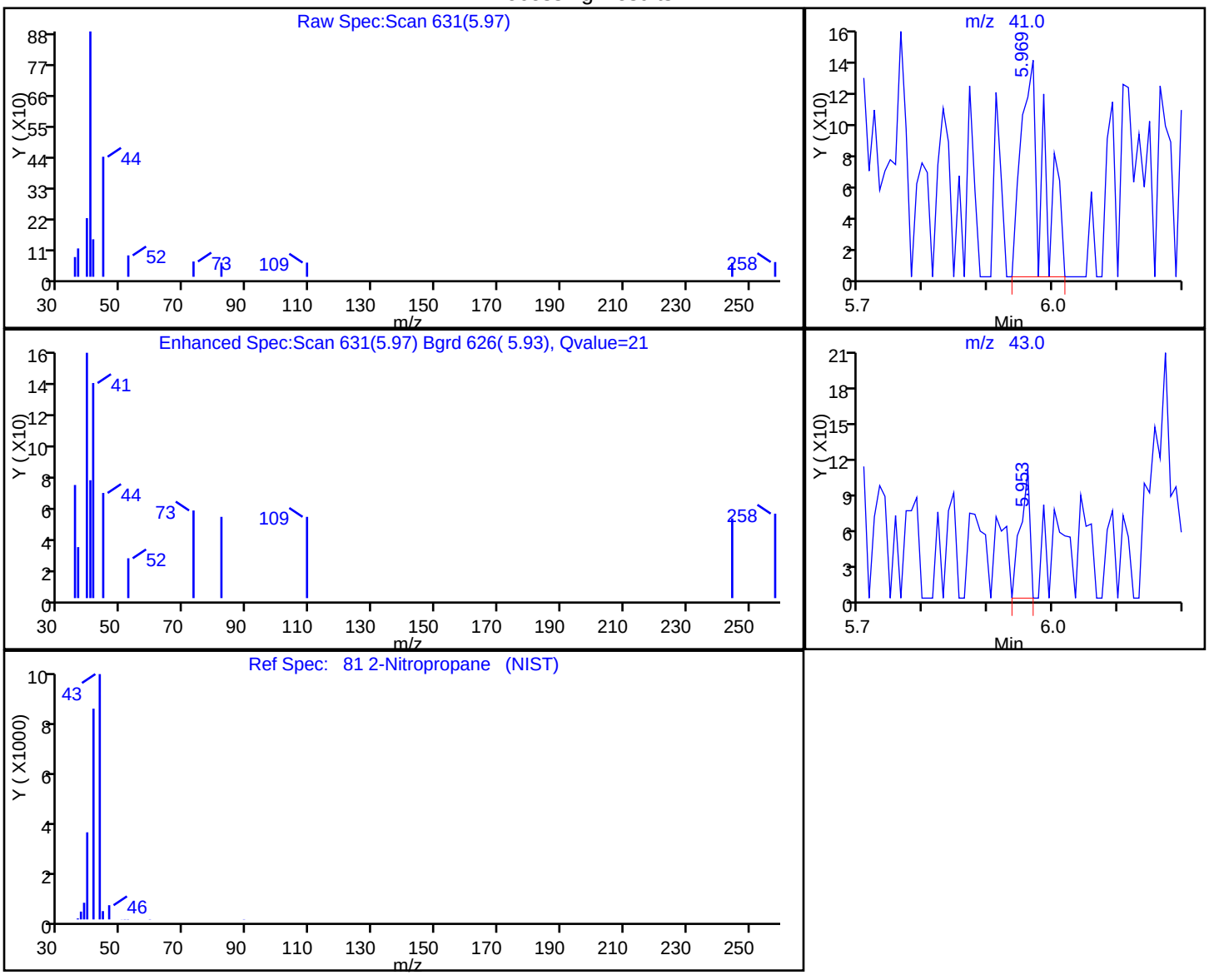

RT	Mass	Response	Amount
5.97	41.00	324	0.961017
5.95	43.00	110	

Reviewer: baronm, 11-Mar-2018 20:54:39
Audit Action: Marked Compound Undetected Audit Reason: Invalid Compound ID

User Disabled Compound Report

TestAmerica Edison

Data File:	\\ChromNA\Edison\ChromData\CVOAMS5\20180306-68384.b\E81971.D		
Injection Date:	06-Mar-2018 05:27:30	Instrument ID:	CVOAMS5
Lims ID:	STD8		
Client ID:			
Operator ID:		ALS Bottle#:	1 Worklist Smp#: 2
Purge Vol:	5.000 mL	Dil. Factor:	1.0000
Method:	8260W_5	Limit Group:	VOA - 8260C DKQP Water and Solid
Column:	Rtx-VMS (0.18 mm)	Detector	MS SCAN

21 3-Chloro-1-propene, CAS: 107-05-1

Processing Results

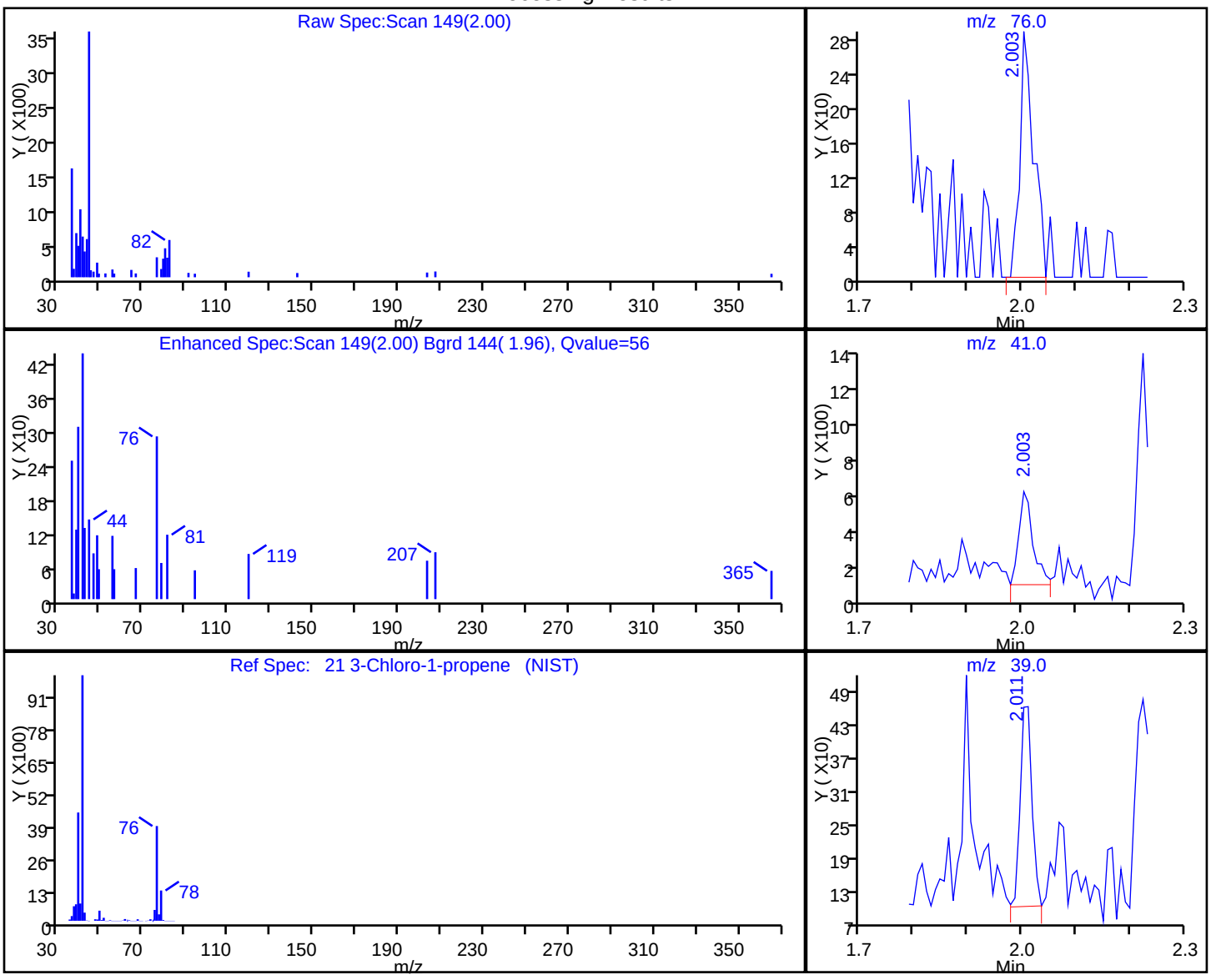

RT	Mass	Response	Amount
2.00	76.00	512	0.203967
2.00	41.00	931	
2.01	39.00	542	

Reviewer: baronm, 11-Mar-2018 20:54:39

Audit Action: Marked Compound Undetected Audit Reason: Invalid Compound ID

User Disabled Compound Report

TestAmerica Edison

Data File: \\ChromNA\Edison\ChromData\CVOAMS5\20180306-68384.b\E81971.D
Injection Date: 06-Mar-2018 05:27:30 Instrument ID: CVOAMS5
Lims ID: STD8
Client ID:
Operator ID: ALS Bottle#: 1 Worklist Smp#: 2
Purge Vol: 5.000 mL Dil. Factor: 1.0000
Method: 8260W_5 Limit Group: VOA - 8260C DKQP Water and Solid
Column: Rtx-VMS (0.18 mm) Detector MS SCAN

112 4-Chlorotoluene, CAS: 106-43-4

Processing Results

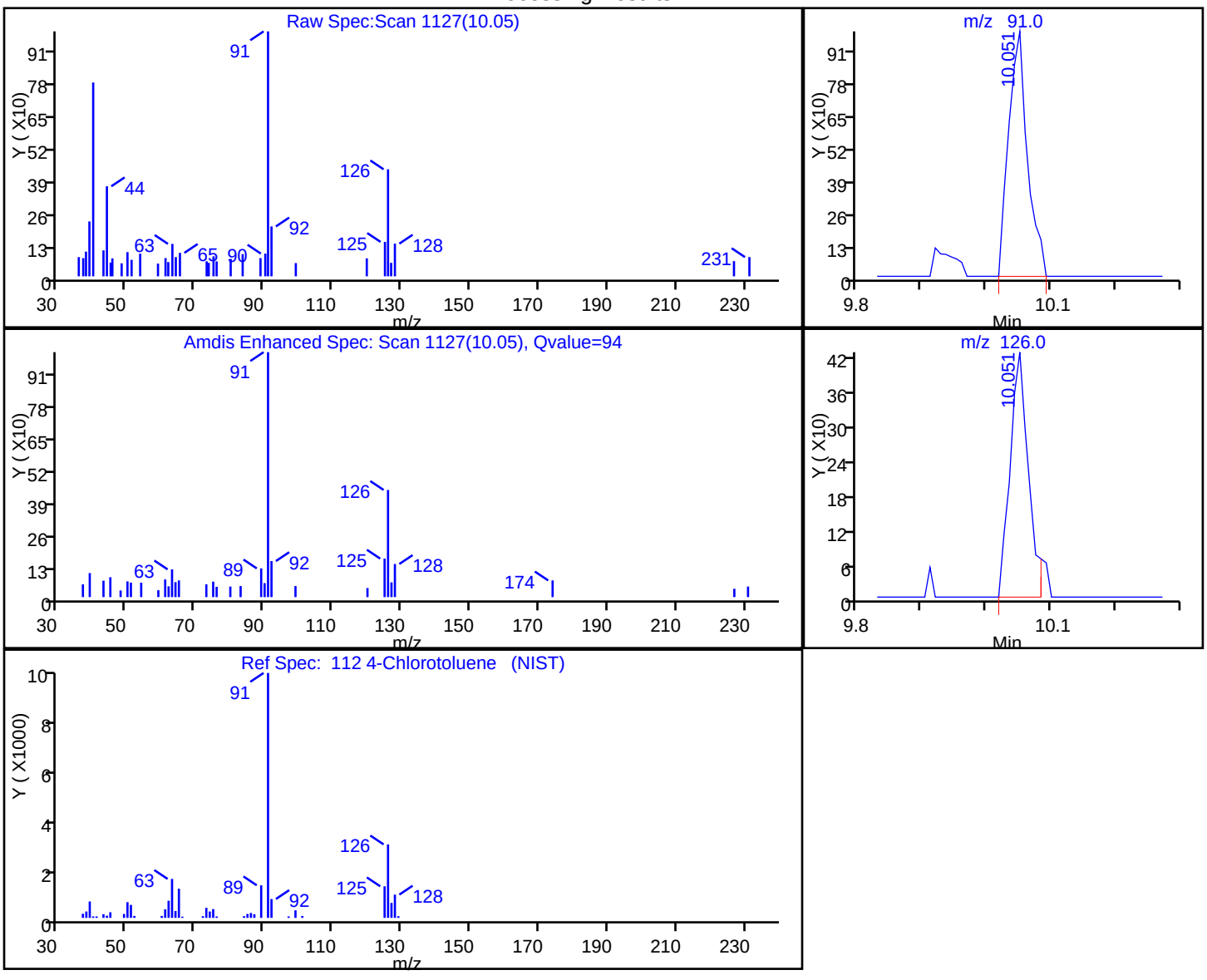

RT	Mass	Response	Amount
10.05	91.00	1997	0.220092
10.05	126.00	846	

Reviewer: baronm, 11-Mar-2018 20:54:39
Audit Action: Marked Compound Undetected Audit Reason: Invalid Compound ID

User Disabled Compound Report

TestAmerica Edison

Data File: \\ChromNA\Edison\ChromData\CVOAMS5\20180306-68384.b\E81971.D
Injection Date: 06-Mar-2018 05:27:30 Instrument ID: CVOAMS5
Lims ID: STD8
Client ID:
Operator ID: ALS Bottle#: 1 Worklist Smp#: 2
Purge Vol: 5.000 mL Dil. Factor: 1.0000
Method: 8260W_5 Limit Group: VOA - 8260C DKQP Water and Solid
Column: Rtx-VMS (0.18 mm) Detector MS SCAN

108 4-Ethyltoluene, CAS: 622-96-8

Processing Results

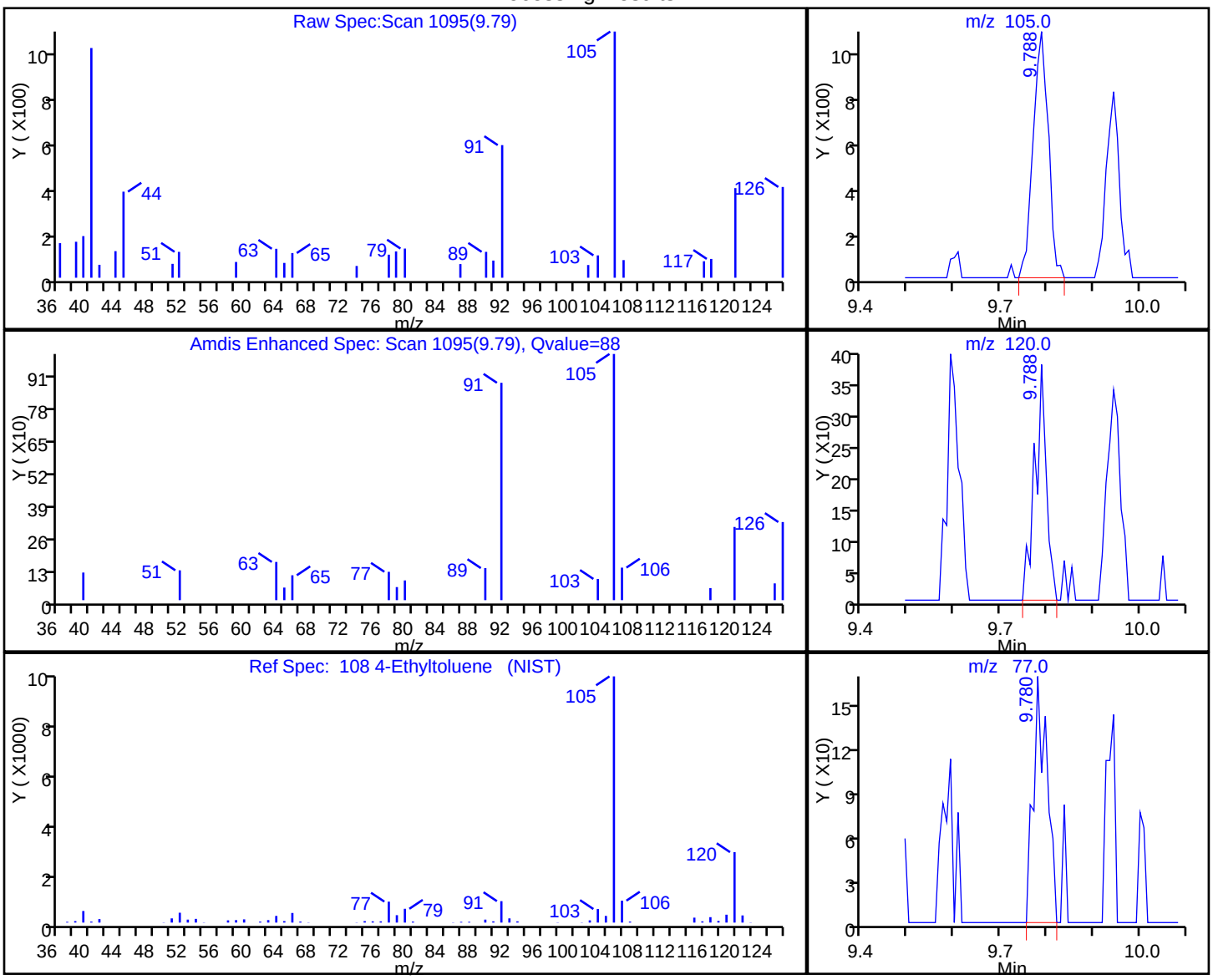

RT	Mass	Response	Amount
9.79	105.00	2403	0.198684
9.79	120.00	659	
9.78	77.00	331	

Reviewer: baronm, 11-Mar-2018 20:54:39
Audit Action: Marked Compound Undetected Audit Reason: Invalid Compound ID

User Disabled Compound Report

TestAmerica Edison

Data File: \\ChromNA\Edison\ChromData\CVOAMS5\20180306-68384.b\E81971.D
Injection Date: 06-Mar-2018 05:27:30 Instrument ID: CVOAMS5
Lims ID: STD8
Client ID:
Operator ID: ALS Bottle#: 1 Worklist Smp#: 2
Purge Vol: 5.000 mL Dil. Factor: 1.0000
Method: 8260W_5 Limit Group: VOA - 8260C DKQP Water and Solid
Column: Rtx-VMS (0.18 mm) Detector MS SCAN

118 4-Isopropyltoluene, CAS: 99-87-6

Processing Results

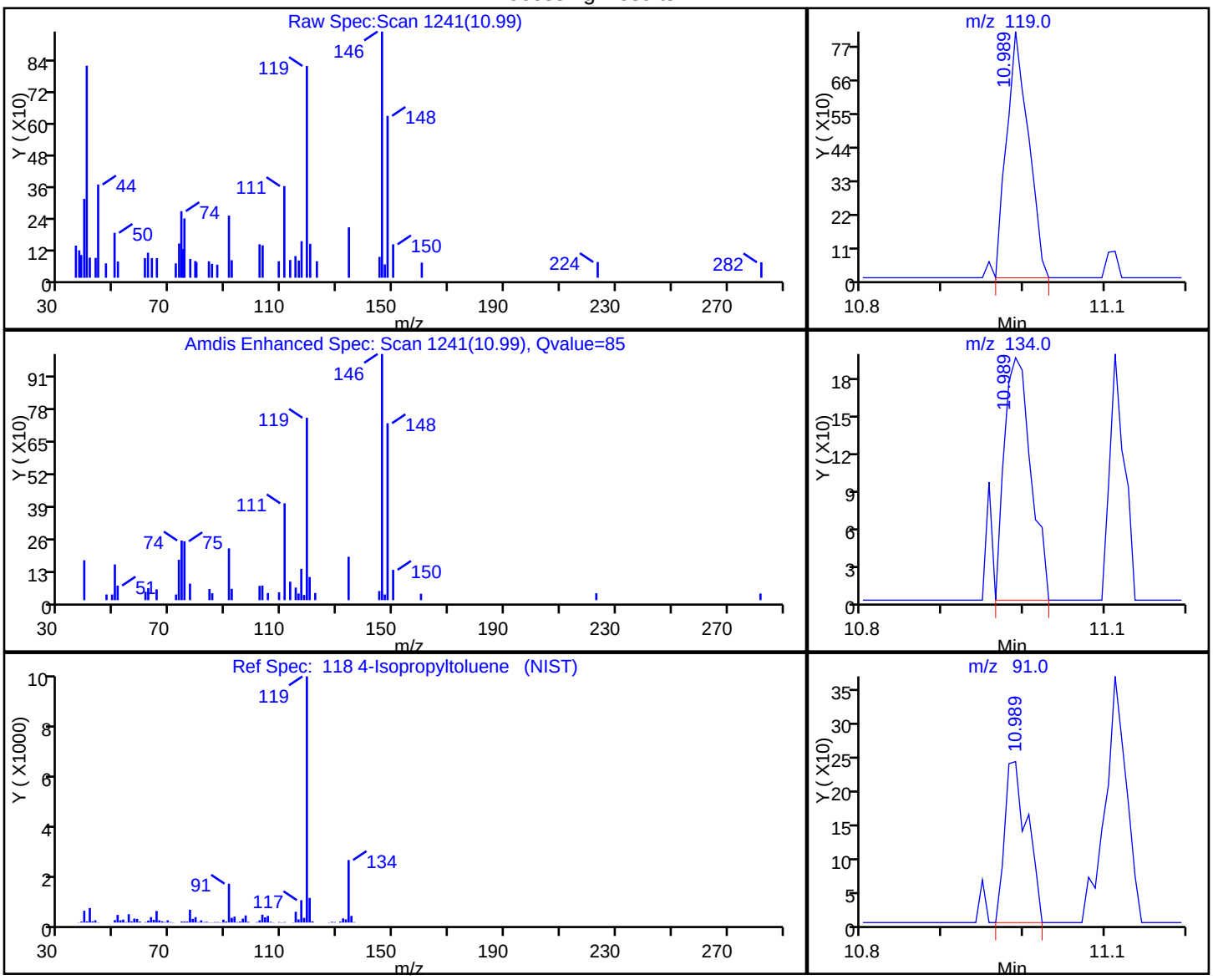

RT	Mass	Response	Amount
10.99	119.00	1520	0.160856
10.99	134.00	440	
10.99	91.00	462	

Reviewer: baronm, 11-Mar-2018 20:54:39
Audit Action: Marked Compound Undetected Audit Reason: Invalid Compound ID

User Disabled Compound Report

TestAmerica Edison

Data File: \\ChromNA\Edison\ChromData\CVOAMS5\20180306-68384.b\E81971.D
Injection Date: 06-Mar-2018 05:27:30 Instrument ID: CVOAMS5
Lims ID: STD8
Client ID:
Operator ID: ALS Bottle#: 1 Worklist Smp#: 2
Purge Vol: 5.000 mL Dil. Factor: 1.0000
Method: 8260W_5 Limit Group: VOA - 8260C DKQP Water and Solid
Column: Rtx-VMS (0.18 mm) Detector MS SCAN

31 Acetonitrile, CAS: 75-05-8

Processing Results

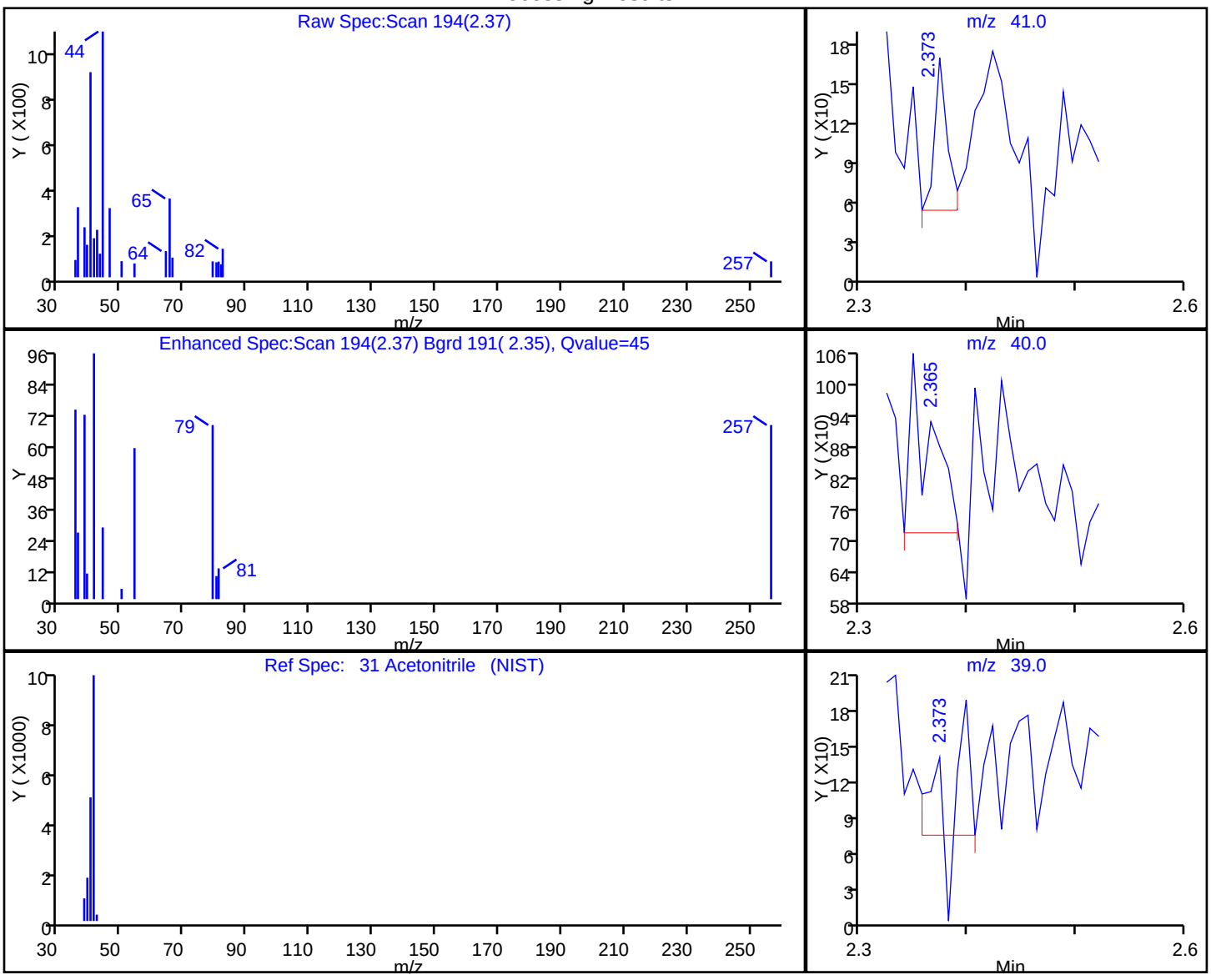

RT	Mass	Response	Amount
2.37	41.00	96	0.501887
2.36	40.00	469	
2.37	39.00	116	
2.37	38.00	386	

Reviewer: baronm, 11-Mar-2018 20:54:39
Audit Action: Marked Compound Undetected Audit Reason: Invalid Compound ID

User Disabled Compound Report

TestAmerica Edison

Data File: \\ChromNA\Edison\ChromData\CVOAMS5\20180306-68384.b\E81971.D
Injection Date: 06-Mar-2018 05:27:30 Instrument ID: CVOAMS5
Lims ID: STD8
Client ID:
Operator ID: ALS Bottle#: 1 Worklist Smp#: 2
Purge Vol: 5.000 mL Dil. Factor: 1.0000
Method: 8260W_5 Limit Group: VOA - 8260C DKQP Water and Solid
Column: Rtx-VMS (0.18 mm) Detector MS SCAN

20 Acrolein, CAS: 107-02-8

Processing Results

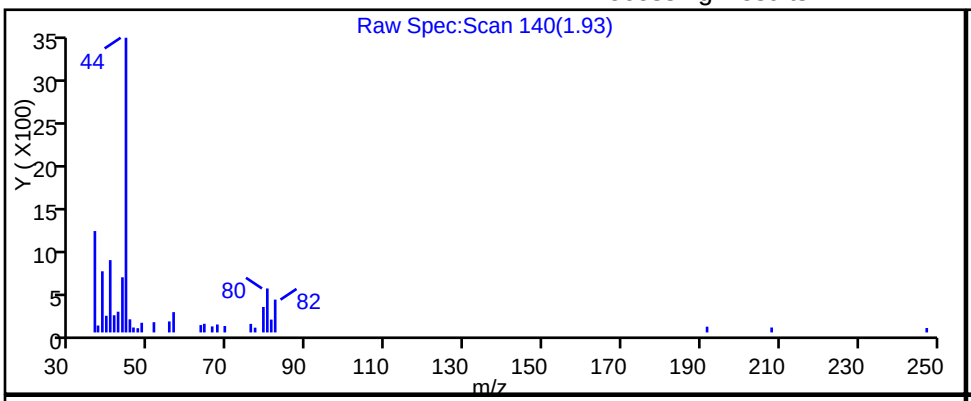

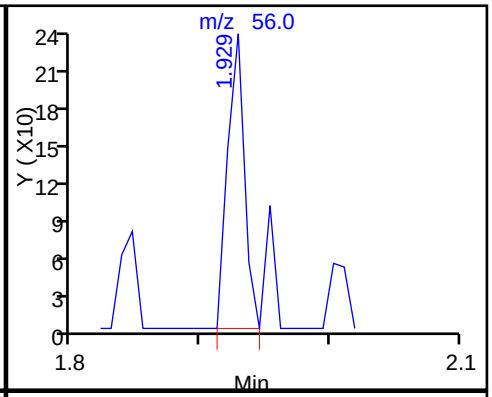

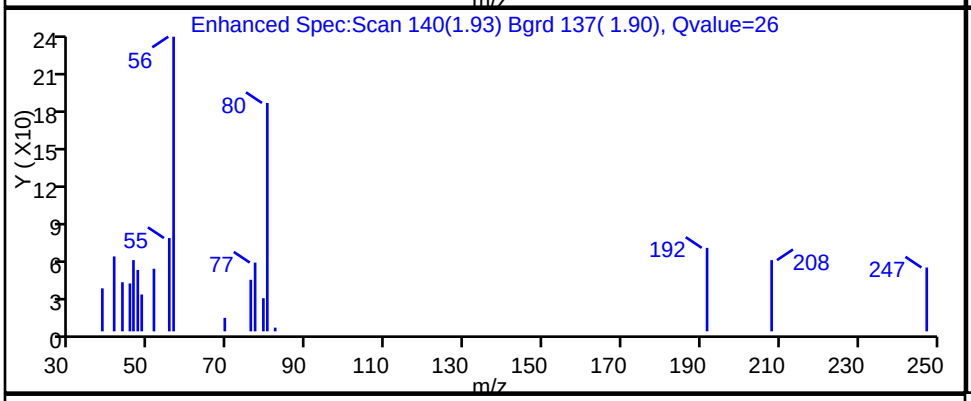

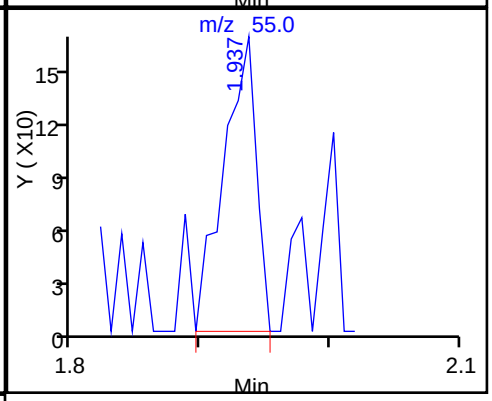

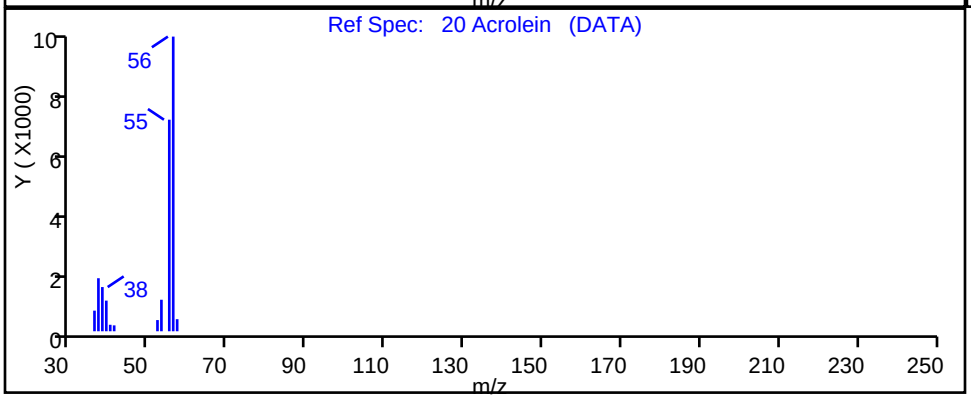

RT	Mass	Response	Amount
1.93	56.00	217	0.808397
1.94	55.00	292	

Reviewer: baronm, 11-Mar-2018 20:54:39
Audit Action: Marked Compound Undetected Audit Reason: Invalid Compound ID

User Disabled Compound Report

TestAmerica Edison

Data File: \\ChromNA\Edison\ChromData\CVOAMS5\20180306-68384.b\E81971.D
Injection Date: 06-Mar-2018 05:27:30 Instrument ID: CVOAMS5
Lims ID: STD8
Client ID:
Operator ID: ALS Bottle#: 1 Worklist Smp#: 2
Purge Vol: 5.000 mL Dil. Factor: 1.0000
Method: 8260W_5 Limit Group: VOA - 8260C DKQP Water and Solid
Column: Rtx-VMS (0.18 mm) Detector MS SCAN

102 Amyl acetate (mixed isomers), CAS: 628-63-7

Processing Results

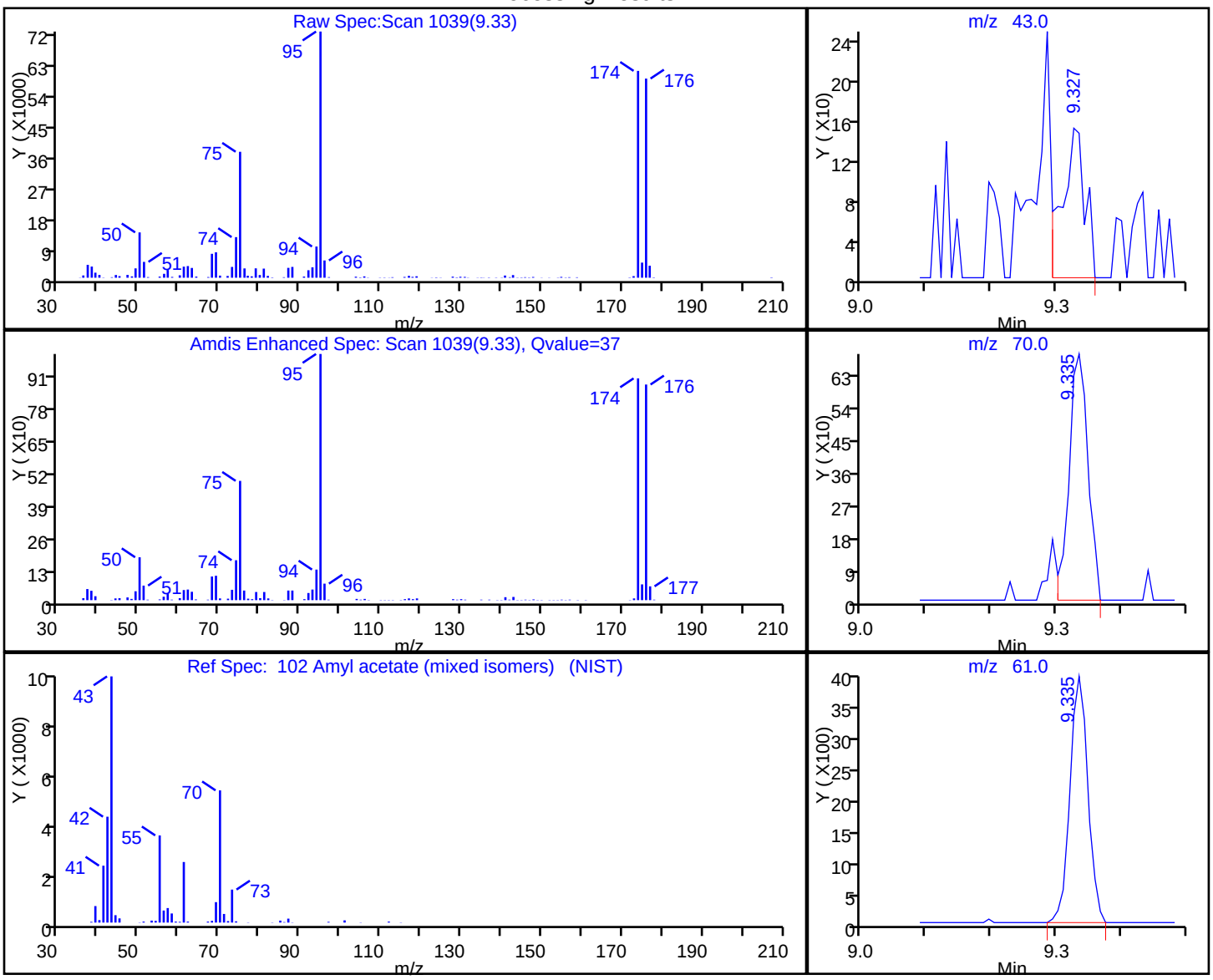

RT	Mass	Response	Amount
9.33	43.00	358	0.122710
9.34	70.00	1396	
9.34	61.00	7545	

Reviewer: baronm, 11-Mar-2018 20:54:39
Audit Action: Marked Compound Undetected Audit Reason: Invalid Compound ID

User Disabled Compound Report

TestAmerica Edison

Data File: \\ChromNA\Edison\ChromData\CVOAMS5\20180306-68384.b\E81971.D
Injection Date: 06-Mar-2018 05:27:30 Instrument ID: CVOAMS5
Lims ID: STD8
Client ID:
Operator ID: ALS Bottle#: 1 Worklist Smp#: 2
Purge Vol: 5.000 mL Dil. Factor: 1.0000
Method: 8260W_5 Limit Group: VOA - 8260C DKQP Water and Solid
Column: Rtx-VMS (0.18 mm) Detector MS SCAN

54 Benzene, CAS: 71-43-2

Processing Results

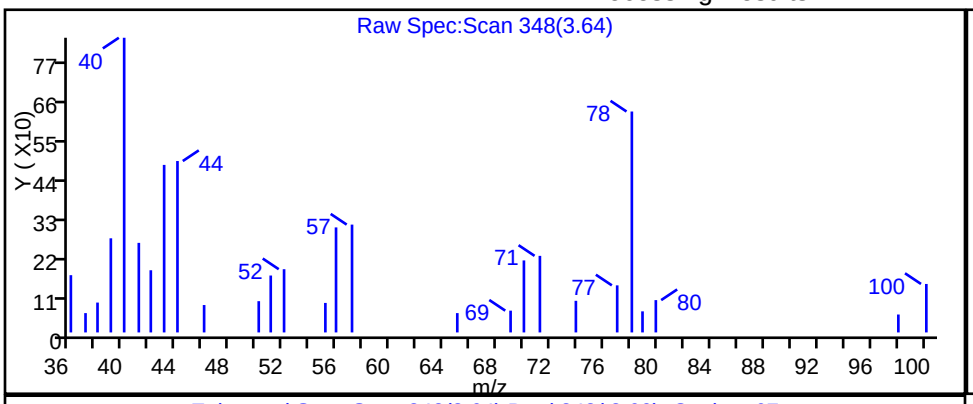

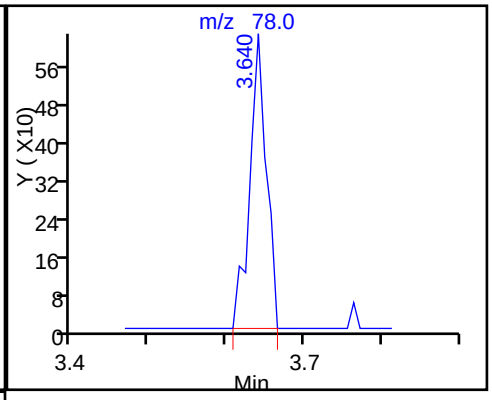

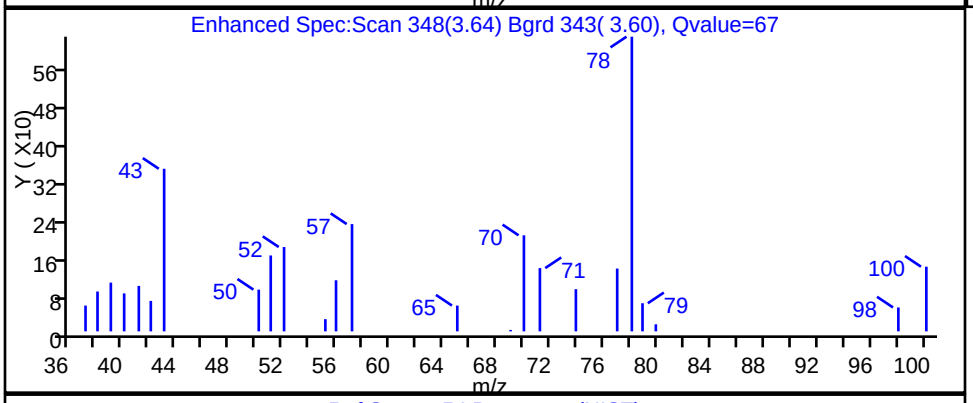

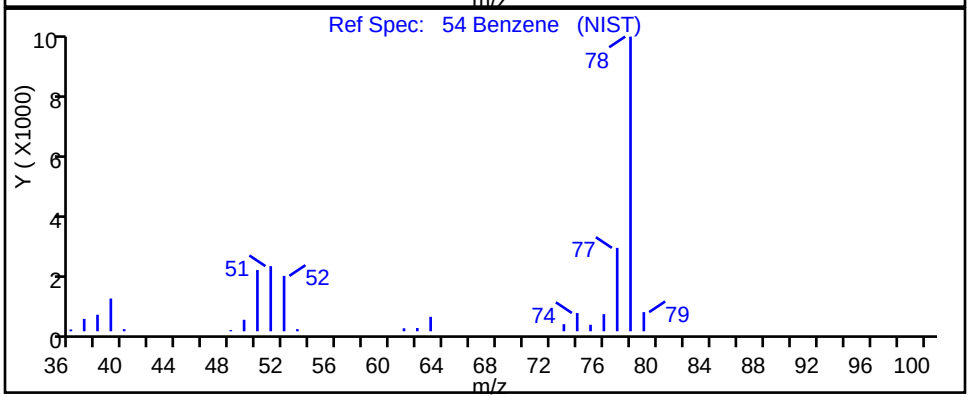

RT	Mass	Response	Amount
3.64	78.00	935	0.077031

Reviewer: baronm, 11-Mar-2018 20:54:39
Audit Action: Marked Compound Undetected Audit Reason: Invalid Compound ID

User Disabled Compound Report

TestAmerica Edison

Data File: \\ChromNA\Edison\ChromData\CVOAMS5\20180306-68384.b\E81971.D
Injection Date: 06-Mar-2018 05:27:30 Instrument ID: CVOAMS5
Lims ID: STD8
Client ID:
Operator ID: ALS Bottle#: 1 Worklist Smp#: 2
Purge Vol: 5.000 mL Dil. Factor: 1.0000
Method: 8260W_5 Limit Group: VOA - 8260C DKQP Water and Solid
Column: Rtx-VMS (0.18 mm) Detector MS SCAN

123 Benzyl chloride, CAS: 100-44-7

Processing Results

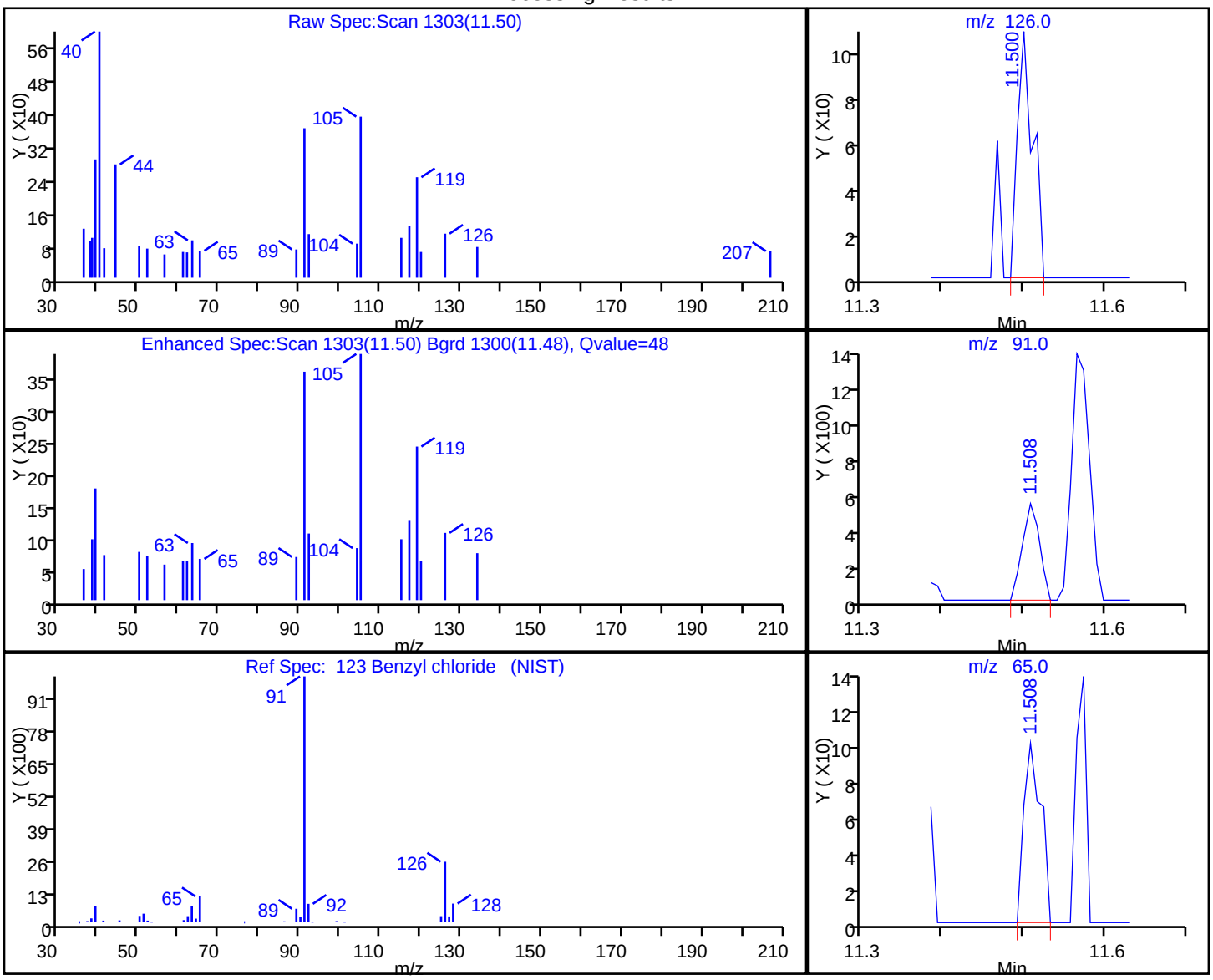

RT	Mass	Response	Amount
11.50	126.00	141	0.167553
11.51	91.00	816	
11.51	65.00	146	

Reviewer: baronm, 11-Mar-2018 20:54:39
Audit Action: Marked Compound Undetected Audit Reason: Invalid Compound ID

User Disabled Compound Report

TestAmerica Edison

Data File: \\ChromNA\Edison\ChromData\CVOAMS5\20180306-68384.b\E81971.D
Injection Date: 06-Mar-2018 05:27:30 Instrument ID: CVOAMS5
Lims ID: STD8
Client ID:
Operator ID: ALS Bottle#: 1 Worklist Smp#: 2
Purge Vol: 5.000 mL Dil. Factor: 1.0000
Method: 8260W_5 Limit Group: VOA - 8260C DKQP Water and Solid
Column: Rtx-VMS (0.18 mm) Detector MS SCAN

104 Bromobenzene, CAS: 108-86-1

Processing Results

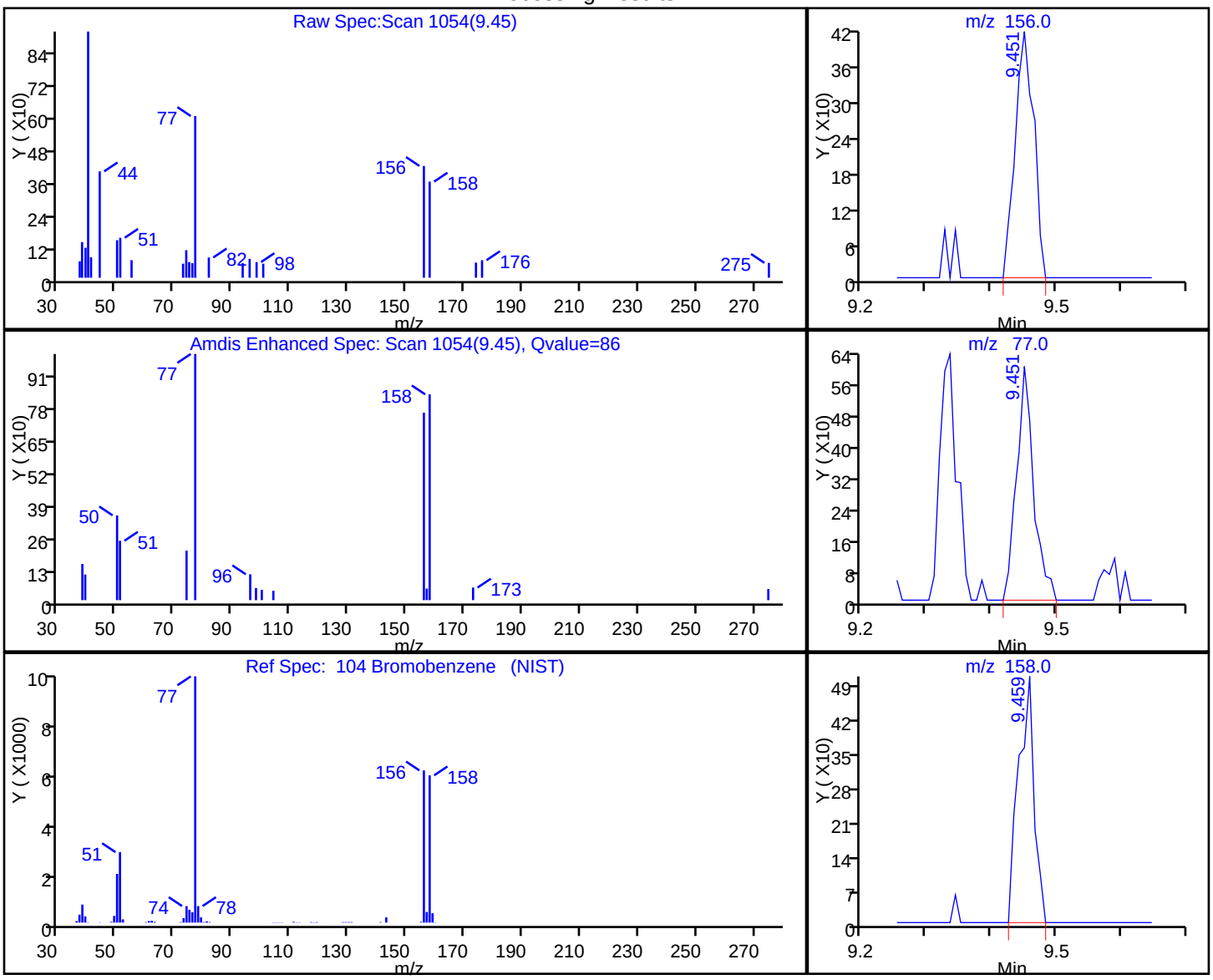

RT	Mass	Response	Amount
9.45	156.00	826	0.229805
9.45	77.00	1100	
9.46	158.00	840	

Reviewer: baronm, 11-Mar-2018 20:54:39
Audit Action: Marked Compound Undetected Audit Reason: Invalid Compound ID

User Disabled Compound Report

TestAmerica Edison

Data File: \\ChromNA\Edison\ChromData\CVOAMS5\20180306-68384.b\E81971.D
Injection Date: 06-Mar-2018 05:27:30 Instrument ID: CVOAMS5
Lims ID: STD8
Client ID:
Operator ID: ALS Bottle#: 1 Worklist Smp#: 2
Purge Vol: 5.000 mL Dil. Factor: 1.0000
Method: 8260W_5 Limit Group: VOA - 8260C DKQP Water and Solid
Column: Rtx-VMS (0.18 mm) Detector MS SCAN

98 Bromoform, CAS: 75-25-2

Processing Results

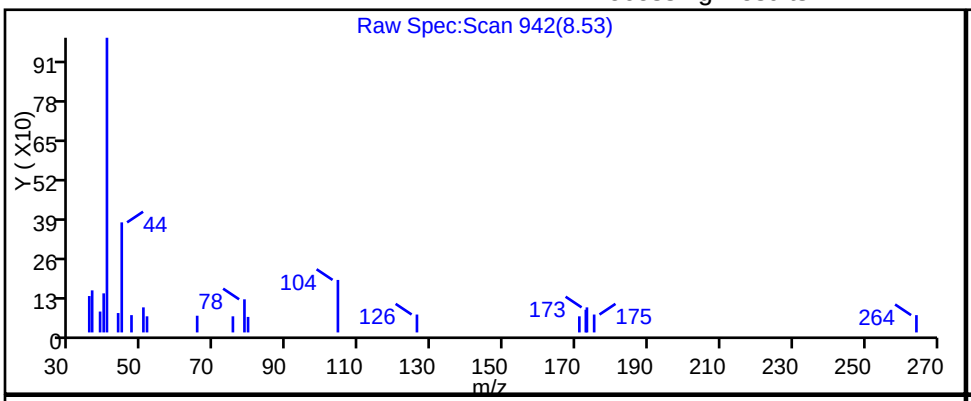

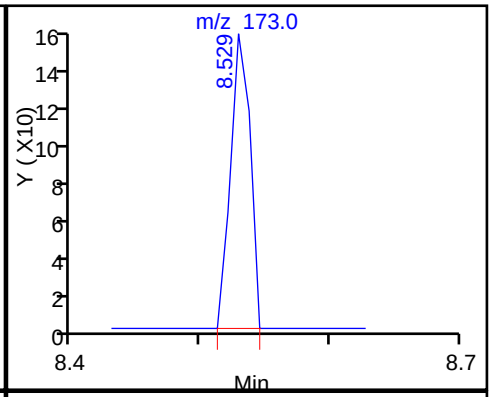

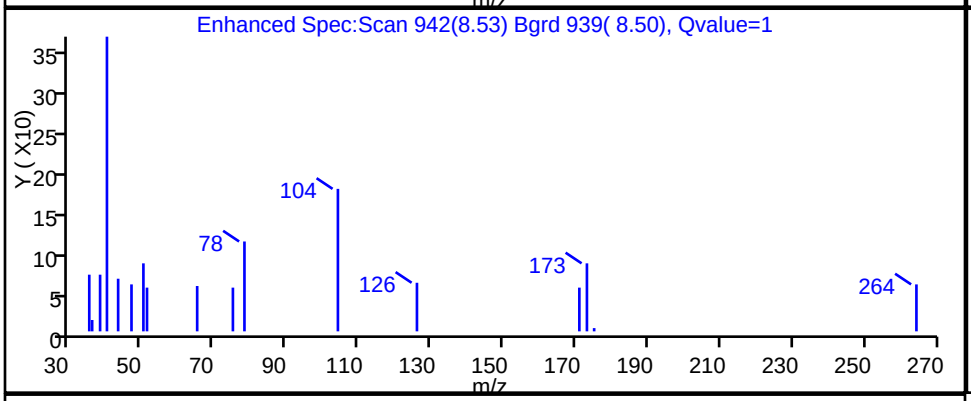

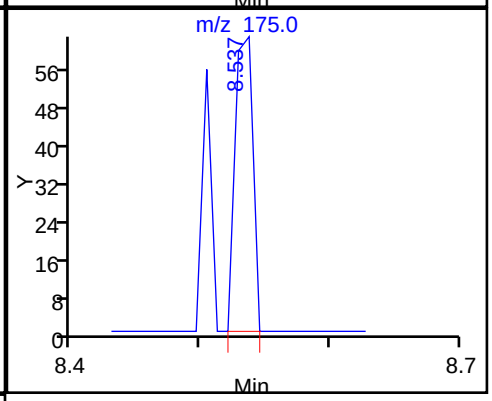

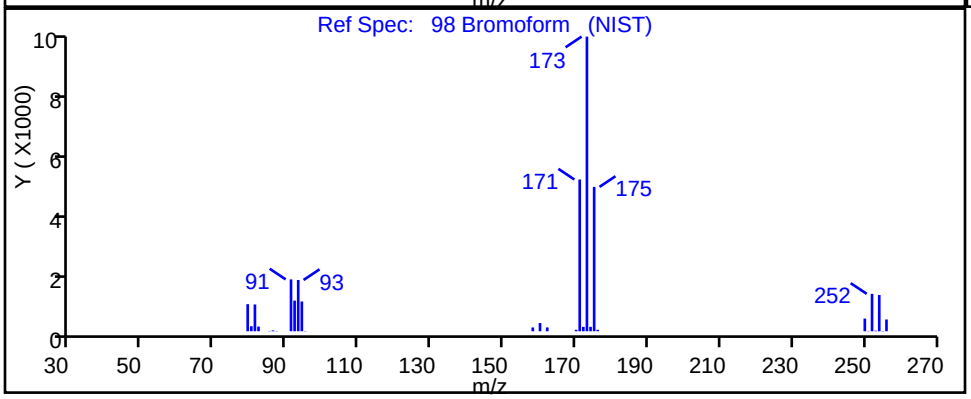

RT	Mass	Response	Amount
8.53	173.00	168	0.151744
8.54	175.00	61	

Reviewer: baronm, 11-Mar-2018 20:54:39
Audit Action: Marked Compound Undetected Audit Reason: Invalid Compound ID

User Disabled Compound Report

TestAmerica Edison

Data File: \\ChromNA\Edison\ChromData\CVOAMS5\20180306-68384.b\E81971.D
Injection Date: 06-Mar-2018 05:27:30 Instrument ID: CVOAMS5
Lims ID: STD8
Client ID:
Operator ID: ALS Bottle#: 1 Worklist Smp#: 2
Purge Vol: 5.000 mL Dil. Factor: 1.0000
Method: 8260W_5 Limit Group: VOA - 8260C DKQP Water and Solid
Column: Rtx-VMS (0.18 mm) Detector MS SCAN

4 Butadiene, CAS: 106-99-0

Processing Results

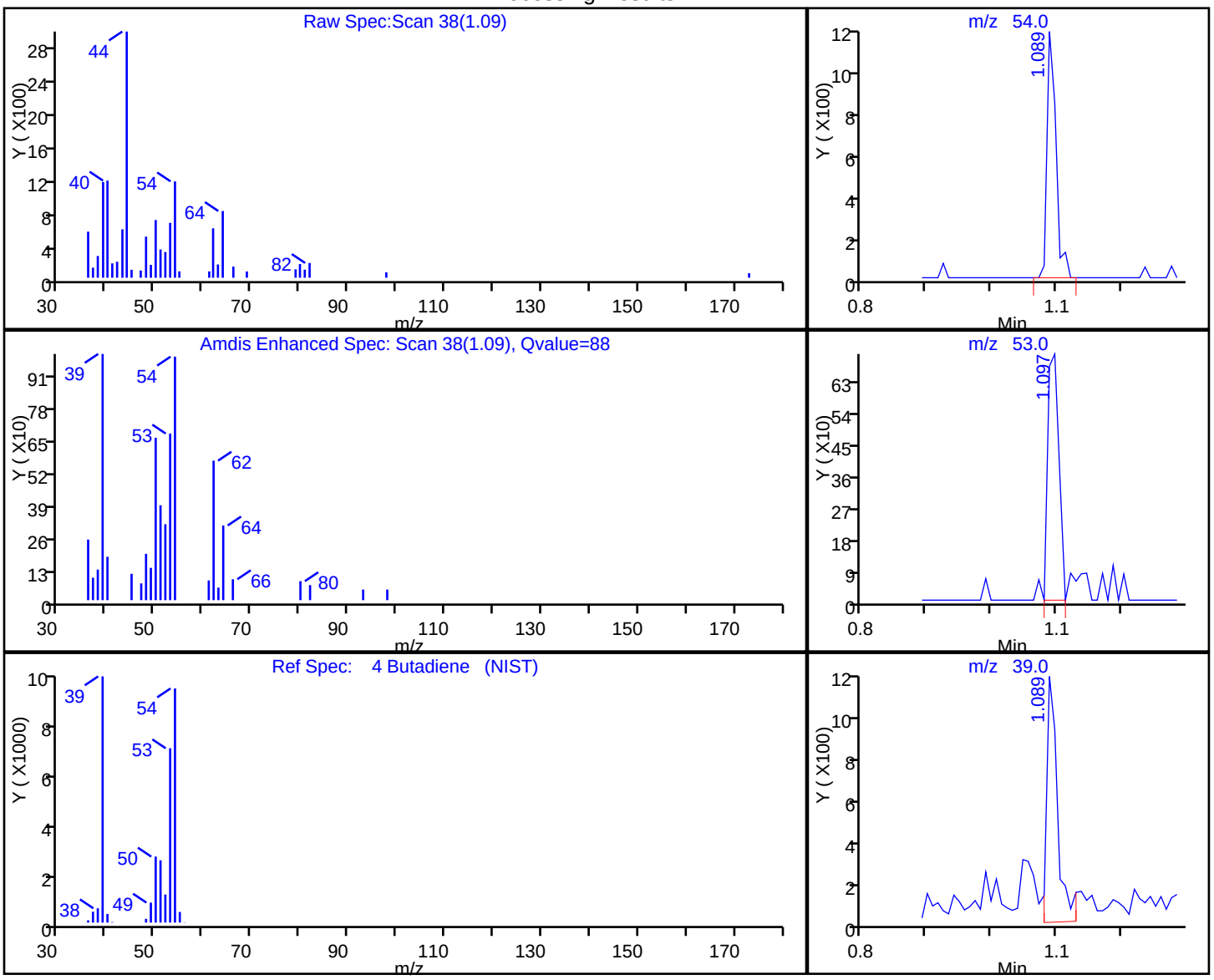

RT	Mass	Response	Amount
1.09	54.00	1122	0.283091
1.10	53.00	842	
1.09	39.00	1327	

Reviewer: baronm, 11-Mar-2018 20:54:39
Audit Action: Marked Compound Undetected Audit Reason: Invalid Compound ID

User Disabled Compound Report

TestAmerica Edison

Data File: \\ChromNA\Edison\ChromData\CVOAMS5\20180306-68384.b\E81971.D
Injection Date: 06-Mar-2018 05:27:30 Instrument ID: CVOAMS5
Lims ID: STD8
Client ID:
Operator ID: ALS Bottle#: 1 Worklist Smp#: 2
Purge Vol: 5.000 mL Dil. Factor: 1.0000
Method: 8260W_5 Limit Group: VOA - 8260C DKQP Water and Solid
Column: Rtx-VMS (0.18 mm) Detector MS SCAN

115 Butyl Methacrylate, CAS: 97-88-1

Processing Results

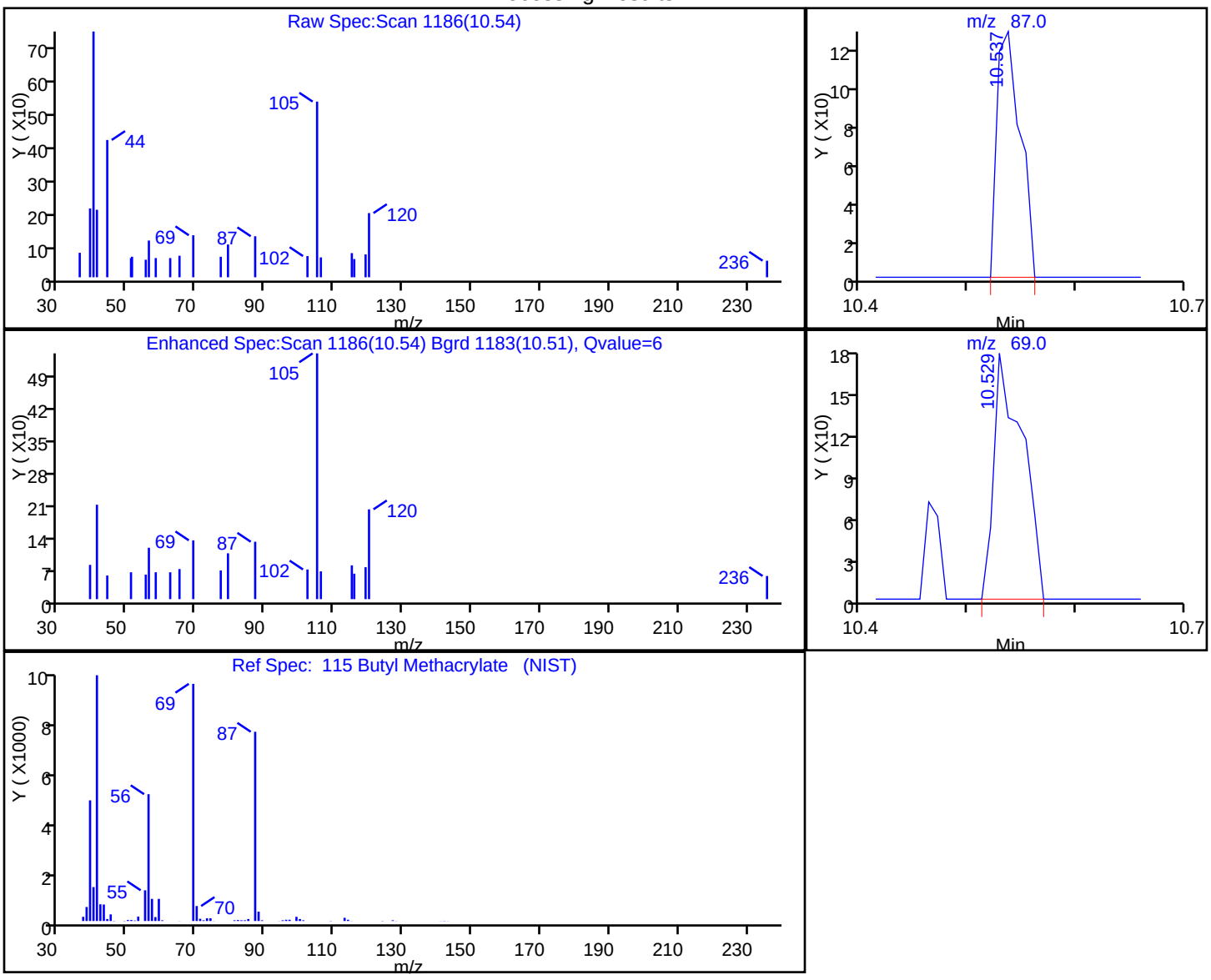

RT	Mass	Response	Amount
10.54	87.00	187	0.058924
10.53	69.00	318	

Reviewer: baronm, 11-Mar-2018 20:54:39
Audit Action: Marked Compound Undetected Audit Reason: Invalid Compound ID

User Disabled Compound Report

TestAmerica Edison

Data File: \\ChromNA\Edison\ChromData\CVOAMS5\20180306-68384.b\E81971.D
Injection Date: 06-Mar-2018 05:27:30 Instrument ID: CVOAMS5
Lims ID: STD8
Client ID:
Operator ID: ALS Bottle#: 1 Worklist Smp#: 2
Purge Vol: 5.000 mL Dil. Factor: 1.0000
Method: 8260W_5 Limit Group: VOA - 8260C DKQP Water and Solid
Column: Rtx-VMS (0.18 mm) Detector MS SCAN

43 Carbon tetrachloride, CAS: 56-23-5

Processing Results

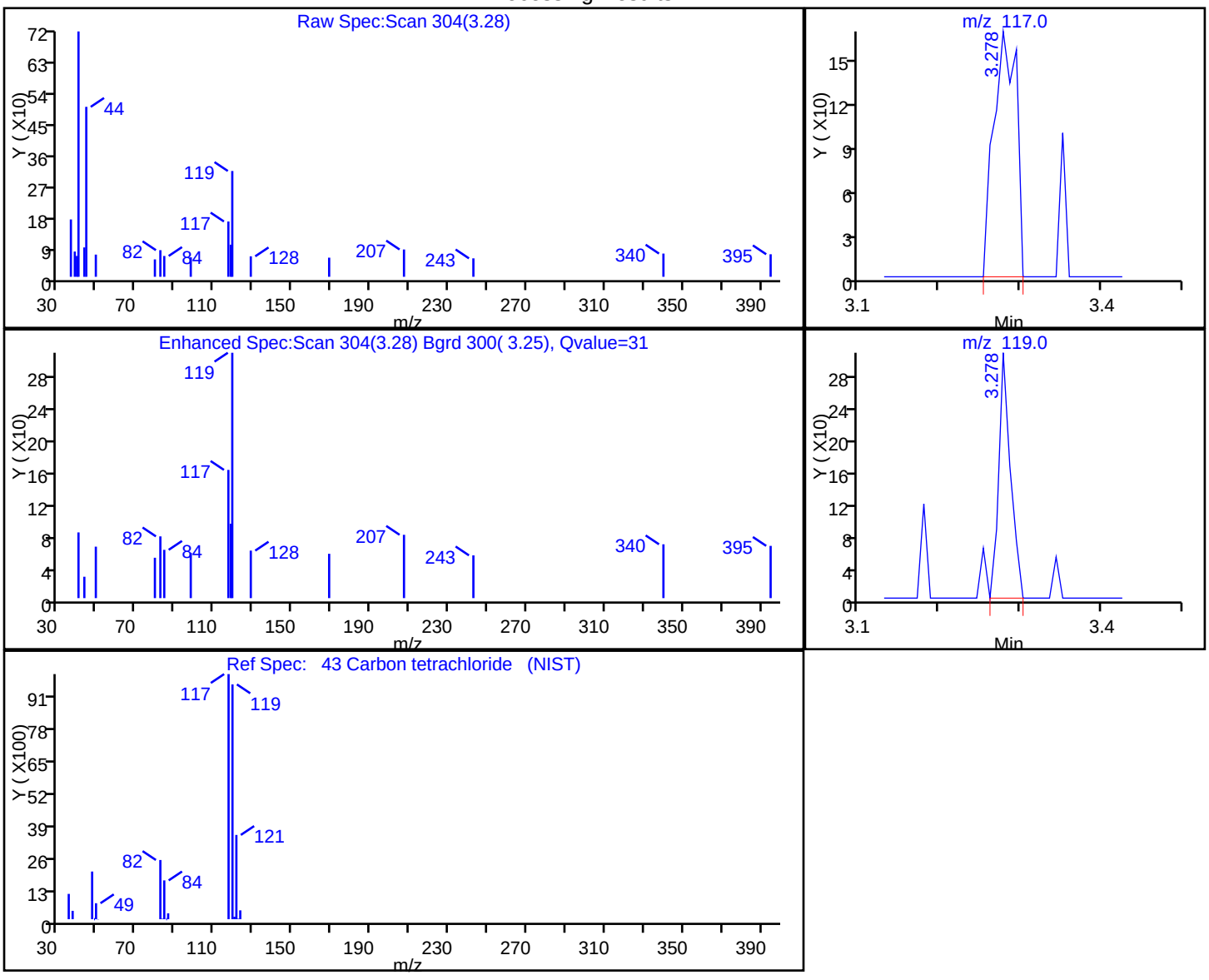

RT	Mass	Response	Amount
3.28	117.00	315	0.074604
3.28	119.00	314	

Reviewer: baronm, 11-Mar-2018 20:54:39
Audit Action: Marked Compound Undetected Audit Reason: Invalid Compound ID

User Disabled Compound Report

TestAmerica Edison

Data File: \\ChromNA\Edison\ChromData\CVOAMS5\20180306-68384.b\E81971.D
Injection Date: 06-Mar-2018 05:27:30 Instrument ID: CVOAMS5
Lims ID: STD8
Client ID:
Operator ID: ALS Bottle#: 1 Worklist Smp#: 2
Purge Vol: 5.000 mL Dil. Factor: 1.0000
Method: 8260W_5 Limit Group: VOA - 8260C DKQP Water and Solid
Column: Rtx-VMS (0.18 mm) Detector MS SCAN

93 Chlorobenzene, CAS: 108-90-7

Processing Results

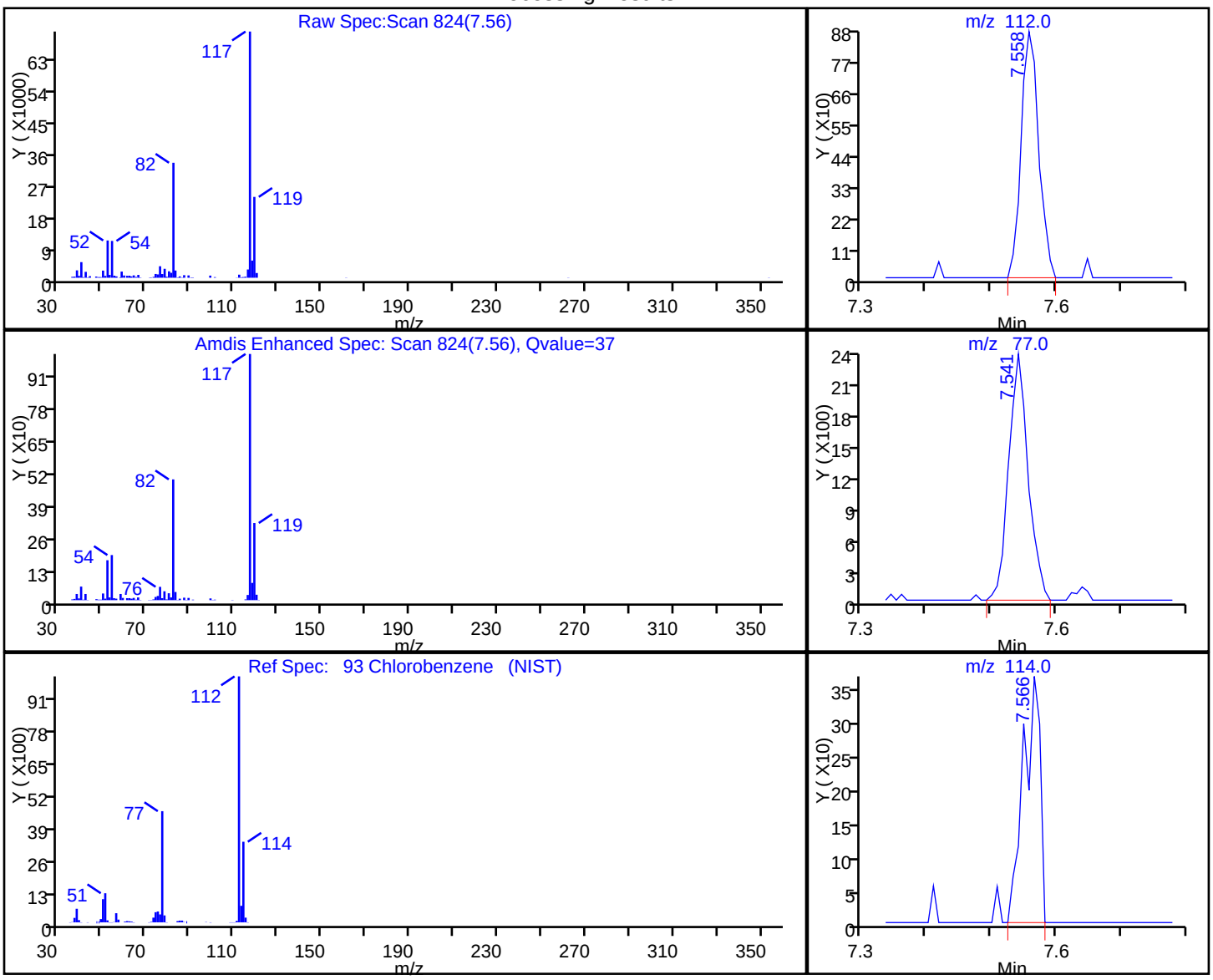

RT	Mass	Response	Amount
7.56	112.00	1662	0.170105
7.54	77.00	4971	
7.57	114.00	654	

Reviewer: baronm, 11-Mar-2018 20:54:39
Audit Action: Marked Compound Undetected Audit Reason: Invalid Compound ID

User Disabled Compound Report

TestAmerica Edison

Data File: \\ChromNA\Edison\ChromData\CVOAMS5\20180306-68384.b\E81971.D
Injection Date: 06-Mar-2018 05:27:30 Instrument ID: CVOAMS5
Lims ID: STD8
Client ID:
Operator ID: ALS Bottle#: 1 Worklist Smp#: 2
Purge Vol: 5.000 mL Dil. Factor: 1.0000
Method: 8260W_5 Limit Group: VOA - 8260C DKQP Water and Solid
Column: Rtx-VMS (0.18 mm) Detector MS SCAN

41 Chlorobromomethane, CAS: 74-97-5

Processing Results

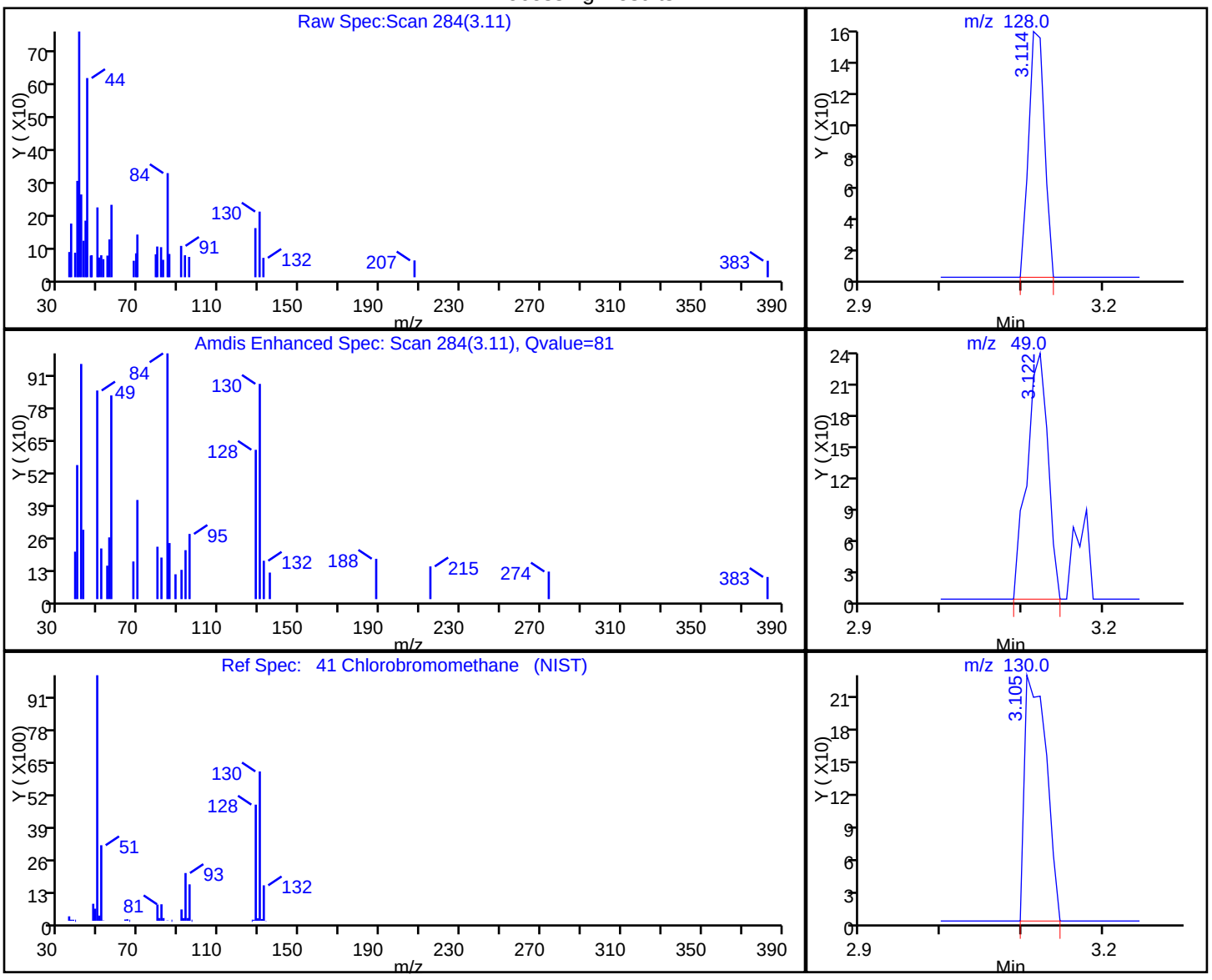

RT	Mass	Response	Amount
3.11	128.00	207	0.116656
3.12	49.00	430	
3.11	130.00	415	

Reviewer: baronm, 11-Mar-2018 20:54:39
Audit Action: Marked Compound Undetected Audit Reason: Invalid Compound ID

User Disabled Compound Report

TestAmerica Edison

Data File: \\ChromNA\Edison\ChromData\CVOAMS5\20180306-68384.b\E81971.D
Injection Date: 06-Mar-2018 05:27:30 Instrument ID: CVOAMS5
Lims ID: STD8
Client ID:
Operator ID: ALS Bottle#: 1 Worklist Smp#: 2
Purge Vol: 5.000 mL Dil. Factor: 1.0000
Method: 8260W_5 Limit Group: VOA - 8260C DKQP Water and Solid
Column: Rtx-VMS (0.18 mm) Detector MS SCAN

87 Chlorodibromomethane, CAS: 124-48-1

Processing Results

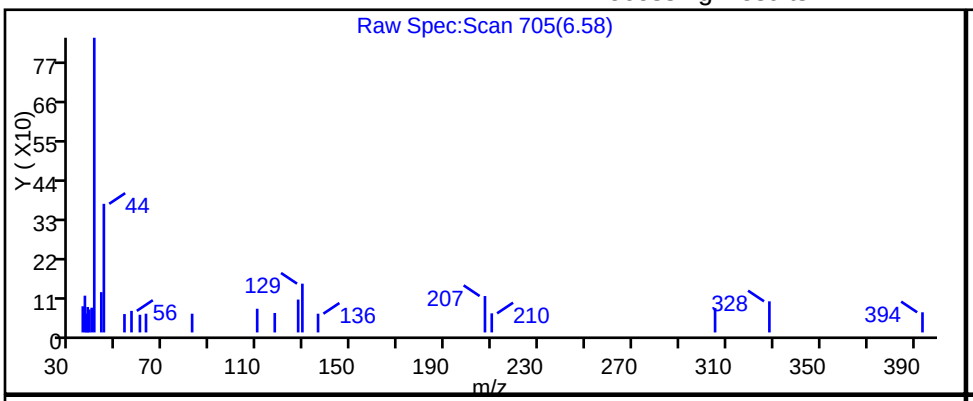

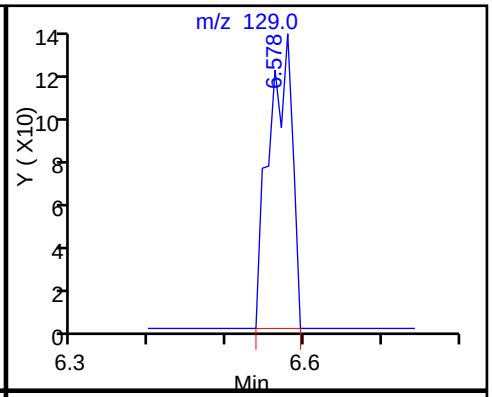

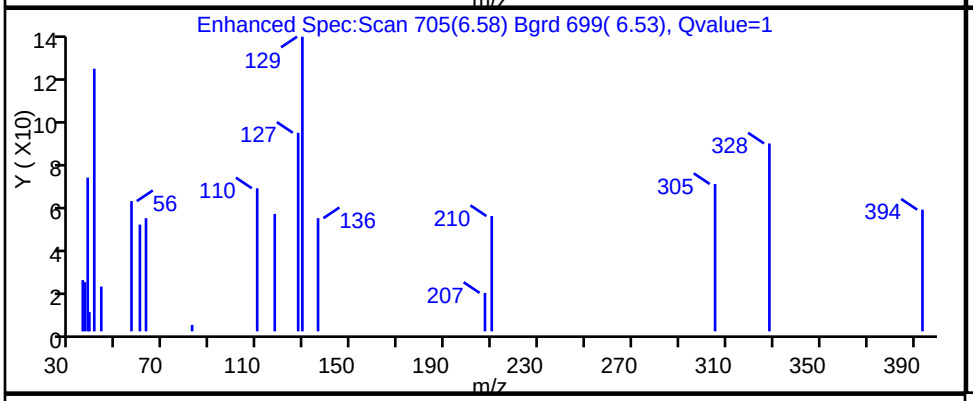

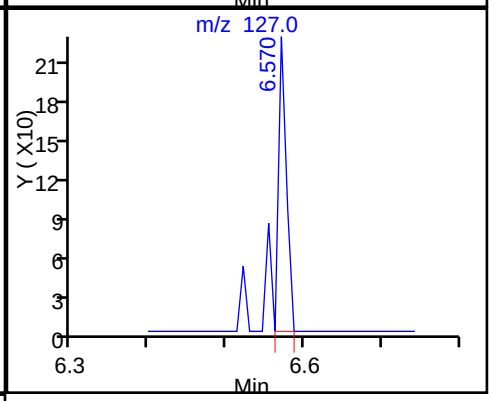

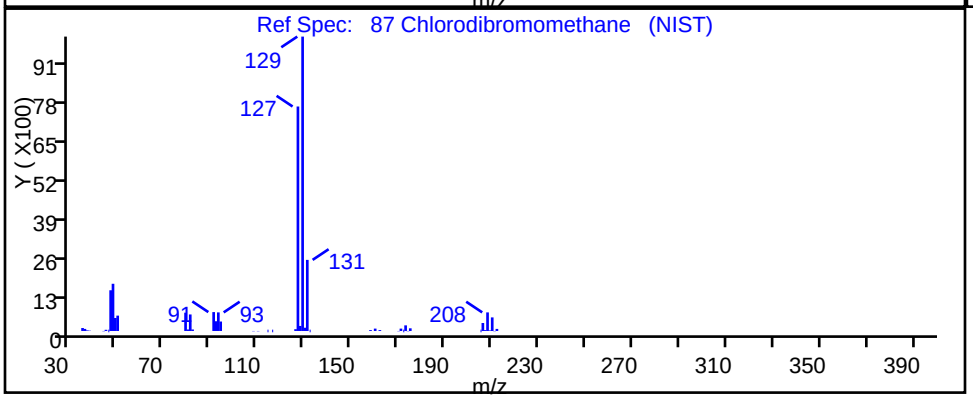

RT	Mass	Response	Amount
6.58	129.00	286	0.119407
6.57	127.00	157	

Reviewer: baronm, 11-Mar-2018 20:54:39
Audit Action: Marked Compound Undetected Audit Reason: Invalid Compound ID

User Disabled Compound Report

TestAmerica Edison

Data File: \\ChromNA\Edison\ChromData\CVOAMS5\20180306-68384.b\E81971.D
Injection Date: 06-Mar-2018 05:27:30 Instrument ID: CVOAMS5
Lims ID: STD8
Client ID:
Operator ID: ALS Bottle#: 1 Worklist Smp#: 2
Purge Vol: 5.000 mL Dil. Factor: 1.0000
Method: 8260W_5 Limit Group: VOA - 8260C DKQP Water and Solid
Column: Rtx-VMS (0.18 mm) Detector MS SCAN

7 Chloroethane, CAS: 75-00-3

Processing Results

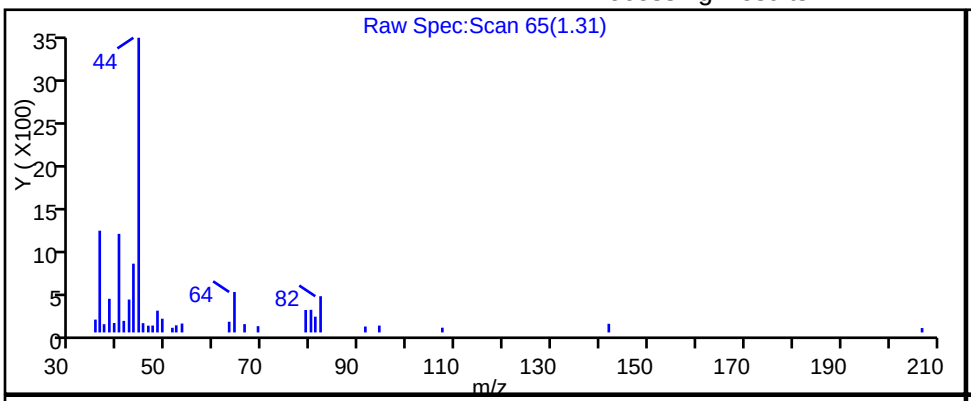

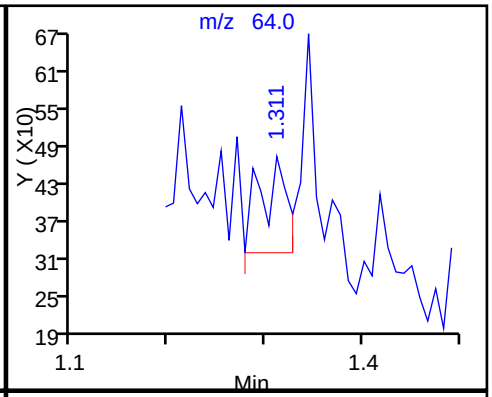

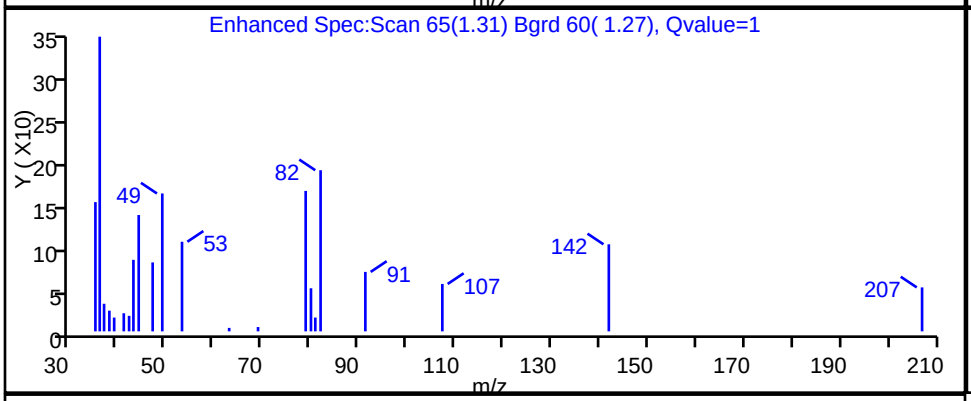

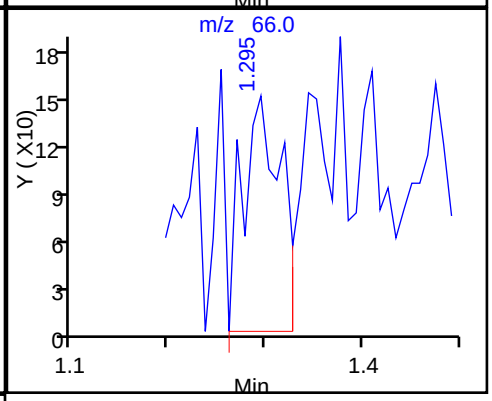

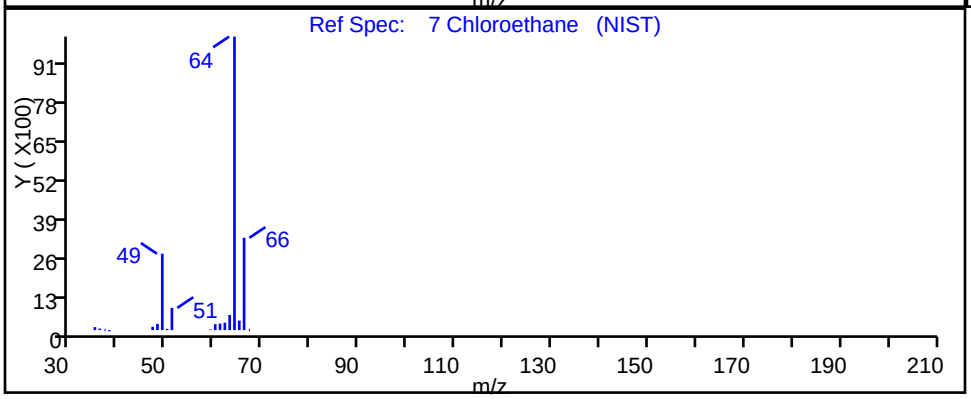

RT	Mass	Response	Amount
1.31	64.00	296	0.086044
1.29	66.00	417	

Reviewer: baronm, 11-Mar-2018 20:54:39
Audit Action: Marked Compound Undetected Audit Reason: Invalid Compound ID

User Disabled Compound Report

TestAmerica Edison

Data File: \\ChromNA\Edison\ChromData\CVOAMS5\20180306-68384.b\E81971.D
Injection Date: 06-Mar-2018 05:27:30 Instrument ID: CVOAMS5
Lims ID: STD8
Client ID:
Operator ID: ALS Bottle#: 1 Worklist Smp#: 2
Purge Vol: 5.000 mL Dil. Factor: 1.0000
Method: 8260W_5 Limit Group: VOA - 8260C DKQP Water and Solid
Column: Rtx-VMS (0.18 mm) Detector MS SCAN

5 Chloromethane, CAS: 74-87-3

Processing Results

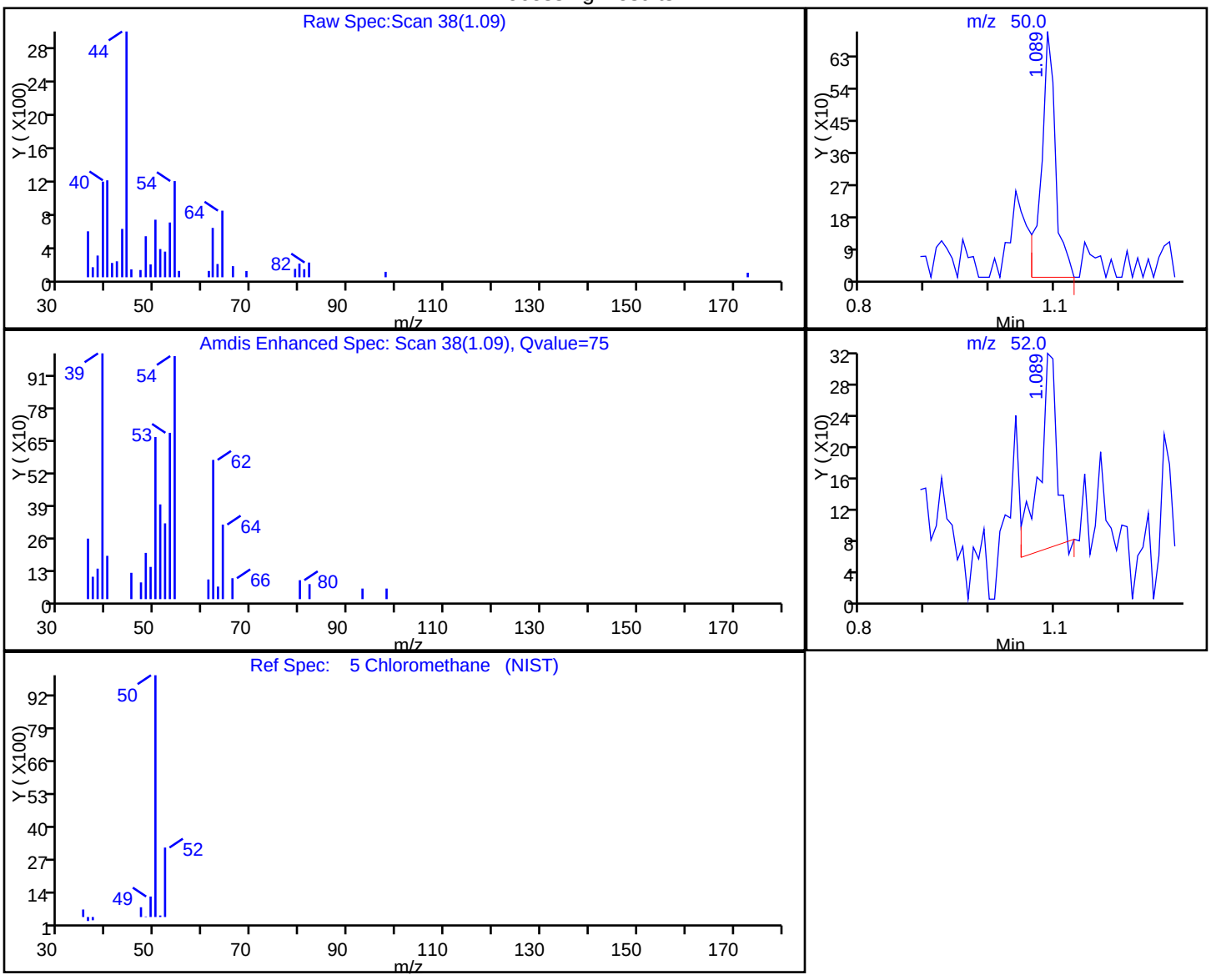

RT	Mass	Response	Amount
1.09	50.00	1054	0.186391
1.09	52.00	457	

Reviewer: baronm, 11-Mar-2018 20:54:39
Audit Action: Marked Compound Undetected Audit Reason: Invalid Compound ID

User Disabled Compound Report

TestAmerica Edison

Data File:	\\ChromNA\Edison\ChromData\CVOAMS5\20180306-68384.b\E81971.D		
Injection Date:	06-Mar-2018 05:27:30	Instrument ID:	CVOAMS5
Lims ID:	STD8		
Client ID:			
Operator ID:		ALS Bottle#:	1 Worklist Smp#: 2
Purge Vol:	5.000 mL	Dil. Factor:	1.0000
Method:	8260W_5	Limit Group:	VOA - 8260C DKQP Water and Solid
Column:	Rtx-VMS (0.18 mm)	Detector	MS SCAN

1 Chlorotrifluoroethene, CAS: 79-38-9

Processing Results

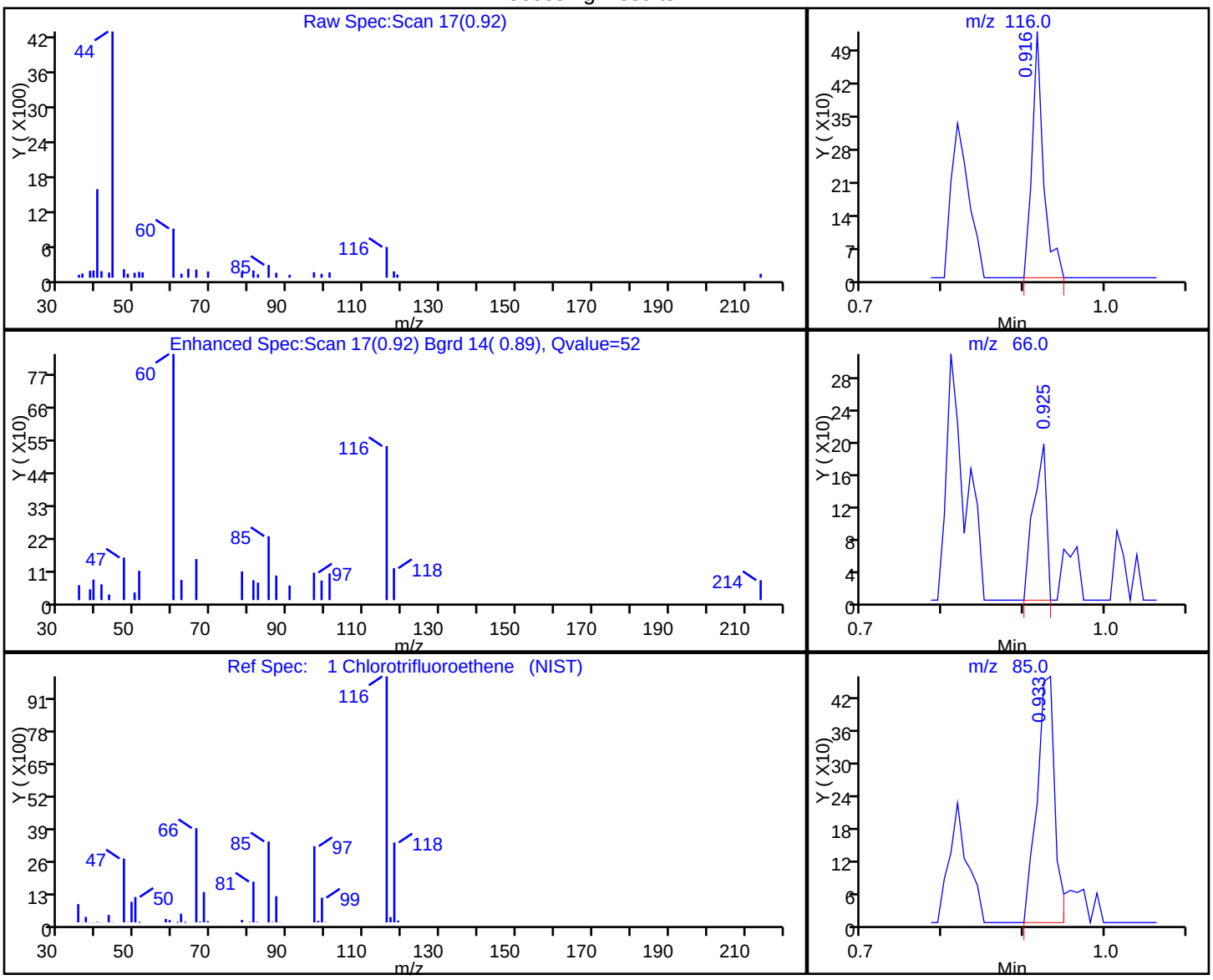

RT	Mass	Response	Amount
0.92	116.00	507	0.305950
0.92	66.00	217	
0.93	85.00	691	
0.92	118.00	120	

Reviewer: baronm, 11-Mar-2018 20:54:39

Audit Action: Marked Compound Undetected Audit Reason: Invalid Compound ID

User Disabled Compound Report

TestAmerica Edison

Data File: \\ChromNA\Edison\ChromData\CVOAMS5\20180306-68384.b\E81971.D
Injection Date: 06-Mar-2018 05:27:30 Instrument ID: CVOAMS5
Lims ID: STD8
Client ID:
Operator ID: ALS Bottle#: 1 Worklist Smp#: 2
Purge Vol: 5.000 mL Dil. Factor: 1.0000
Method: 8260W_5 Limit Group: VOA - 8260C DKQP Water and Solid
Column: Rtx-VMS (0.18 mm) Detector MS SCAN

38 cis-1,2-Dichloroethene, CAS: 156-59-2

Processing Results

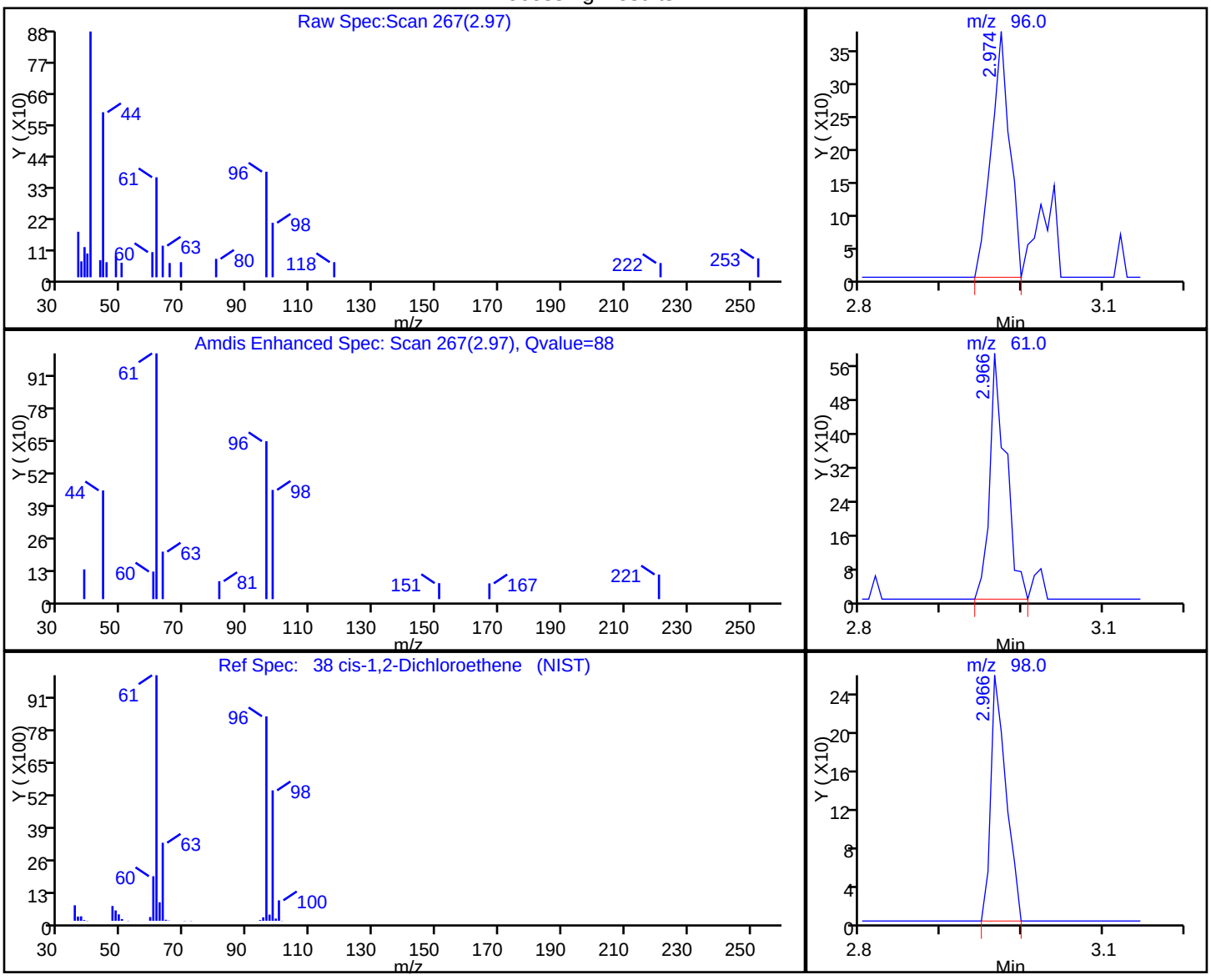

RT	Mass	Response	Amount
2.97	96.00	596	0.162036
2.97	61.00	807	
2.97	98.00	332	

Reviewer: baronm, 11-Mar-2018 20:54:39
Audit Action: Marked Compound Undetected Audit Reason: Invalid Compound ID

User Disabled Compound Report

TestAmerica Edison

Data File: \\ChromNA\Edison\ChromData\CVOAMS5\20180306-68384.b\E81971.D
Injection Date: 06-Mar-2018 05:27:30 Instrument ID: CVOAMS5
Lims ID: STD8
Client ID:
Operator ID: ALS Bottle#: 1 Worklist Smp#: 2
Purge Vol: 5.000 mL Dil. Factor: 1.0000
Method: 8260W_5 Limit Group: VOA - 8260C DKQP Water and Solid
Column: Rtx-VMS (0.18 mm) Detector MS SCAN

77 cis-1,3-Dichloropropene, CAS: 10061-01-5

Processing Results

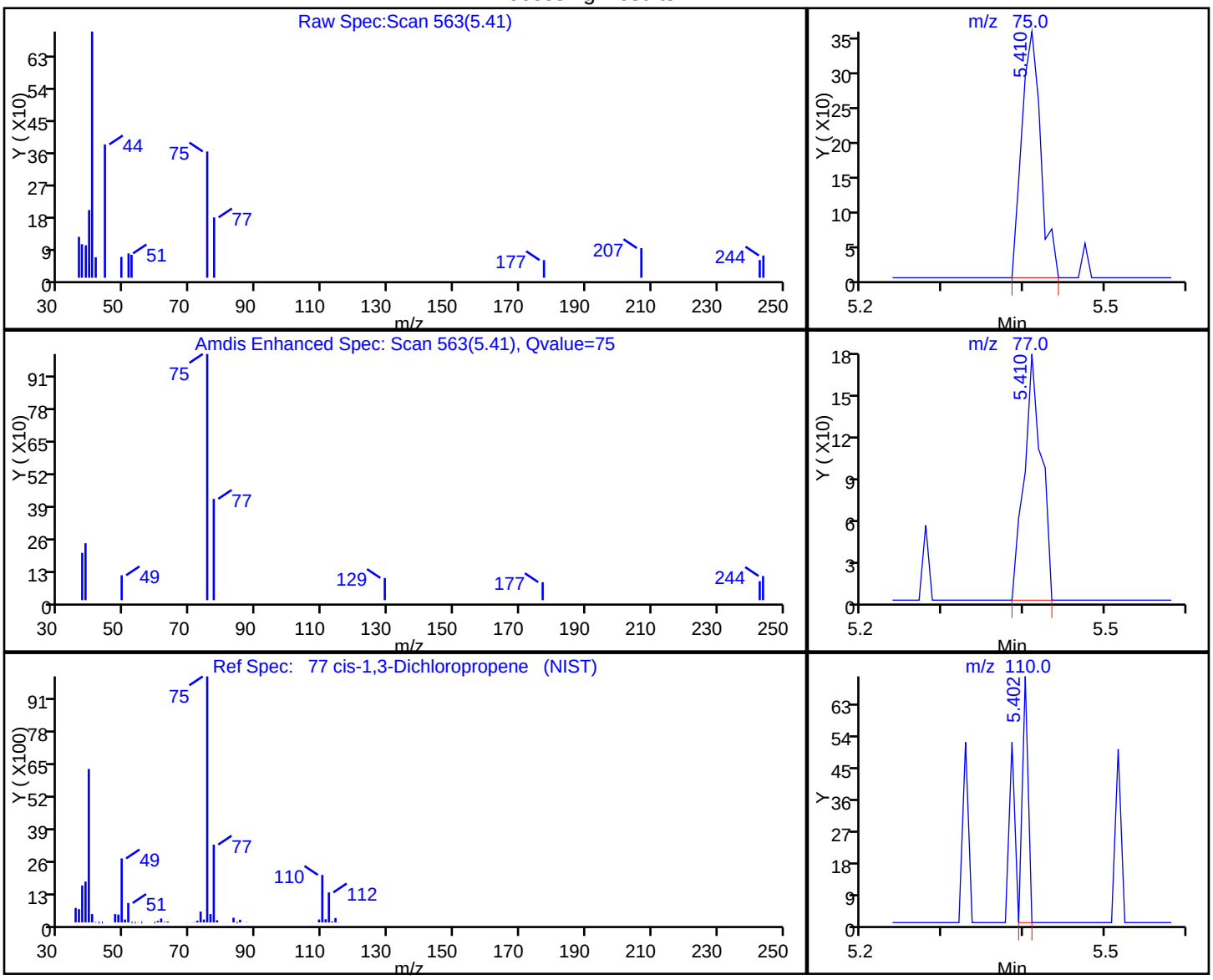

RT	Mass	Response	Amount
5.41	75.00	580	0.147475
5.41	77.00	254	
5.40	110.00	35	

Reviewer: baronm, 11-Mar-2018 20:54:39
Audit Action: Marked Compound Undetected Audit Reason: Invalid Compound ID

User Disabled Compound Report

TestAmerica Edison

Data File: \\ChromNA\Edison\ChromData\CVOAMS5\20180306-68384.b\E81971.D
Injection Date: 06-Mar-2018 05:27:30 Instrument ID: CVOAMS5
Lims ID: STD8
Client ID:
Operator ID: ALS Bottle#: 1 Worklist Smp#: 2
Purge Vol: 5.000 mL Dil. Factor: 1.0000
Method: 8260W_5 Limit Group: VOA - 8260C DKQP Water and Solid
Column: Rtx-VMS (0.18 mm) Detector MS SCAN

40 Cyclohexane, CAS: 110-82-7

Processing Results

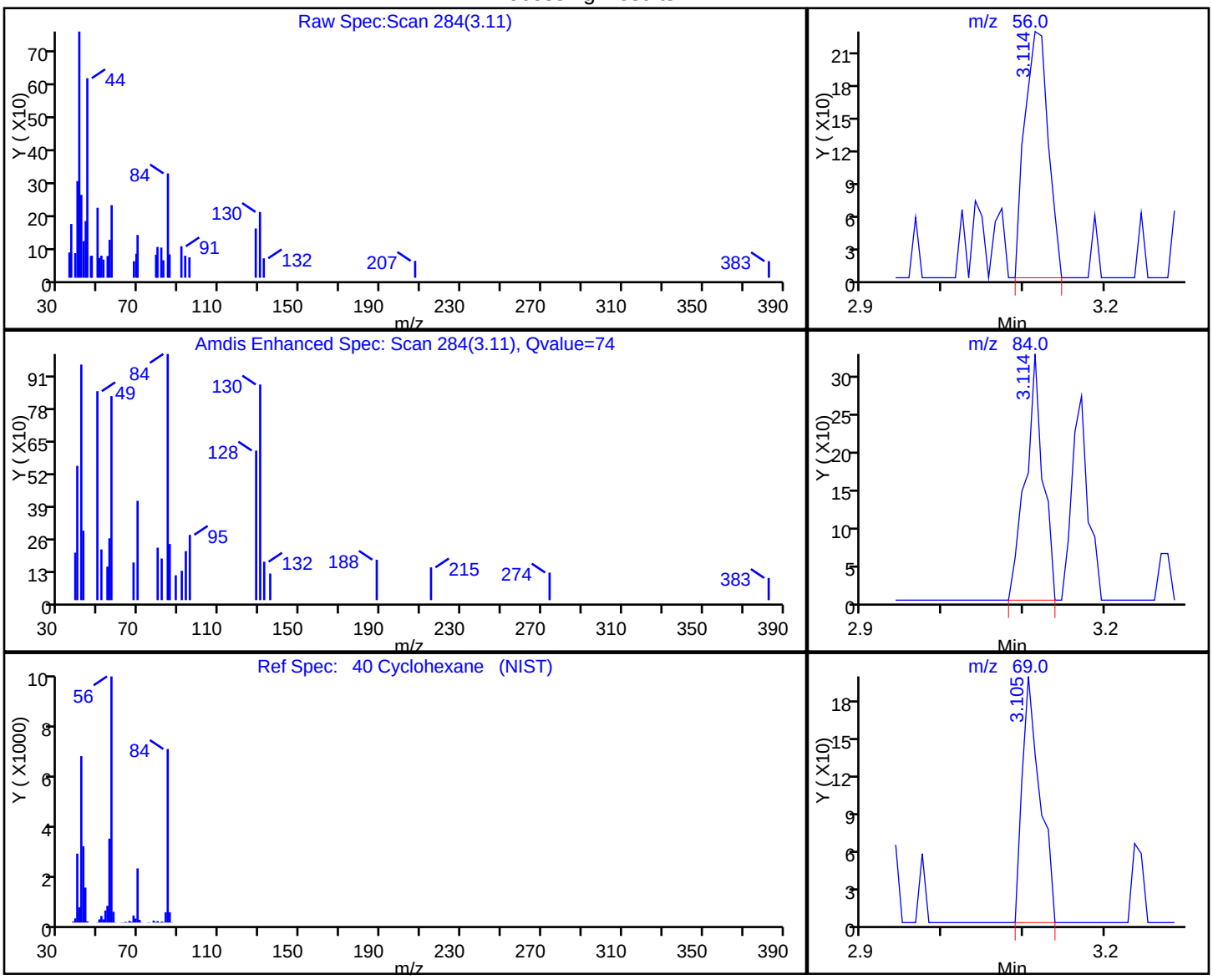

RT	Mass	Response	Amount
3.11	56.00	453	0.101549
3.11	84.00	481	
3.11	69.00	293	

Reviewer: baronm, 11-Mar-2018 20:54:39
Audit Action: Marked Compound Undetected Audit Reason: Invalid Compound ID

User Disabled Compound Report

TestAmerica Edison

Data File: \\ChromNA\Edison\ChromData\CVOAMS5\20180306-68384.b\E81971.D
Injection Date: 06-Mar-2018 05:27:30 Instrument ID: CVOAMS5
Lims ID: STD8
Client ID:
Operator ID: ALS Bottle#: 1 Worklist Smp#: 2
Purge Vol: 5.000 mL Dil. Factor: 1.0000
Method: 8260W_5 Limit Group: VOA - 8260C DKQP Water and Solid
Column: Rtx-VMS (0.18 mm) Detector MS SCAN

19 Cyclopentene, CAS: 142-29-0

Processing Results

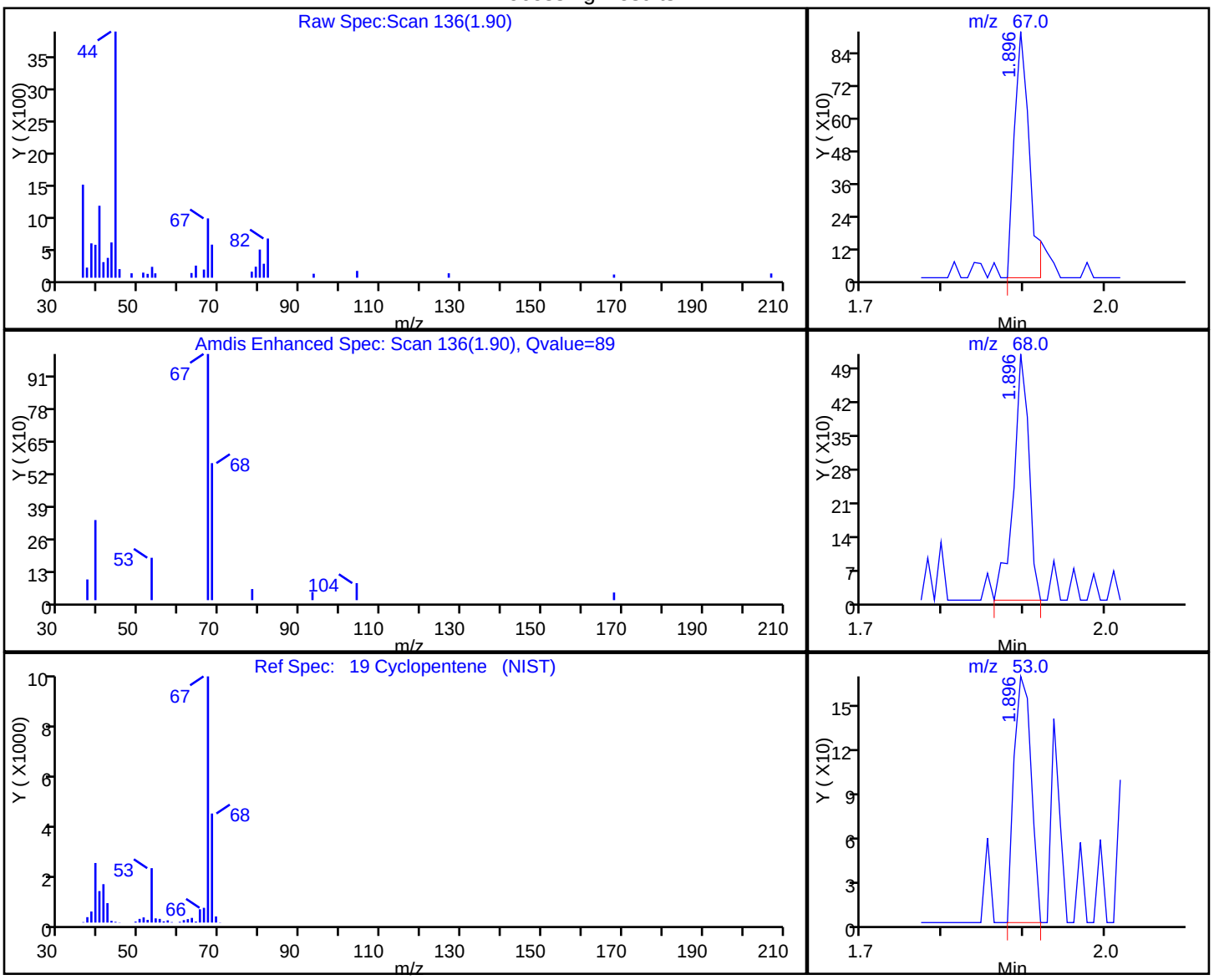

RT	Mass	Response	Amount
1.90	67.00	1173	0.121728
1.90	68.00	671	
1.90	53.00	248	

Reviewer: baronm, 11-Mar-2018 20:54:39
Audit Action: Marked Compound Undetected Audit Reason: Invalid Compound ID

User Disabled Compound Report

TestAmerica Edison

Data File: \\ChromNA\Edison\ChromData\CVOAMS5\20180306-68384.b\E81971.D
Injection Date: 06-Mar-2018 05:27:30 Instrument ID: CVOAMS5
Lims ID: STD8
Client ID:
Operator ID: ALS Bottle#: 1 Worklist Smp#: 2
Purge Vol: 5.000 mL Dil. Factor: 1.0000
Method: 8260W_5 Limit Group: VOA - 8260C DKQP Water and Solid
Column: Rtx-VMS (0.18 mm) Detector MS SCAN

67 Dibromomethane, CAS: 74-95-3

Processing Results

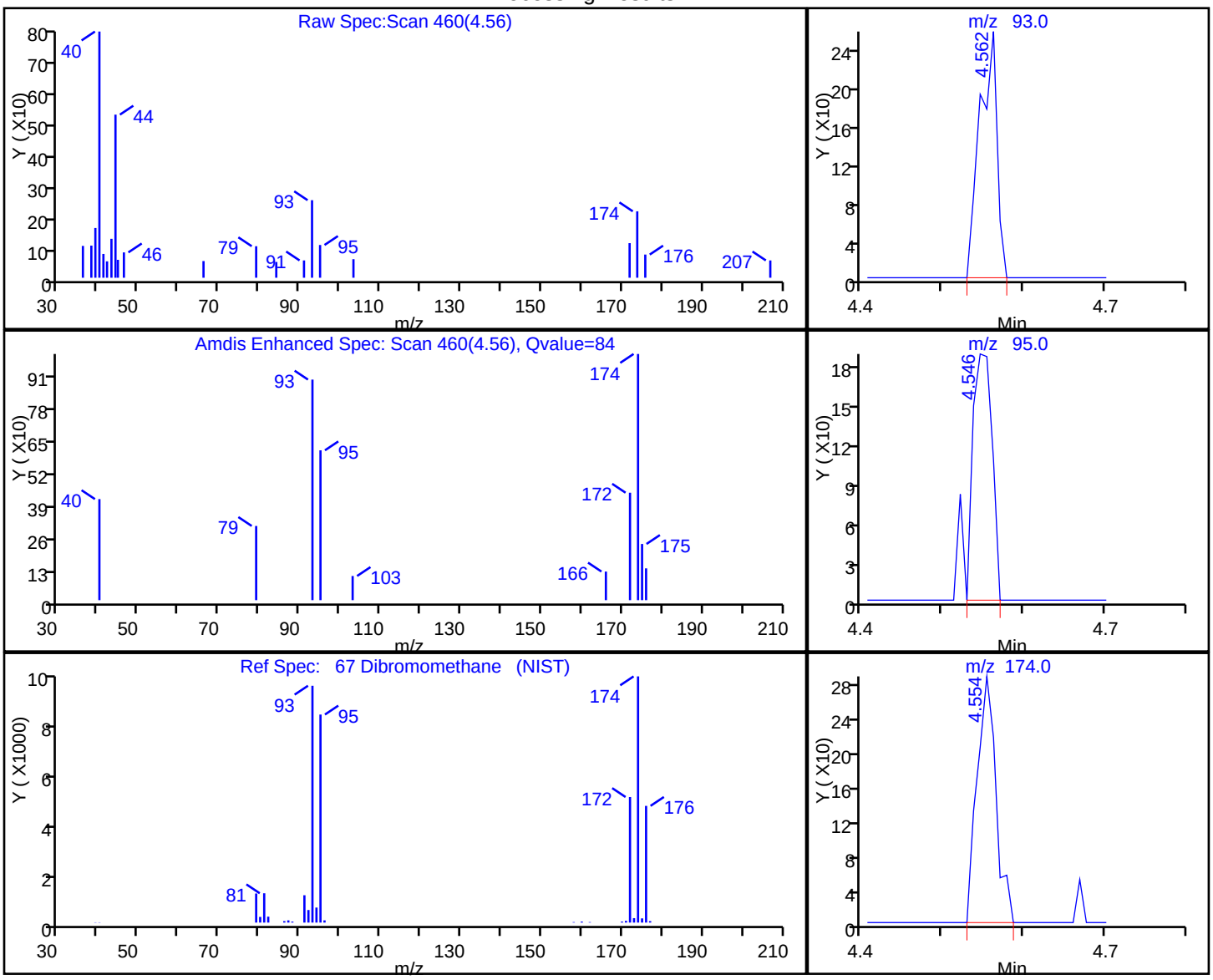

RT	Mass	Response	Amount
4.56	93.00	371	0.211503
4.55	95.00	308	
4.55	174.00	465	

Reviewer: baronm, 11-Mar-2018 20:54:39
Audit Action: Marked Compound Undetected Audit Reason: Invalid Compound ID

User Disabled Compound Report

TestAmerica Edison

Data File: \\ChromNA\Edison\ChromData\CVOAMS5\20180306-68384.b\E81971.D
Injection Date: 06-Mar-2018 05:27:30 Instrument ID: CVOAMS5
Lims ID: STD8
Client ID:
Operator ID: ALS Bottle#: 1 Worklist Smp#: 2
Purge Vol: 5.000 mL Dil. Factor: 1.0000
Method: 8260W_5 Limit Group: VOA - 8260C DKQP Water and Solid
Column: Rtx-VMS (0.18 mm) Detector MS SCAN

70 Dichlorobromomethane, CAS: 75-27-4

Processing Results

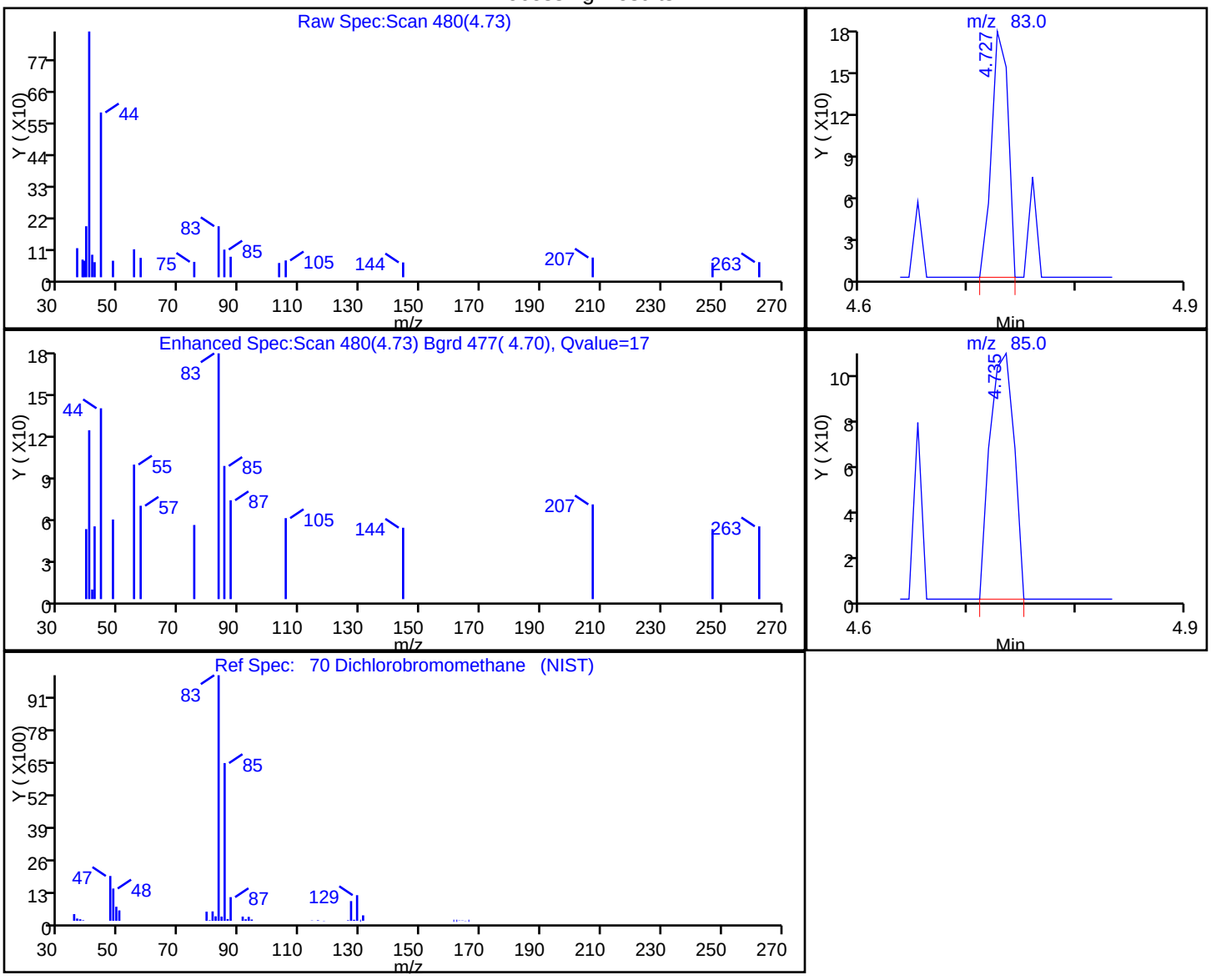

RT	Mass	Response	Amount
4.73	83.00	191	0.050277
4.73	85.00	161	

Reviewer: baronm, 11-Mar-2018 20:54:39
Audit Action: Marked Compound Undetected Audit Reason: Invalid Compound ID

User Disabled Compound Report

TestAmerica Edison

Data File: \\ChromNA\Edison\ChromData\CVOAMS5\20180306-68384.b\E81971.D
Injection Date: 06-Mar-2018 05:27:30 Instrument ID: CVOAMS5
Lims ID: STD8
Client ID:
Operator ID: ALS Bottle#: 1 Worklist Smp#: 2
Purge Vol: 5.000 mL Dil. Factor: 1.0000
Method: 8260W_5 Limit Group: VOA - 8260C DKQP Water and Solid
Column: Rtx-VMS (0.18 mm) Detector MS SCAN

2 Dichlorodifluoromethane, CAS: 75-71-8

Processing Results

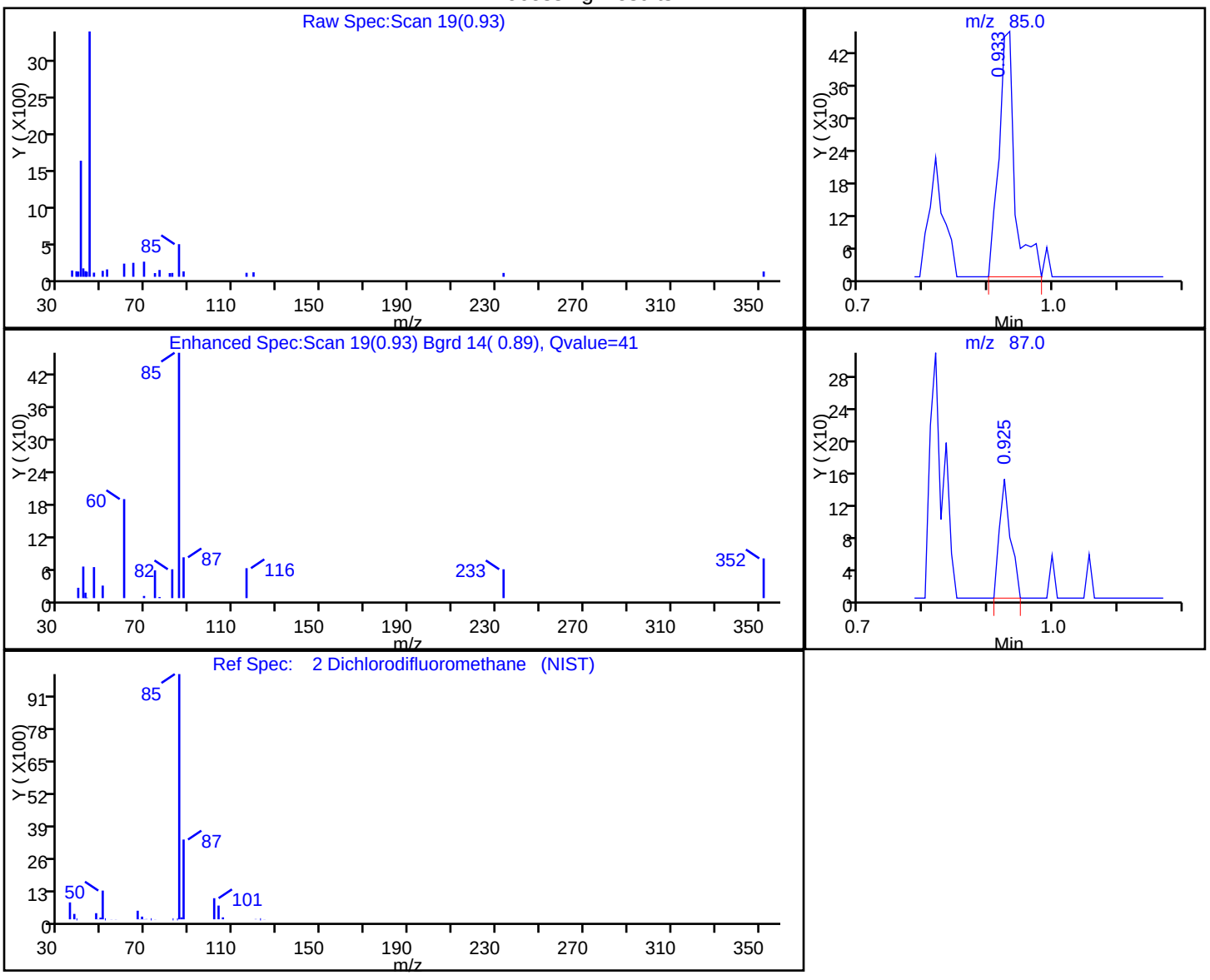

RT	Mass	Response	Amount
0.93	85.00	777	0.168067
0.92	87.00	176	

Reviewer: baronm, 11-Mar-2018 20:54:39
Audit Action: Marked Compound Undetected Audit Reason: Invalid Compound ID

User Disabled Compound Report

TestAmerica Edison

Data File: \\ChromNA\Edison\ChromData\CVOAMS5\20180306-68384.b\E81971.D
Injection Date: 06-Mar-2018 05:27:30 Instrument ID: CVOAMS5
Lims ID: STD8
Client ID:
Operator ID: ALS Bottle#: 1 Worklist Smp#: 2
Purge Vol: 5.000 mL Dil. Factor: 1.0000
Method: 8260W_5 Limit Group: VOA - 8260C DKQP Water and Solid
Column: Rtx-VMS (0.18 mm) Detector MS SCAN

10 Dichlorofluoromethane, CAS: 75-43-4

Processing Results

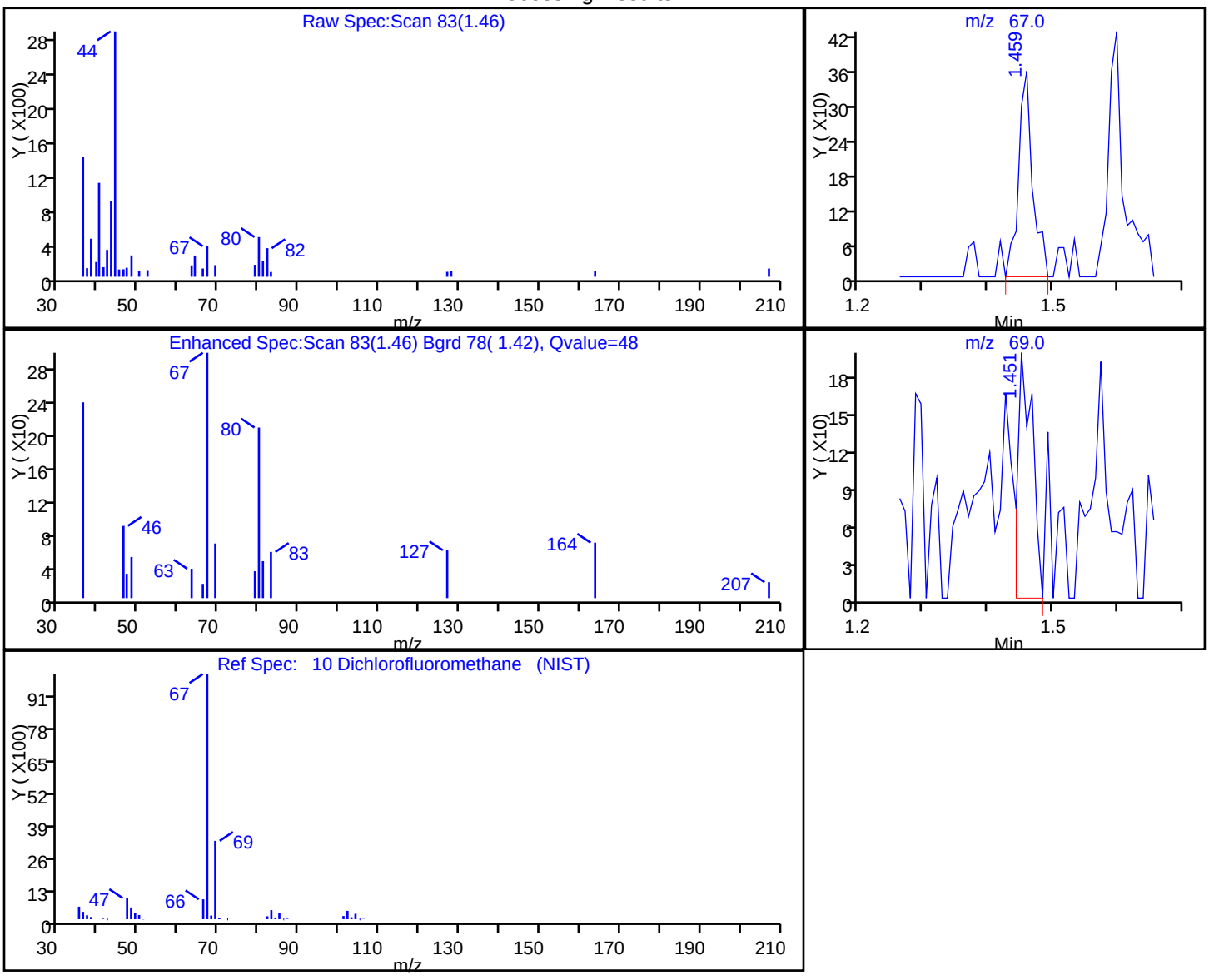

RT	Mass	Response	Amount
1.46	67.00	536	0.076155
1.45	69.00	302	

Reviewer: baronm, 11-Mar-2018 20:54:39
Audit Action: Marked Compound Undetected Audit Reason: Invalid Compound ID

Report Date: 11-Mar-2018 21:28:24 Chrom Revision: 2.2 08-Feb-2018 13:38:42

User Disabled Compound Report

TestAmerica Edison

Data File: \\ChromNA\Edison\ChromData\CVOAMS5\20180306-68384.b\E81971.D

Injection Date: 06-Mar-2018 05:27:30 Instrument ID: CVOAMS5

Lims ID: STD8

Client ID:

Operator ID: ALS Bottle#: 1 Worklist Smp#: 2

Purge Vol: 5.000 mL Dil. Factor: 1.0000

Method: 8260W_5 Limit Group: VOA - 8260C DKQP Water and Solid

Column: Rtx-VMS (0.18 mm) Detector MS SCAN

12 Ethanol, CAS: 64-17-5

Processing Results

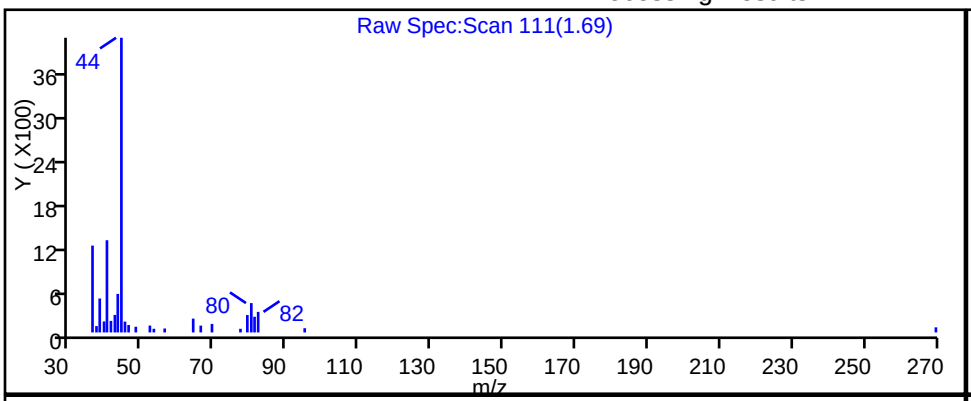

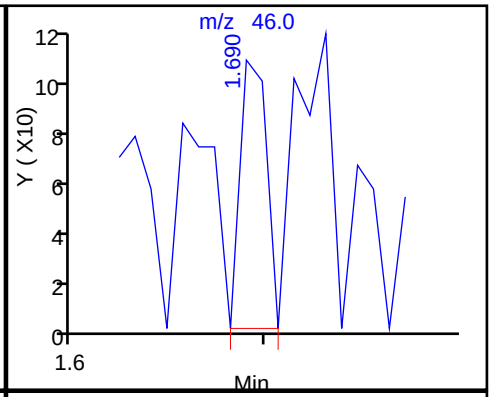

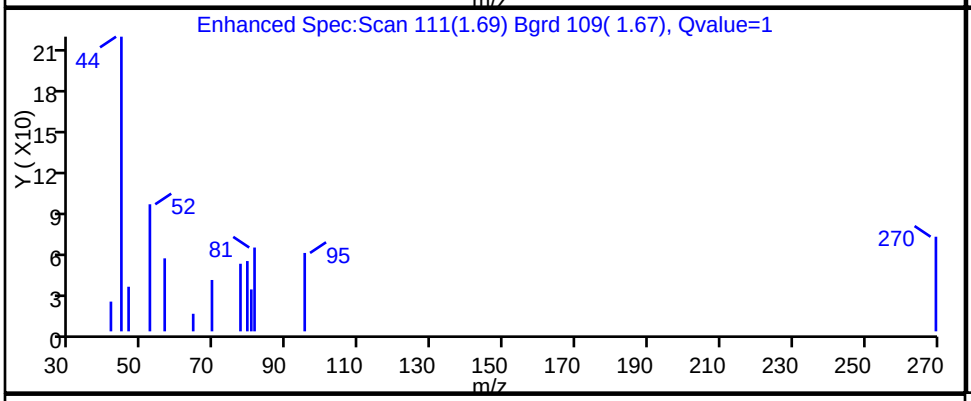

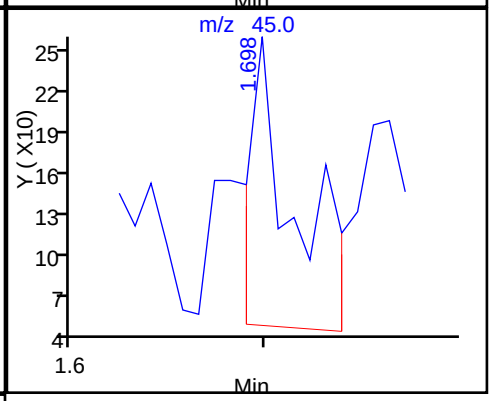

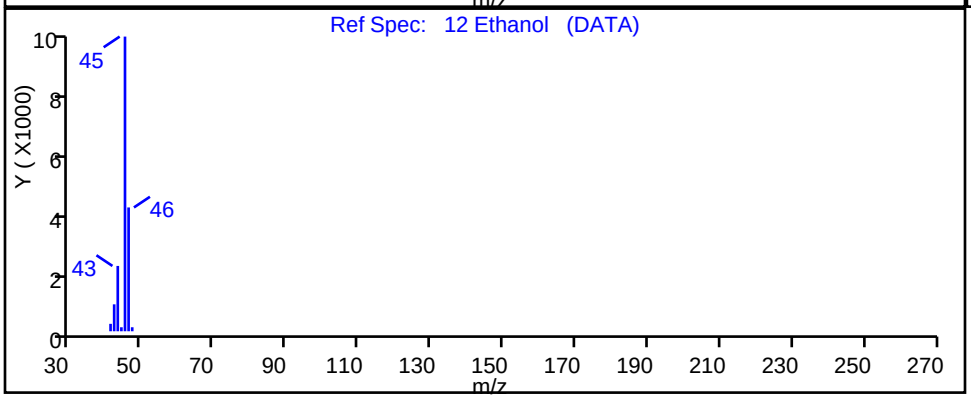

RT	Mass	Response	Amount
1.69	46.00	97	9.246985
1.70	45.00	336	

Reviewer: baronm, 11-Mar-2018 20:54:39

Audit Action: Marked Compound Undetected Audit Reason: Invalid Compound ID

User Disabled Compound Report

TestAmerica Edison

Data File:	\\ChromNA\Edison\ChromData\CVOAMS5\20180306-68384.b\E81971.D		
Injection Date:	06-Mar-2018 05:27:30	Instrument ID:	CVOAMS5
Lims ID:	STD8		
Client ID:			
Operator ID:		ALS Bottle#:	1 Worklist Smp#: 2
Purge Vol:	5.000 mL	Dil. Factor:	1.0000
Method:	8260W_5	Limit Group:	VOA - 8260C DKQP Water and Solid
Column:	Rtx-VMS (0.18 mm)	Detector	MS SCAN

45 Ethyl acetate, CAS: 141-78-6

Processing Results

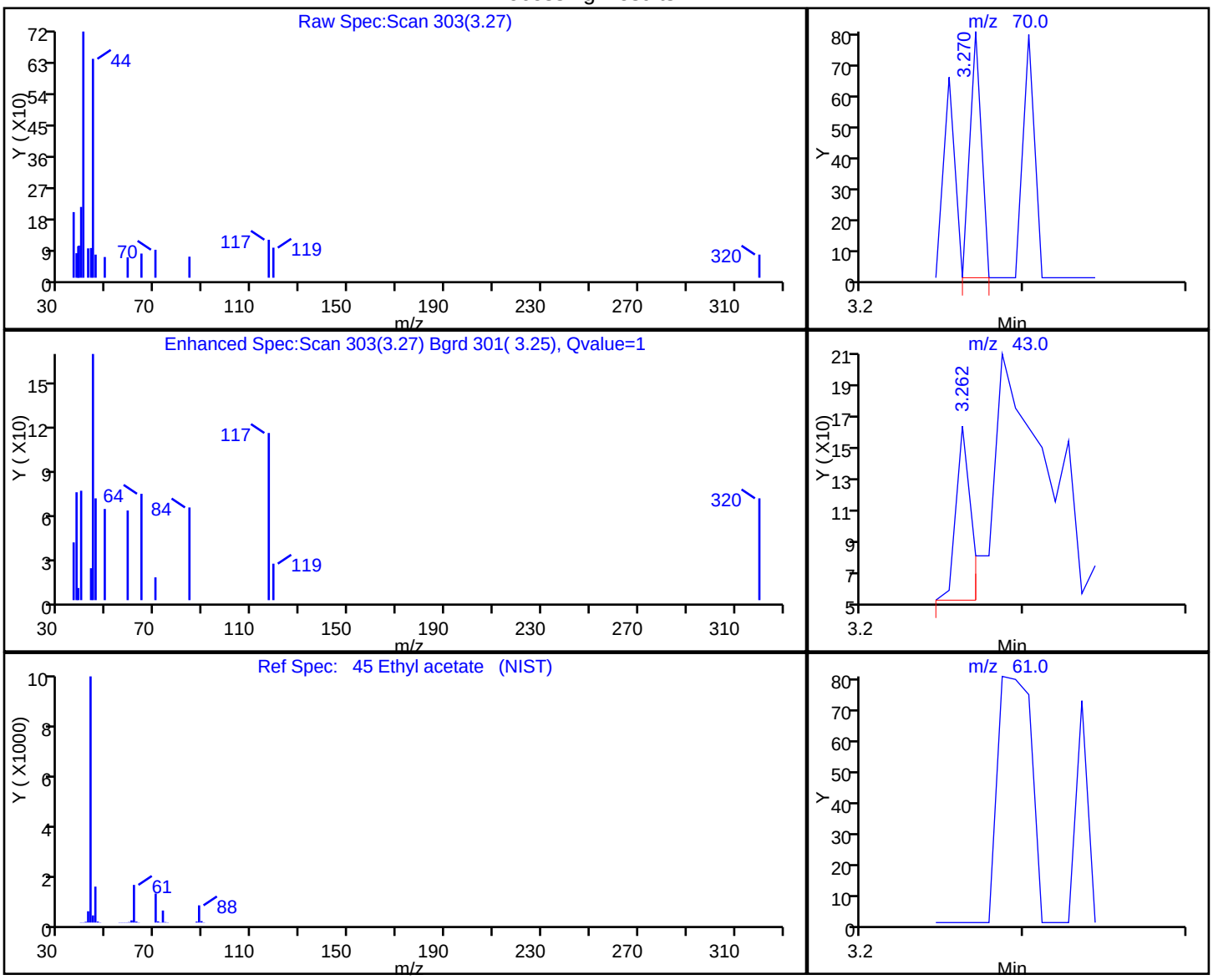

RT	Mass	Response	Amount
3.27	70.00	40	0.212012
3.26	43.00	69	
3.29	61.00	0	

Reviewer: baronm, 11-Mar-2018 20:54:39

Audit Action: Marked Compound Undetected Audit Reason: Invalid Compound ID

User Disabled Compound Report

TestAmerica Edison

Data File: \\ChromNA\Edison\ChromData\CVOAMS5\20180306-68384.b\E81971.D
Injection Date: 06-Mar-2018 05:27:30 Instrument ID: CVOAMS5
Lims ID: STD8
Client ID:
Operator ID: ALS Bottle#: 1 Worklist Smp#: 2
Purge Vol: 5.000 mL Dil. Factor: 1.0000
Method: 8260W_5 Limit Group: VOA - 8260C DKQP Water and Solid
Column: Rtx-VMS (0.18 mm) Detector MS SCAN

94 Ethylbenzene, CAS: 100-41-4

Processing Results

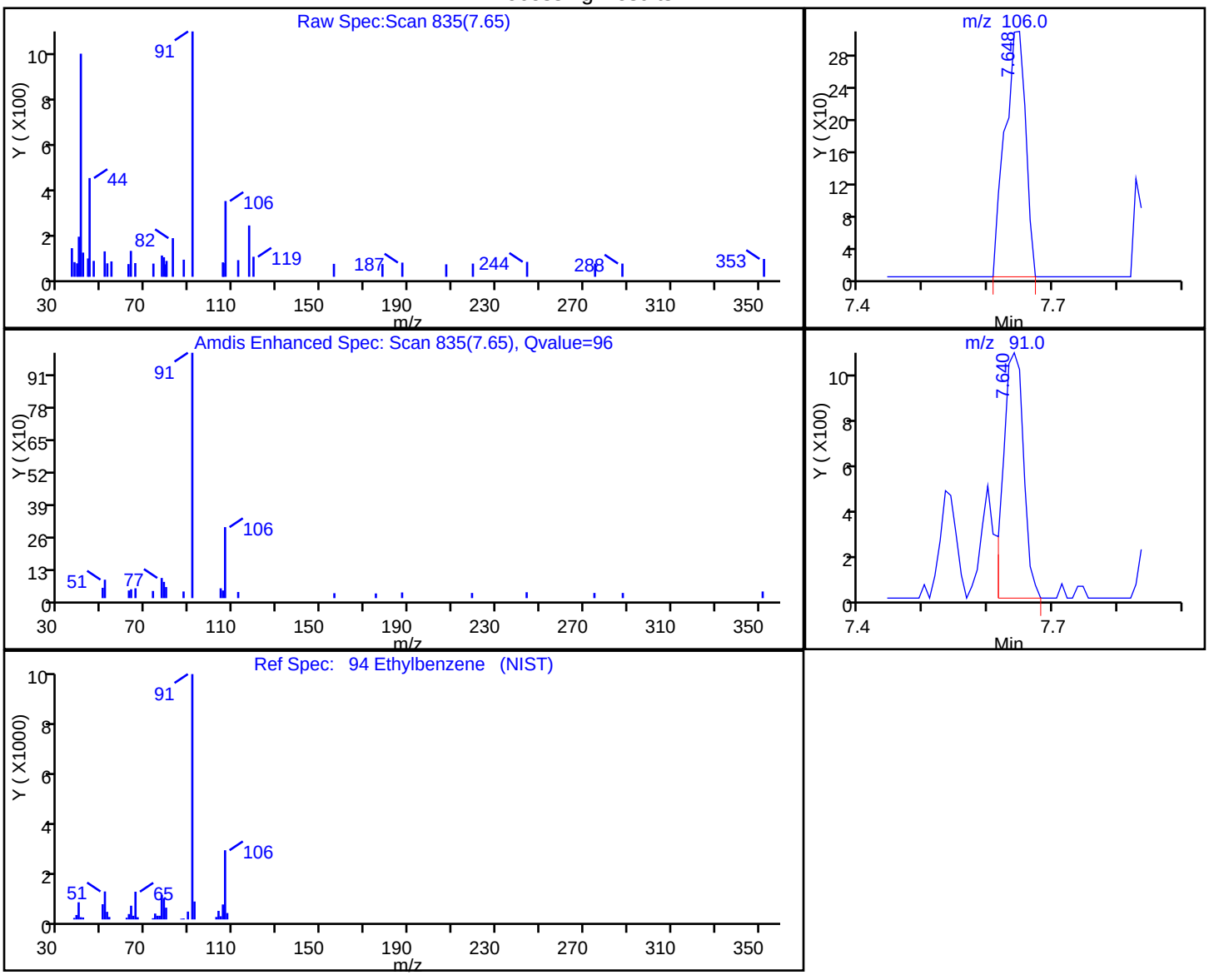

RT	Mass	Response	Amount
7.65	106.00	689	0.141415
7.64	91.00	2321	

Reviewer: baronm, 11-Mar-2018 20:54:39
Audit Action: Marked Compound Undetected Audit Reason: Invalid Compound ID

User Disabled Compound Report

TestAmerica Edison

Data File:	\\ChromNA\Edison\ChromData\CVOAMS5\20180306-68384.b\E81971.D		
Injection Date:	06-Mar-2018 05:27:30	Instrument ID:	CVOAMS5
Lims ID:	STD8		
Client ID:			
Operator ID:		ALS Bottle#:	1 Worklist Smp#: 2
Purge Vol:	5.000 mL	Dil. Factor:	1.0000
Method:	8260W_5	Limit Group:	VOA - 8260C DKQP Water and Solid
Column:	Rtx-VMS (0.18 mm)	Detector	MS SCAN

89 Ethylene Dibromide, CAS: 106-93-4

Processing Results

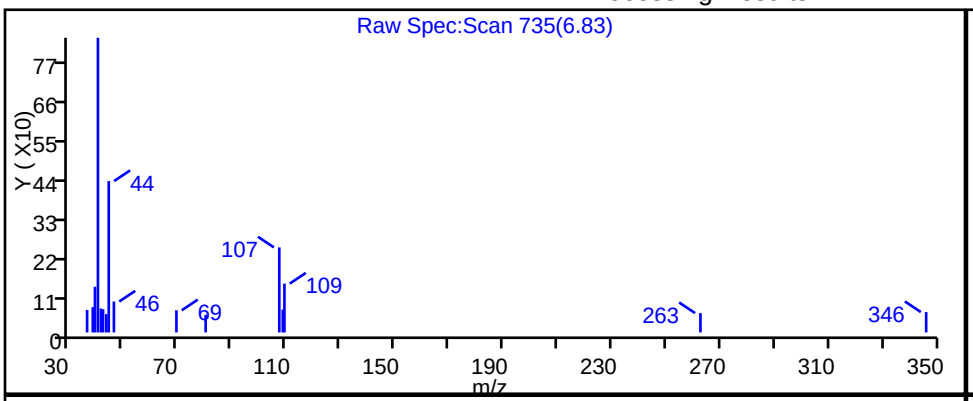

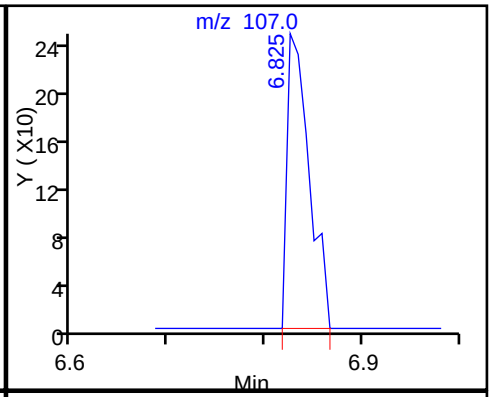

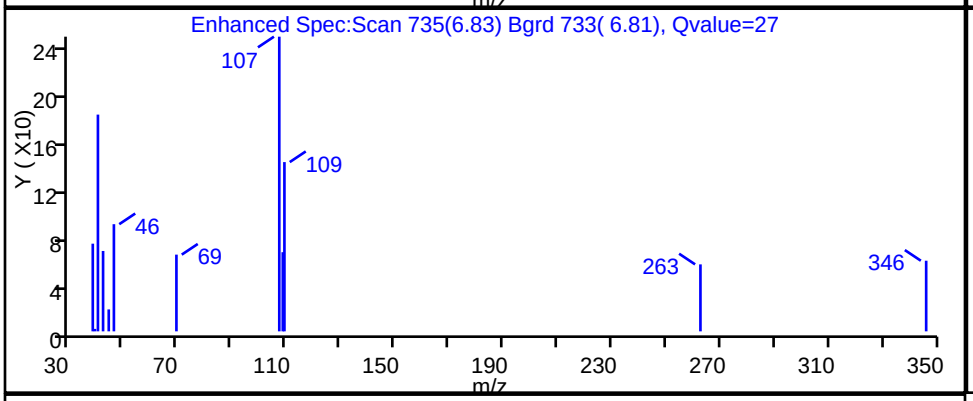

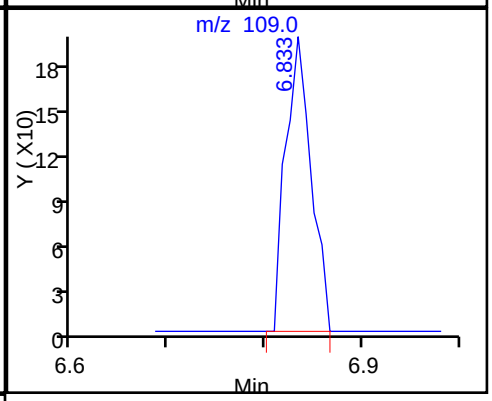

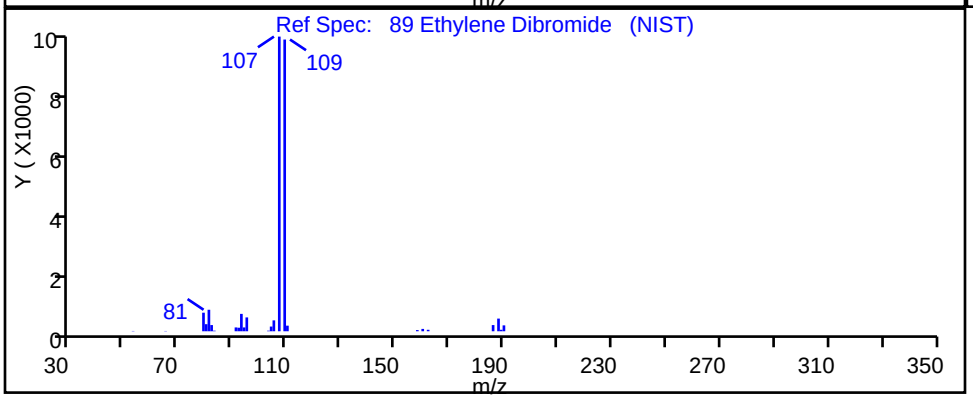

RT	Mass	Response	Amount
6.83	107.00	384	0.176647
6.83	109.00	356	

Reviewer: baronm, 11-Mar-2018 20:54:39

Audit Action: Marked Compound Undetected Audit Reason: Invalid Compound ID

User Disabled Compound Report

TestAmerica Edison

Data File: \\ChromNA\Edison\ChromData\CVOAMS5\20180306-68384.b\E81971.D
Injection Date: 06-Mar-2018 05:27:30 Instrument ID: CVOAMS5
Lims ID: STD8
Client ID:
Operator ID: ALS Bottle#: 1 Worklist Smp#: 2
Purge Vol: 5.000 mL Dil. Factor: 1.0000
Method: 8260W_5 Limit Group: VOA - 8260C DKQP Water and Solid
Column: Rtx-VMS (0.18 mm) Detector MS SCAN

131 Hexachlorobutadiene, CAS: 87-68-3

Processing Results

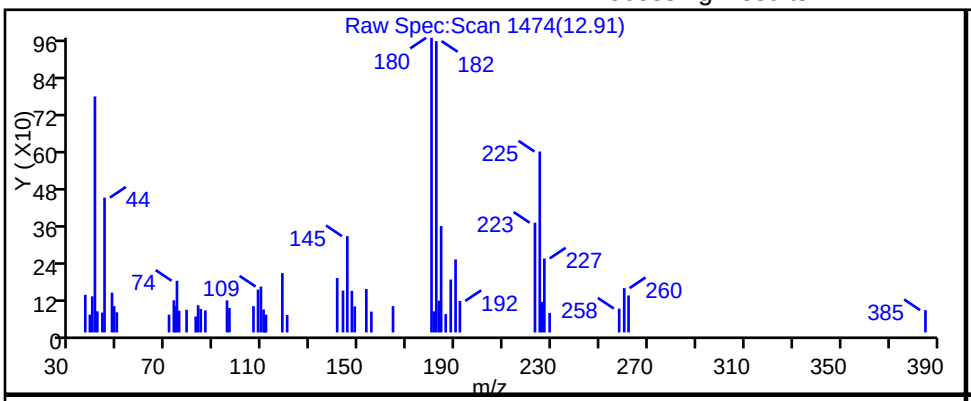

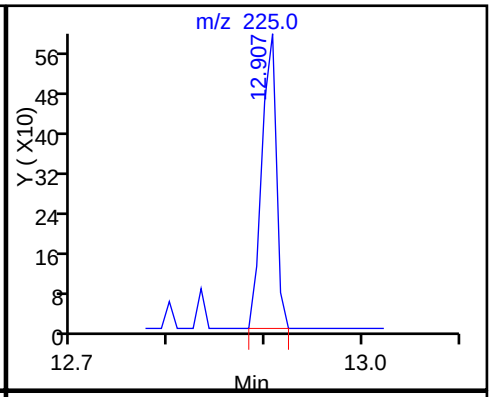

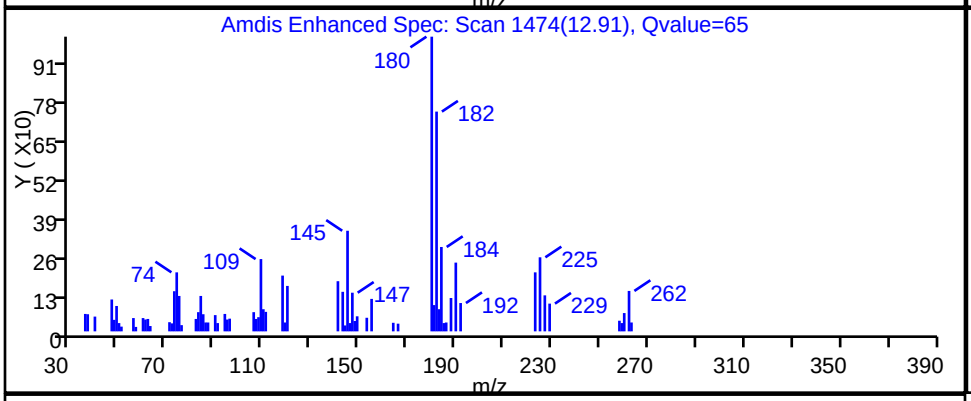

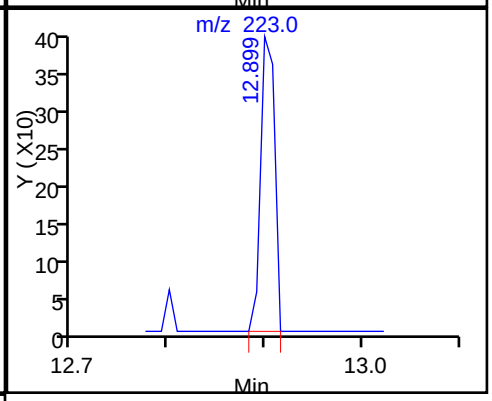

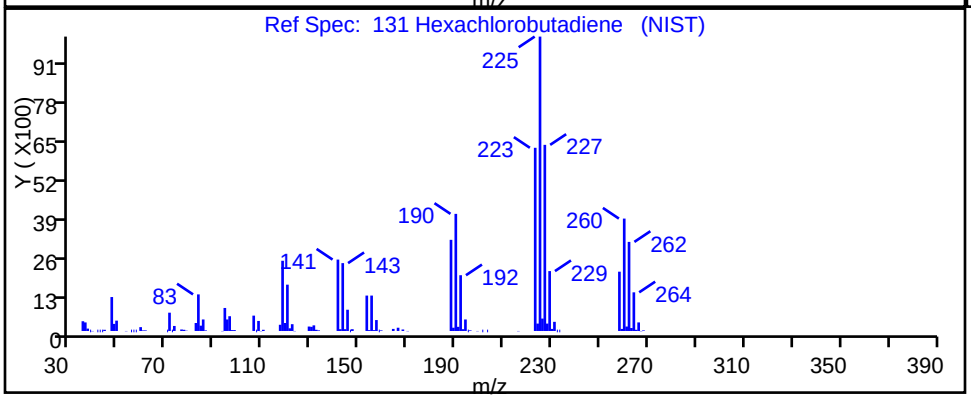

RT	Mass	Response	Amount
12.91	225.00	615	0.496484
12.90	223.00	399	

Reviewer: baronm, 11-Mar-2018 20:54:39
Audit Action: Marked Compound Undetected Audit Reason: Invalid Compound ID

User Disabled Compound Report

TestAmerica Edison

Data File: \\ChromNA\Edison\ChromData\CVOAMS5\20180306-68384.b\E81971.D
Injection Date: 06-Mar-2018 05:27:30 Instrument ID: CVOAMS5
Lims ID: STD8
Client ID:
Operator ID: ALS Bottle#: 1 Worklist Smp#: 2
Purge Vol: 5.000 mL Dil. Factor: 1.0000
Method: 8260W_5 Limit Group: VOA - 8260C DKQP Water and Solid
Column: Rtx-VMS (0.18 mm) Detector MS SCAN

27 Hexane, CAS: 110-54-3

Processing Results

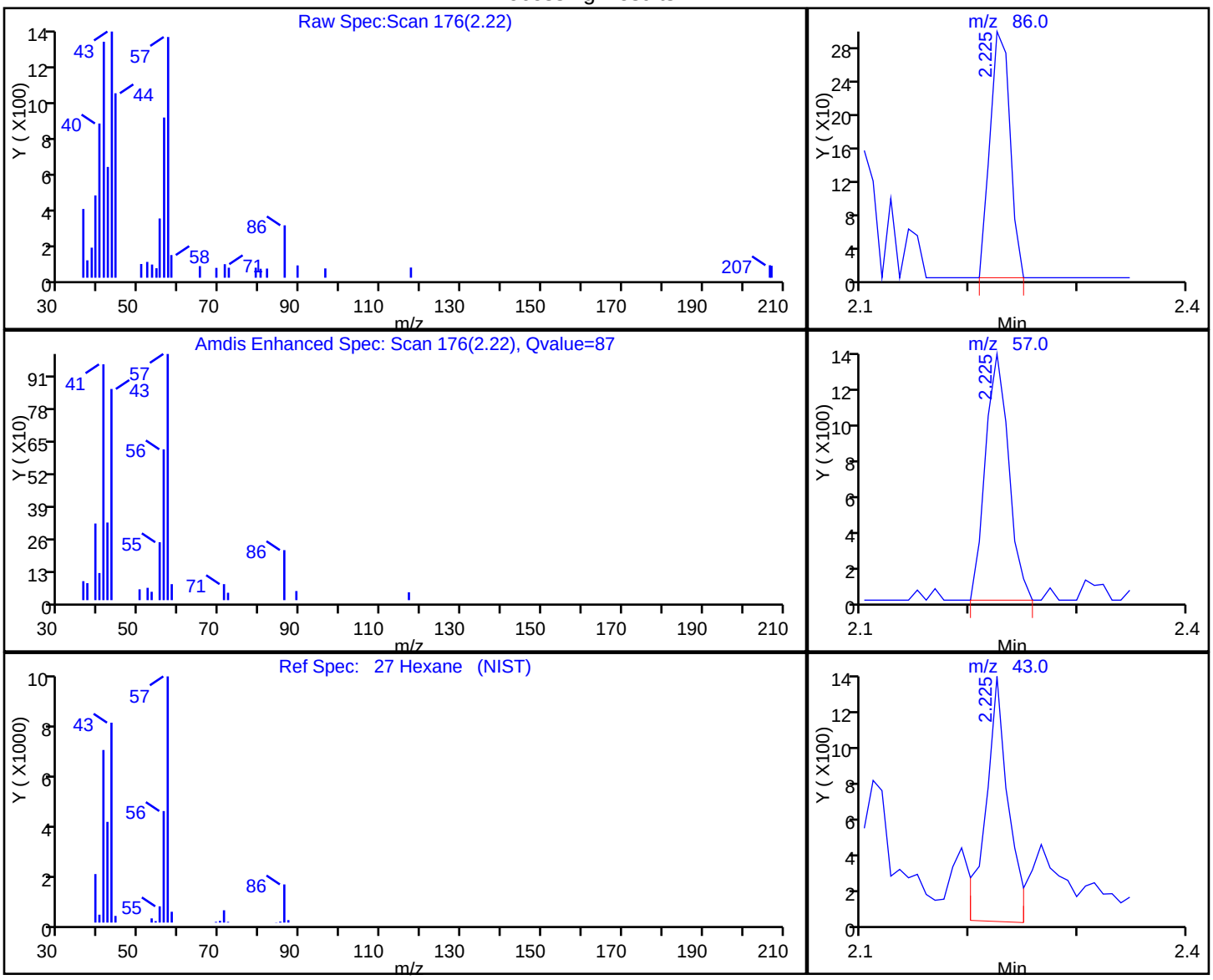

RT	Mass	Response	Amount
2.22	86.00	384	0.644842
2.22	57.00	2052	
2.22	43.00	1943	
2.22	56.00	1165	

Reviewer: baronm, 11-Mar-2018 20:54:39
Audit Action: Marked Compound Undetected Audit Reason: Invalid Compound ID

User Disabled Compound Report

TestAmerica Edison

Data File: \\ChromNA\Edison\ChromData\CVOAMS5\20180306-68384.b\E81971.D
Injection Date: 06-Mar-2018 05:27:30 Instrument ID: CVOAMS5
Lims ID: STD8
Client ID:
Operator ID: ALS Bottle#: 1 Worklist Smp#: 2
Purge Vol: 5.000 mL Dil. Factor: 1.0000
Method: 8260W_5 Limit Group: VOA - 8260C DKQP Water and Solid
Column: Rtx-VMS (0.18 mm) Detector MS SCAN

18 Iodomethane, CAS: 74-88-4

Processing Results

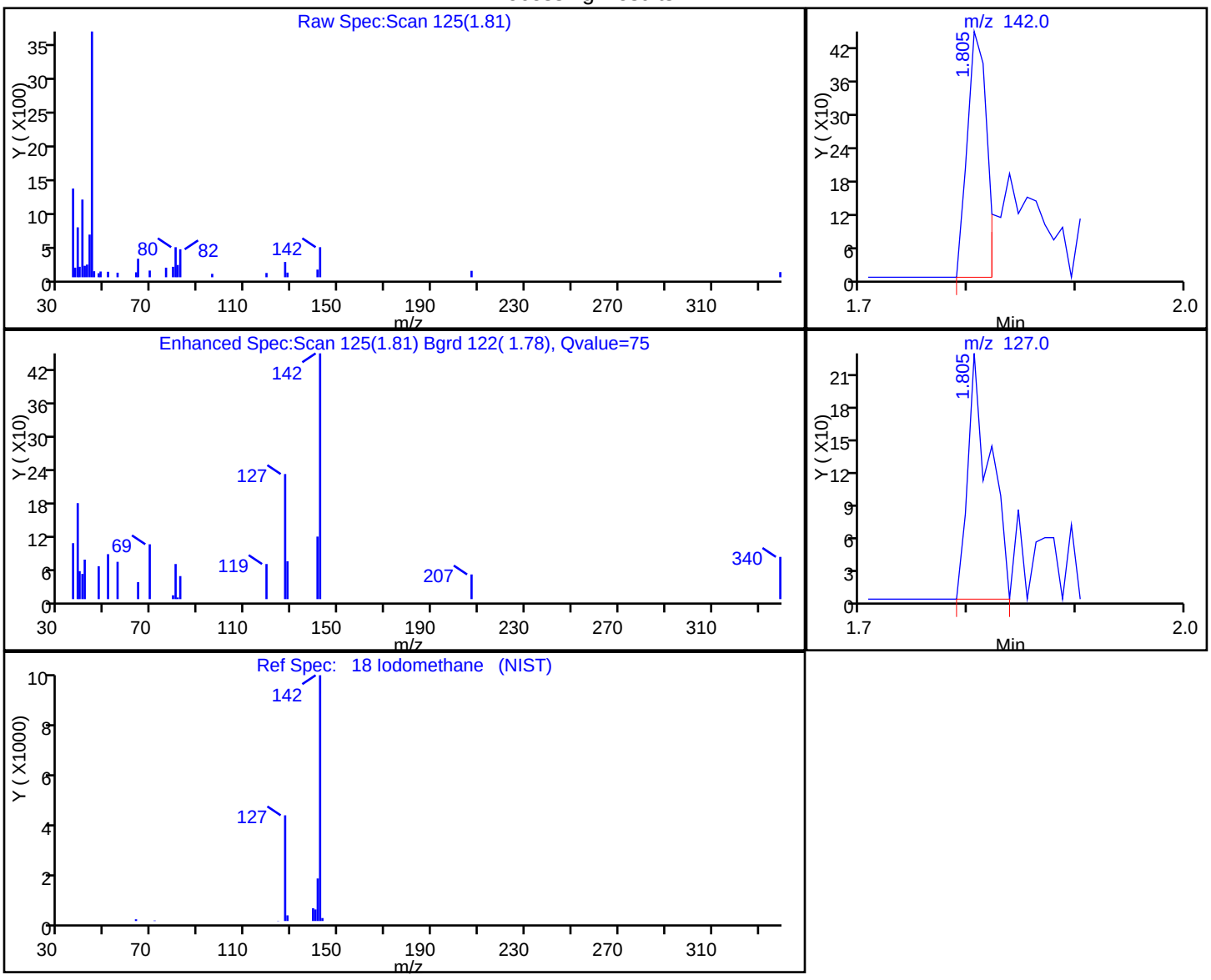

RT	Mass	Response	Amount
1.81	142.00	568	0.087326
1.81	127.00	323	

Reviewer: baronm, 11-Mar-2018 20:54:39
Audit Action: Marked Compound Undetected Audit Reason: Invalid Compound ID

User Disabled Compound Report

TestAmerica Edison

Data File: \\ChromNA\Edison\ChromData\CVOAMS5\20180306-68384.b\E81971.D
Injection Date: 06-Mar-2018 05:27:30 Instrument ID: CVOAMS5
Lims ID: STD8
Client ID:
Operator ID: ALS Bottle#: 1 Worklist Smp#: 2
Purge Vol: 5.000 mL Dil. Factor: 1.0000
Method: 8260W_5 Limit Group: VOA - 8260C DKQP Water and Solid
Column: Rtx-VMS (0.18 mm) Detector MS SCAN

52 Isooctane, CAS: 540-84-1

Processing Results

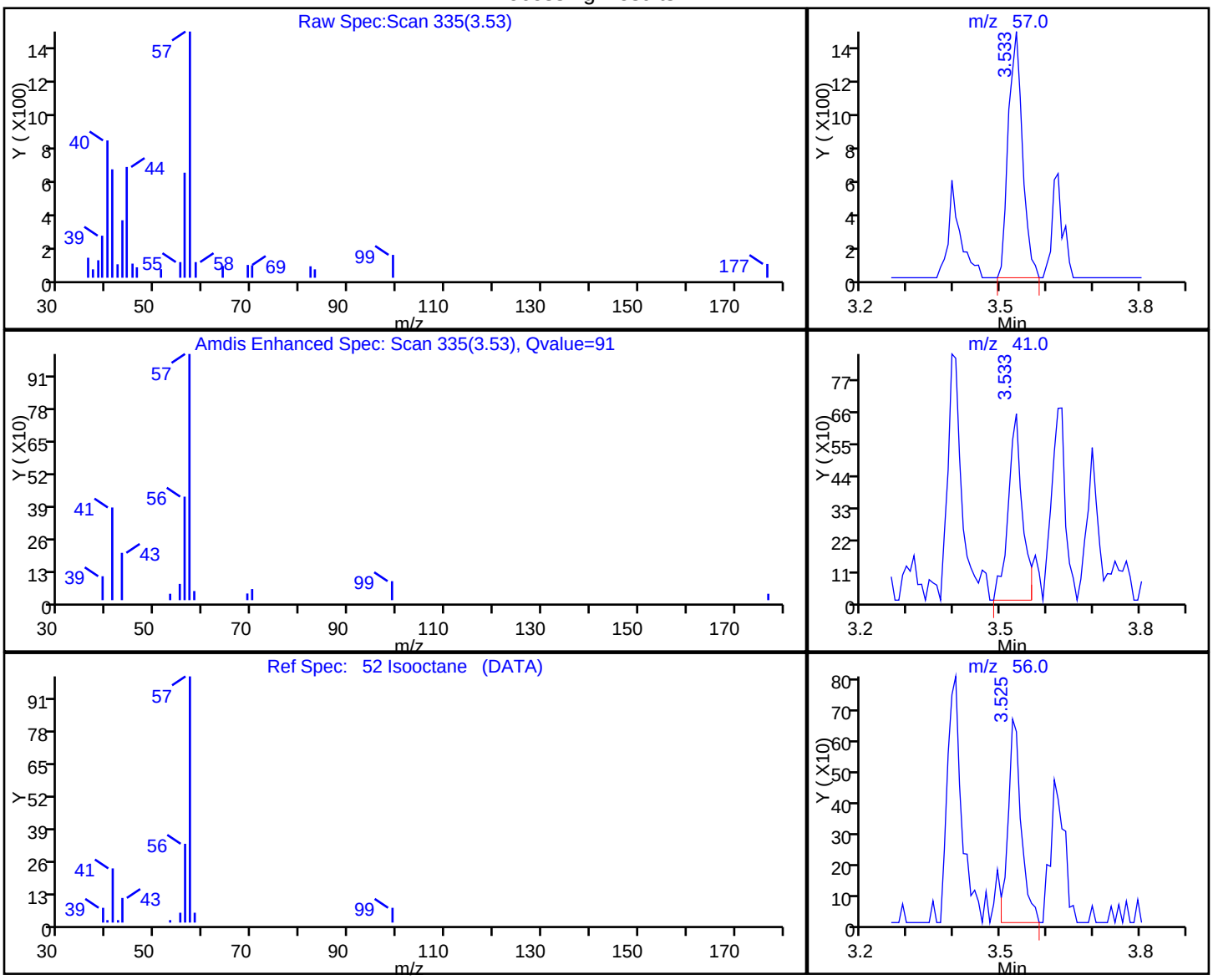

RT	Mass	Response	Amount
3.53	57.00	3107	0.627937
3.53	41.00	1368	
3.53	56.00	1311	

Reviewer: baronm, 11-Mar-2018 20:54:39
Audit Action: Marked Compound Undetected Audit Reason: Invalid Compound ID

User Disabled Compound Report

TestAmerica Edison

Data File: \\ChromNA\Edison\ChromData\CVOAMS5\20180306-68384.b\E81971.D
Injection Date: 06-Mar-2018 05:27:30 Instrument ID: CVOAMS5
Lims ID: STD8
Client ID:
Operator ID: ALS Bottle#: 1 Worklist Smp#: 2
Purge Vol: 5.000 mL Dil. Factor: 1.0000
Method: 8260W_5 Limit Group: VOA - 8260C DKQP Water and Solid
Column: Rtx-VMS (0.18 mm) Detector MS SCAN

101 Isopropylbenzene, CAS: 98-82-8

Processing Results

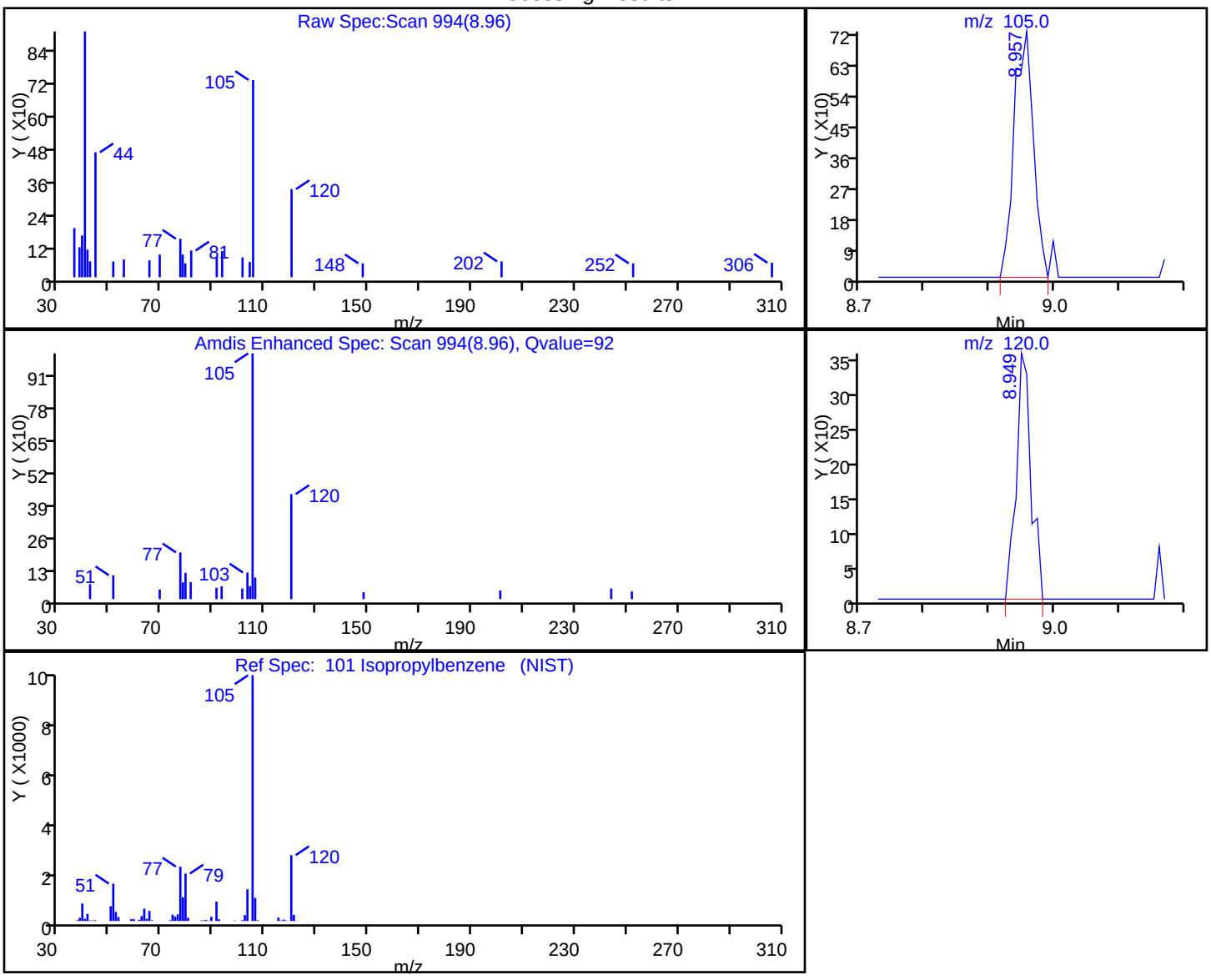

RT	Mass	Response	Amount
8.96	105.00	1507	0.118987
8.95	120.00	559	

Reviewer: baronm, 11-Mar-2018 20:54:39
Audit Action: Marked Compound Undetected Audit Reason: Invalid Compound ID

User Disabled Compound Report

TestAmerica Edison

Data File: \\ChromNA\Edison\ChromData\CVOAMS5\20180306-68384.b\E81971.D
Injection Date: 06-Mar-2018 05:27:30 Instrument ID: CVOAMS5
Lims ID: STD8
Client ID:
Operator ID: ALS Bottle#: 1 Worklist Smp#: 2
Purge Vol: 5.000 mL Dil. Factor: 1.0000
Method: 8260W_5 Limit Group: VOA - 8260C DKQP Water and Solid
Column: Rtx-VMS (0.18 mm) Detector MS SCAN

96 m-Xylene & p-Xylene, CAS: 179601-23-1

Processing Results

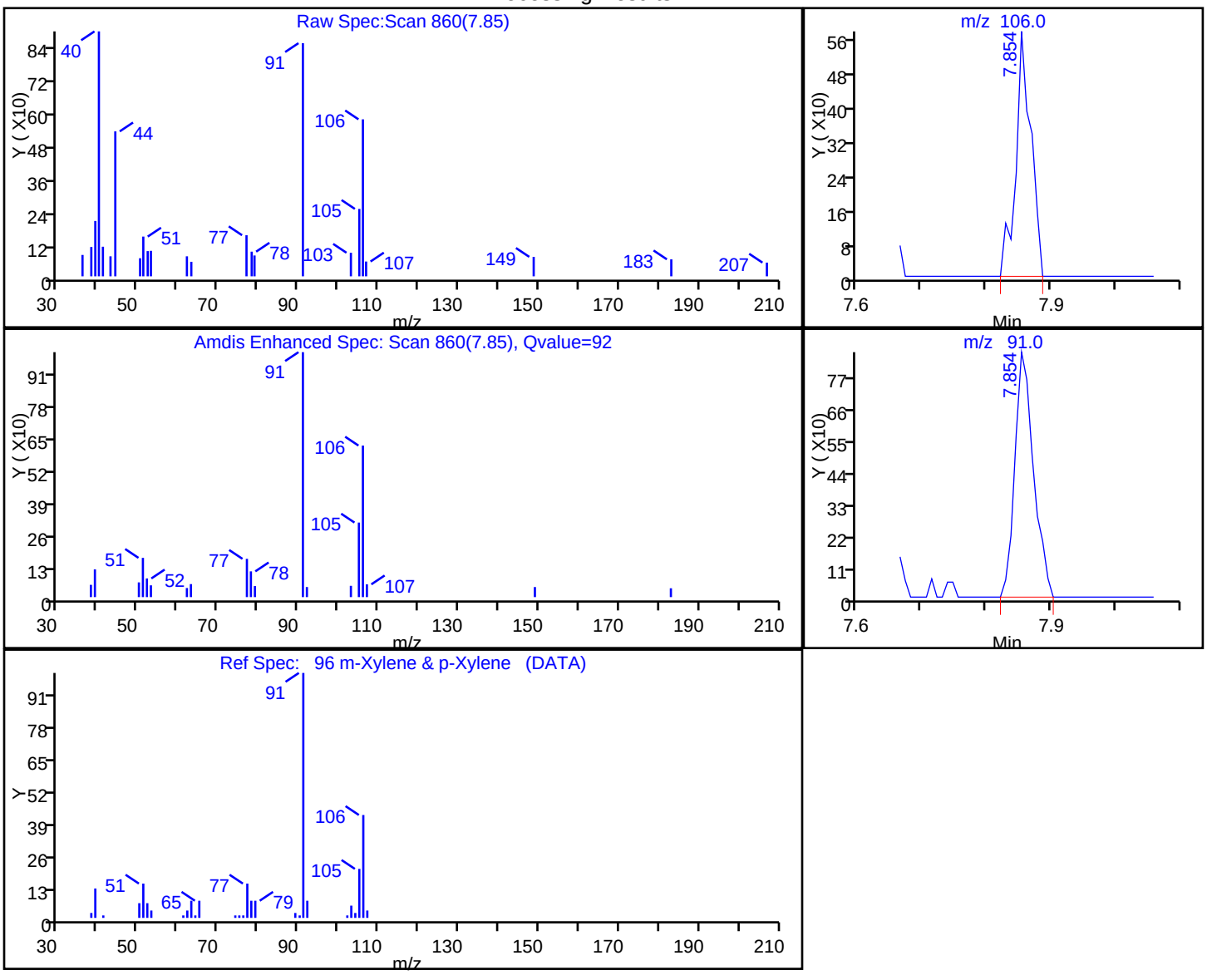

RT	Mass	Response	Amount
7.85	106.00	936	0.171043
7.85	91.00	1718	

Reviewer: baronm, 11-Mar-2018 20:54:39
Audit Action: Marked Compound Undetected Audit Reason: Invalid Compound ID

User Disabled Compound Report

TestAmerica Edison

Data File: \\ChromNA\Edison\ChromData\CVOAMS5\20180306-68384.b\E81971.D
Injection Date: 06-Mar-2018 05:27:30 Instrument ID: CVOAMS5
Lims ID: STD8
Client ID:
Operator ID: ALS Bottle#: 1 Worklist Smp#: 2
Purge Vol: 5.000 mL Dil. Factor: 1.0000
Method: 8260W_5 Limit Group: VOA - 8260C DKQP Water and Solid
Column: Rtx-VMS (0.18 mm) Detector MS SCAN

56 Methacrylonitrile, CAS: 126-98-7

Processing Results

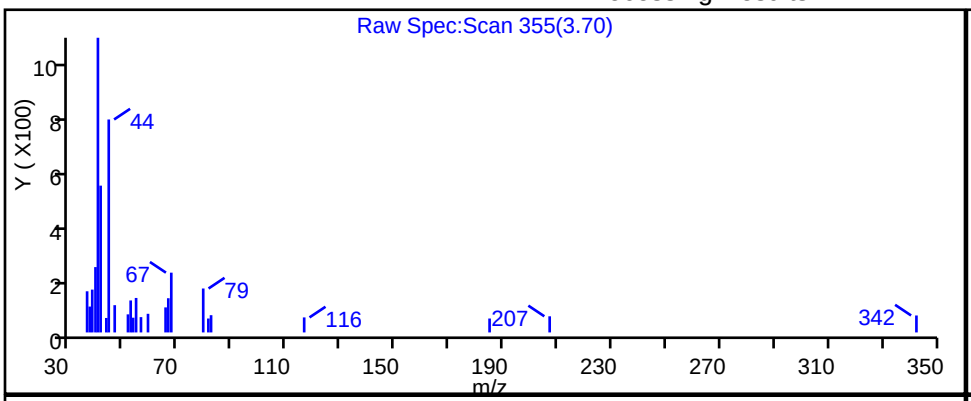

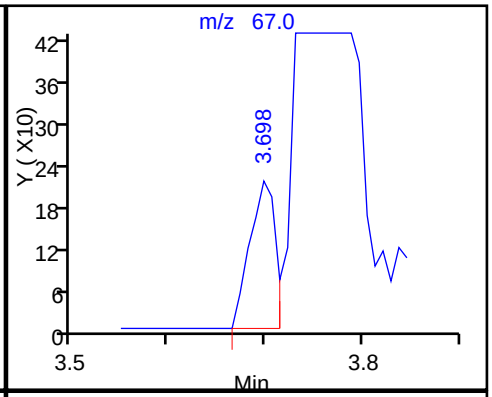

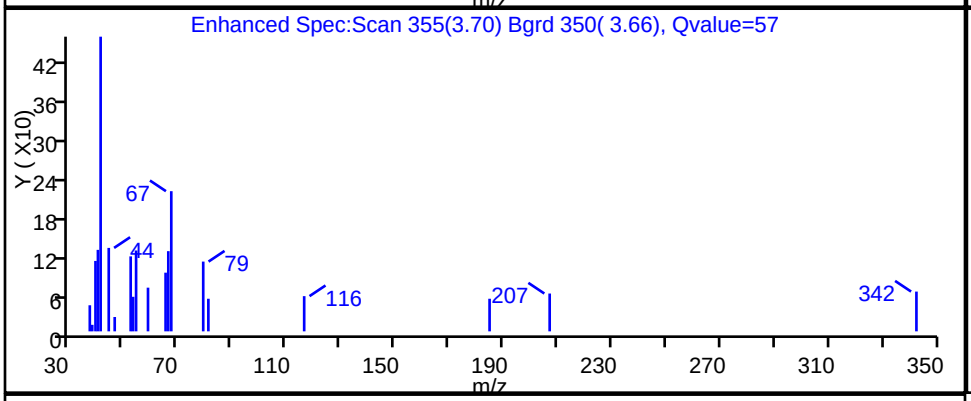

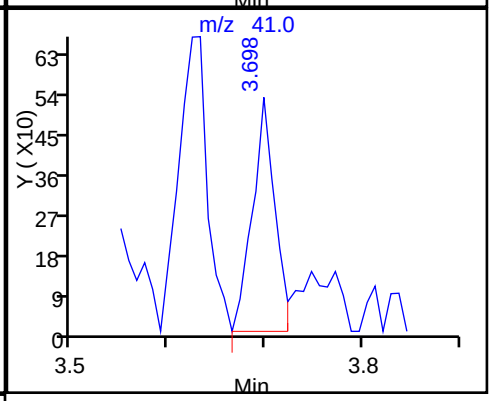

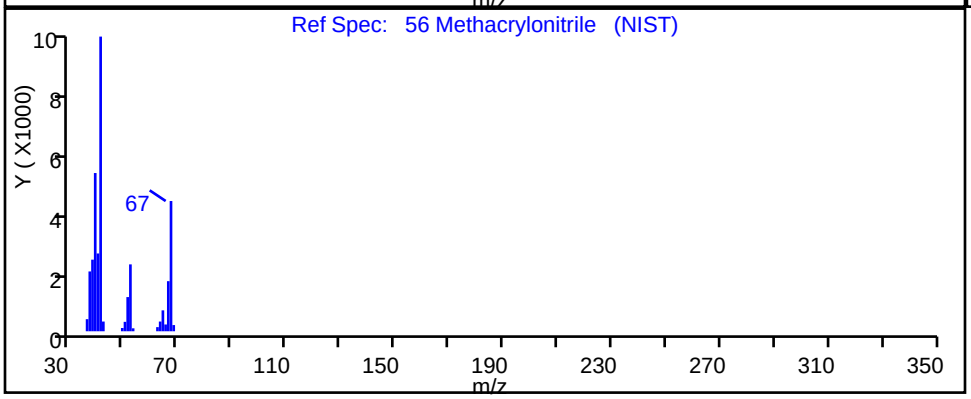

RT	Mass	Response	Amount
3.70	67.00	399	0.472373
3.70	41.00	852	

Reviewer: baronm, 11-Mar-2018 20:54:39
Audit Action: Marked Compound Undetected Audit Reason: Invalid Compound ID

User Disabled Compound Report

TestAmerica Edison

Data File: \\ChromNA\Edison\ChromData\CVOAMS5\20180306-68384.b\E81971.D
Injection Date: 06-Mar-2018 05:27:30 Instrument ID: CVOAMS5
Lims ID: STD8
Client ID:
Operator ID: ALS Bottle#: 1 Worklist Smp#: 2
Purge Vol: 5.000 mL Dil. Factor: 1.0000
Method: 8260W_5 Limit Group: VOA - 8260C DKQP Water and Solid
Column: Rtx-VMS (0.18 mm) Detector MS SCAN

44 Methyl acrylate, CAS: 96-33-3

Processing Results

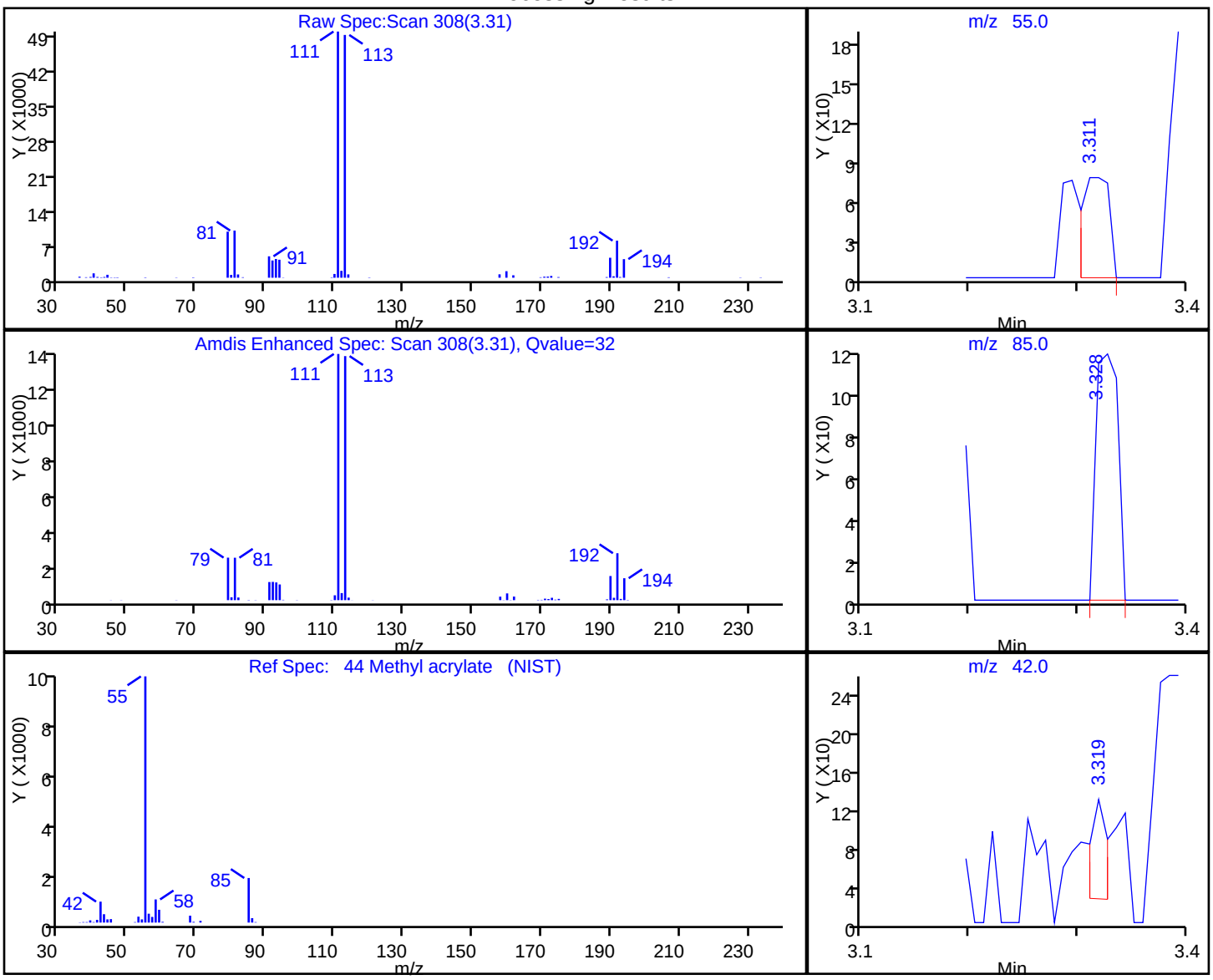

RT	Mass	Response	Amount
3.31	55.00	132	0.085762
3.33	85.00	160	
3.32	42.00	109	

Reviewer: baronm, 11-Mar-2018 20:54:39
Audit Action: Marked Compound Undetected Audit Reason: Invalid Compound ID

User Disabled Compound Report

TestAmerica Edison

Data File: \\ChromNA\Edison\ChromData\CVOAMS5\20180306-68384.b\E81971.D
Injection Date: 06-Mar-2018 05:27:30 Instrument ID: CVOAMS5
Lims ID: STD8
Client ID:
Operator ID: ALS Bottle#: 1 Worklist Smp#: 2
Purge Vol: 5.000 mL Dil. Factor: 1.0000
Method: 8260W_5 Limit Group: VOA - 8260C DKQP Water and Solid
Column: Rtx-VMS (0.18 mm) Detector MS SCAN

64 Methylcyclohexane, CAS: 108-87-2

Processing Results

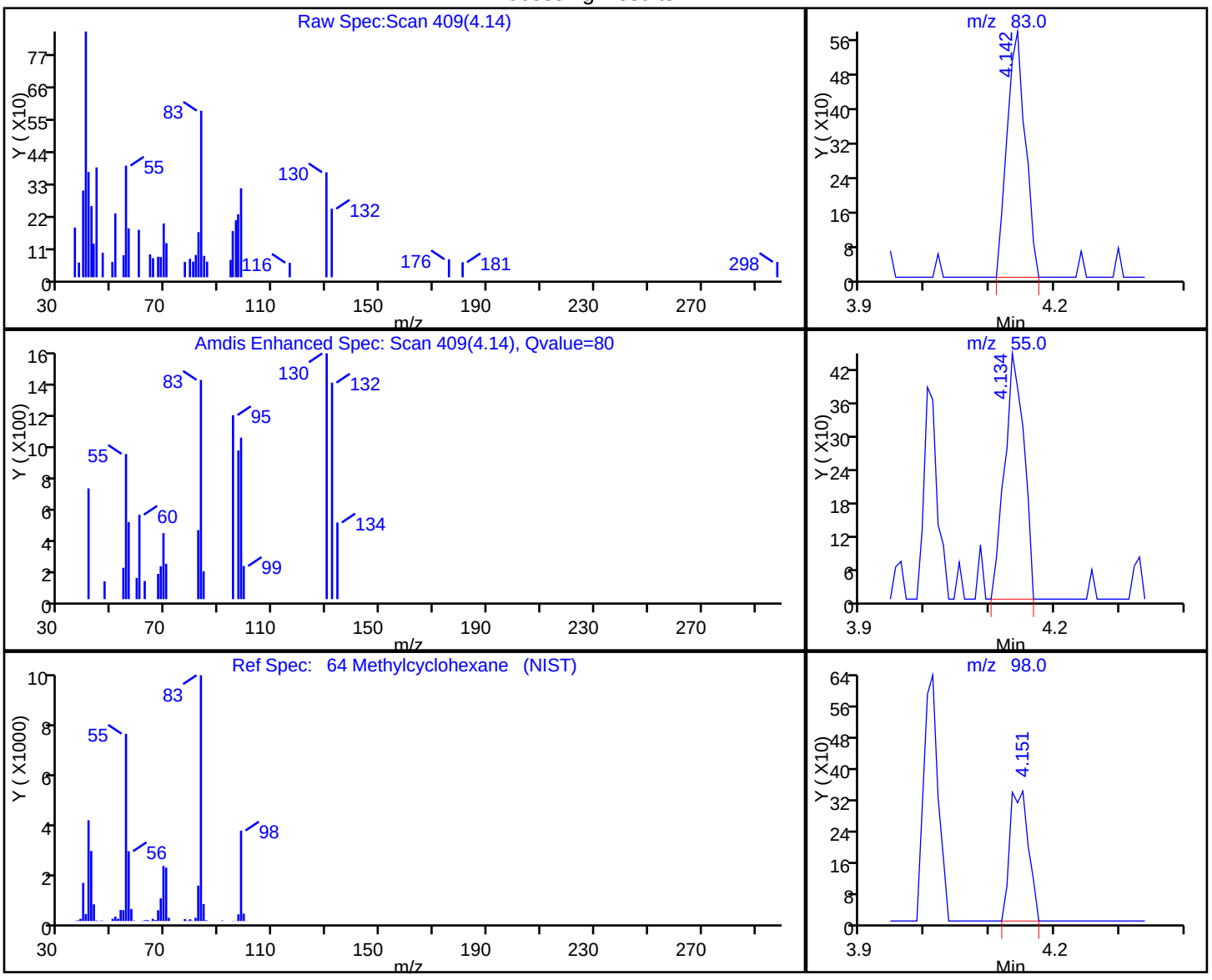

RT	Mass	Response	Amount
4.14	83.00	1128	0.263507
4.13	55.00	931	
4.15	98.00	679	

Reviewer: baronm, 11-Mar-2018 20:54:39
Audit Action: Marked Compound Undetected Audit Reason: Invalid Compound ID

User Disabled Compound Report

TestAmerica Edison

Data File: \\ChromNA\Edison\ChromData\CVOAMS5\20180306-68384.b\E81971.D
Injection Date: 06-Mar-2018 05:27:30 Instrument ID: CVOAMS5
Lims ID: STD8
Client ID:
Operator ID: ALS Bottle#: 1 Worklist Smp#: 2
Purge Vol: 5.000 mL Dil. Factor: 1.0000
Method: 8260W_5 Limit Group: VOA - 8260C DKQP Water and Solid
Column: Rtx-VMS (0.18 mm) Detector MS SCAN

23 Methylene Chloride, CAS: 75-09-2

Processing Results

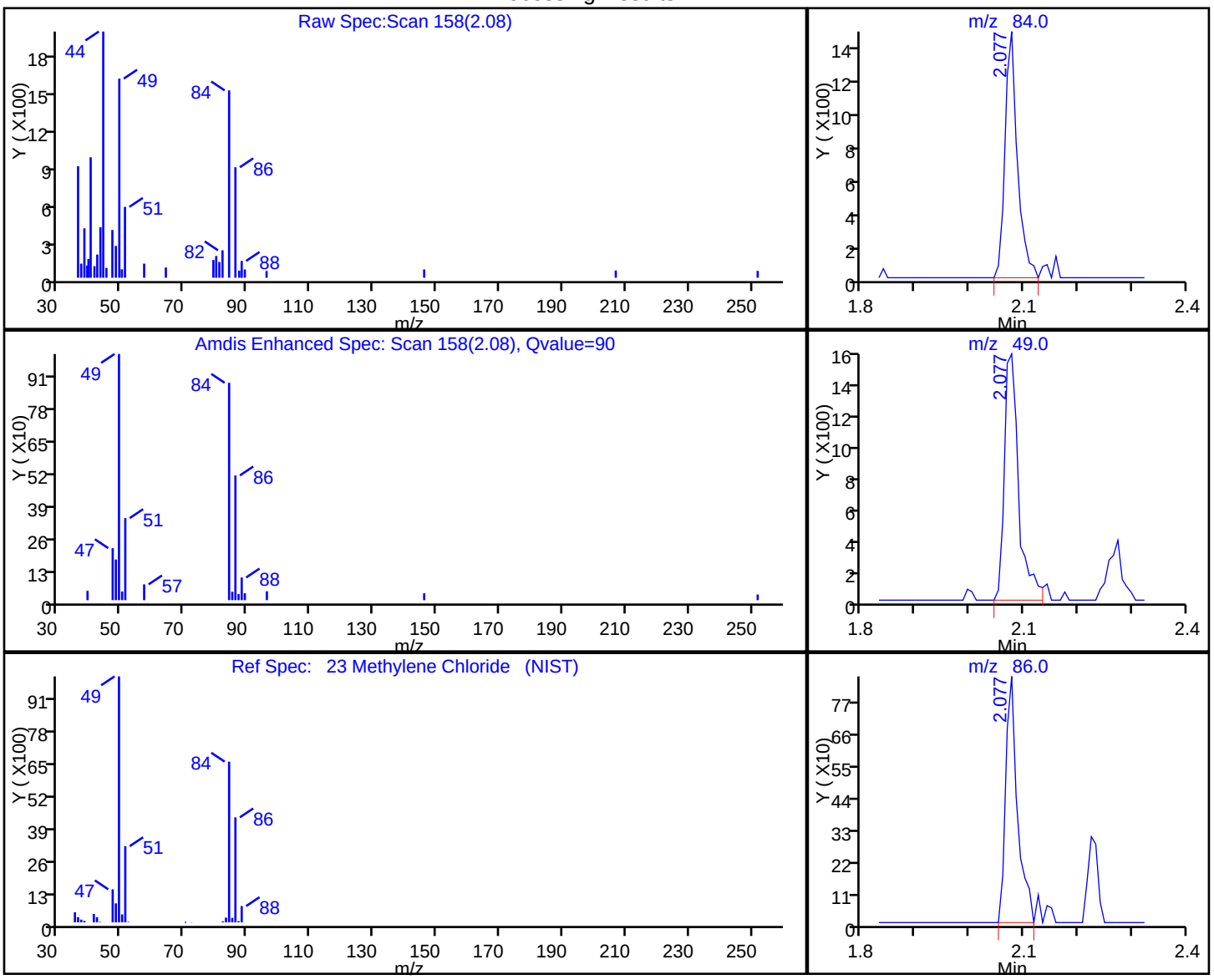

RT	Mass	Response	Amount
2.08	84.00	2311	0.536324
2.08	49.00	2858	
2.08	86.00	1297	

Reviewer: baronm, 11-Mar-2018 20:54:39
Audit Action: Marked Compound Undetected Audit Reason: Invalid Compound ID

User Disabled Compound Report

TestAmerica Edison

Data File: \\ChromNA\Edison\ChromData\CVOAMS5\20180306-68384.b\E81971.D
Injection Date: 06-Mar-2018 05:27:30 Instrument ID: CVOAMS5
Lims ID: STD8
Client ID:
Operator ID: ALS Bottle#: 1 Worklist Smp#: 2
Purge Vol: 5.000 mL Dil. Factor: 1.0000
Method: 8260W_5 Limit Group: VOA - 8260C DKQP Water and Solid
Column: Rtx-VMS (0.18 mm) Detector MS SCAN

68 n-Butanol, CAS: 71-36-3

Processing Results

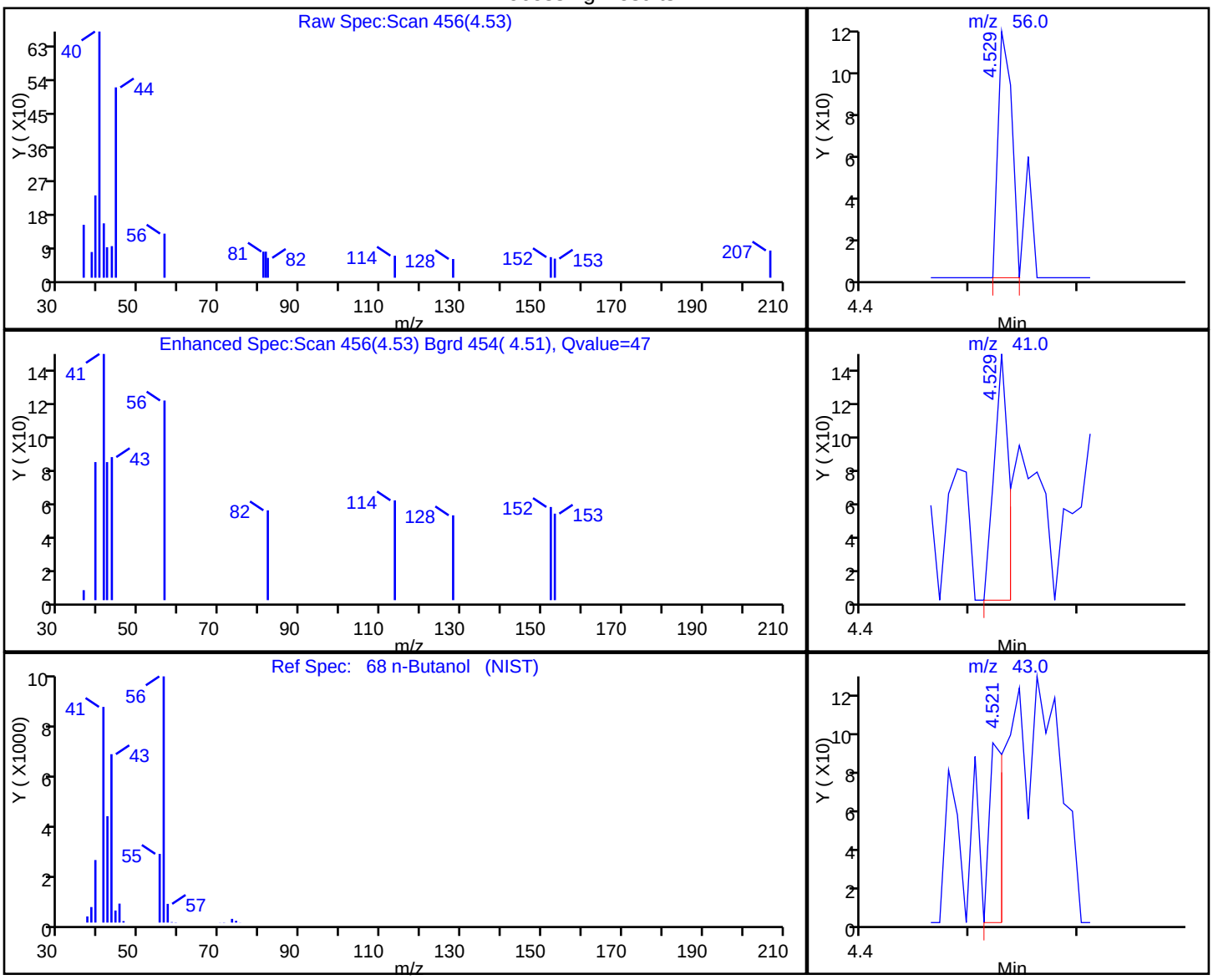

RT	Mass	Response	Amount
4.53	56.00	106	3.521051
4.53	41.00	140	
4.52	43.00	88	

Reviewer: baronm, 11-Mar-2018 20:54:39
Audit Action: Marked Compound Undetected Audit Reason: Invalid Compound ID

User Disabled Compound Report

TestAmerica Edison

Data File:	\\ChromNA\Edison\ChromData\CVOAMS5\20180306-68384.b\E81971.D		
Injection Date:	06-Mar-2018 05:27:30	Instrument ID:	CVOAMS5
Lims ID:	STD8		
Client ID:			
Operator ID:		ALS Bottle#:	1 Worklist Smp#: 2
Purge Vol:	5.000 mL	Dil. Factor:	1.0000
Method:	8260W_5	Limit Group:	VOA - 8260C DKQP Water and Solid
Column:	Rtx-VMS (0.18 mm)	Detector	MS SCAN

125 n-Butylbenzene, CAS: 104-51-8

Processing Results

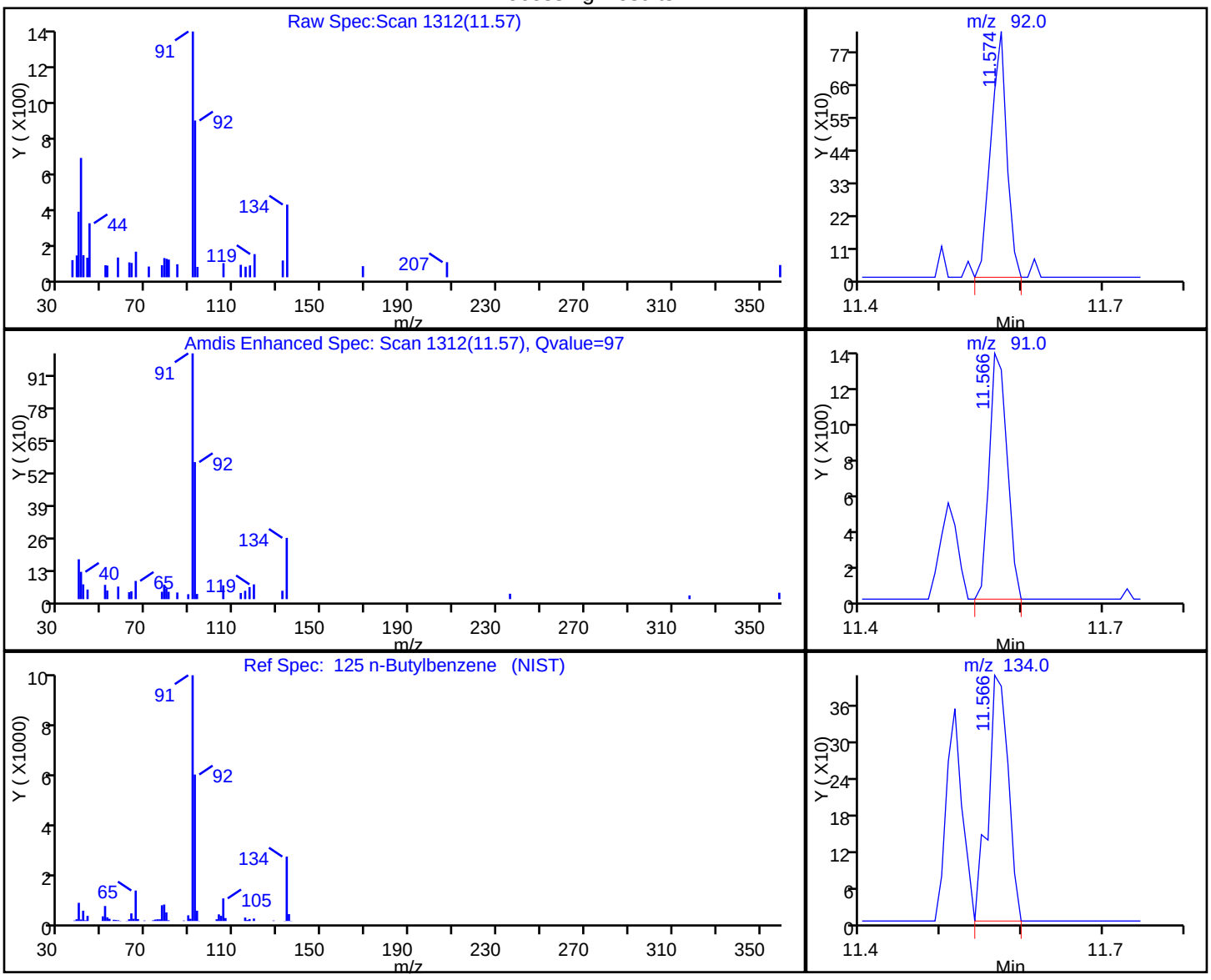

RT	Mass	Response	Amount
11.57	92.00	1133	0.274857
11.57	91.00	2156	
11.57	134.00	693	

Reviewer: baronm, 11-Mar-2018 20:54:39

Audit Action: Marked Compound Undetected Audit Reason: Invalid Compound ID

User Disabled Compound Report

TestAmerica Edison

Data File: \\ChromNA\Edison\ChromData\CVOAMS5\20180306-68384.b\E81971.D
Injection Date: 06-Mar-2018 05:27:30 Instrument ID: CVOAMS5
Lims ID: STD8
Client ID:
Operator ID: ALS Bottle#: 1 Worklist Smp#: 2
Purge Vol: 5.000 mL Dil. Factor: 1.0000
Method: 8260W_5 Limit Group: VOA - 8260C DKQP Water and Solid
Column: Rtx-VMS (0.18 mm) Detector MS SCAN

53 n-Heptane, CAS: 142-82-5

Processing Results

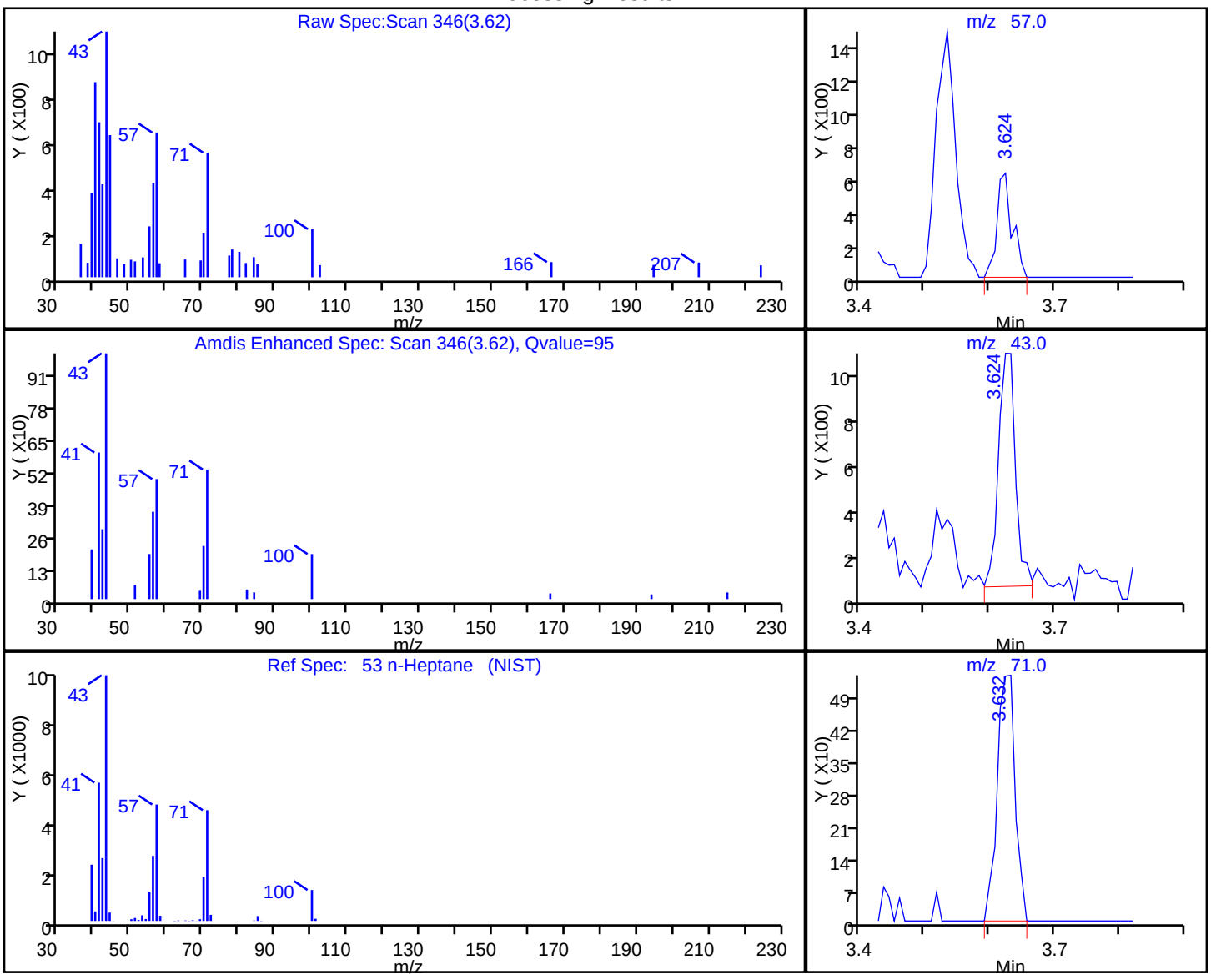

RT	Mass	Response	Amount
3.62	57.00	1022	0.801450
3.62	43.00	1822	
3.63	71.00	1036	

Reviewer: baronm, 11-Mar-2018 20:54:39
Audit Action: Marked Compound Undetected Audit Reason: Invalid Compound ID

User Disabled Compound Report

TestAmerica Edison

Data File: \\ChromNA\Edison\ChromData\CVOAMS5\20180306-68384.b\E81971.D
Injection Date: 06-Mar-2018 05:27:30 Instrument ID: CVOAMS5
Lims ID: STD8
Client ID:
Operator ID: ALS Bottle#: 1 Worklist Smp#: 2
Purge Vol: 5.000 mL Dil. Factor: 1.0000
Method: 8260W_5 Limit Group: VOA - 8260C DKQP Water and Solid
Column: Rtx-VMS (0.18 mm) Detector MS SCAN

105 N-Propylbenzene, CAS: 103-65-1

Processing Results

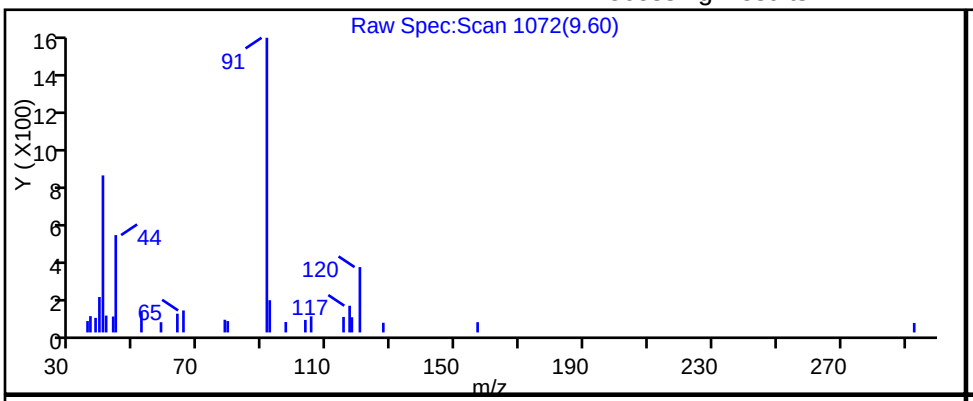

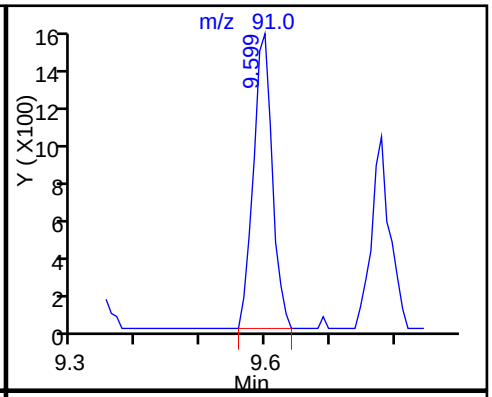

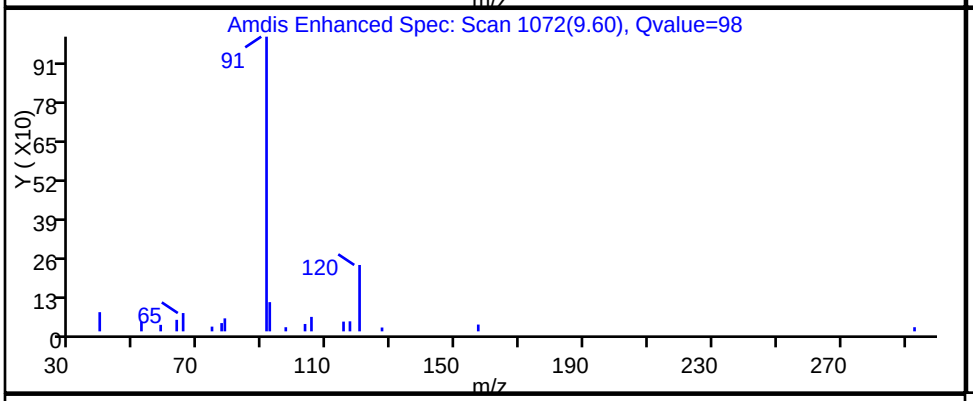

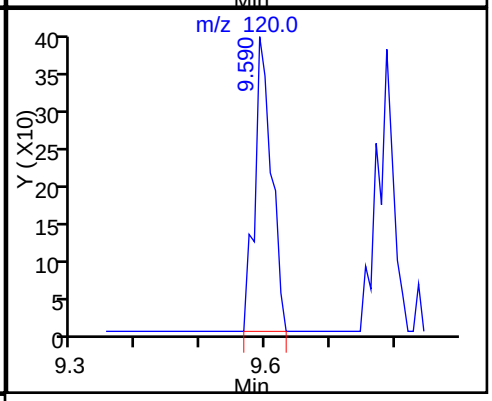

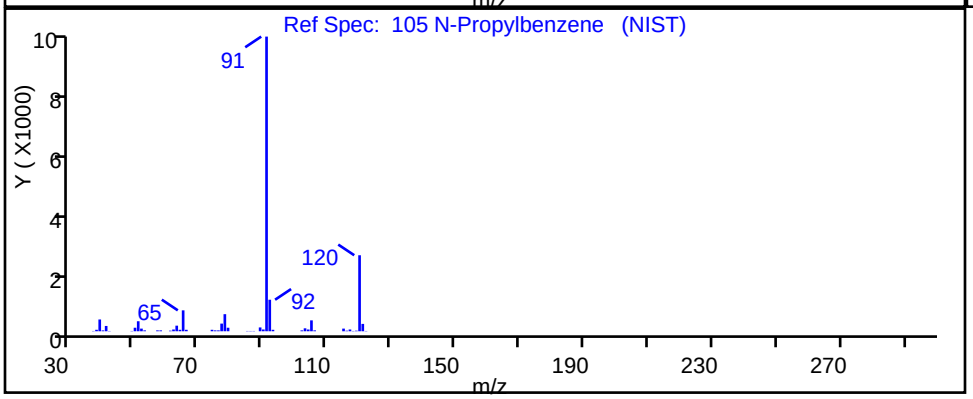

RT	Mass	Response	Amount
9.60	91.00	3166	0.232403
9.59	120.00	717	

Reviewer: baronm, 11-Mar-2018 20:54:39
Audit Action: Marked Compound Undetected Audit Reason: Invalid Compound ID

User Disabled Compound Report

TestAmerica Edison

Data File: \\ChromNA\Edison\ChromData\CVOAMS5\20180306-68384.b\E81971.D
Injection Date: 06-Mar-2018 05:27:30 Instrument ID: CVOAMS5
Lims ID: STD8
Client ID:
Operator ID: ALS Bottle#: 1 Worklist Smp#: 2
Purge Vol: 5.000 mL Dil. Factor: 1.0000
Method: 8260W_5 Limit Group: VOA - 8260C DKQP Water and Solid
Column: Rtx-VMS (0.18 mm) Detector MS SCAN

132 Naphthalene, CAS: 91-20-3

Processing Results

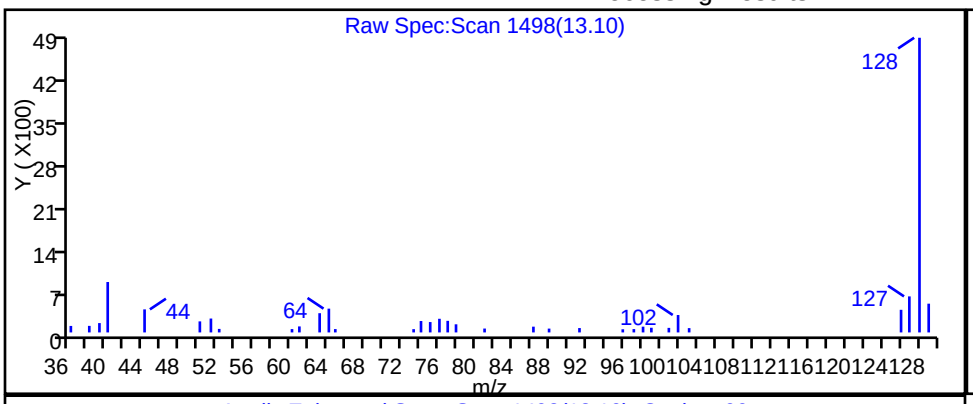

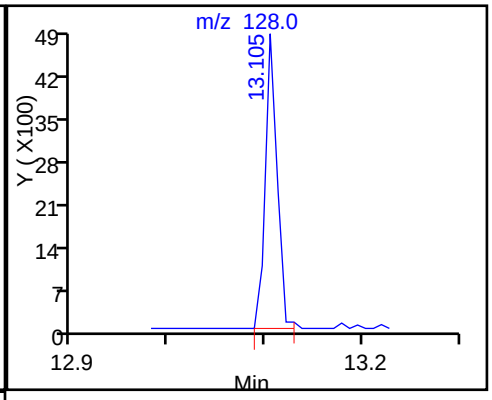

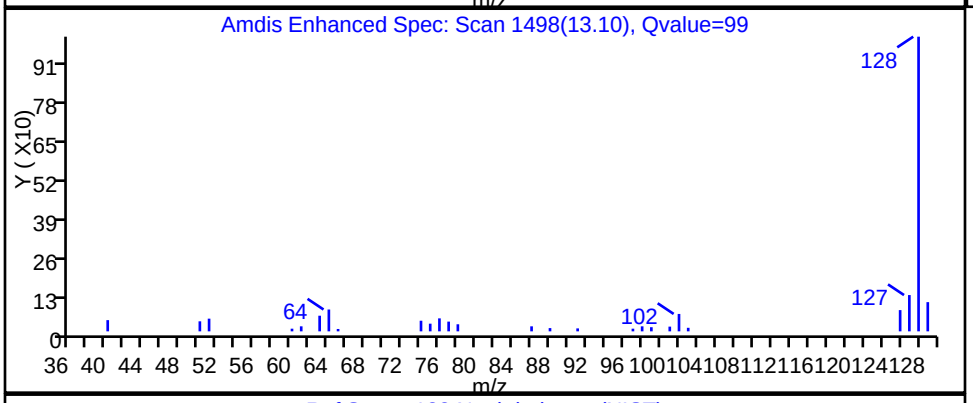

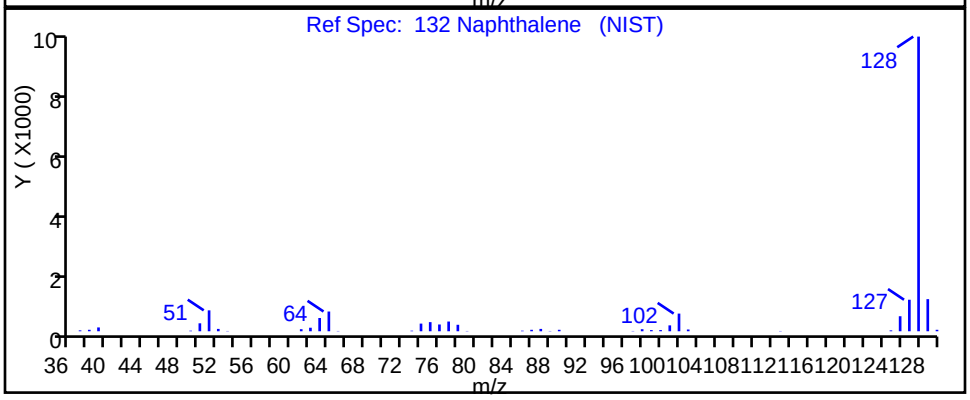

RT	Mass	Response	Amount
13.10	128.00	4124	0.669644

Reviewer: baronm, 11-Mar-2018 20:54:39
Audit Action: Marked Compound Undetected Audit Reason: Invalid Compound ID

User Disabled Compound Report

TestAmerica Edison

Data File: \\ChromNA\Edison\ChromData\CVOAMS5\20180306-68384.b\E81971.D
Injection Date: 06-Mar-2018 05:27:30 Instrument ID: CVOAMS5
Lims ID: STD8
Client ID:
Operator ID: ALS Bottle#: 1 Worklist Smp#: 2
Purge Vol: 5.000 mL Dil. Factor: 1.0000
Method: 8260W_5 Limit Group: VOA - 8260C DKQP Water and Solid
Column: Rtx-VMS (0.18 mm) Detector MS SCAN

97 o-Xylene, CAS: 95-47-6

Processing Results

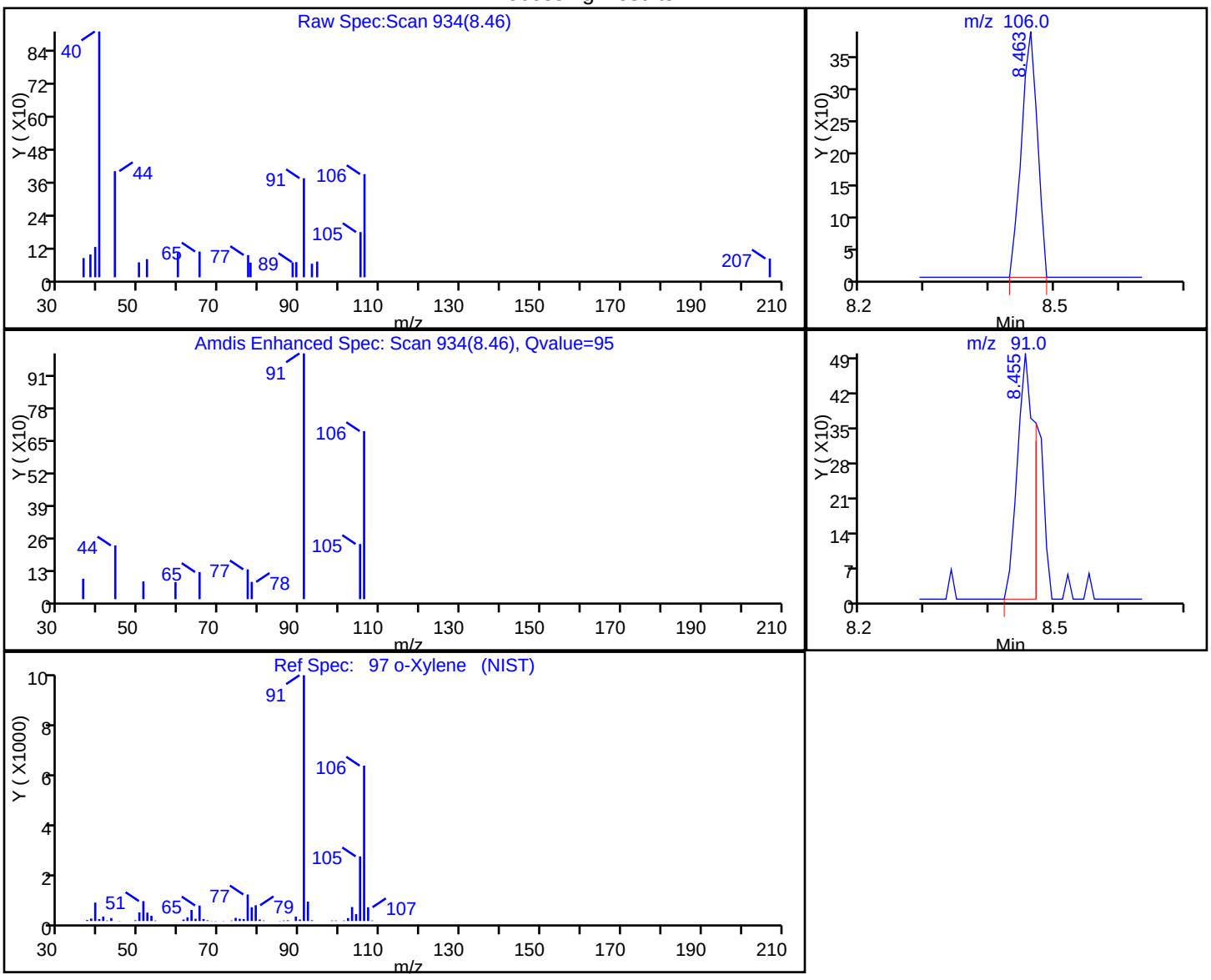

RT	Mass	Response	Amount
8.46	106.00	651	0.130025
8.45	91.00	907	

Reviewer: baronm, 11-Mar-2018 20:54:39
Audit Action: Marked Compound Undetected Audit Reason: Invalid Compound ID

User Disabled Compound Report

TestAmerica Edison

Data File: \\ChromNA\Edison\ChromData\CVOAMS5\20180306-68384.b\E81971.D
Injection Date: 06-Mar-2018 05:27:30 Instrument ID: CVOAMS5
Lims ID: STD8
Client ID:
Operator ID: ALS Bottle#: 1 Worklist Smp#: 2
Purge Vol: 5.000 mL Dil. Factor: 1.0000
Method: 8260W_5 Limit Group: VOA - 8260C DKQP Water and Solid
Column: Rtx-VMS (0.18 mm) Detector MS SCAN

124 p-Diethylbenzene, CAS: 105-05-5

Processing Results

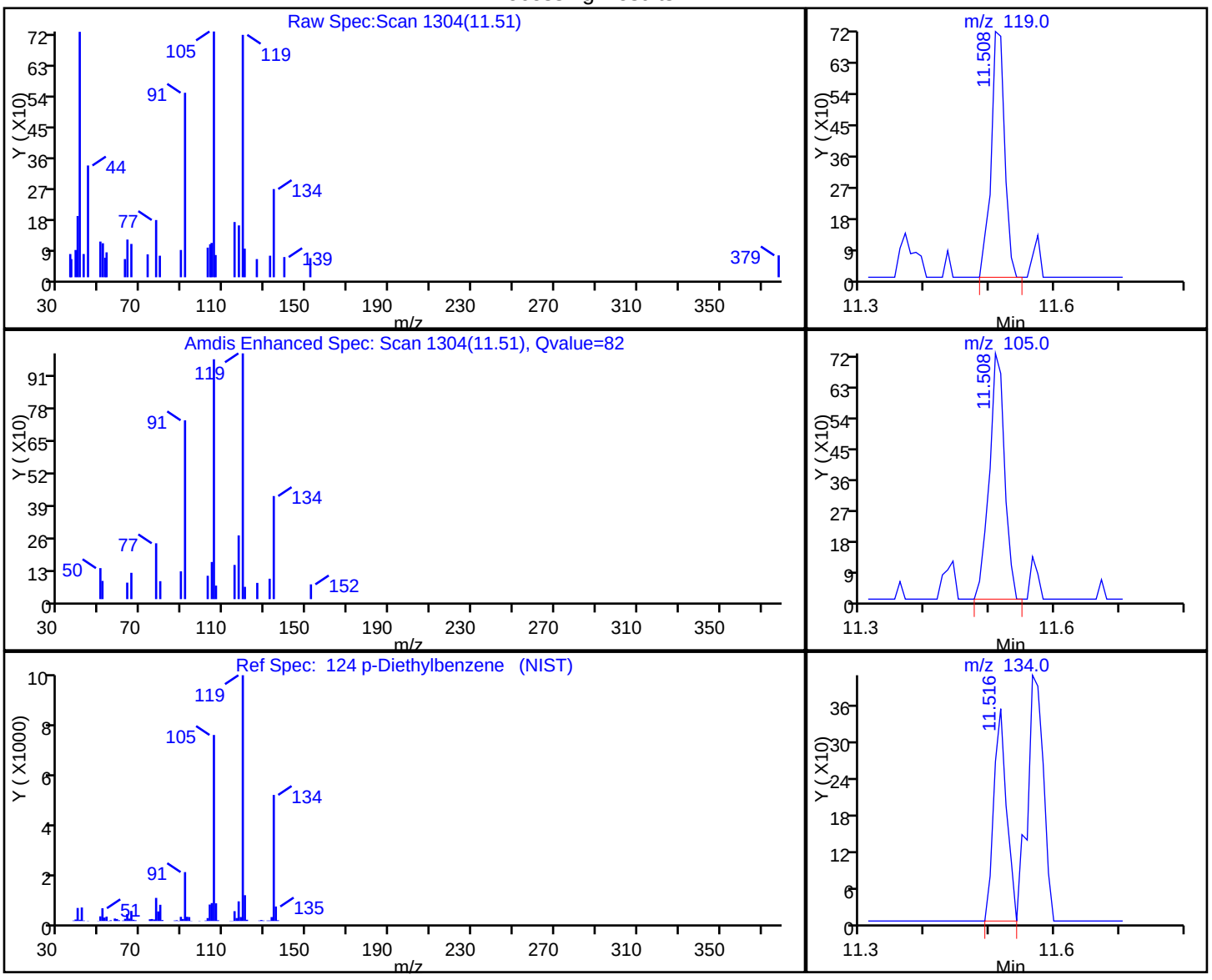

RT	Mass	Response	Amount
11.51	119.00	1051	0.209884
11.51	105.00	1201	
11.52	134.00	480	

Reviewer: baronm, 11-Mar-2018 20:54:39
Audit Action: Marked Compound Undetected Audit Reason: Invalid Compound ID

User Disabled Compound Report

TestAmerica Edison

Data File: \\ChromNA\Edison\ChromData\CVOAMS5\20180306-68384.b\E81971.D
Injection Date: 06-Mar-2018 05:27:30 Instrument ID: CVOAMS5
Lims ID: STD8
Client ID:
Operator ID: ALS Bottle#: 1 Worklist Smp#: 2
Purge Vol: 5.000 mL Dil. Factor: 1.0000
Method: 8260W_5 Limit Group: VOA - 8260C DKQP Water and Solid
Column: Rtx-VMS (0.18 mm) Detector MS SCAN

8 Pentane, CAS: 109-66-0

Processing Results

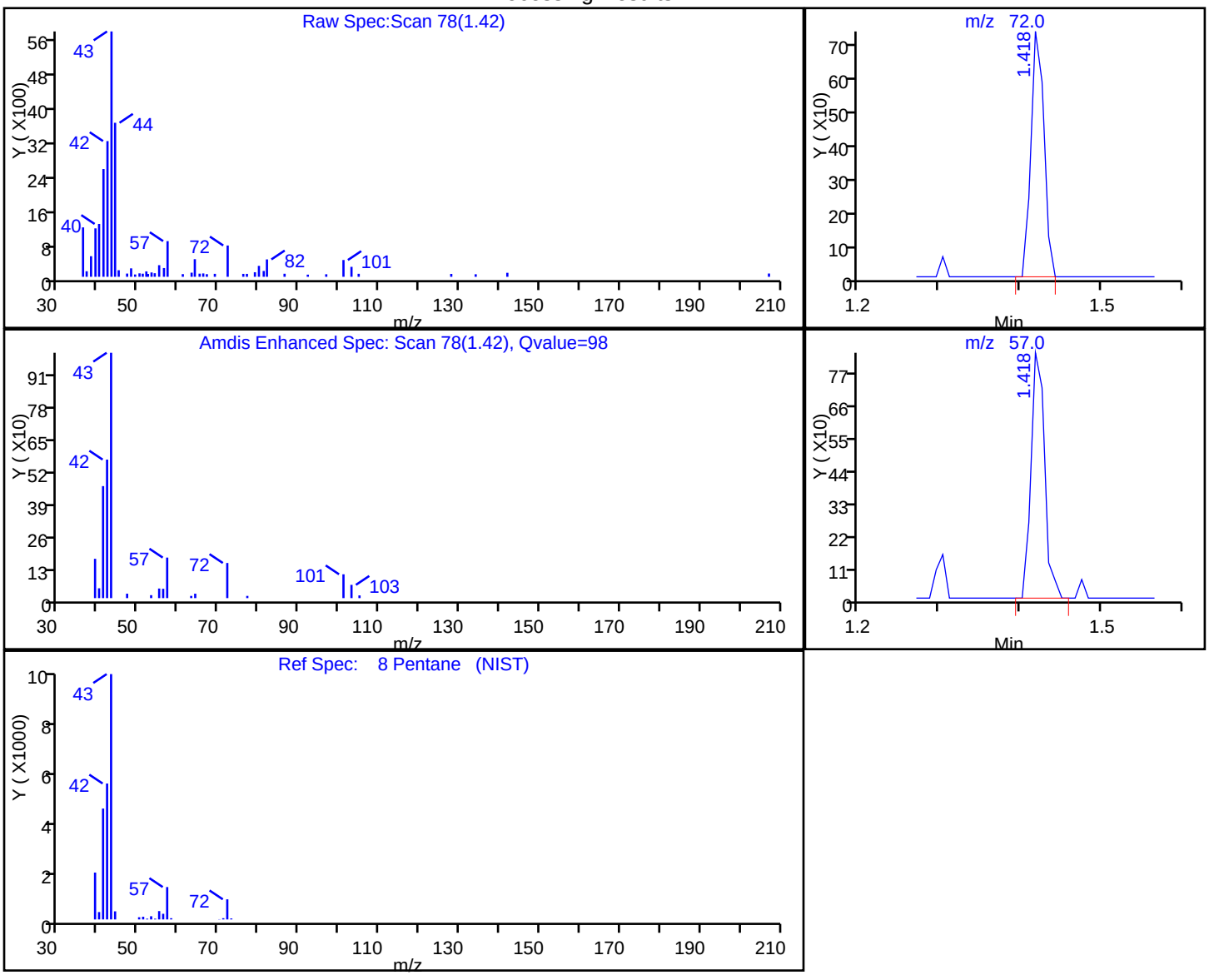

RT	Mass	Response	Amount
1.42	72.00	822	1.185354
1.42	57.00	979	

Reviewer: baronm, 11-Mar-2018 20:54:39
Audit Action: Marked Compound Undetected Audit Reason: Invalid Compound ID

User Disabled Compound Report

TestAmerica Edison

Data File: \\ChromNA\Edison\ChromData\CVOAMS5\20180306-68384.b\E81971.D
Injection Date: 06-Mar-2018 05:27:30 Instrument ID: CVOAMS5
Lims ID: STD8
Client ID:
Operator ID: ALS Bottle#: 1 Worklist Smp#: 2
Purge Vol: 5.000 mL Dil. Factor: 1.0000
Method: 8260W_5 Limit Group: VOA - 8260C DKQP Water and Solid
Column: Rtx-VMS (0.18 mm) Detector MS SCAN

55 Propionitrile, CAS: 107-12-0

Processing Results

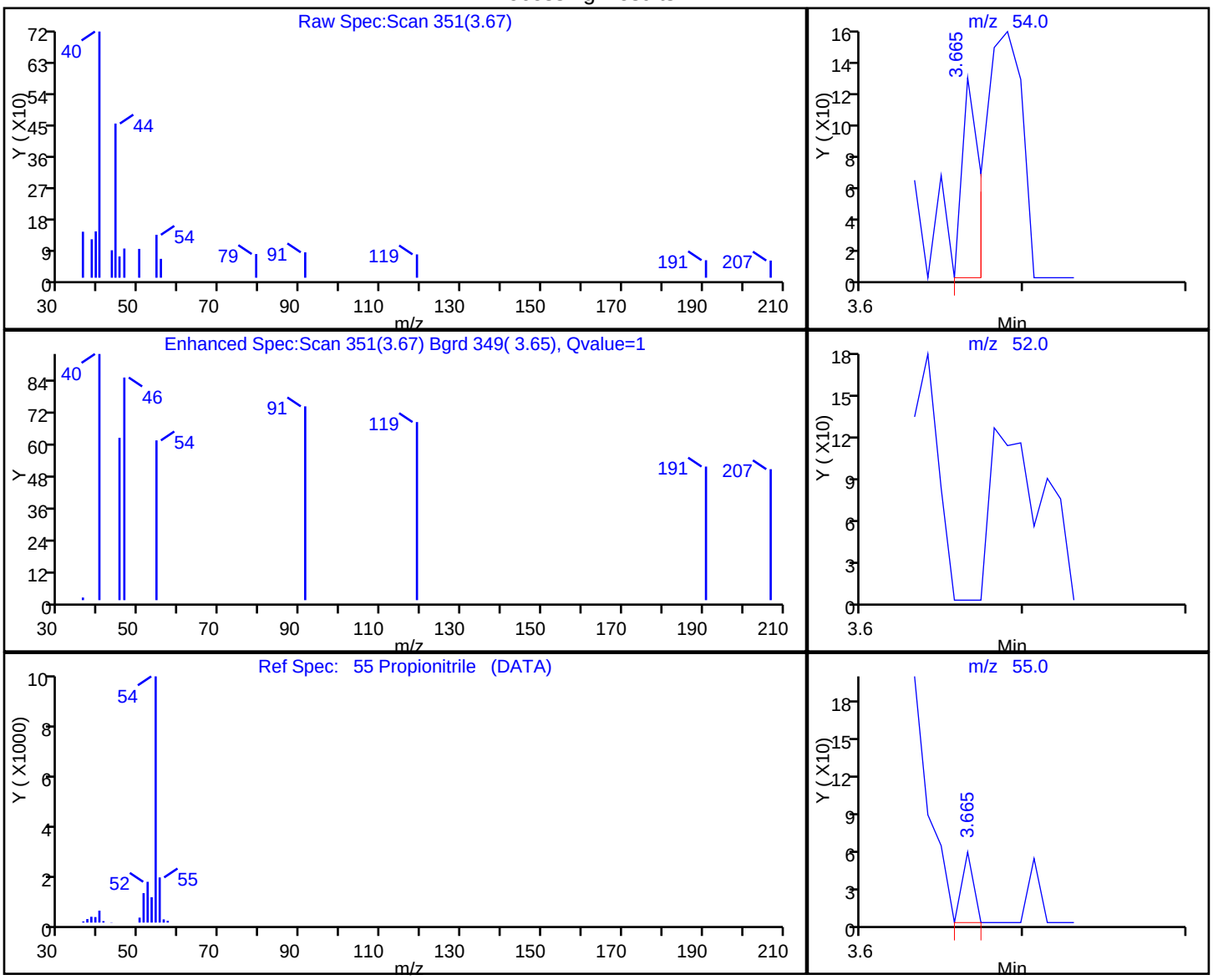

RT	Mass	Response	Amount
3.67	54.00	94	0.420630
3.67	55.00	27	
3.68	52.00	0	

Reviewer: baronm, 11-Mar-2018 20:54:39
Audit Action: Marked Compound Undetected Audit Reason: Invalid Compound ID

Report Date: 11-Mar-2018 21:28:25 Chrom Revision: 2.2 08-Feb-2018 13:38:42

User Disabled Compound Report

TestAmerica Edison

Data File: \\ChromNA\Edison\ChromData\CVOAMS5\20180306-68384.b\E81971.D

Injection Date: 06-Mar-2018 05:27:30 Instrument ID: CVOAMS5

Lims ID: STD8

Client ID:

Operator ID: ALS Bottle#: 1 Worklist Smp#: 2

Purge Vol: 5.000 mL Dil. Factor: 1.0000

Method: 8260W_5 Limit Group: VOA - 8260C DKQP Water and Solid

Column: Rtx-VMS (0.18 mm) Detector MS SCAN

116 sec-Butylbenzene, CAS: 135-98-8

Processing Results

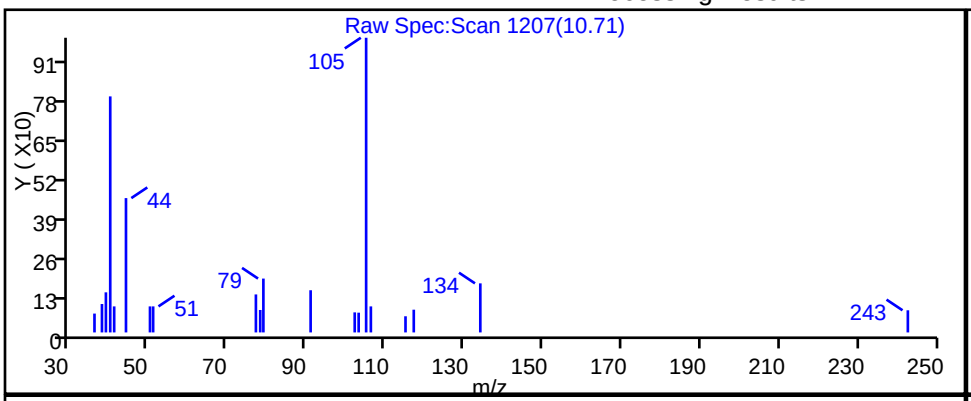

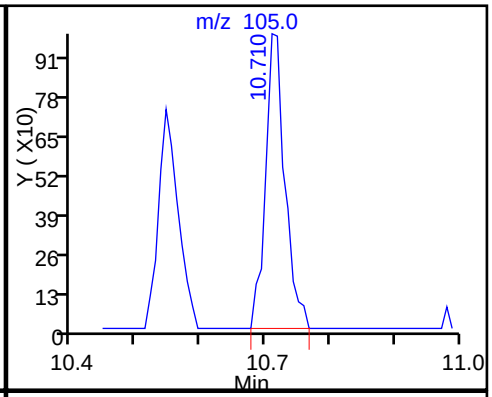

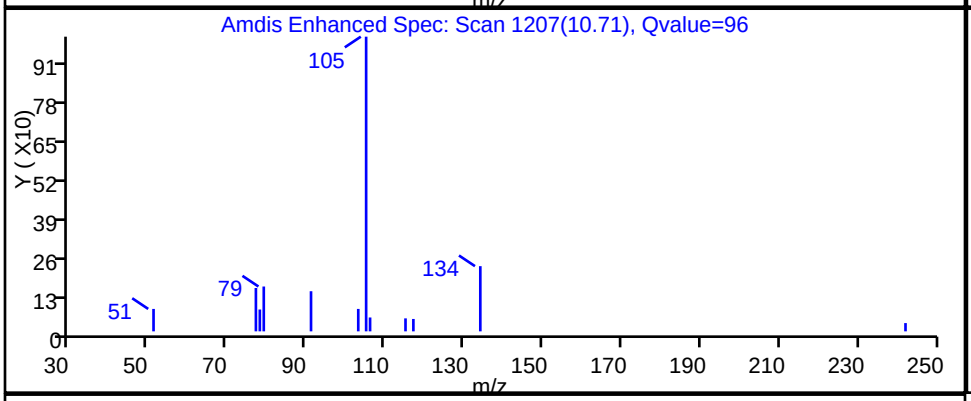

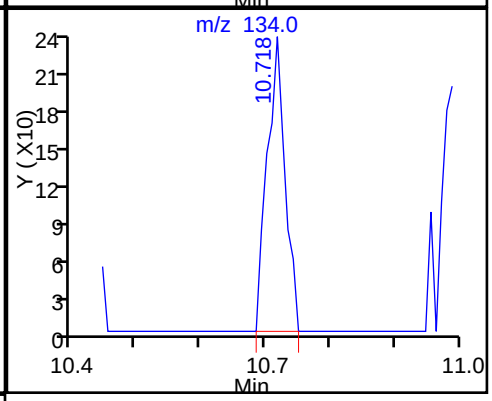

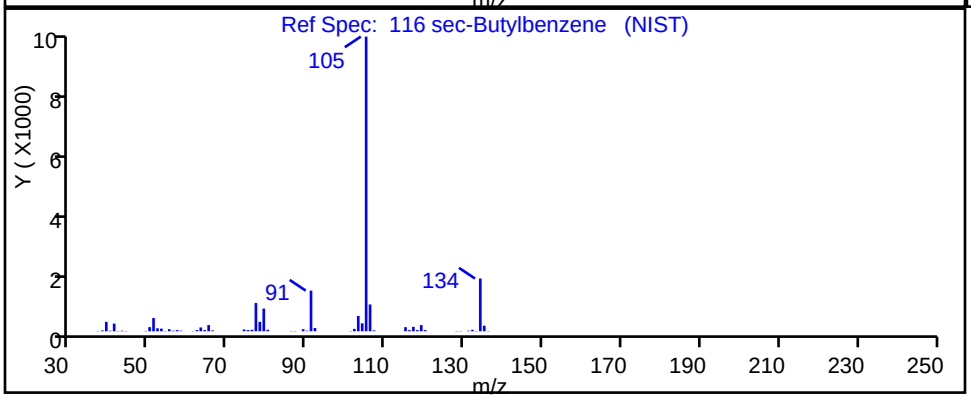

RT	Mass	Response	Amount
10.71	105.00	2055	0.191931
10.72	134.00	448	

Reviewer: baronm, 11-Mar-2018 20:54:39

Audit Action: Marked Compound Undetected Audit Reason: Invalid Compound ID

User Disabled Compound Report

TestAmerica Edison

Data File: \\ChromNA\Edison\ChromData\CVOAMS5\20180306-68384.b\E81971.D
Injection Date: 06-Mar-2018 05:27:30 Instrument ID: CVOAMS5
Lims ID: STD8
Client ID:
Operator ID: ALS Bottle#: 1 Worklist Smp#: 2
Purge Vol: 5.000 mL Dil. Factor: 1.0000
Method: 8260W_5 Limit Group: VOA - 8260C DKQP Water and Solid
Column: Rtx-VMS (0.18 mm) Detector MS SCAN

99 Styrene, CAS: 100-42-5

Processing Results

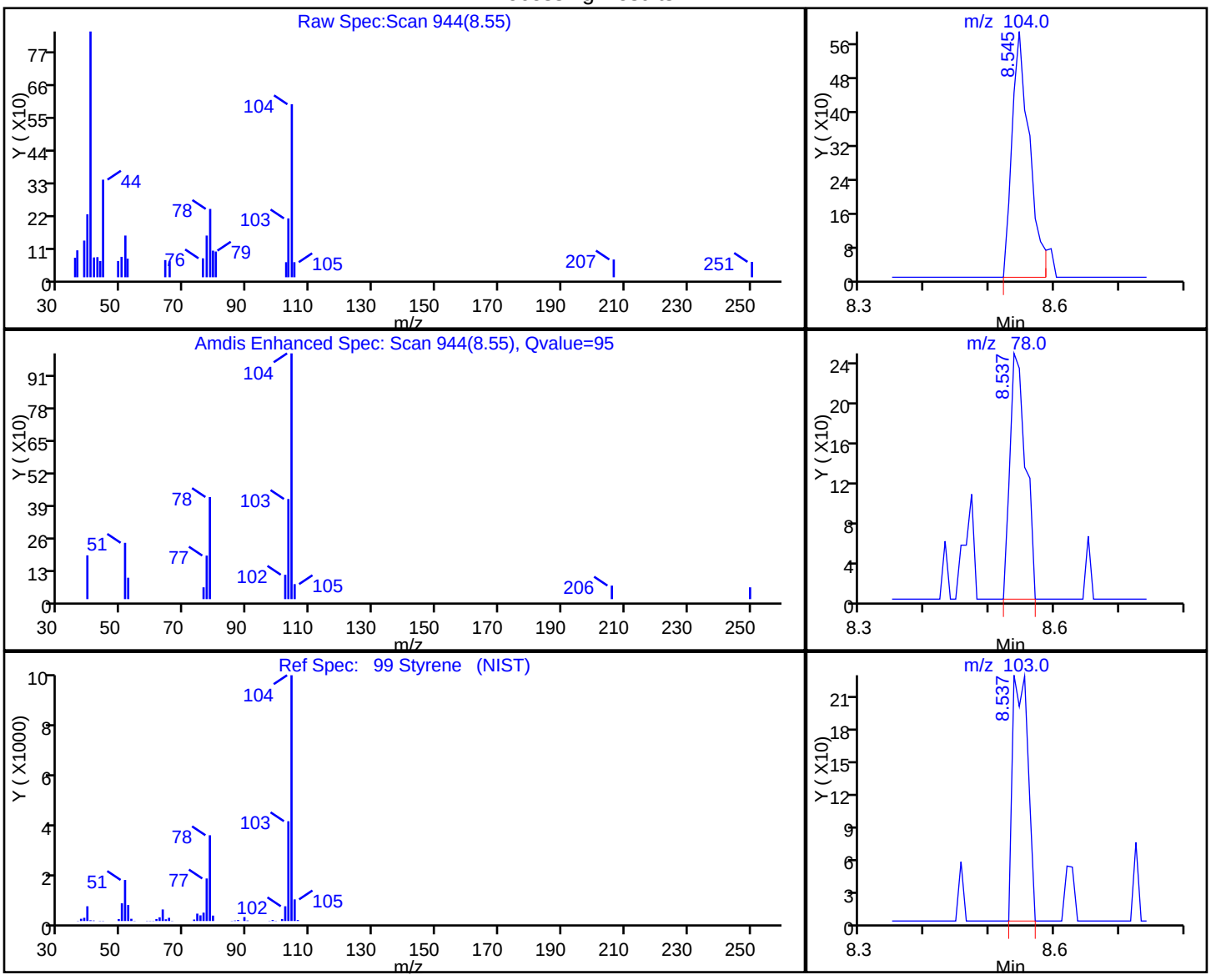

RT	Mass	Response	Amount
8.55	104.00	1098	0.134986
8.54	78.00	415	
8.54	103.00	377	

Reviewer: baronm, 11-Mar-2018 20:54:39
Audit Action: Marked Compound Undetected Audit Reason: Invalid Compound ID

User Disabled Compound Report

TestAmerica Edison

Data File: \\ChromNA\Edison\ChromData\CVOAMS5\20180306-68384.b\E81971.D
Injection Date: 06-Mar-2018 05:27:30 Instrument ID: CVOAMS5
Lims ID: STD8
Client ID:
Operator ID: ALS Bottle#: 1 Worklist Smp#: 2
Purge Vol: 5.000 mL Dil. Factor: 1.0000
Method: 8260W_5 Limit Group: VOA - 8260C DKQP Water and Solid
Column: Rtx-VMS (0.18 mm) Detector MS SCAN

113 tert-Butylbenzene, CAS: 98-06-6

Processing Results

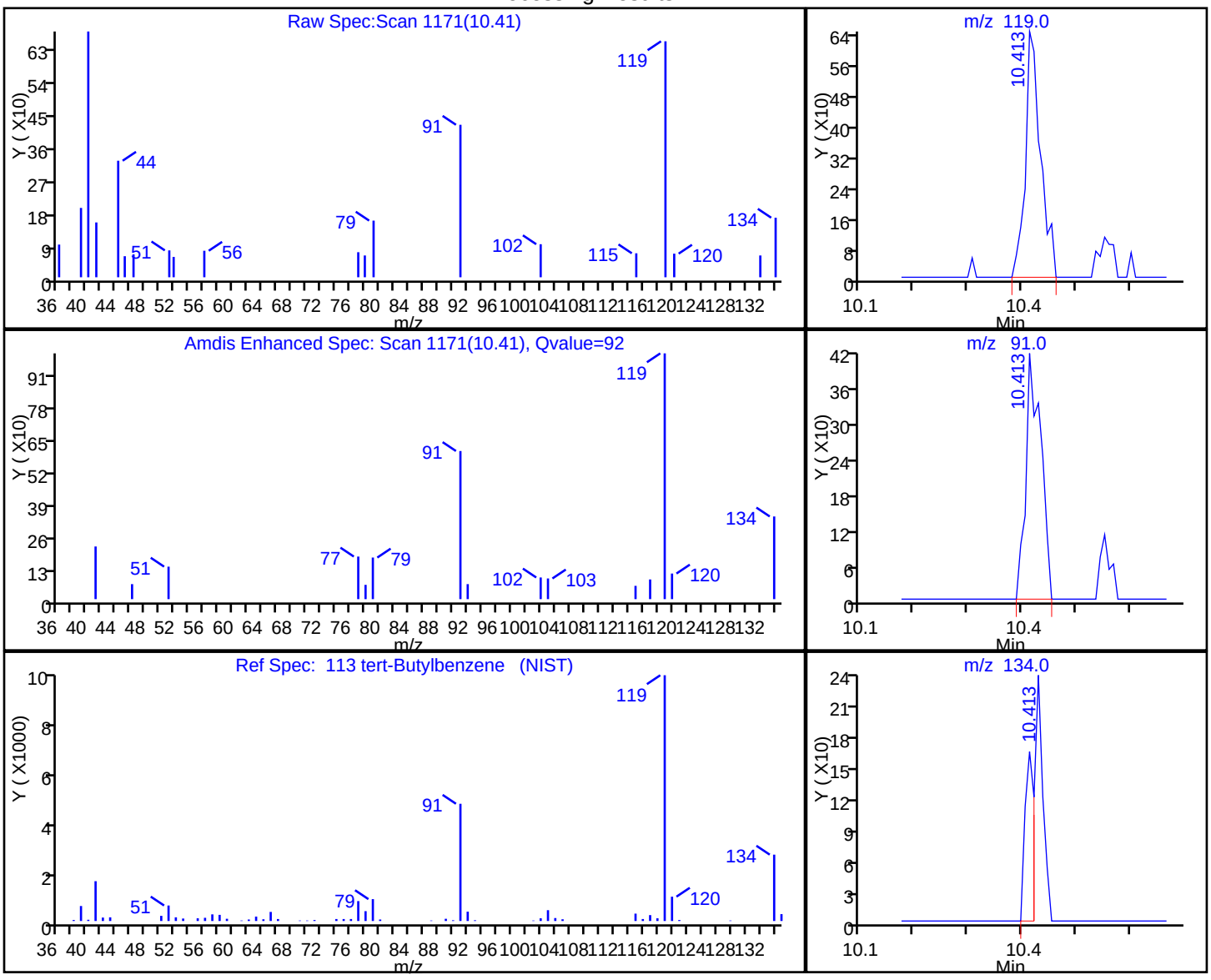

RT	Mass	Response	Amount
10.41	119.00	1269	0.159408
10.41	91.00	818	
10.41	134.00	195	

Reviewer: baronm, 11-Mar-2018 20:54:39
Audit Action: Marked Compound Undetected Audit Reason: Invalid Compound ID

User Disabled Compound Report

TestAmerica Edison

Data File: \\ChromNA\Edison\ChromData\CVOAMS5\20180306-68384.b\E81971.D
Injection Date: 06-Mar-2018 05:27:30 Instrument ID: CVOAMS5
Lims ID: STD8
Client ID:
Operator ID: ALS Bottle#: 1 Worklist Smp#: 2
Purge Vol: 5.000 mL Dil. Factor: 1.0000
Method: 8260W_5 Limit Group: VOA - 8260C DKQP Water and Solid
Column: Rtx-VMS (0.18 mm) Detector MS SCAN

82 Tetrachloroethene, CAS: 127-18-4

Processing Results

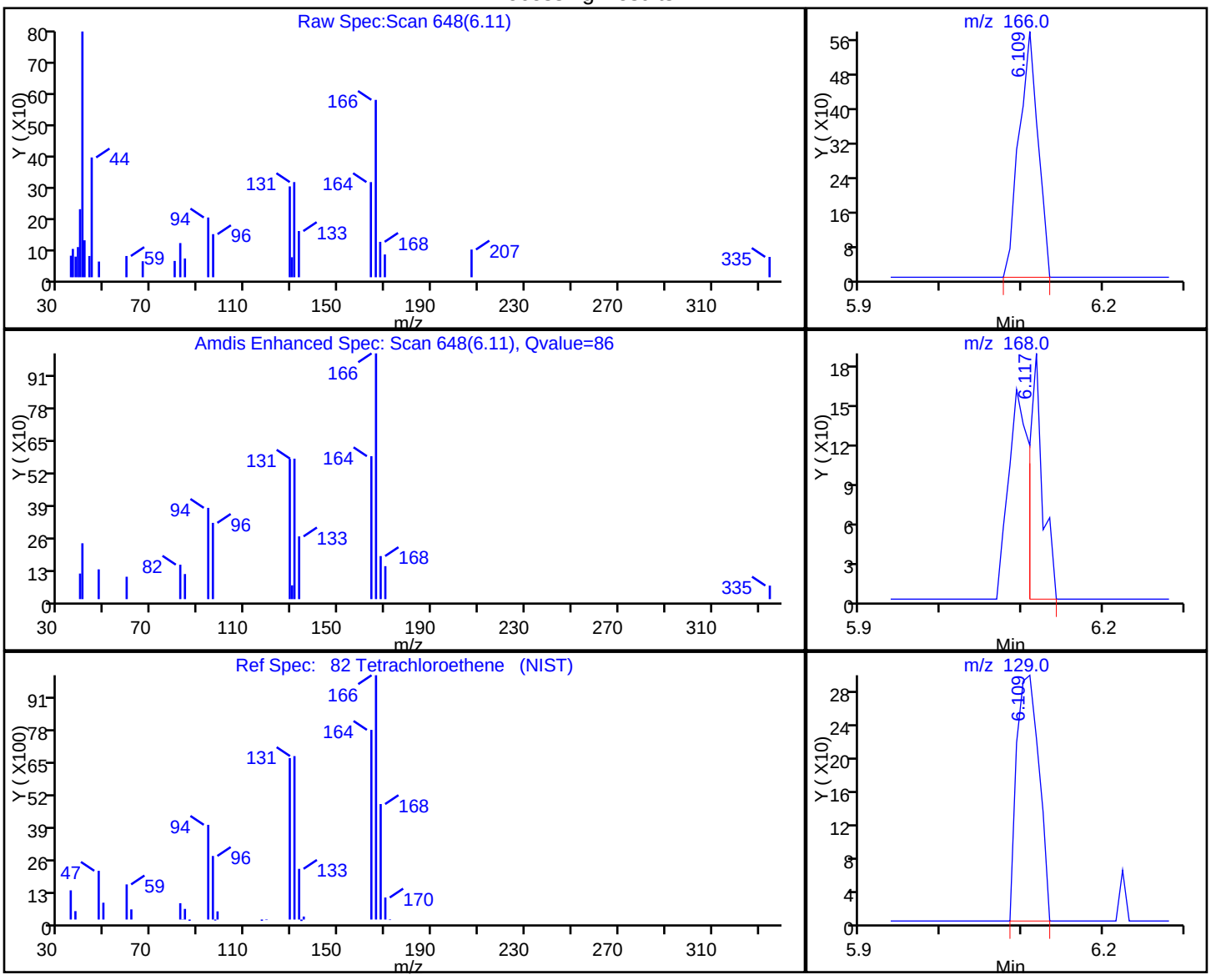

RT	Mass	Response	Amount
6.11	166.00	937	0.261562
6.12	168.00	203	
6.11	129.00	566	

Reviewer: baronm, 11-Mar-2018 20:54:39
Audit Action: Marked Compound Undetected Audit Reason: Invalid Compound ID

User Disabled Compound Report

TestAmerica Edison

Data File: \\ChromNA\Edison\ChromData\CVOAMS5\20180306-68384.b\E81971.D
Injection Date: 06-Mar-2018 05:27:30 Instrument ID: CVOAMS5
Lims ID: STD8
Client ID:
Operator ID: ALS Bottle#: 1 Worklist Smp#: 2
Purge Vol: 5.000 mL Dil. Factor: 1.0000
Method: 8260W_5 Limit Group: VOA - 8260C DKQP Water and Solid
Column: Rtx-VMS (0.18 mm) Detector MS SCAN

79 Toluene, CAS: 108-88-3

Processing Results

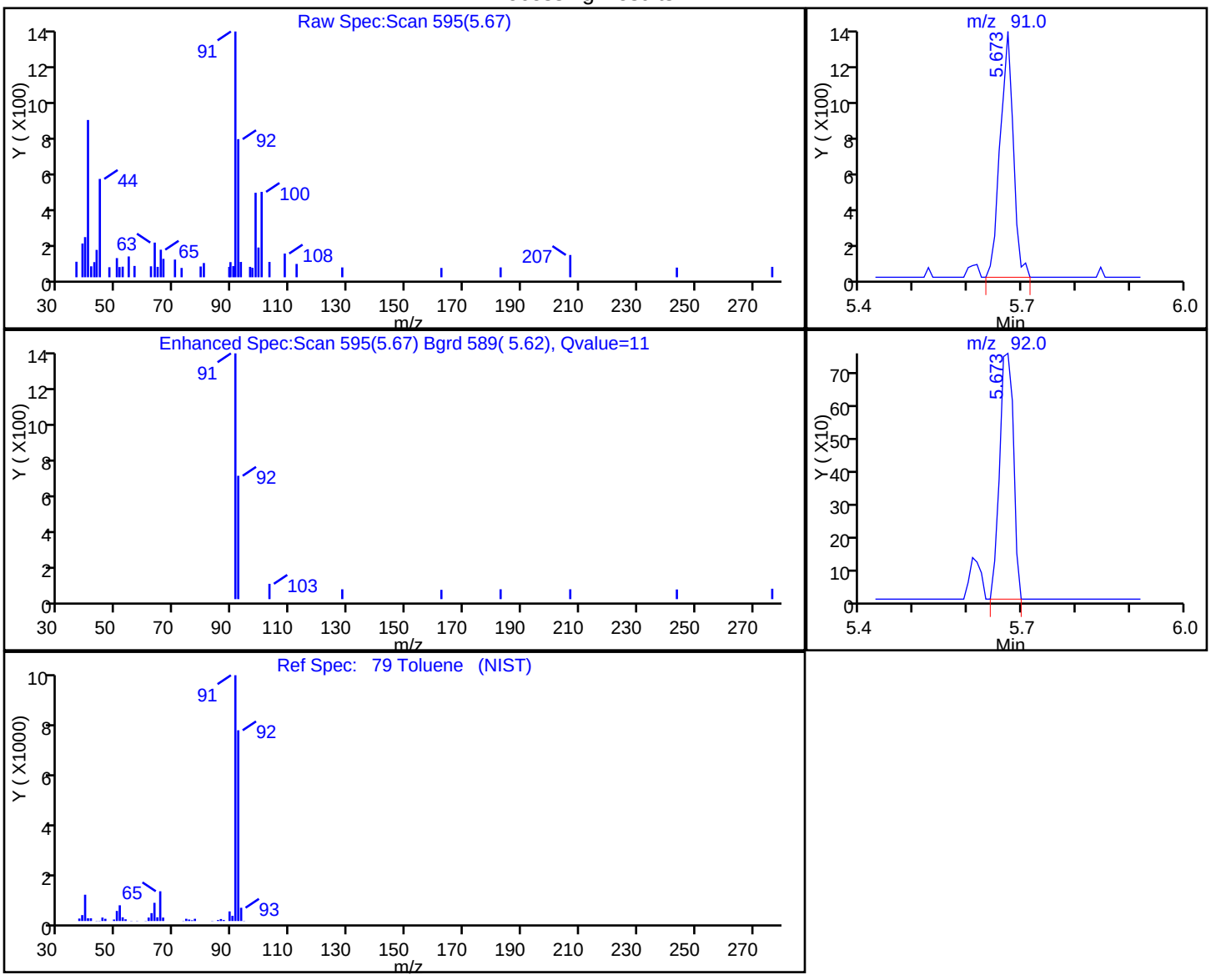

RT	Mass	Response	Amount
5.67	91.00	2282	0.168376
5.67	92.00	1355	

Reviewer: baronm, 11-Mar-2018 20:54:39
Audit Action: Marked Compound Undetected Audit Reason: Invalid Compound ID

User Disabled Compound Report

TestAmerica Edison

Data File: \\ChromNA\Edison\ChromData\CVOAMS5\20180306-68384.b\E81971.D
Injection Date: 06-Mar-2018 05:27:30 Instrument ID: CVOAMS5
Lims ID: STD8
Client ID:
Operator ID: ALS Bottle#: 1 Worklist Smp#: 2
Purge Vol: 5.000 mL Dil. Factor: 1.0000
Method: 8260W_5 Limit Group: VOA - 8260C DKQP Water and Solid
Column: Rtx-VMS (0.18 mm) Detector MS SCAN

25 trans-1,2-Dichloroethene, CAS: 156-60-5

Processing Results

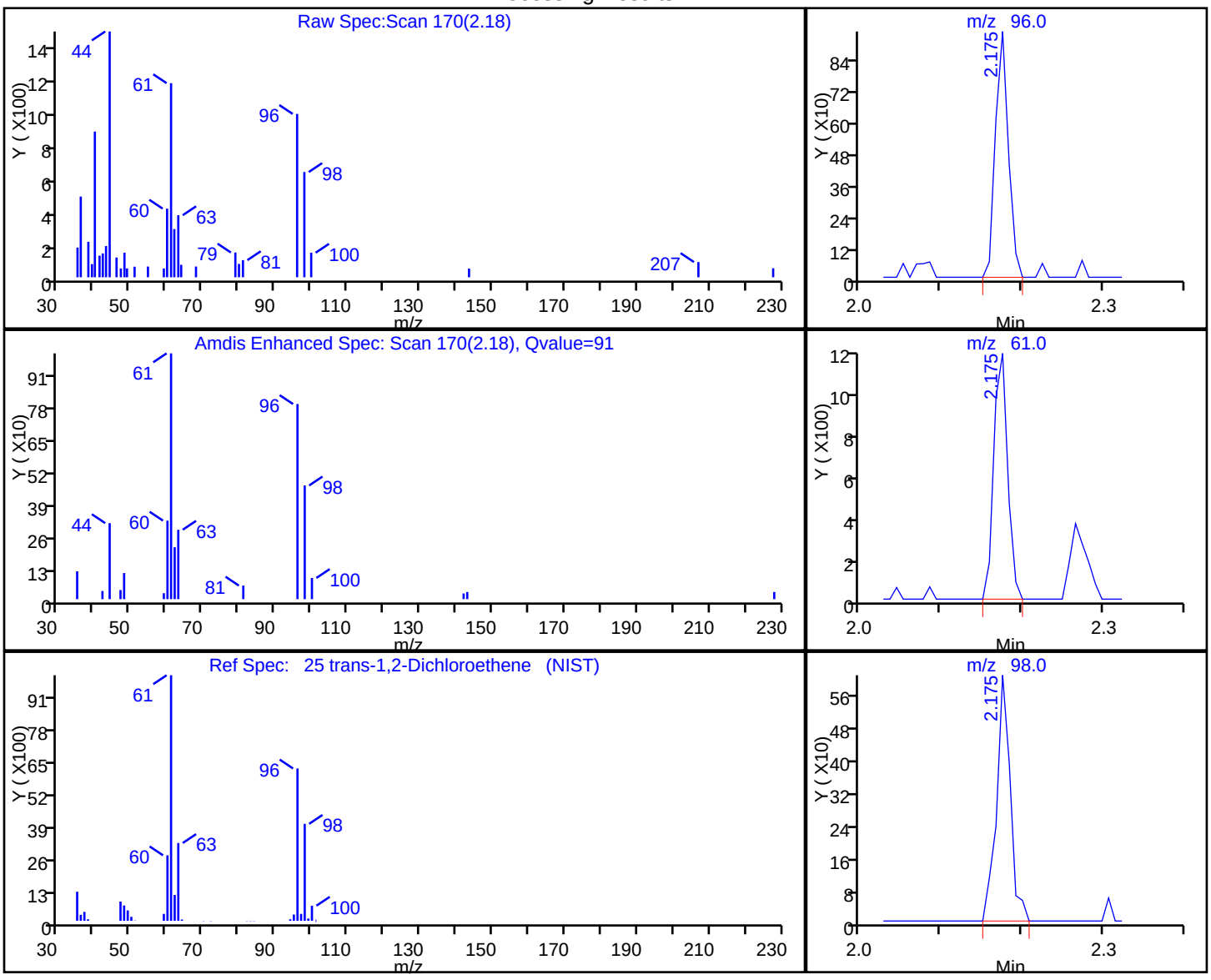

RT	Mass	Response	Amount
2.18	96.00	1056	0.283423
2.18	61.00	1348	
2.18	98.00	719	

Reviewer: baronm, 11-Mar-2018 20:54:39
Audit Action: Marked Compound Undetected Audit Reason: Invalid Compound ID

User Disabled Compound Report

TestAmerica Edison

Data File: \\ChromNA\Edison\ChromData\CVOAMS5\20180306-68384.b\E81971.D
Injection Date: 06-Mar-2018 05:27:30 Instrument ID: CVOAMS5
Lims ID: STD8
Client ID:
Operator ID: ALS Bottle#: 1 Worklist Smp#: 2
Purge Vol: 5.000 mL Dil. Factor: 1.0000
Method: 8260W_5 Limit Group: VOA - 8260C DKQP Water and Solid
Column: Rtx-VMS (0.18 mm) Detector MS SCAN

84 trans-1,3-Dichloropropene, CAS: 10061-02-6

Processing Results

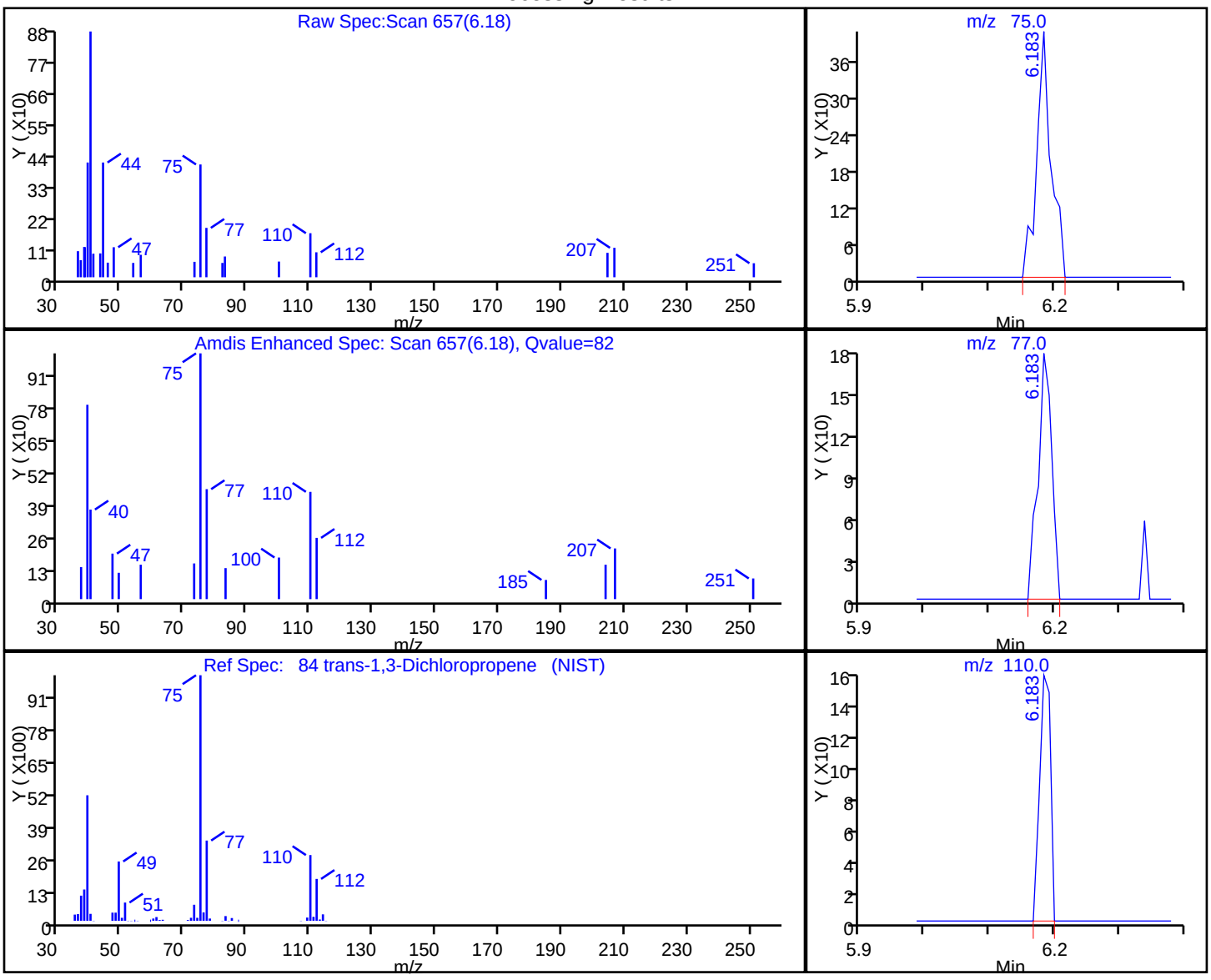

RT	Mass	Response	Amount
6.18	75.00	622	0.184266
6.18	77.00	260	
6.18	110.00	185	

Reviewer: baronm, 11-Mar-2018 20:54:39
Audit Action: Marked Compound Undetected Audit Reason: Invalid Compound ID

User Disabled Compound Report

TestAmerica Edison

Data File: \\ChromNA\Edison\ChromData\CVOAMS5\20180306-68384.b\E81971.D
Injection Date: 06-Mar-2018 05:27:30 Instrument ID: CVOAMS5
Lims ID: STD8
Client ID:
Operator ID: ALS Bottle#: 1 Worklist Smp#: 2
Purge Vol: 5.000 mL Dil. Factor: 1.0000
Method: 8260W_5 Limit Group: VOA - 8260C DKQP Water and Solid
Column: Rtx-VMS (0.18 mm) Detector MS SCAN

111 trans-1,4-Dichloro-2-butene, CAS: 110-57-6

Processing Results

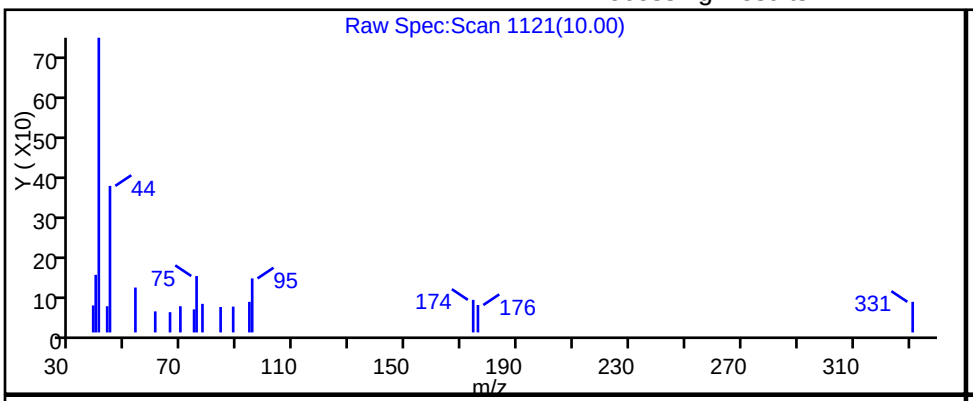

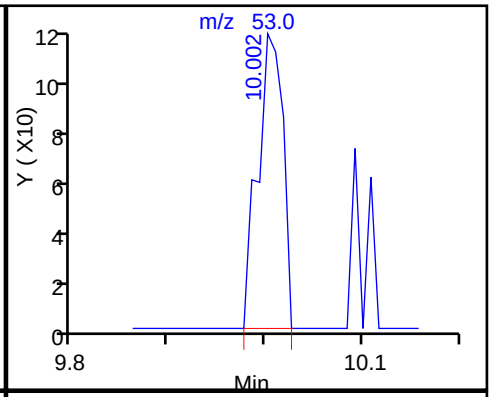

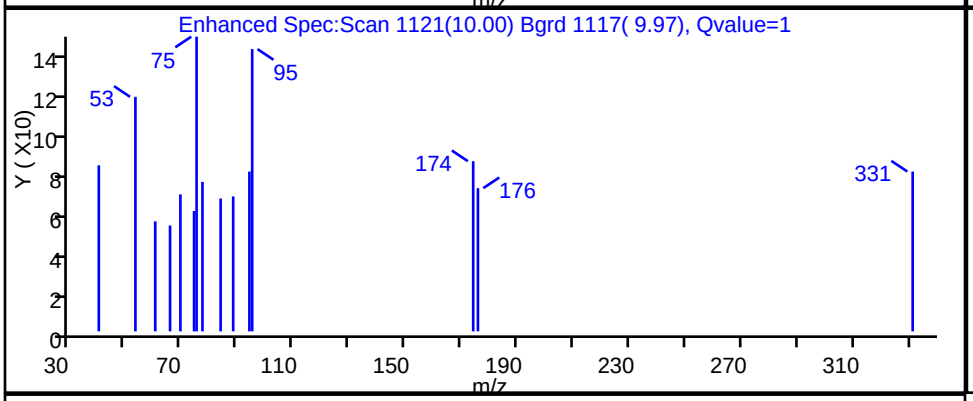

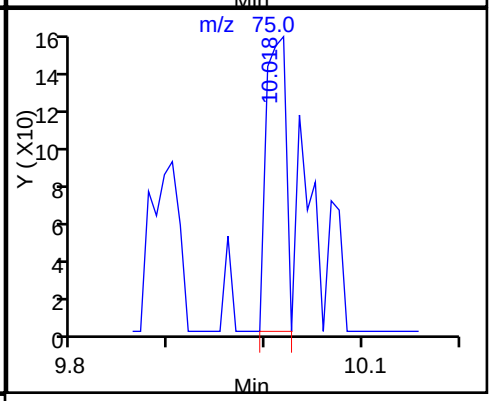

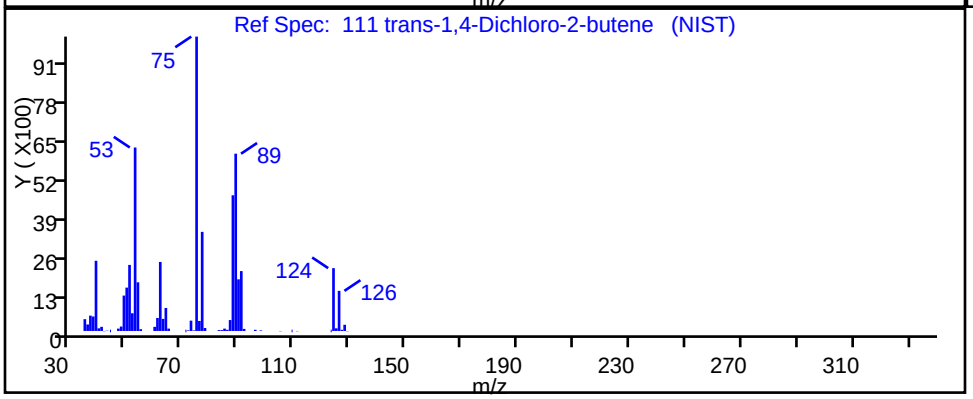

RT	Mass	Response	Amount
10.00	53.00	204	0.358482
10.02	75.00	224	

Reviewer: baronm, 11-Mar-2018 20:54:39
Audit Action: Marked Compound Undetected Audit Reason: Invalid Compound ID

User Disabled Compound Report

TestAmerica Edison

Data File: \\ChromNA\Edison\ChromData\CVOAMS5\20180306-68384.b\E81971.D
Injection Date: 06-Mar-2018 05:27:30 Instrument ID: CVOAMS5
Lims ID: STD8
Client ID:
Operator ID: ALS Bottle#: 1 Worklist Smp#: 2
Purge Vol: 5.000 mL Dil. Factor: 1.0000
Method: 8260W_5 Limit Group: VOA - 8260C DKQP Water and Solid
Column: Rtx-VMS (0.18 mm) Detector MS SCAN

65 Trichloroethene, CAS: 79-01-6

Processing Results

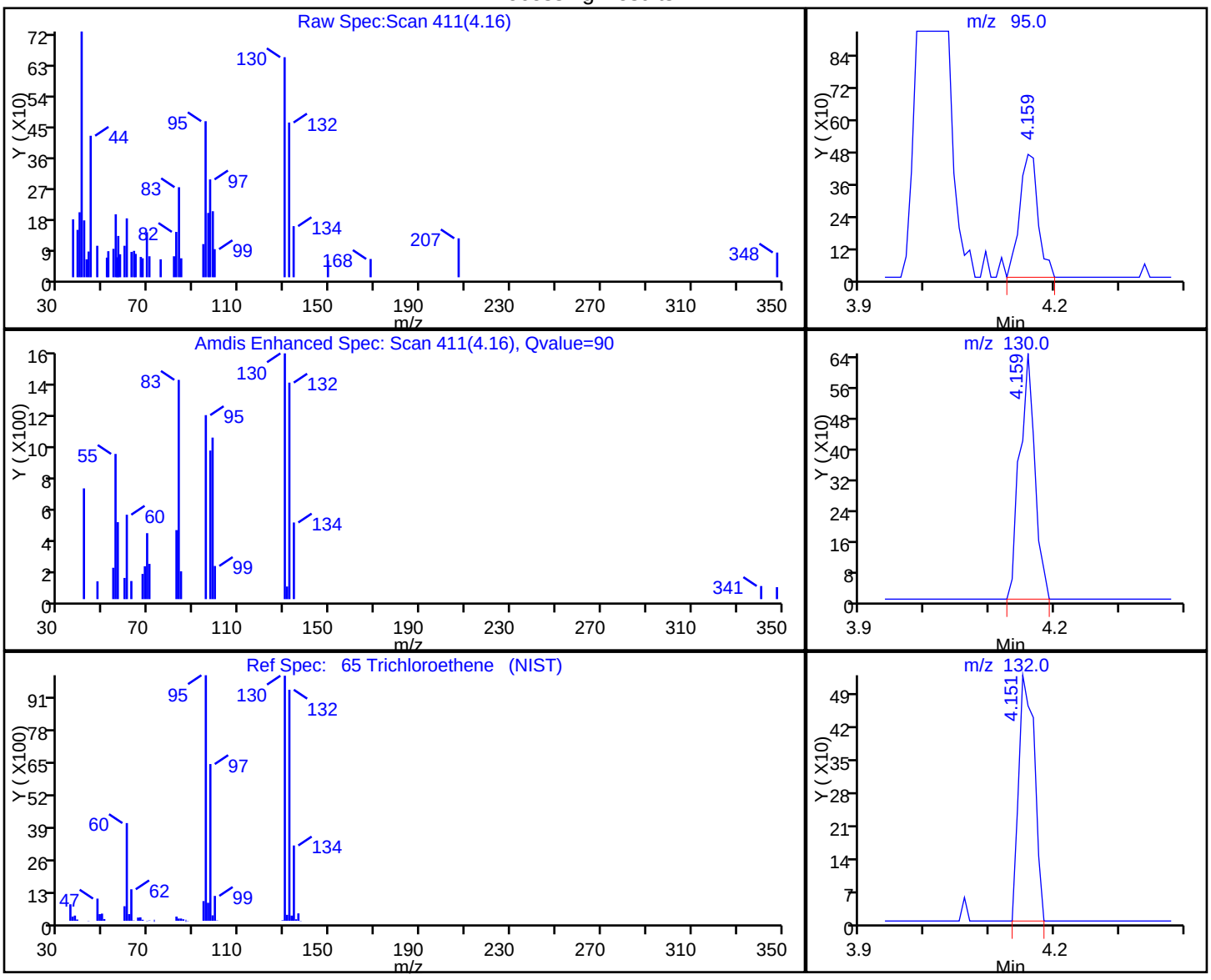

RT	Mass	Response	Amount
4.16	95.00	916	0.244677
4.16	130.00	1061	
4.15	132.00	882	

Reviewer: baronm, 11-Mar-2018 20:54:39
Audit Action: Marked Compound Undetected Audit Reason: Invalid Compound ID

User Disabled Compound Report

TestAmerica Edison

Data File:	\\ChromNA\Edison\ChromData\CVOAMS5\20180306-68384.b\E81971.D		
Injection Date:	06-Mar-2018 05:27:30	Instrument ID:	CVOAMS5
Lims ID:	STD8		
Client ID:			
Operator ID:		ALS Bottle#:	1 Worklist Smp#: 2
Purge Vol:	5.000 mL	Dil. Factor:	1.0000
Method:	8260W_5	Limit Group:	VOA - 8260C DKQP Water and Solid
Column:	Rtx-VMS (0.18 mm)	Detector	MS SCAN

9 Trichlorofluoromethane, CAS: 75-69-4

Processing Results

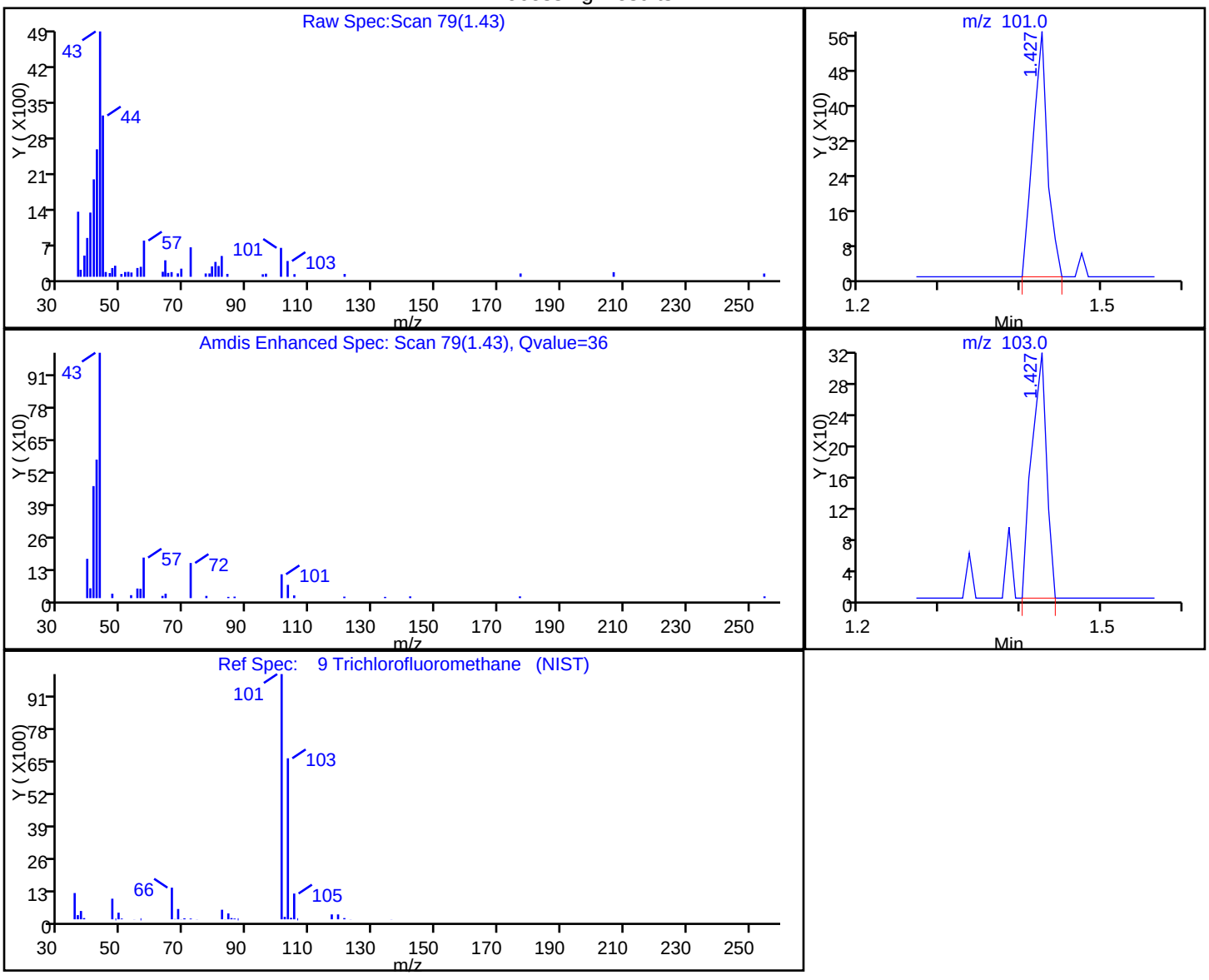

RT	Mass	Response	Amount
1.43	101.00	712	0.100911
1.43	103.00	398	

Reviewer: baronm, 11-Mar-2018 20:54:39

Audit Action: Marked Compound Undetected Audit Reason: Invalid Compound ID

User Disabled Compound Report

TestAmerica Edison

Data File: \\ChromNA\Edison\ChromData\CVOAMS5\20180306-68384.b\E81971.D
Injection Date: 06-Mar-2018 05:27:30 Instrument ID: CVOAMS5
Lims ID: STD8
Client ID:
Operator ID: ALS Bottle#: 1 Worklist Smp#: 2
Purge Vol: 5.000 mL Dil. Factor: 1.0000
Method: 8260W_5 Limit Group: VOA - 8260C DKQP Water and Solid
Column: Rtx-VMS (0.18 mm) Detector MS SCAN

3 Vinyl chloride, CAS: 75-01-4

Processing Results

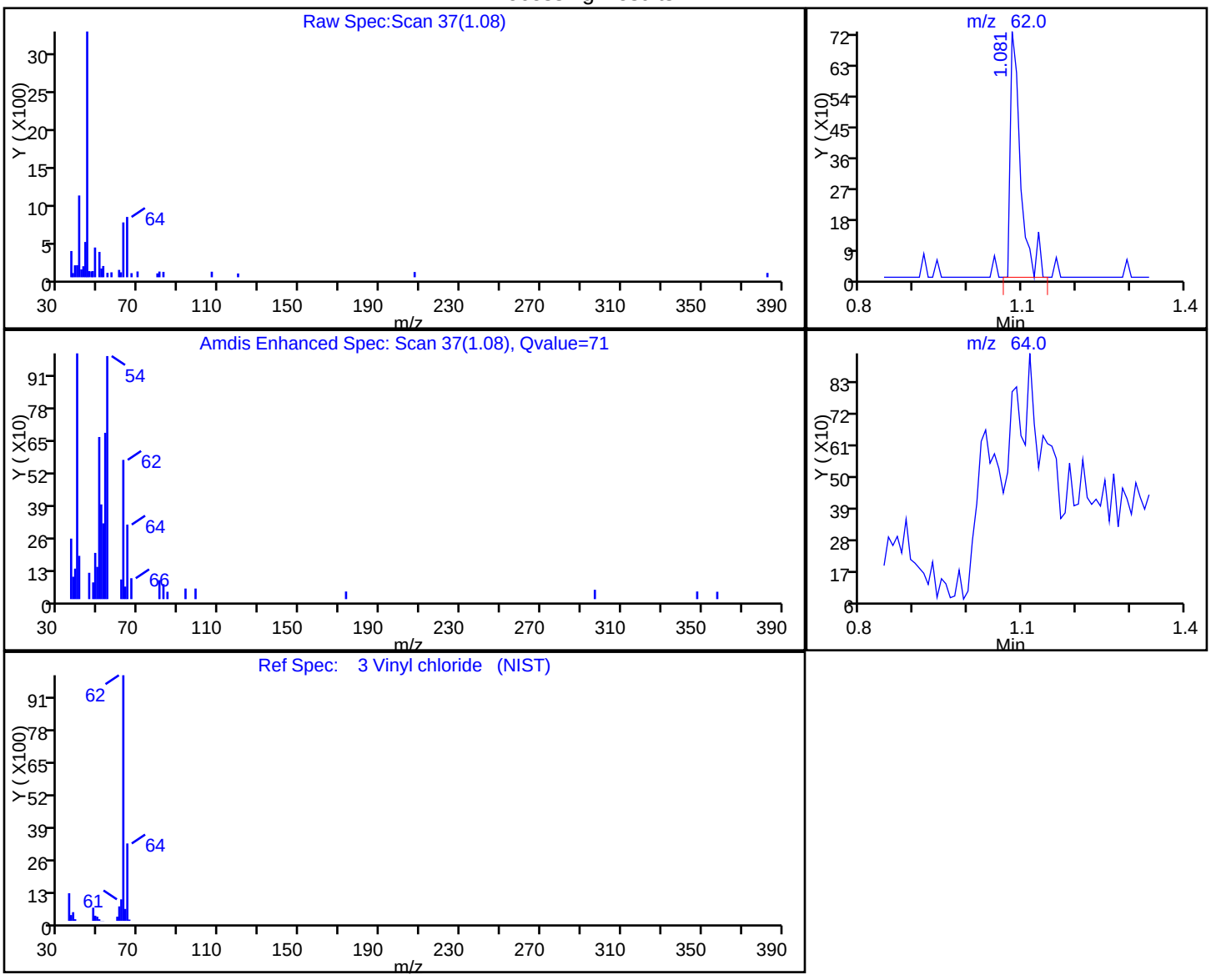

RT	Mass	Response	Amount
1.08	62.00	945	0.182930
1.11	64.00	14218	

Reviewer: baronm, 11-Mar-2018 20:54:39
Audit Action: Marked Compound Undetected Audit Reason: Invalid Compound ID

Report Date: 11-Mar-2018 21:28:35 Chrom Revision: 2.2 08-Feb-2018 13:38:42

TestAmerica Edison
Target Compound Quantitation Report

Data File: \\ChromNA\Edison\ChromData\CVOAMS5\20180306-68384.b\E81973.D
Lims ID: STD1
Client ID:
Sample Type: IC Calib Level: 2
Inject. Date: 06-Mar-2018 06:20:30 ALS Bottle#: 3 Worklist Smp#: 4
Purge Vol: 5.000 mL Dil. Factor: 1.0000
Sample Info: STD1
Misc. Info.: 460-0068384-004
Operator ID: Instrument ID: CVOAMS5
Sublist: chrom-8260W_5*sub52

Method: \\ChromNA\Edison\ChromData\CVOAMS5\20180306-68384.b\8260W_5.m
Limit Group: VOA - 8260C DKQP Water and Solid
Last Update: 11-Mar-2018 21:28:30 Calib Date: 06-Mar-2018 08:33:30
Integrator: RTE ID Type: Deconvolution ID
Quant Method: Internal Standard Quant By: Initial Calibration
Last ICal File: \\ChromNA\Edison\ChromData\CVOAMS5\20180306-68384.b\E81978.D

Column 1 : Rtx-VMS (0.18 mm) Det: MS SCAN
Process Host: XAWRK026

First Level Reviewer: moroneyc Date: 06-Mar-2018 11:20:40

Compound	Sig	RT (min.)	Exp RT (min.)	Dlt RT (min.)	Q	Response	Cal Amt ug/l	OnCol Amt ug/l	Flags
1 Chlorotrifluoroethene	116	0.916	0.916	0.000	86	1529	1.00	0.99	
2 Dichlorodifluoromethane	85	0.925	0.924	0.001	98	4709	1.00	1.12	
4 Butadiene	54	1.089	1.089	0.000	92	3922	1.00	1.11	
5 Chloromethane	50	1.089	1.089	0.000	94	6518	1.00	1.26	
3 Vinyl chloride	62	1.089	1.089	0.000	97	5196	1.00	1.19	
6 Bromomethane	94	1.270	1.270	0.000	98	2706	1.00	1.14	
7 Chloroethane	64	1.344	1.344	0.000	97	5256	1.00	1.02	
9 Trichlorofluoromethane	101	1.418	1.418	0.000	70	7146	1.00	1.14	
8 Pentane	72	1.418	1.418	0.000	98	1446	2.00	2.29	
10 Dichlorofluoromethane	67	1.460	1.459	0.001	98	7279	1.00	1.17	
11 2-Methyl-1,3-butadiene	67	1.599	1.599	0.000	94	4554	1.00	0.9551	
13 Ethyl ether	59	1.599	1.599	0.000	96	2975	1.00	1.13	
12 Ethanol	46	1.698	1.698	0.000	53	689	40.0	69.0	
15 1,2-Dichloro-1,1,2-trifluo	67	1.715	1.714	0.001	79	4858	1.00	1.13	
14 1,1-Dichloroethene	96	1.715	1.714	0.001	91	4723	1.00	1.15	
17 Carbon disulfide	76	1.731	1.731	0.000	97	18465	1.00	0.99	a
16 1,1,2-Trichloro-1,2,2-trif	101	1.748	1.747	0.001	89	4271	1.00	1.04	
18 Iodomethane	142	1.805	1.805	0.000	96	2323	1.00	0.3866	
19 Cyclopentene	67	1.896	1.895	0.001	96	9043	1.00	1.06	
20 Acrolein	56	1.929	1.920	0.009	91	1384	4.00	3.97	
21 3-Chloro-1-propene	76	2.003	2.011	-0.008	90	2408	1.00	1.10	
22 Isopropyl alcohol	45	2.027	2.027	0.000	1	1487	10.0	9.73	Ma
23 Methylene Chloride	84	2.077	2.077	0.000	90	6446	1.00	0.9767	
24 Acetone	58	2.110	2.109	0.001	70	937	5.00	5.79	
25 trans-1,2-Dichloroethene	96	2.176	2.175	0.001	90	3404	1.00	1.05	
26 Methyl acetate	74	2.192	2.192	0.000	98	1456	5.00	5.67	
27 Hexane	86	2.225	2.225	0.000	80	567	1.00	1.07	
28 Methyl tert-butyl ether	73	2.250	2.249	0.001	85	5033	1.00	0.8579	
* 29 TBA-d9 (IS)	65	2.266	2.266	0.000	96	85652	1000.0	1000.0	
30 2-Methyl-2-propanol	59	2.315	2.315	0.000	24	1051	10.0	10.9	

Compound	Sig	RT (min.)	Exp RT (min.)	Dlt RT (min.)	Q	Response	Cal Amt ug/l	OnCol Amt ug/l	Flags
31 Acetonitrile	41	2.422	2.422	0.000	98	2264	10.0	11.8	a
32 Isopropyl ether	45	2.505	2.504	0.001	90	6406	1.00	0.8427	
33 2-Chloro-1,3-butadiene	88	2.571	2.570	0.001	91	2255	1.00	0.8631	
34 1,1-Dichloroethane	63	2.587	2.587	0.000	99	4932	1.00	0.9797	
35 Acrylonitrile	53	2.628	2.628	0.000	97	5607	10.0	8.82	
36 Tert-butyl ethyl ether	59	2.760	2.760	0.000	92	5010	1.00	0.7820	
37 Vinyl acetate	86	2.776	2.776	0.000	98	506	2.00	1.98	
38 cis-1,2-Dichloroethene	96	2.974	2.974	0.000	98	3114	1.00	0.9523	
39 2,2-Dichloropropane	77	3.056	3.056	0.000	92	2968	1.00	0.8624	
40 Cyclohexane	56	3.114	3.113	0.001	91	3509	1.00	0.8585	
41 Chlorobromomethane	128	3.114	3.122	-0.008	90	1528	1.00	0.9598	
42 Chloroform	83	3.180	3.179	0.001	97	4917	1.00	0.9796	
43 Carbon tetrachloride	117	3.278	3.278	0.000	85	3652	1.00	0.9607	
44 Methyl acrylate	55	3.295	3.295	0.001	41	1171	1.00	0.8331	
45 Ethyl acetate	70	3.295	3.295	0.001	80	416	2.00	2.21	
46 Tetrahydrofuran	42	3.303	3.303	0.000	31	1290	2.00	2.12	
$ 47 Dibromofluoromethane (Surr	113	3.319	3.327	-0.008	95	130850	50.0	48.9	
48 1,1,1-Trichloroethane	97	3.336	3.336	0.000	79	4061	1.00	0.9111	
* 49 2-Butanone-d5	46	3.394	3.393	0.001	99	135507	250.0	250.0	
50 2-Butanone (MEK)	72	3.435	3.434	0.001	85	1028	5.00	4.73	
51 1,1-Dichloropropene	75	3.435	3.434	0.001	89	4097	1.00	1.02	
52 Isooctane	57	3.525	3.533	-0.008	96	4467	1.00	1.02	
53 n-Heptane	57	3.624	3.624	0.000	79	1048	1.00	0.9526	
54 Benzene	78	3.640	3.640	0.000	98	10771	1.00	0.9855	
55 Propionitrile	54	3.673	3.681	-0.008	39	2106	10.0	10.2	
56 Methacrylonitrile	67	3.698	3.698	0.000	93	6051	10.0	7.72	
58 Tert-amyl methyl ether	73	3.756	3.755	0.001	38	4846	1.00	0.8282	
$ 57 1,2-Dichloroethane-d4 (Sur	65	3.764	3.764	0.000	97	127758	50.0	48.5	
59 1,2-Dichloroethane	62	3.821	3.821	0.000	97	3807	1.00	1.11	
60 Isobutyl alcohol	43	3.879	3.871	0.008	93	1206	25.0	27.1	
63 t-Amyl alcohol	59	3.953	3.953	0.000	41	531	NC	NC	
* 61 Fluorobenzene	96	4.011	4.010	0.001	99	506148	50.0	50.0	
62 Isopropyl acetate	43	4.077	4.076	0.001	95	2832	1.00	0.9900	
64 Methylcyclohexane	83	4.134	4.142	-0.008	83	3398	1.00	0.8767	
65 Trichloroethene	95	4.159	4.159	0.000	95	3389	1.00	1.02	
66 2-ethoxy-2-methyl butane	59	4.414	4.414	0.000	89	3397	NC	NC	
68 n-Butanol	56	4.529	4.537	-0.008	51	440	25.0	24.9	M
67 Dibromomethane	93	4.546	4.554	-0.008	91	1528	1.00	0.9732	
69 1,2-Dichloropropane	63	4.661	4.661	0.000	81	2503	1.00	0.9347	
71 Ethyl acrylate	55	4.727	4.726	0.001	59	1452	1.00	1.01	
70 Dichlorobromomethane	83	4.727	4.735	-0.008	97	3280	1.00	0.9615	
73 Methyl methacrylate	100	4.941	4.932	0.009	56	680	2.00	2.02	
* 72 1,4-Dioxane-d8	96	4.932	4.932	0.000	98	14636	1000.0	1000.0	
74 1,4-Dioxane	88	4.957	4.957	0.000	80	1424	50.0	51.3	M
75 n-Propyl acetate	43	5.105	5.097	0.008	95	1927	1.00	0.9466	
76 2-Chloroethyl vinyl ether	63	5.377	5.377	0.000	82	725	1.00	1.02	
77 cis-1,3-Dichloropropene	75	5.410	5.410	0.000	93	3043	1.00	0.8472	
$ 78 Toluene-d8 (Surr)	98	5.616	5.615	0.001	99	518066	50.0	52.2	
79 Toluene	91	5.673	5.673	0.000	96	11957	1.00	0.99	
80 Epichlorohydrin	57	5.698	5.706	-0.008	26	1848	20.0	17.0	
81 2-Nitropropane	41	5.953	5.953	0.000	82	1102	2.00	2.05	
82 Tetrachloroethene	166	6.101	6.109	-0.008	95	3341	1.00	1.06	

Compound	Sig	RT (min.)	Exp RT (min.)	Dlt RT (min.)	Q	Response	Cal Amt ug/l	OnCol Amt ug/l	Flags
83 4-Methyl-2-pentanone (MIBK	43	6.159	6.158	0.001	94	4914	5.00	3.69	
84 trans-1,3-Dichloropropene	75	6.183	6.183	0.000	95	2611	1.00	0.8299	
85 1,1,2-Trichloroethane	83	6.364	6.372	-0.008	93	1758	1.00	1.04	
86 Ethyl methacrylate	69	6.439	6.446	-0.008	89	1341	1.00	1.02	
87 Chlorodibromomethane	129	6.562	6.570	-0.008	94	1916	1.00	0.8889	
88 1,3-Dichloropropane	76	6.702	6.702	0.000	95	3405	1.00	0.99	
89 Ethylene Dibromide	107	6.834	6.833	0.001	96	1899	1.00	0.9880	
90 n-Butyl acetate	43	7.171	7.171	0.000	96	1331	1.00	0.5680	
91 2-Hexanone	43	7.245	7.245	0.000	94	3143	5.00	5.11	
* 92 Chlorobenzene-d5	117	7.541	7.541	0.000	85	409645	50.0	50.0	
93 Chlorobenzene	112	7.558	7.558	0.000	97	9193	1.00	1.07	
94 Ethylbenzene	106	7.640	7.640	0.000	97	3984	1.00	0.8913	
95 1,1,1,2-Tetrachloroethane	131	7.673	7.673	0.000	86	2596	1.00	0.9523	
96 m-Xylene & p-Xylene	106	7.854	7.862	-0.008	96	3762	1.00	0.7551	
97 o-Xylene	106	8.455	8.463	-0.008	93	3667	1.00	0.7807	
98 Bromoform	173	8.521	8.529	-0.008	46	1046	1.00	1.01	
99 Styrene	104	8.545	8.545	0.000	96	5164	1.00	1.02	
100 n-Butyl acrylate	73	8.875	8.866	0.008	91	712	1.00	0.5346	
101 Isopropylbenzene	105	8.957	8.948	0.009	95	8953	1.00	0.7561	
102 Amyl acetate (mixed isomer	43	9.278	9.286	-0.008	76	1514	1.00	0.5623	a
$ 103 4-Bromofluorobenzene	174	9.335	9.335	0.000	91	140428	50.0	48.0	
104 Bromobenzene	156	9.451	9.450	0.001	97	3150	1.00	0.9858	
105 N-Propylbenzene	91	9.590	9.598	-0.008	98	10679	1.00	0.8734	
106 1,1,2,2-Tetrachloroethane	83	9.739	9.738	0.001	96	2214	1.00	1.11	
107 2-Chlorotoluene	91	9.780	9.780	0.000	97	8255	1.00	0.8841	
108 4-Ethyltoluene	105	9.788	9.788	0.000	86	8484	1.00	0.7591	
109 1,2,3-Trichloropropane	110	9.887	9.887	0.001	93	579	1.00	0.9147	
110 1,3,5-Trimethylbenzene	105	9.944	9.944	0.000	96	6414	1.00	0.7373	
111 trans-1,4-Dichloro-2-buten	53	10.018	10.010	0.008	43	536	1.00	1.08	
112 4-Chlorotoluene	91	10.051	10.051	0.000	96	7383	1.00	0.8976	
113 tert-Butylbenzene	119	10.422	10.421	0.001	96	5701	1.00	0.7806	
115 Butyl Methacrylate	87	10.537	10.537	0.000	44	1135	1.00	0.3875	
114 1,2,4-Trimethylbenzene	105	10.553	10.553	0.000	96	6637	1.00	0.7028	
116 sec-Butylbenzene	105	10.718	10.718	0.000	98	7964	1.00	0.8053	
117 1,3-Dichlorobenzene	146	10.990	10.981	0.009	97	6158	1.00	0.9560	
118 4-Isopropyltoluene	119	10.998	10.998	0.000	98	6174	1.00	0.6918	
* 119 1,4-Dichlorobenzene-d4	152	11.113	11.121	-0.008	95	215751	50.0	50.0	
120 1,4-Dichlorobenzene	146	11.138	11.137	0.001	67	6987	1.00	1.06	
121 1,2,3-Trimethylbenzene	105	11.228	11.228	0.000	0	7485	NC	NC	
122 2,3-Dihydroindene	117	11.376	11.376	0.000	94	7987	1.00	0.8056	
124 p-Diethylbenzene	119	11.508	11.508	0.000	87	3500	1.00	0.7475	
123 Benzyl chloride	126	11.508	11.508	0.000	92	531	1.00	0.6835	
125 n-Butylbenzene	92	11.566	11.574	-0.008	97	3013	1.00	0.7953	
126 1,2-Dichlorobenzene	146	11.656	11.664	-0.008	95	5479	1.00	0.9445	
127 1,2,4,5-Tetramethylbenzene	119	12.298	12.298	0.000	97	5265	1.00	0.7571	
128 1,2-Dibromo-3-Chloropropan	157	12.413	12.413	0.000	45	241	1.00	0.7301	
129 1,3,5-Trichlorobenzene	180	12.438	12.438	0.000	94	3356	1.00	0.9436	
131 Hexachlorobutadiene	225	12.907	12.899	0.008	66	887	1.00	1.01	
130 1,2,4-Trichlorobenzene	180	12.899	12.899	0.000	92	2528	1.00	1.01	
132 Naphthalene	128	13.105	13.104	0.001	98	4656	1.00	0.8744	
133 1,2,3-Trichlorobenzene	180	13.220	13.220	0.000	93	2569	1.00	0.9835	
S 134 1,2-Dichloroethene, Total	100				0		2.00	2.00	

Compound	Sig	RT (min.)	Exp RT (min.)	Dlt RT (min.)	Q	Response	Cal Amt ug/l	OnCol Amt ug/l	Flags
S 135 1,3-Dichloropropene, Total	100				0		1.00	1.68	
S 136 Xylenes, Total	100				0		2.00	1.54	
S 137 Total BTEX	1				0		5.00	4.41	

QC Flag Legend

Processing Flags
NC - Not Calibrated
Review Flags
M - Manually Integrated
a - User Assigned ID

Reagents:

GAS Hi_00243	Amount Added:	1.00	Units: uL		
Ethanol mix_00012	Amount Added:	1.00	Units: uL		
MIX 2 Hi_00068	Amount Added:	1.00	Units: uL		
MIX I Hi_00087	Amount Added:	1.00	Units: uL		
ACROLEIN W_00074	Amount Added:	4.00	Units: uL		
14DIOXINTER_00082	Amount Added:	30.00	Units: uL		
8260SURR250_00169	Amount Added:	1.00	Units: uL	Run Reagent	
8260ISNEW_00119	Amount Added:	1.00	Units: uL	Run Reagent	

Report Date: 11-Mar-2018 21:28:35 Chrom Revision: 2.2 08-Feb-2018 13:38:42

TestAmerica Edison

Data File: \\ChromNA\Edison\ChromData\CVOAMS5\20180306-68384.b\E81973.D

Injection Date: 06-Mar-2018 06:20:30 Instrument ID: CVOAMS5 Operator ID:

Lims ID: STD1 Worklist Smp#: 4

Client ID:

Purge Vol: 5.000 mL Dil. Factor: 1.0000 ALS Bottle#: 3

Method: 8260W_5 Limit Group: VOA - 8260C DKQP Water and Solid

Column: Rtx-VMS (0.18 mm)

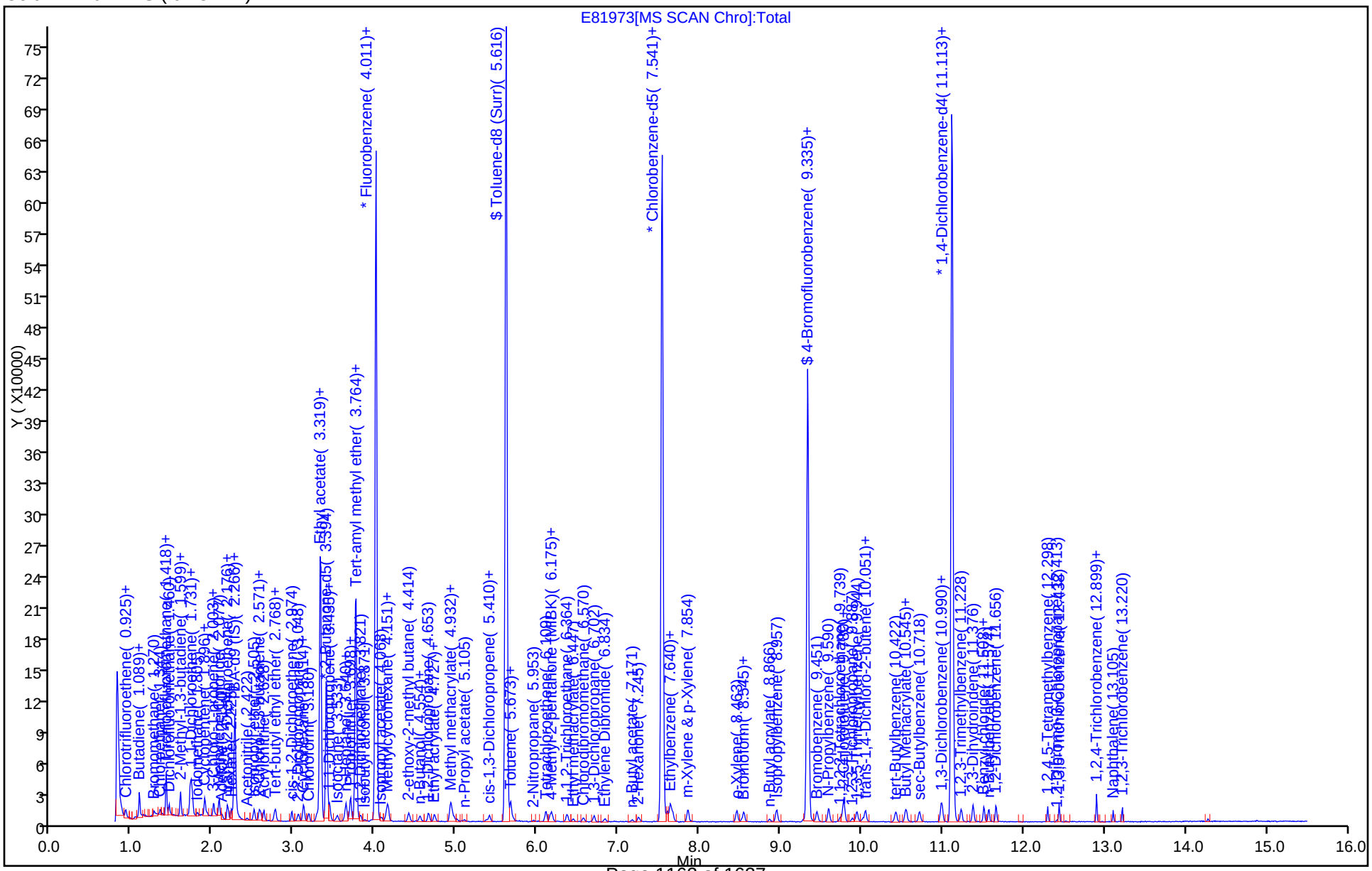

Manual Integration/User Assign Peak Report

TestAmerica Edison

Data File: \\ChromNA\Edison\ChromData\CVOAMS5\20180306-68384.b\E81973.D
Injection Date: 06-Mar-2018 06:20:30 Instrument ID: CVOAMS5
Lims ID: STD1
Client ID:
Operator ID: ALS Bottle#: 3 Worklist Smp#: 4
Purge Vol: 5.000 mL Dil. Factor: 1.0000
Method: 8260W_5 Limit Group: VOA - 8260C DKQP Water and Solid
Column: Rtx-VMS (0.18 mm) Detector MS SCAN

17 Carbon disulfide, CAS: 75-15-0

Signal: 1

Not Detected
Expected RT: 1.73

Processing Integration Results

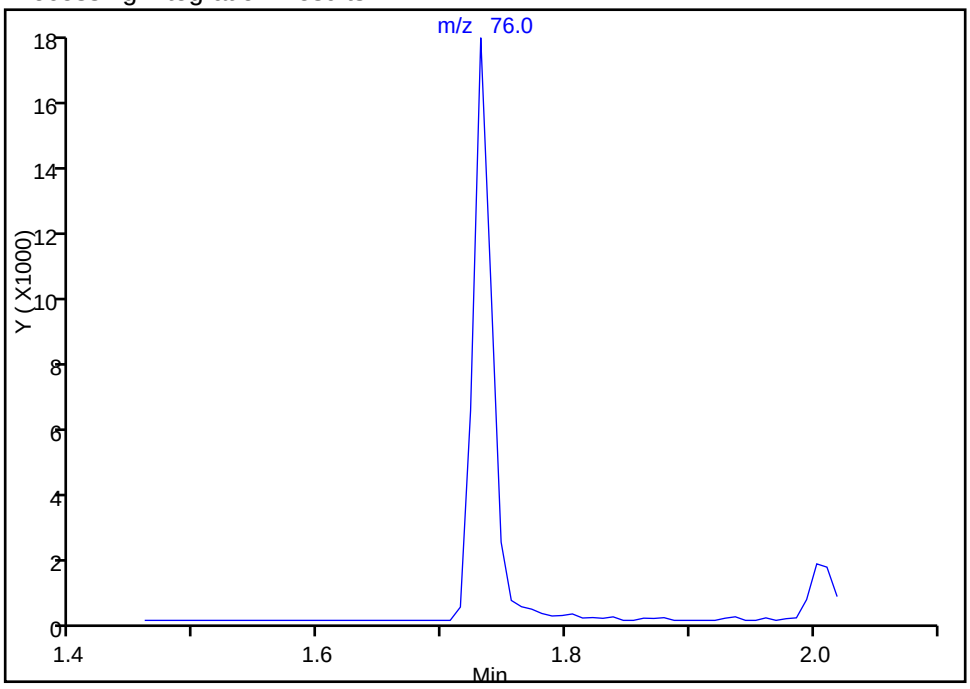

Manual Integration Results

RT: 1.73
Area: 18465
Amount: 0.990568
Amount Units: ug/l

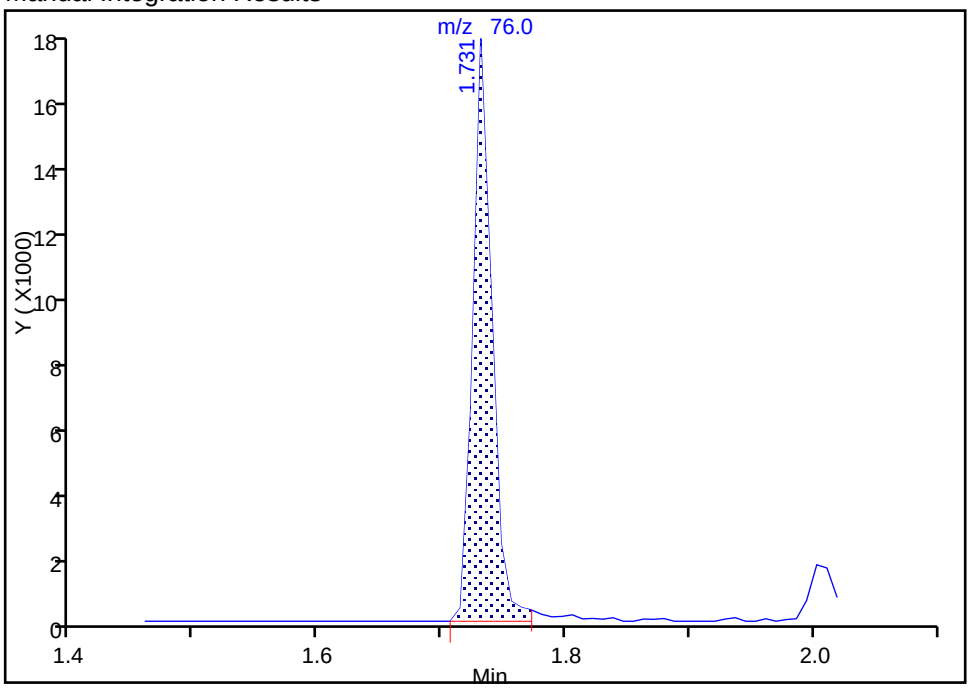

Reviewer: moroneyc, 06-Mar-2018 11:18:53
Audit Action: Assigned Compound ID Audit Reason: Peak assignment corrected

Manual Integration/User Assign Peak Report

TestAmerica Edison

Data File: \\ChromNA\Edison\ChromData\CVOAMS5\20180306-68384.b\E81973.D
Injection Date: 06-Mar-2018 06:20:30 Instrument ID: CVOAMS5
Lims ID: STD1
Client ID:
Operator ID: ALS Bottle#: 3 Worklist Smp#: 4
Purge Vol: 5.000 mL Dil. Factor: 1.0000
Method: 8260W_5 Limit Group: VOA - 8260C DKQP Water and Solid
Column: Rtx-VMS (0.18 mm) Detector MS SCAN

22 Isopropyl alcohol, CAS: 67-63-0

Signal: 1

Not Detected
Expected RT: 2.03

Processing Integration Results

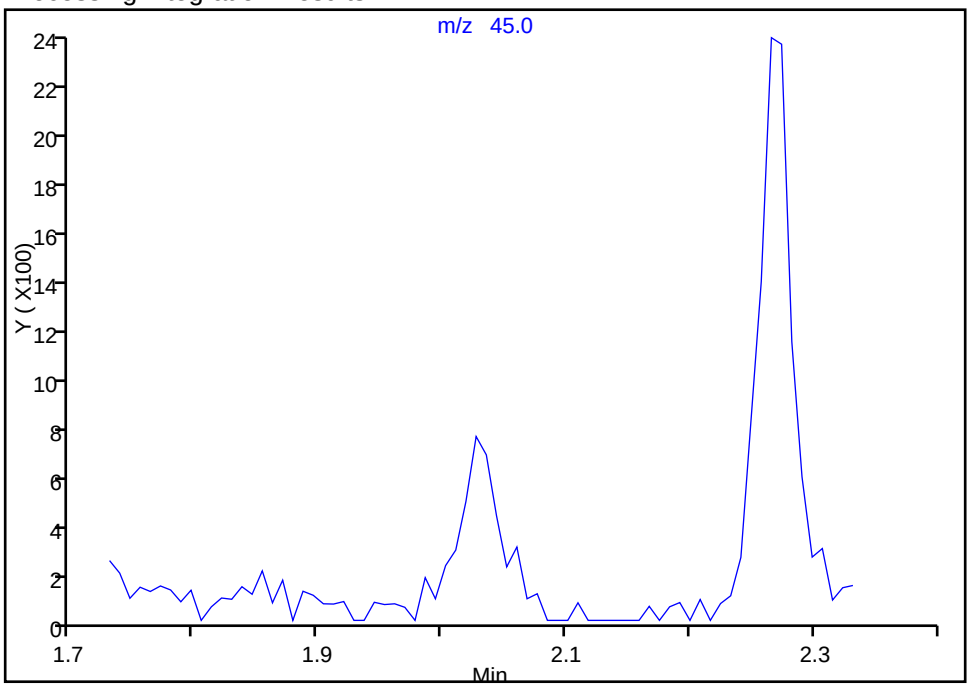

Manual Integration Results

RT: 2.03
Area: 1487
Amount: 9.730067
Amount Units: ug/l

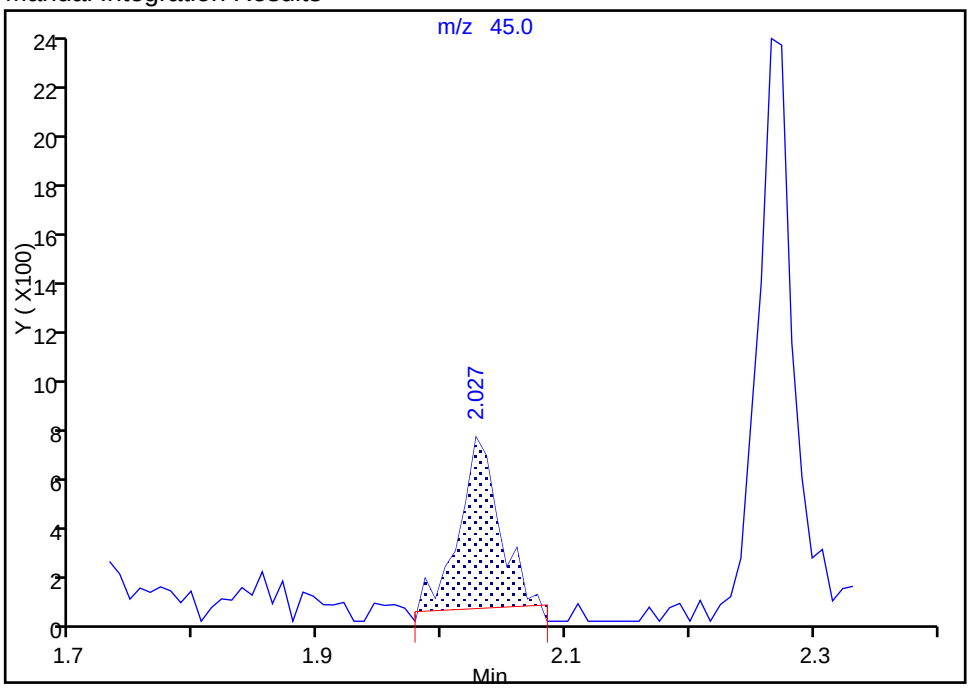

Reviewer: moroneyc, 06-Mar-2018 11:19:37
Audit Action: Manually Integrated Audit Reason: Assign Peak

Manual Integration/User Assign Peak Report

TestAmerica Edison

Data File: \\ChromNA\Edison\ChromData\CVOAMS5\20180306-68384.b\E81973.D
Injection Date: 06-Mar-2018 06:20:30 Instrument ID: CVOAMS5
Lims ID: STD1
Client ID:
Operator ID: ALS Bottle#: 3 Worklist Smp#: 4
Purge Vol: 5.000 mL Dil. Factor: 1.0000
Method: 8260W_5 Limit Group: VOA - 8260C DKQP Water and Solid
Column: Rtx-VMS (0.18 mm) Detector MS SCAN

31 Acetonitrile, CAS: 75-05-8

Signal: 1

Processing Integration Results

RT: 2.50
Area: 2094
Amount: 10.648283
Amount Units: ug/l

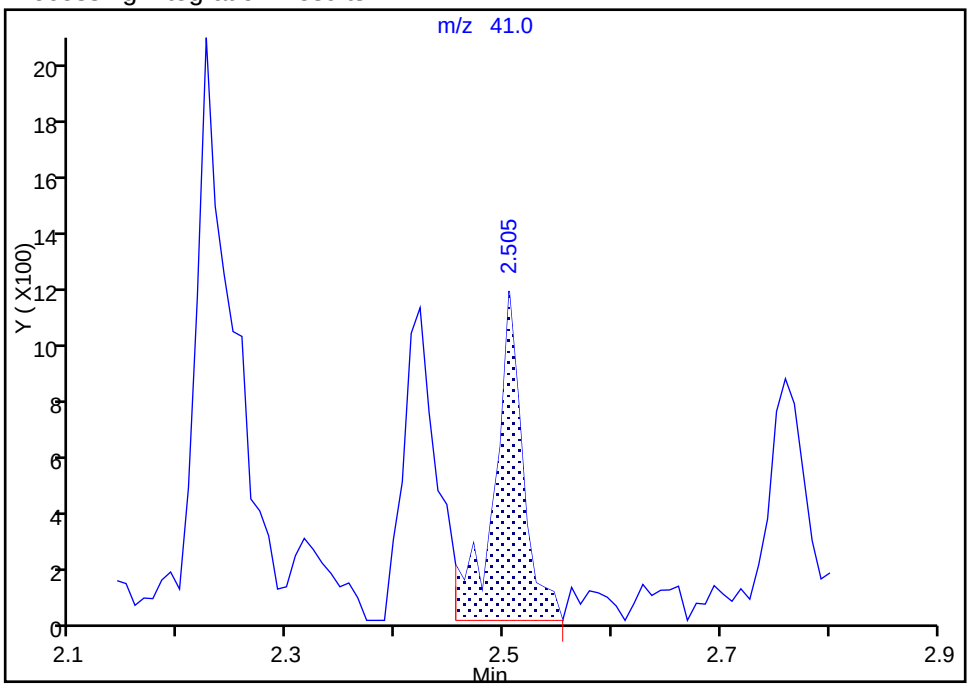

Manual Integration Results

RT: 2.42
Area: 2264
Amount: 11.821419
Amount Units: ug/l

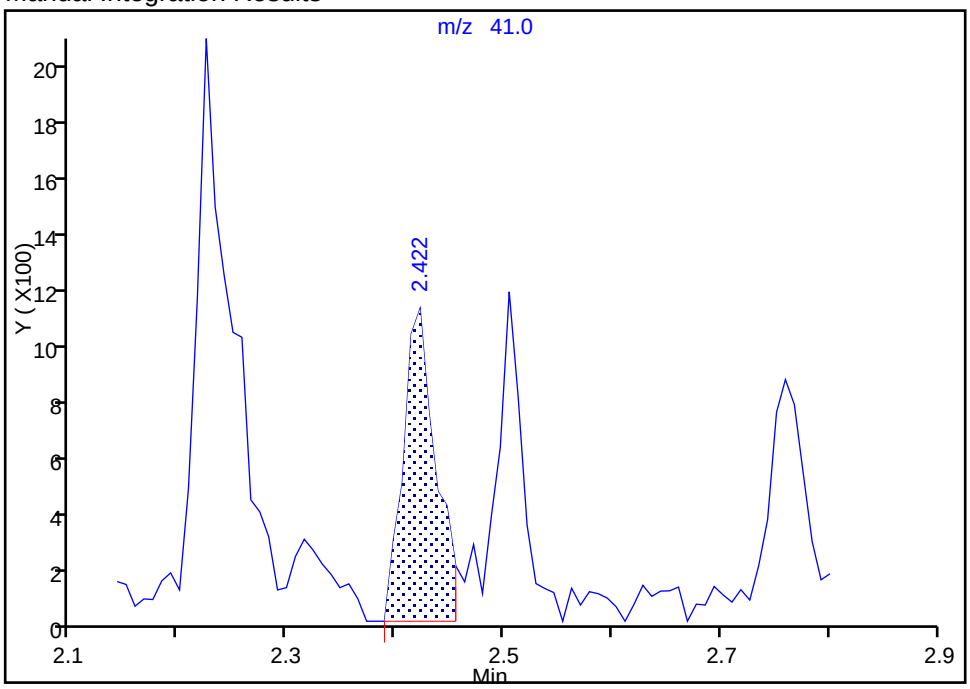

Reviewer: moroneyc, 06-Mar-2018 11:19:49
Audit Action: Assigned Compound ID Audit Reason: Assign Peak

Manual Integration/User Assign Peak Report

TestAmerica Edison

Data File: \\ChromNA\Edison\ChromData\CVOAMS5\20180306-68384.b\E81973.D
Injection Date: 06-Mar-2018 06:20:30 Instrument ID: CVOAMS5
Lims ID: STD1
Client ID:
Operator ID: ALS Bottle#: 3 Worklist Smp#: 4
Purge Vol: 5.000 mL Dil. Factor: 1.0000
Method: 8260W_5 Limit Group: VOA - 8260C DKQP Water and Solid
Column: Rtx-VMS (0.18 mm) Detector MS SCAN

68 n-Butanol, CAS: 71-36-3

Signal: 1

Processing Integration Results

RT: 4.53
Area: 320
Amount: 11.149340
Amount Units: ug/l

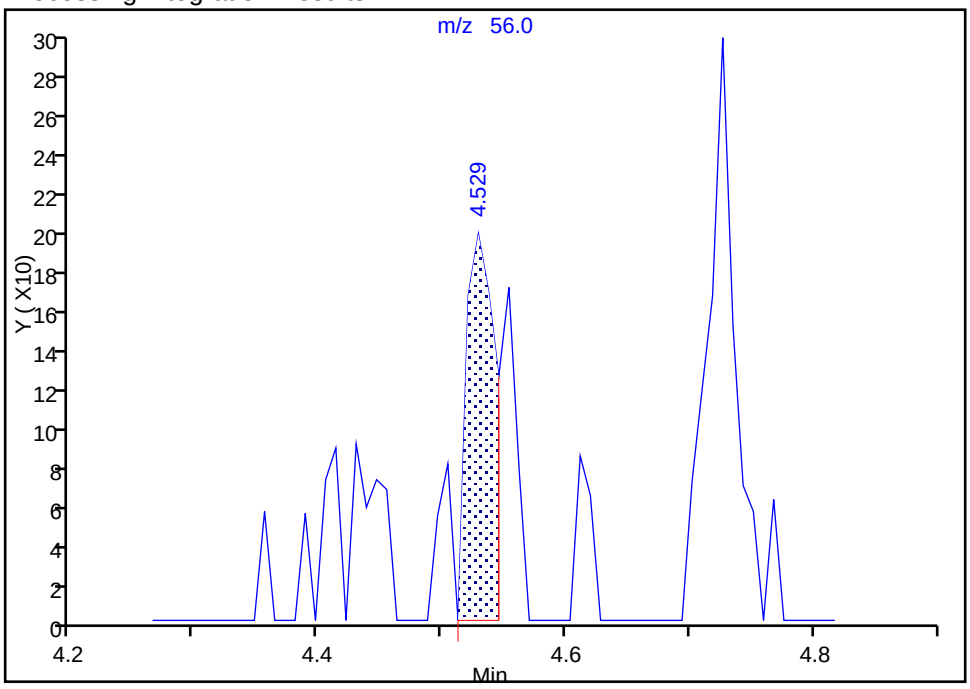

Manual Integration Results

RT: 4.53
Area: 440
Amount: 24.899972
Amount Units: ug/l

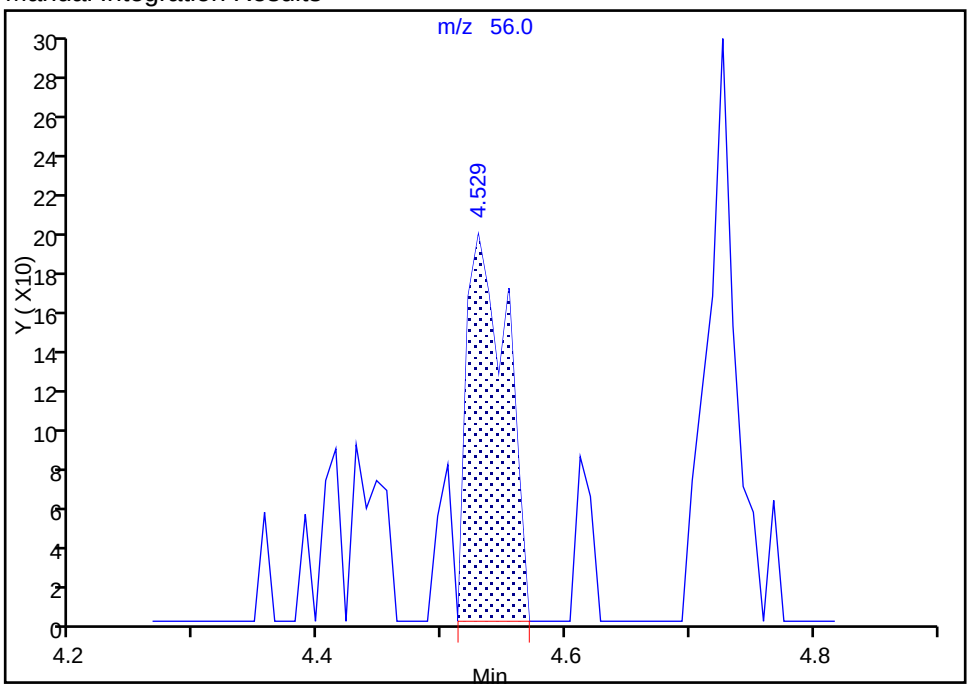

Reviewer: baronm, 11-Mar-2018 20:59:02
Audit Action: Manually Integrated Audit Reason: Incomplete Integration

Manual Integration/User Assign Peak Report

TestAmerica Edison

Data File: \\ChromNA\Edison\ChromData\CVOAMS5\20180306-68384.b\E81973.D
Injection Date: 06-Mar-2018 06:20:30 Instrument ID: CVOAMS5
Lims ID: STD1
Client ID:
Operator ID: ALS Bottle#: 3 Worklist Smp#: 4
Purge Vol: 5.000 mL Dil. Factor: 1.0000
Method: 8260W_5 Limit Group: VOA - 8260C DKQP Water and Solid
Column: Rtx-VMS (0.18 mm) Detector MS SCAN

74 1,4-Dioxane, CAS: 123-91-1

Signal: 1

Processing Integration Results

RT: 4.96
Area: 986
Amount: 59.813177
Amount Units: ug/l

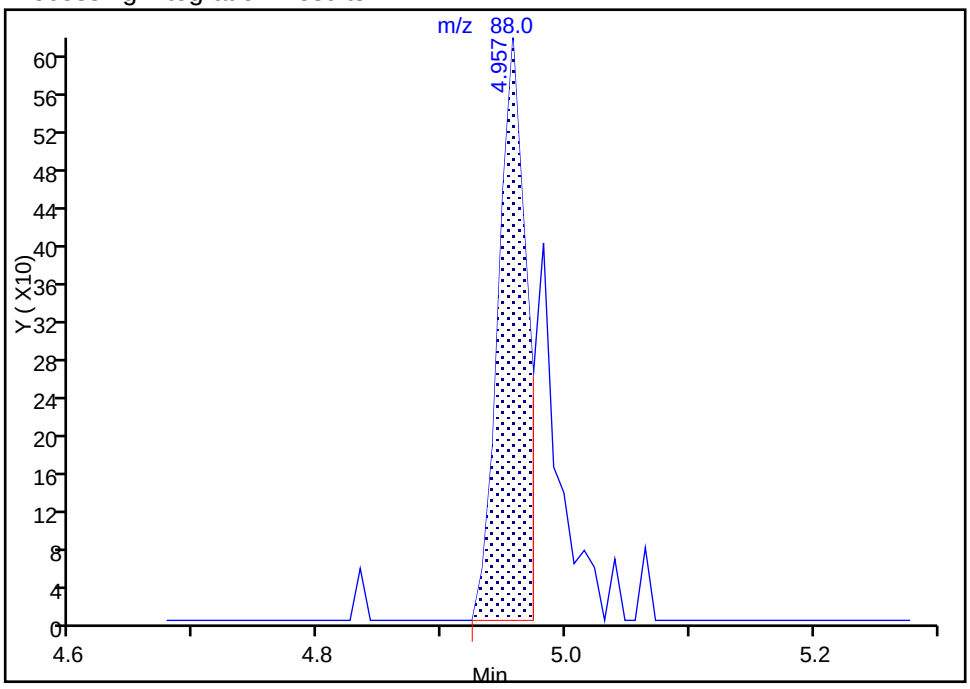

Manual Integration Results

RT: 4.96
Area: 1424
Amount: 51.260937
Amount Units: ug/l

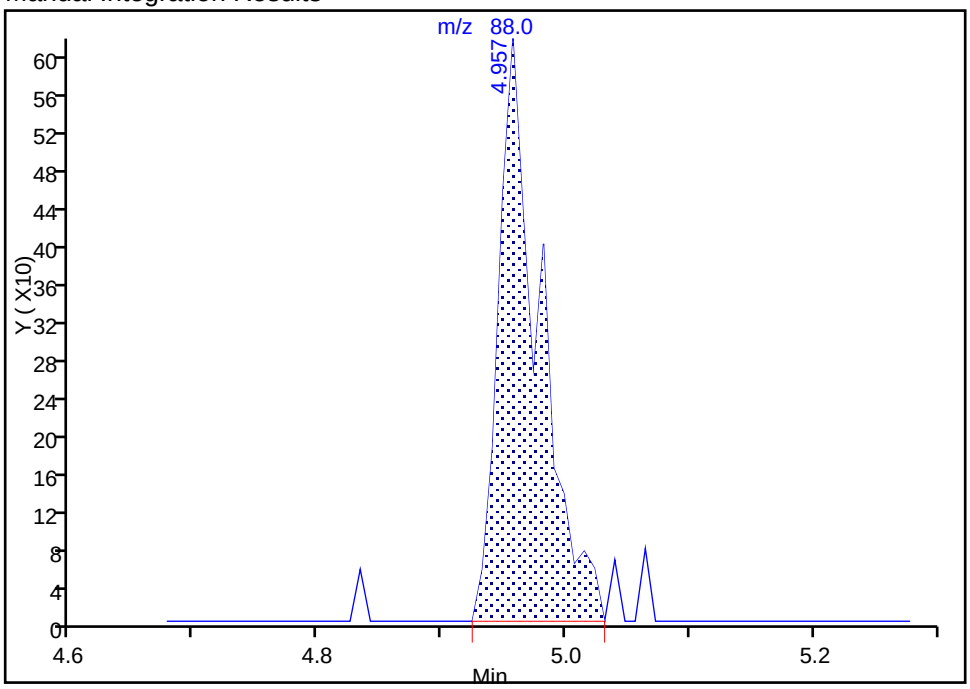

Reviewer: baronm, 11-Mar-2018 20:59:15
Audit Action: Manually Integrated Audit Reason: Incomplete Integration

Manual Integration/User Assign Peak Report

TestAmerica Edison

Data File: \\ChromNA\Edison\ChromData\CVOAMS5\20180306-68384.b\E81973.D
Injection Date: 06-Mar-2018 06:20:30 Instrument ID: CVOAMS5
Lims ID: STD1
Client ID:
Operator ID: ALS Bottle#: 3 Worklist Smp#: 4
Purge Vol: 5.000 mL Dil. Factor: 1.0000
Method: 8260W_5 Limit Group: VOA - 8260C DKQP Water and Solid
Column: Rtx-VMS (0.18 mm) Detector MS SCAN

102 Amyl acetate (mixed isomers), CAS: 628-63-7

Signal: 1

Processing Integration Results

RT: 9.34
Area: 229
Amount: 0.085051
Amount Units: ug/l

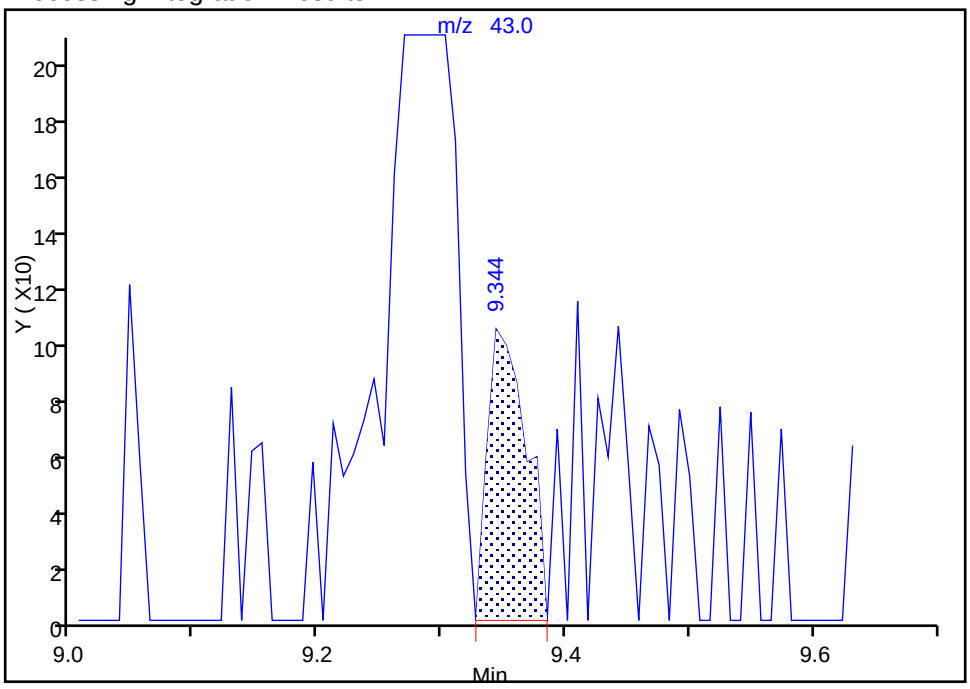

Manual Integration Results

RT: 9.28
Area: 1514
Amount: 0.562311
Amount Units: ug/l

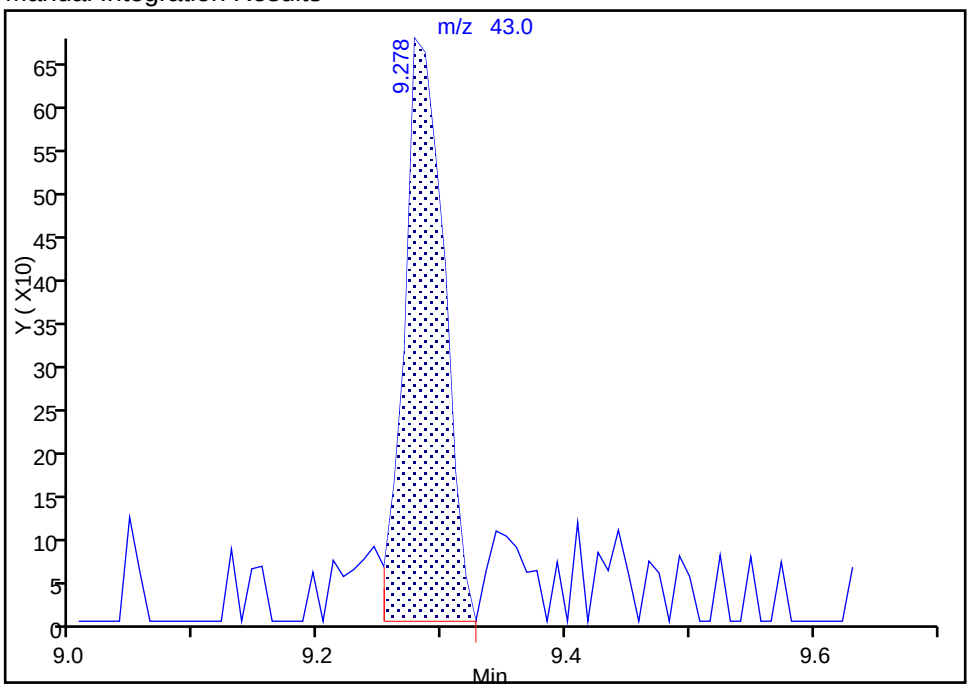

Reviewer: moroneyc, 06-Mar-2018 11:20:24
Audit Action: Assigned Compound ID Audit Reason: Assign Peak

Report Date: 11-Mar-2018 21:28:40 Chrom Revision: 2.2 08-Feb-2018 13:38:42

TestAmerica Edison
Target Compound Quantitation Report

Data File: \\ChromNA\Edison\ChromData\CVOAMS5\20180306-68384.b\E81974.D
Lims ID: STD5
Client ID:
Sample Type: IC Calib Level: 3
Inject. Date: 06-Mar-2018 06:47:30 ALS Bottle#: 4 Worklist Smp#: 5
Purge Vol: 5.000 mL Dil. Factor: 1.0000
Sample Info: STD5
Misc. Info.: 460-0068384-005
Operator ID: Instrument ID: CVOAMS5
Sublist: chrom-8260W_5*sub52

Method: \\ChromNA\Edison\ChromData\CVOAMS5\20180306-68384.b\8260W_5.m
Limit Group: VOA - 8260C DKQP Water and Solid
Last Update: 11-Mar-2018 21:28:37 Calib Date: 06-Mar-2018 08:33:30
Integrator: RTE ID Type: Deconvolution ID
Quant Method: Internal Standard Quant By: Initial Calibration
Last ICal File: \\ChromNA\Edison\ChromData\CVOAMS5\20180306-68384.b\E81978.D

Column 1 : Rtx-VMS (0.18 mm) Det: MS SCAN
Process Host: XAWRK026

First Level Reviewer: moroneyc Date: 06-Mar-2018 11:18:22

Compound	Sig	RT (min.)	Exp RT (min.)	Dlt RT (min.)	Q	Response	Cal Amt ug/l	OnCol Amt ug/l	Flags
1 Chlorotrifluoroethene	116	0.916	0.916	0.000	87	7587	5.00	4.91	
2 Dichlorodifluoromethane	85	0.925	0.924	0.001	98	18560	5.00	4.44	
3 Vinyl chloride	62	1.089	1.089	0.000	98	20177	5.00	4.65	
5 Chloromethane	50	1.089	1.089	0.000	97	23387	5.00	4.55	
4 Butadiene	54	1.089	1.089	0.000	93	14969	5.00	4.26	
6 Bromomethane	94	1.270	1.270	0.000	97	11677	5.00	5.06	
7 Chloroethane	64	1.344	1.344	0.000	97	14169	5.00	4.55	
8 Pentane	72	1.418	1.418	0.000	97	7257	10.0	11.4	
9 Trichlorofluoromethane	101	1.418	1.418	0.000	62	26927	5.00	4.32	
10 Dichlorofluoromethane	67	1.460	1.459	0.001	98	31511	5.00	5.08	
13 Ethyl ether	59	1.599	1.599	0.000	93	14293	5.00	5.49	
11 2-Methyl-1,3-butadiene	67	1.599	1.599	0.000	94	24224	5.00	5.11	
12 Ethanol	46	1.690	1.698	-0.008	75	2811	200.0	290.4	
14 1,1-Dichloroethene	96	1.715	1.714	0.001	92	21311	5.00	5.24	
15 1,2-Dichloro-1,1,2-trifluo	67	1.715	1.714	0.001	80	24615	5.00	5.75	
17 Carbon disulfide	76	1.731	1.731	0.000	100	69249	5.00	5.30	
16 1,1,2-Trichloro-1,2,2-trif	101	1.748	1.747	0.001	96	23167	5.00	5.69	
18 Iodomethane	142	1.805	1.805	0.000	97	13815	5.00	2.31	
19 Cyclopentene	67	1.896	1.895	0.001	96	45963	5.00	5.42	
20 Acrolein	56	1.920	1.920	0.000	90	5711	20.0	21.3	
21 3-Chloro-1-propene	76	2.011	2.011	0.000	91	12065	5.00	5.53	
22 Isopropyl alcohol	45	2.027	2.027	0.000	80	5943	50.0	57.5	
23 Methylene Chloride	84	2.077	2.077	0.000	84	25025	5.00	5.68	
24 Acetone	58	2.110	2.109	0.001	86	4131	25.0	25.4	
25 trans-1,2-Dichloroethene	96	2.175	2.175	0.000	93	15930	5.00	4.95	
26 Methyl acetate	74	2.192	2.192	0.000	100	6719	25.0	26.9	
27 Hexane	86	2.225	2.225	0.000	90	2720	5.00	5.30	
28 Methyl tert-butyl ether	73	2.250	2.249	0.001	87	28050	5.00	4.81	
* 29 TBA-d9 (IS)	65	2.266	2.266	0.000	93	83285	1000.0	1000.0	
30 2-Methyl-2-propanol	59	2.315	2.315	0.000	59	5051	50.0	53.7	

Compound	Sig	RT (min.)	Exp RT (min.)	Dlt RT (min.)	Q	Response	Cal Amt ug/l	OnCol Amt ug/l	Flags
31 Acetonitrile	41	2.422	2.422	0.000	100	11818	50.0	63.5	
32 Isopropyl ether	45	2.505	2.504	0.001	92	35661	5.00	4.72	
33 2-Chloro-1,3-butadiene	88	2.571	2.570	0.000	92	11551	5.00	4.45	
34 1,1-Dichloroethane	63	2.587	2.587	0.000	100	25373	5.00	5.07	
35 Acrylonitrile	53	2.628	2.628	0.000	93	29616	50.0	46.9	
36 Tert-butyl ethyl ether	59	2.760	2.760	0.000	91	27722	5.00	4.35	
37 Vinyl acetate	86	2.776	2.776	0.000	98	3397	10.0	10.8	
38 cis-1,2-Dichloroethene	96	2.974	2.974	0.000	97	16053	5.00	4.94	
39 2,2-Dichloropropane	77	3.056	3.056	0.000	91	15883	5.00	4.64	
40 Cyclohexane	56	3.114	3.113	0.001	89	18101	5.00	4.46	
41 Chlorobromomethane	128	3.114	3.122	-0.008	89	7753	5.00	4.90	
42 Chloroform	83	3.180	3.179	0.001	97	26356	5.00	5.28	
43 Carbon tetrachloride	117	3.278	3.278	0.000	98	18040	5.00	4.78	
45 Ethyl acetate	70	3.295	3.295	0.001	97	1891	10.0	10.0	
44 Methyl acrylate	55	3.295	3.295	0.001	57	6409	5.00	4.59	
46 Tetrahydrofuran	42	3.303	3.303	0.000	86	5842	10.0	9.55	
$ 47 Dibromofluoromethane (Surr	113	3.328	3.327	0.001	96	127399	50.0	47.9	
48 1,1,1-Trichloroethane	97	3.336	3.336	0.000	98	22126	5.00	5.00	
* 49 2-Butanone-d5	46	3.393	3.393	0.000	99	136138	250.0	250.0	
51 1,1-Dichloropropene	75	3.435	3.434	0.001	94	20353	5.00	5.09	
50 2-Butanone (MEK)	72	3.435	3.434	0.001	85	5339	25.0	24.4	
52 Isooctane	57	3.533	3.533	0.000	98	20801	5.00	4.80	
53 n-Heptane	57	3.624	3.624	0.000	84	5194	5.00	4.75	
54 Benzene	78	3.640	3.640	0.000	96	58619	5.00	5.34	
55 Propionitrile	54	3.682	3.681	0.001	97	11431	50.0	56.8	
56 Methacrylonitrile	67	3.698	3.698	0.000	93	37691	50.0	48.4	
58 Tert-amyl methyl ether	73	3.756	3.755	0.001	92	26347	5.00	4.53	
$ 57 1,2-Dichloroethane-d4 (Sur	65	3.764	3.764	0.000	97	128592	50.0	49.1	
59 1,2-Dichloroethane	62	3.821	3.821	0.000	98	18219	5.00	5.35	
60 Isobutyl alcohol	43	3.871	3.871	0.000	94	4802	125.0	110.8	
63 t-Amyl alcohol	59	3.953	3.953	0.000	83	3065	NC	NC	
* 61 Fluorobenzene	96	4.011	4.010	0.001	99	502974	50.0	50.0	
62 Isopropyl acetate	43	4.077	4.076	0.001	96	12530	5.00	4.41	
64 Methylcyclohexane	83	4.142	4.142	0.000	95	17261	5.00	4.48	
65 Trichloroethene	95	4.159	4.159	0.000	97	16008	5.00	4.85	
66 2-ethoxy-2-methyl butane	59	4.414	4.414	0.000	89	19373	NC	NC	
68 n-Butanol	56	4.537	4.537	0.000	80	2973	125.0	129.8	
67 Dibromomethane	93	4.554	4.554	0.000	96	7933	5.00	5.08	
69 1,2-Dichloropropane	63	4.661	4.661	0.000	86	13092	5.00	4.92	
71 Ethyl acrylate	55	4.727	4.726	0.001	94	7779	5.00	4.73	
70 Dichlorobromomethane	83	4.735	4.735	0.000	98	16282	5.00	4.80	
* 72 1,4-Dioxane-d8	96	4.932	4.932	0.000	96	14785	1000.0	1000.0	
73 Methyl methacrylate	100	4.932	4.932	0.000	90	4140	10.0	9.63	
74 1,4-Dioxane	88	4.957	4.957	0.000	77	2137	100.0	93.7	
75 n-Propyl acetate	43	5.097	5.097	0.000	98	8885	5.00	4.39	
76 2-Chloroethyl vinyl ether	63	5.377	5.377	0.000	93	4429	5.00	4.51	
77 cis-1,3-Dichloropropene	75	5.410	5.410	0.000	94	16679	5.00	4.62	
$ 78 Toluene-d8 (Surr)	98	5.616	5.615	0.001	99	515155	50.0	51.7	
79 Toluene	91	5.673	5.673	0.000	93	63123	5.00	5.22	
80 Epichlorohydrin	57	5.706	5.706	0.000	97	9692	100.0	88.8	
81 2-Nitropropane	41	5.953	5.953	0.000	93	2800	10.0	8.52	
82 Tetrachloroethene	166	6.109	6.109	0.000	95	15849	5.00	4.99	

Compound	Sig	RT (min.)	Exp RT (min.)	Dlt RT (min.)	Q	Response	Cal Amt ug/l	OnCol Amt ug/l	Flags
83 4-Methyl-2-pentanone (MIBK	43	6.167	6.158	0.009	97	29592	25.0	22.1	
84 trans-1,3-Dichloropropene	75	6.183	6.183	0.000	98	14798	5.00	4.68	
85 1,1,2-Trichloroethane	83	6.364	6.372	-0.008	91	8890	5.00	5.23	
86 Ethyl methacrylate	69	6.447	6.446	0.001	91	7510	5.00	4.44	
87 Chlorodibromomethane	129	6.570	6.570	0.000	97	10304	5.00	4.76	
88 1,3-Dichloropropane	76	6.702	6.702	0.000	93	17969	5.00	5.20	
89 Ethylene Dibromide	107	6.833	6.833	0.000	99	9824	5.00	5.09	
90 n-Butyl acetate	43	7.171	7.171	0.000	95	6965	5.00	2.96	
91 2-Hexanone	43	7.245	7.245	0.000	97	18203	25.0	22.4	
* 92 Chlorobenzene-d5	117	7.541	7.541	0.000	85	411546	50.0	50.0	
93 Chlorobenzene	112	7.558	7.558	0.000	96	45188	5.00	5.22	
94 Ethylbenzene	106	7.640	7.640	0.000	98	22065	5.00	4.91	
95 1,1,1,2-Tetrachloroethane	131	7.673	7.673	0.000	93	13346	5.00	4.87	
96 m-Xylene & p-Xylene	106	7.862	7.862	0.000	96	22750	5.00	4.55	
97 o-Xylene	106	8.463	8.463	0.000	95	20757	5.00	4.40	
98 Bromoform	173	8.521	8.529	-0.008	91	4710	5.00	4.38	
99 Styrene	104	8.545	8.545	0.000	95	33389	5.00	4.59	
100 n-Butyl acrylate	73	8.866	8.866	0.000	96	3490	5.00	2.61	
101 Isopropylbenzene	105	8.957	8.948	0.009	96	54626	5.00	4.59	
102 Amyl acetate (mixed isomer	43	9.286	9.286	0.000	94	8390	5.00	3.00	
$ 103 4-Bromofluorobenzene	174	9.335	9.335	0.000	91	146047	50.0	49.6	
104 Bromobenzene	156	9.451	9.450	0.001	94	16863	5.00	5.07	
105 N-Propylbenzene	91	9.590	9.598	-0.008	99	63066	5.00	4.96	
106 1,1,2,2-Tetrachloroethane	83	9.739	9.738	0.001	96	11052	5.00	5.34	
107 2-Chlorotoluene	91	9.780	9.780	0.000	97	48567	5.00	5.00	
108 4-Ethyltoluene	105	9.788	9.788	0.000	99	55619	5.00	4.78	
109 1,2,3-Trichloropropane	110	9.895	9.887	0.009	94	3864	5.00	5.87	
110 1,3,5-Trimethylbenzene	105	9.944	9.944	0.000	93	42559	5.00	4.70	
111 trans-1,4-Dichloro-2-buten	53	10.002	10.010	-0.008	45	2614	5.00	5.08	
112 4-Chlorotoluene	91	10.051	10.051	0.000	97	42951	5.00	5.02	
113 tert-Butylbenzene	119	10.422	10.421	0.001	98	34864	5.00	4.59	
115 Butyl Methacrylate	87	10.537	10.537	0.000	95	7145	5.00	2.34	
114 1,2,4-Trimethylbenzene	105	10.553	10.553	0.000	97	46295	5.00	4.71	
116 sec-Butylbenzene	105	10.718	10.718	0.000	99	48531	5.00	4.72	
117 1,3-Dichlorobenzene	146	10.981	10.981	0.000	97	32567	5.00	4.86	
118 4-Isopropyltoluene	119	10.998	10.998	0.000	97	40358	5.00	4.35	
* 119 1,4-Dichlorobenzene-d4	152	11.113	11.121	-0.008	95	224457	50.0	50.0	
120 1,4-Dichlorobenzene	146	11.138	11.137	0.001	94	35554	5.00	5.20	
121 1,2,3-Trimethylbenzene	105	11.228	11.228	0.000	0	44534	NC	NC	
122 2,3-Dihydroindene	117	11.376	11.376	0.000	93	49560	5.00	4.80	
123 Benzyl chloride	126	11.508	11.508	0.000	87	2412	5.00	2.98	
124 p-Diethylbenzene	119	11.508	11.508	0.000	86	20672	5.00	4.24	
125 n-Butylbenzene	92	11.574	11.574	0.000	98	18639	5.00	4.73	
126 1,2-Dichlorobenzene	146	11.656	11.664	-0.008	96	30560	5.00	5.06	
127 1,2,4,5-Tetramethylbenzene	119	12.298	12.298	0.000	98	29732	5.00	4.11	
128 1,2-Dibromo-3-Chloropropan	157	12.413	12.413	0.000	90	1840	5.00	5.36	
129 1,3,5-Trichlorobenzene	180	12.438	12.438	0.000	98	17157	5.00	4.64	
130 1,2,4-Trichlorobenzene	180	12.899	12.899	0.000	93	14400	5.00	4.83	
131 Hexachlorobutadiene	225	12.899	12.899	0.000	64	4499	5.00	4.96	
132 Naphthalene	128	13.105	13.104	0.001	99	24600	5.00	4.44	
133 1,2,3-Trichlorobenzene	180	13.220	13.220	0.000	96	12667	5.00	4.66	
S 134 1,2-Dichloroethene, Total	100				0		10.0	9.89	

Compound	Sig	RT (min.)	Exp RT (min.)	Dlt RT (min.)	Q	Response	Cal Amt ug/l	OnCol Amt ug/l	Flags
S 135 1,3-Dichloropropene, Total	100				0		5.00	9.30	
S 136 Xylenes, Total	100				0		10.0	8.94	
S 137 Total BTEX	1				0		25.0	24.4	

QC Flag Legend

Processing Flags

NC - Not Calibrated

Reagents:

GAS Hi_00243	Amount Added:	1.00	Units: uL	
MIX 2 Hi_00068	Amount Added:	1.00	Units: uL	
MIX I Hi_00087	Amount Added:	1.00	Units: uL	
Ethanol mix_00012	Amount Added:	1.00	Units: uL	
ACROLEIN W_00074	Amount Added:	4.00	Units: uL	
8260SURR250_00169	Amount Added:	1.00	Units: uL	Run Reagent
8260ISNEW_00119	Amount Added:	1.00	Units: uL	Run Reagent

Report Date: 11-Mar-2018 21:28:40 Chrom Revision: 2.2 08-Feb-2018 13:38:42

TestAmerica Edison

Data File: \\ChromNA\Edison\ChromData\CVOAMS5\20180306-68384.b\E81974.D

Injection Date: 06-Mar-2018 06:47:30 Instrument ID: CVOAMS5 Operator ID:

Lims ID: STD5 Worklist Smp#: 5

Client ID:

Purge Vol: 5.000 mL Dil. Factor: 1.0000 ALS Bottle#: 4

Method: 8260W_5 Limit Group: VOA - 8260C DKQP Water and Solid

Column: Rtx-VMS (0.18 mm)

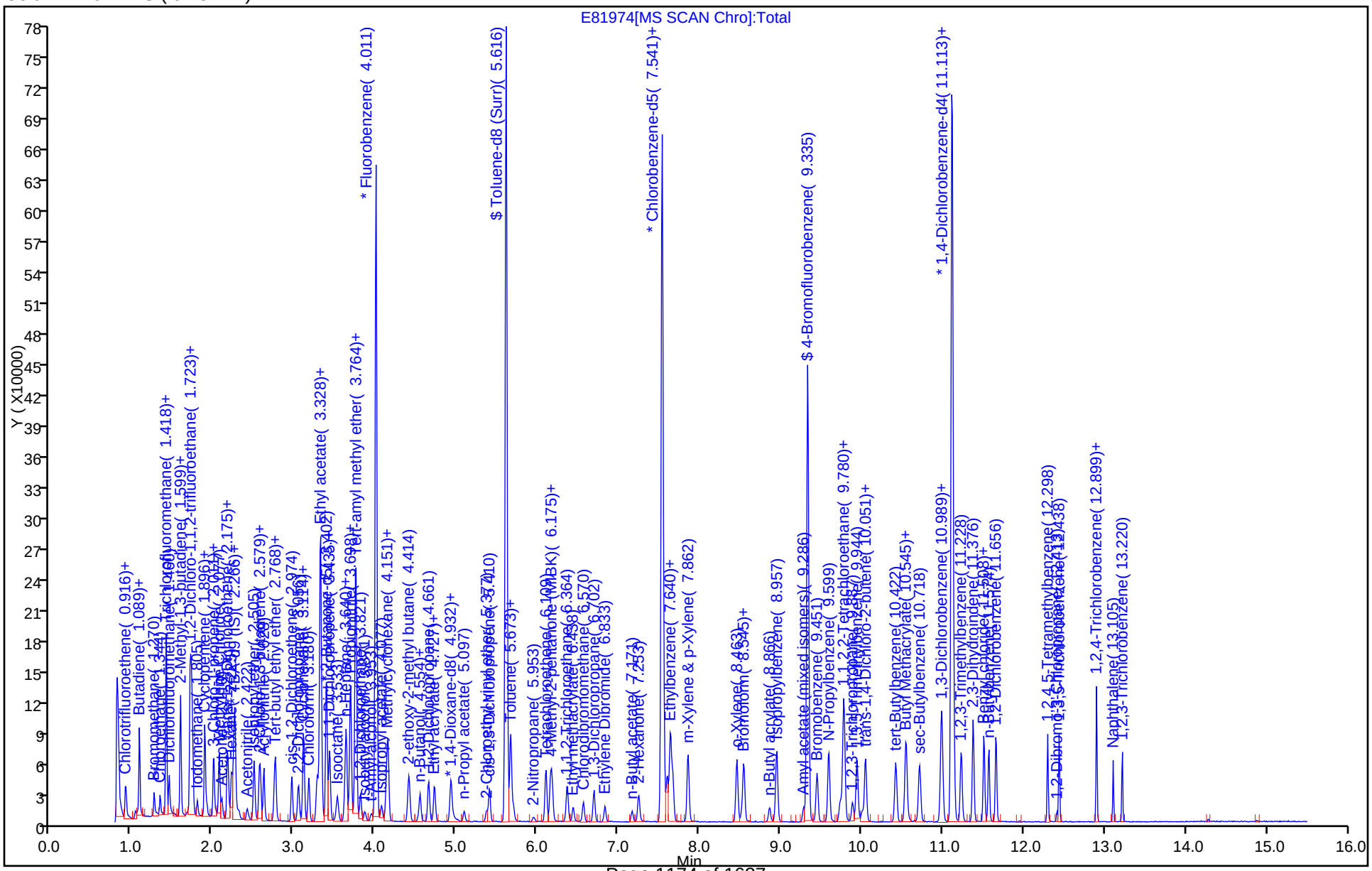

TestAmerica Edison
Target Compound Quantitation Report

Data File: \\ChromNA\Edison\ChromData\CVOAMS5\20180306-68384.b\E81975.D
Lims ID: STD20
Client ID:
Sample Type: ICIS Calib Level: 4
Inject. Date: 06-Mar-2018 07:13:30 ALS Bottle#: 5 Worklist Smp#: 6
Purge Vol: 5.000 mL Dil. Factor: 1.0000
Sample Info: STD20
Misc. Info.: 460-0068384-006
Operator ID: Instrument ID: CVOAMS5
Sublist: chrom-8260W_5*sub52

Method: \\ChromNA\Edison\ChromData\CVOAMS5\20180306-68384.b\8260W_5.m
Limit Group: VOA - 8260C DKQP Water and Solid
Last Update: 11-Mar-2018 21:28:41 Calib Date: 06-Mar-2018 08:33:30
Integrator: RTE ID Type: Deconvolution ID
Quant Method: Internal Standard Quant By: Initial Calibration
Last ICal File: \\ChromNA\Edison\ChromData\CVOAMS5\20180306-68384.b\E81978.D

Column 1 : Rtx-VMS (0.18 mm) Det: MS SCAN
Process Host: XAWRK026

First Level Reviewer: moroneyc Date: 06-Mar-2018 11:13:59

Compound	Sig	RT (min.)	Exp RT (min.)	Dlt RT (min.)	Q	Response	Cal Amt ug/l	OnCol Amt ug/l	Flags
1 Chlorotrifluoroethene	116	0.916	0.916	0.000	87	32587	20.0	19.6	
2 Dichlorodifluoromethane	85	0.924	0.924	0.000	99	83887	20.0	19.1	
4 Butadiene	54	1.089	1.089	0.000	95	70195	20.0	19.0	
5 Chloromethane	50	1.089	1.089	0.000	99	101482	20.0	18.8	
3 Vinyl chloride	62	1.089	1.089	0.000	98	87550	20.0	19.2	
6 Bromomethane	94	1.270	1.270	0.000	99	49003	20.0	19.5	
7 Chloroethane	64	1.344	1.344	0.000	98	57159	20.0	20.6	
9 Trichlorofluoromethane	101	1.418	1.418	0.000	71	125437	20.0	19.1	
8 Pentane	72	1.418	1.418	0.000	96	27256	40.0	39.9	
10 Dichlorofluoromethane	67	1.459	1.459	0.000	99	128812	20.0	19.7	
11 2-Methyl-1,3-butadiene	67	1.599	1.599	0.000	95	97205	20.0	19.5	
13 Ethyl ether	59	1.599	1.599	0.000	92	53732	20.0	19.6	
12 Ethanol	46	1.698	1.698	0.000	98	9908	800.0	948.4	
15 1,2-Dichloro-1,1,2-trifluo	67	1.714	1.714	0.000	82	90425	20.0	20.1	
14 1,1-Dichloroethene	96	1.714	1.714	0.000	92	81574	20.0	19.1	
17 Carbon disulfide	76	1.731	1.731	0.000	98	246049	20.0	19.3	
16 1,1,2-Trichloro-1,2,2-trif	101	1.747	1.747	0.000	94	85970	20.0	20.1	
18 Iodomethane	142	1.805	1.805	0.000	99	72039	20.0	11.5	
19 Cyclopentene	67	1.895	1.895	0.000	95	177201	20.0	19.9	
20 Acrolein	56	1.920	1.920	0.000	93	10925	40.0	38.8	
21 3-Chloro-1-propene	76	2.011	2.011	0.000	91	44144	20.0	19.2	
22 Isopropyl alcohol	45	2.027	2.027	0.000	98	20433	200.0	195.1	
23 Methylene Chloride	84	2.077	2.077	0.000	87	82429	20.0	19.2	
24 Acetone	58	2.109	2.109	0.000	86	15366	100.0	87.8	
25 trans-1,2-Dichloroethene	96	2.175	2.175	0.000	94	58470	20.0	17.3	
26 Methyl acetate	74	2.192	2.192	0.000	99	27050	100.0	99.4	
27 Hexane	86	2.225	2.225	0.000	91	11294	20.0	20.2	
28 Methyl tert-butyl ether	73	2.249	2.249	0.000	92	109879	20.0	17.9	
* 29 TBA-d9 (IS)	65	2.266	2.266	0.000	95	90806	1000.0	1000.0	
30 2-Methyl-2-propanol	59	2.315	2.315	0.000	94	19554	200.0	190.7	

Compound	Sig	RT (min.)	Exp RT (min.)	Dlt RT (min.)	Q	Response	Cal Amt ug/l	OnCol Amt ug/l	Flags
31 Acetonitrile	41	2.422	2.422	0.000	99	41320	200.0	203.5	
32 Isopropyl ether	45	2.504	2.504	0.000	94	144983	20.0	18.2	
33 2-Chloro-1,3-butadiene	88	2.570	2.570	0.000	92	48056	20.0	17.6	
34 1,1-Dichloroethane	63	2.587	2.587	0.000	100	99720	20.0	18.9	
35 Acrylonitrile	53	2.628	2.628	0.000	93	118761	200.0	178.7	
36 Tert-butyl ethyl ether	59	2.760	2.760	0.000	89	120367	20.0	18.0	
37 Vinyl acetate	86	2.776	2.776	0.000	99	12897	40.0	36.8	
38 cis-1,2-Dichloroethene	96	2.974	2.974	0.000	99	61525	20.0	18.0	
39 2,2-Dichloropropane	77	3.056	3.056	0.000	95	65306	20.0	18.1	
40 Cyclohexane	56	3.113	3.113	0.000	91	80170	20.0	18.8	
41 Chlorobromomethane	128	3.122	3.122	0.000	88	29753	20.0	17.9	
42 Chloroform	83	3.179	3.179	0.000	98	97852	20.0	18.6	
43 Carbon tetrachloride	117	3.278	3.278	0.000	98	69293	20.0	17.4	
44 Methyl acrylate	55	3.295	3.295	0.000	57	26173	20.0	17.8	
45 Ethyl acetate	70	3.295	3.295	0.000	99	6994	40.0	34.3	
46 Tetrahydrofuran	42	3.303	3.303	0.000	95	24284	40.0	36.9	
$ 47 Dibromofluoromethane (Surr	113	3.327	3.327	0.000	96	133986	50.0	47.9	
48 1,1,1-Trichloroethane	97	3.336	3.336	0.000	97	86088	20.0	18.5	
* 49 2-Butanone-d5	46	3.393	3.393	0.000	99	146590	250.0	250.0	
50 2-Butanone (MEK)	72	3.434	3.434	0.000	88	21168	100.0	90.0	
51 1,1-Dichloropropene	75	3.434	3.434	0.000	95	76061	20.0	18.1	
52 Isooctane	57	3.533	3.533	0.000	97	84367	20.0	18.5	
53 n-Heptane	57	3.624	3.624	0.000	90	20548	20.0	17.9	
54 Benzene	78	3.640	3.640	0.000	96	231966	20.0	20.0	
55 Propionitrile	54	3.681	3.681	0.000	93	44318	200.0	201.9	
56 Methacrylonitrile	67	3.698	3.698	0.000	93	150988	200.0	184.2	
58 Tert-amyl methyl ether	73	3.755	3.755	0.000	94	106550	20.0	17.4	
$ 57 1,2-Dichloroethane-d4 (Sur	65	3.764	3.764	0.000	97	137547	50.0	49.9	
59 1,2-Dichloroethane	62	3.821	3.821	0.000	97	66787	20.0	18.6	
60 Isobutyl alcohol	43	3.871	3.871	0.000	96	20764	500.0	439.4	
63 t-Amyl alcohol	59	3.953	3.953	0.000	85	12788	NC	NC	
* 61 Fluorobenzene	96	4.010	4.010	0.000	99	529253	50.0	50.0	
62 Isopropyl acetate	43	4.076	4.076	0.000	97	50620	20.0	16.9	
64 Methylcyclohexane	83	4.142	4.142	0.000	95	73947	20.0	18.2	
65 Trichloroethene	95	4.159	4.159	0.000	96	61473	20.0	17.7	
66 2-ethoxy-2-methyl butane	59	4.414	4.414	0.000	91	84089	NC	NC	
68 n-Butanol	56	4.537	4.537	0.000	95	12223	500.0	465.1	
67 Dibromomethane	93	4.554	4.554	0.000	97	29847	20.0	18.2	
69 1,2-Dichloropropane	63	4.661	4.661	0.000	87	52015	20.0	18.6	
71 Ethyl acrylate	55	4.726	4.726	0.000	98	32793	20.0	18.2	
70 Dichlorobromomethane	83	4.735	4.735	0.000	99	65195	20.0	18.3	
73 Methyl methacrylate	100	4.932	4.932	0.000	90	17753	40.0	37.1	
* 72 1,4-Dioxane-d8	96	4.932	4.932	0.000	43	16242	1000.0	1000.0	
74 1,4-Dioxane	88	4.957	4.957	0.000	89	8270	400.0	422.0	
75 n-Propyl acetate	43	5.097	5.097	0.000	97	35767	20.0	16.8	
76 2-Chloroethyl vinyl ether	63	5.377	5.377	0.000	97	20926	20.0	18.8	
77 cis-1,3-Dichloropropene	75	5.410	5.410	0.000	94	72811	20.0	19.1	
$ 78 Toluene-d8 (Surr)	98	5.615	5.615	0.000	99	541620	50.0	51.3	
79 Toluene	91	5.673	5.673	0.000	93	248978	20.0	19.4	
80 Epichlorohydrin	57	5.706	5.706	0.000	99	41704	400.0	354.9	
81 2-Nitropropane	41	5.953	5.953	0.000	96	12786	40.0	41.8	
82 Tetrachloroethene	166	6.109	6.109	0.000	96	60430	20.0	18.0	

Compound	Sig	RT (min.)	Exp RT (min.)	Dlt RT (min.)	Q	Response	Cal Amt ug/l	OnCol Amt ug/l	Flags
83 4-Methyl-2-pentanone (MIBK	43	6.158	6.158	0.000	98	138460	100.0	96.0	
84 trans-1,3-Dichloropropene	75	6.183	6.183	0.000	98	62584	20.0	18.7	
85 1,1,2-Trichloroethane	83	6.372	6.372	0.000	93	34335	20.0	19.1	
86 Ethyl methacrylate	69	6.446	6.446	0.000	89	35803	20.0	18.8	
87 Chlorodibromomethane	129	6.570	6.570	0.000	97	41369	20.0	18.0	
88 1,3-Dichloropropane	76	6.702	6.702	0.000	94	70222	20.0	19.2	
89 Ethylene Dibromide	107	6.833	6.833	0.000	100	37498	20.0	18.3	
90 n-Butyl acetate	43	7.171	7.171	0.000	97	34040	20.0	13.7	
91 2-Hexanone	43	7.245	7.245	0.000	97	89295	100.0	95.7	
* 92 Chlorobenzene-d5	117	7.541	7.541	0.000	85	435583	50.0	50.0	
93 Chlorobenzene	112	7.558	7.558	0.000	98	175006	20.0	19.1	
94 Ethylbenzene	106	7.640	7.640	0.000	97	90124	20.0	19.0	
95 1,1,1,2-Tetrachloroethane	131	7.673	7.673	0.000	92	52364	20.0	18.1	
96 m-Xylene & p-Xylene	106	7.862	7.862	0.000	95	103374	20.0	19.5	
97 o-Xylene	106	8.463	8.463	0.000	95	95268	20.0	19.1	
98 Bromoform	173	8.529	8.529	0.000	93	19632	20.0	16.6	
99 Styrene	104	8.545	8.545	0.000	98	161167	20.0	19.5	
100 n-Butyl acrylate	73	8.866	8.866	0.000	97	17306	20.0	12.2	
101 Isopropylbenzene	105	8.948	8.948	0.000	95	256522	20.0	20.4	
102 Amyl acetate (mixed isomer	43	9.286	9.286	0.000	94	41507	20.0	13.5	
$ 103 4-Bromofluorobenzene	174	9.335	9.335	0.000	90	158412	50.0	50.9	
104 Bromobenzene	156	9.450	9.450	0.000	94	67893	20.0	18.6	
105 N-Propylbenzene	91	9.598	9.598	0.000	99	280847	20.0	20.1	
106 1,1,2,2-Tetrachloroethane	83	9.738	9.738	0.000	97	43687	20.0	19.2	
107 2-Chlorotoluene	91	9.780	9.780	0.000	96	208211	20.0	19.5	
108 4-Ethyltoluene	105	9.788	9.788	0.000	99	256532	20.0	20.1	
109 1,2,3-Trichloropropane	110	9.887	9.887	0.000	96	13938	20.0	19.3	
110 1,3,5-Trimethylbenzene	105	9.944	9.944	0.000	94	200168	20.0	20.2	
111 trans-1,4-Dichloro-2-buten	53	10.010	10.010	0.000	63	10856	20.0	19.2	
112 4-Chlorotoluene	91	10.051	10.051	0.000	97	189160	20.0	20.1	
113 tert-Butylbenzene	119	10.421	10.421	0.000	96	165895	20.0	19.9	
115 Butyl Methacrylate	87	10.537	10.537	0.000	94	39316	20.0	11.7	
114 1,2,4-Trimethylbenzene	105	10.553	10.553	0.000	97	213171	20.0	19.8	
116 sec-Butylbenzene	105	10.718	10.718	0.000	99	231091	20.0	20.5	
117 1,3-Dichlorobenzene	146	10.981	10.981	0.000	97	136270	20.0	18.5	
118 4-Isopropyltoluene	119	10.998	10.998	0.000	98	201232	20.0	19.7	
* 119 1,4-Dichlorobenzene-d4	152	11.121	11.121	0.000	94	246318	50.0	50.0	
120 1,4-Dichlorobenzene	146	11.137	11.137	0.000	96	141672	20.0	18.9	
121 1,2,3-Trimethylbenzene	105	11.228	11.228	0.000	0	213038	NC	NC	
122 2,3-Dihydroindene	117	11.376	11.376	0.000	94	230834	20.0	20.4	
124 p-Diethylbenzene	119	11.508	11.508	0.000	88	101920	20.0	19.1	
123 Benzyl chloride	126	11.508	11.508	0.000	86	10933	20.0	12.3	
125 n-Butylbenzene	92	11.574	11.574	0.000	98	85208	20.0	19.7	
126 1,2-Dichlorobenzene	146	11.664	11.664	0.000	98	126195	20.0	19.1	
127 1,2,4,5-Tetramethylbenzene	119	12.298	12.298	0.000	97	160936	20.0	20.3	
128 1,2-Dibromo-3-Chloropropan	157	12.413	12.413	0.000	90	6767	20.0	18.0	
129 1,3,5-Trichlorobenzene	180	12.438	12.438	0.000	98	71894	20.0	17.7	
131 Hexachlorobutadiene	225	12.899	12.899	0.000	62	18291	20.0	18.1	
130 1,2,4-Trichlorobenzene	180	12.899	12.899	0.000	95	63286	20.0	18.6	
132 Naphthalene	128	13.104	13.104	0.000	99	119990	20.0	19.7	
133 1,2,3-Trichlorobenzene	180	13.220	13.220	0.000	96	52584	20.0	17.6	
S 134 1,2-Dichloroethene, Total	100				0		40.0	35.3	

Compound	Sig	RT (min.)	Exp RT (min.)	Dlt RT (min.)	Q	Response	Cal Amt ug/l	OnCol Amt ug/l	Flags
S 135 1,3-Dichloropropene, Total	100				0		20.0	37.8	
S 136 Xylenes, Total	100				0		40.0	38.6	
S 137 Total BTEX	1				0		100.0	96.9	

QC Flag Legend

Processing Flags

NC - Not Calibrated

Reagents:

GAS Hi_00243	Amount Added:	2.00	Units: uL		
MIX 2 Hi_00068	Amount Added:	2.00	Units: uL		
MIX I Hi_00087	Amount Added:	2.00	Units: uL		
Ethanol mix_00012	Amount Added:	2.00	Units: uL		
ACROLEIN W_00074	Amount Added:	4.00	Units: uL		
8260SURR250_00169	Amount Added:	1.00	Units: uL	Run Reagent	
8260ISNEW_00119	Amount Added:	1.00	Units: uL	Run Reagent	

Report Date: 11-Mar-2018 21:28:46 Chrom Revision: 2.2 08-Feb-2018 13:38:42

TestAmerica Edison

Data File: \\ChromNA\Edison\ChromData\CVOAMS5\20180306-68384.b\E81975.D

Injection Date: 06-Mar-2018 07:13:30 Instrument ID: CVOAMS5 Operator ID:

Lims ID: STD20 Worklist Smp#: 6

Client ID:

Purge Vol: 5.000 mL Dil. Factor: 1.0000 ALS Bottle#: 5

Method: 8260W_5 Limit Group: VOA - 8260C DKQP Water and Solid

Column: Rtx-VMS (0.18 mm)

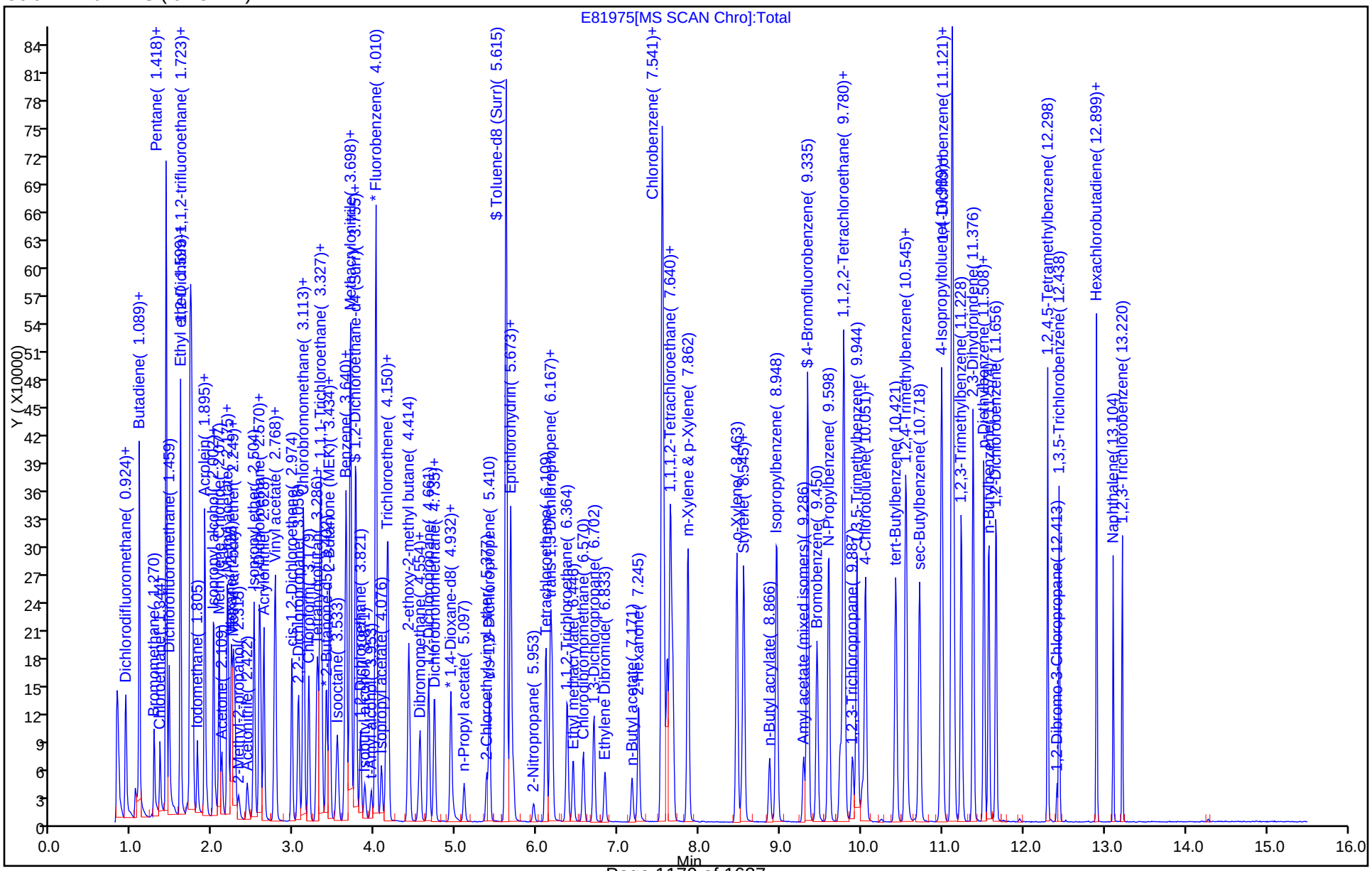

Report Date: 11-Mar-2018 21:28:52 Chrom Revision: 2.2 08-Feb-2018 13:38:42

TestAmerica Edison
Target Compound Quantitation Report

Data File: \\ChromNA\Edison\ChromData\CVOAMS5\20180306-68384.b\E81976.D
Lims ID: STD50
Client ID:
Sample Type: IC Calib Level: 5
Inject. Date: 06-Mar-2018 07:40:30 ALS Bottle#: 6 Worklist Smp#: 7
Purge Vol: 5.000 mL Dil. Factor: 1.0000
Sample Info: STD50
Misc. Info.: 460-0068384-007
Operator ID: Instrument ID: CVOAMS5
Sublist: chrom-8260W_5*sub52

Method: \\ChromNA\Edison\ChromData\CVOAMS5\20180306-68384.b\8260W_5.m
Limit Group: VOA - 8260C DKQP Water and Solid
Last Update: 11-Mar-2018 21:28:48 Calib Date: 06-Mar-2018 08:33:30
Integrator: RTE ID Type: Deconvolution ID
Quant Method: Internal Standard Quant By: Initial Calibration
Last ICal File: \\ChromNA\Edison\ChromData\CVOAMS5\20180306-68384.b\E81978.D

Column 1 : Rtx-VMS (0.18 mm) Det: MS SCAN
Process Host: XAWRK026

First Level Reviewer: moroneyc Date: 06-Mar-2018 11:15:05

Compound	Sig	RT (min.)	Exp RT (min.)	Dlt RT (min.)	Q	Response	Cal Amt ug/l	OnCol Amt ug/l	Flags
1 Chlorotrifluoroethene	116	0.916	0.916	0.000	87	89740	50.0	50.1	
2 Dichlorodifluoromethane	85	0.924	0.924	0.000	99	219334	50.0	47.0	
3 Vinyl chloride	62	1.089	1.089	0.000	98	227124	50.0	46.9	
5 Chloromethane	50	1.089	1.089	0.000	99	266467	50.0	46.4	
4 Butadiene	54	1.089	1.089	0.000	94	190412	50.0	48.5	
6 Bromomethane	94	1.270	1.270	0.000	99	138296	50.0	48.0	
7 Chloroethane	64	1.344	1.344	0.000	99	139047	50.0	49.4	
8 Pentane	72	1.418	1.418	0.000	96	73161	100.0	99.4	
9 Trichlorofluoromethane	101	1.418	1.418	0.000	73	323174	50.0	46.4	
10 Dichlorofluoromethane	67	1.459	1.459	0.000	99	325862	50.0	47.0	
13 Ethyl ether	59	1.599	1.599	0.000	93	137628	50.0	47.3	
11 2-Methyl-1,3-butadiene	67	1.599	1.599	0.000	94	271198	50.0	51.3	
12 Ethanol	46	1.698	1.698	0.000	99	24349	2000.0	2072.3	
14 1,1-Dichloroethene	96	1.714	1.714	0.000	92	214328	50.0	47.2	
15 1,2-Dichloro-1,1,2-trifluo	67	1.714	1.714	0.000	80	230699	50.0	48.3	
17 Carbon disulfide	76	1.731	1.731	0.000	99	632393	50.0	47.7	
16 1,1,2-Trichloro-1,2,2-trif	101	1.747	1.747	0.000	94	223255	50.0	49.1	
18 Iodomethane	142	1.805	1.805	0.000	98	243112	50.0	36.7	
19 Cyclopentene	67	1.896	1.895	0.001	95	467842	50.0	49.4	
20 Acrolein	56	1.920	1.920	0.000	94	29549	100.0	98.3	
21 3-Chloro-1-propene	76	2.011	2.011	0.000	91	114121	50.0	46.9	
22 Isopropyl alcohol	45	2.027	2.027	0.000	97	52919	500.0	455.3	
23 Methylene Chloride	84	2.077	2.077	0.000	86	203835	50.0	45.8	
24 Acetone	58	2.110	2.109	0.001	86	37847	250.0	201.0	
25 trans-1,2-Dichloroethene	96	2.175	2.175	0.000	93	159127	50.0	44.3	
26 Methyl acetate	74	2.192	2.192	0.000	99	71696	250.0	230.2	
27 Hexane	86	2.225	2.225	0.000	93	30336	50.0	47.3	
28 Methyl tert-butyl ether	73	2.249	2.249	0.000	95	311060	50.0	47.8	
* 29 TBA-d9 (IS)	65	2.266	2.266	0.000	96	103964	1000.0	1000.0	
30 2-Methyl-2-propanol	59	2.315	2.315	0.000	95	53031	500.0	451.7	

Compound	Sig	RT (min.)	Exp RT (min.)	Dlt RT (min.)	Q	Response	Cal Amt ug/l	OnCol Amt ug/l	Flags
31 Acetonitrile	41	2.422	2.422	0.000	99	107219	500.0	461.2	
32 Isopropyl ether	45	2.505	2.504	0.001	94	418594	50.0	49.6	
33 2-Chloro-1,3-butadiene	88	2.570	2.570	0.000	91	138520	50.0	47.8	
34 1,1-Dichloroethane	63	2.587	2.587	0.000	100	267202	50.0	47.8	
35 Acrylonitrile	53	2.628	2.628	0.000	95	323312	500.0	458.6	
36 Tert-butyl ethyl ether	59	2.760	2.760	0.000	91	348554	50.0	49.0	
37 Vinyl acetate	86	2.776	2.776	0.000	99	37904	100.0	97.4	
38 cis-1,2-Dichloroethene	96	2.974	2.974	0.000	99	170501	50.0	47.0	
39 2,2-Dichloropropane	77	3.056	3.056	0.000	96	183290	50.0	48.0	
40 Cyclohexane	56	3.114	3.113	0.001	91	228646	50.0	50.4	
41 Chlorobromomethane	128	3.122	3.122	0.000	89	81209	50.0	46.0	
42 Chloroform	83	3.179	3.179	0.000	99	261835	50.0	47.0	
43 Carbon tetrachloride	117	3.278	3.278	0.000	98	194540	50.0	46.1	
45 Ethyl acetate	70	3.295	3.295	0.001	98	19977	100.0	91.1	
44 Methyl acrylate	55	3.295	3.295	0.001	59	73954	50.0	47.4	
46 Tetrahydrofuran	42	3.303	3.303	0.000	94	68191	100.0	96.2	
$ 47 Dibromofluoromethane (Surr	113	3.328	3.327	0.001	96	145947	50.0	49.2	
48 1,1,1-Trichloroethane	97	3.336	3.336	0.000	98	235466	50.0	47.6	
* 49 2-Butanone-d5	46	3.393	3.393	0.000	99	157769	250.0	250.0	
51 1,1-Dichloropropene	75	3.434	3.434	0.000	95	209730	50.0	47.0	
50 2-Butanone (MEK)	72	3.434	3.434	0.000	90	55889	250.0	220.8	
52 Isooctane	57	3.533	3.533	0.000	98	238696	50.0	49.3	
53 n-Heptane	57	3.624	3.624	0.000	93	58611	50.0	48.0	
54 Benzene	78	3.640	3.640	0.000	96	619670	50.0	49.2	
55 Propionitrile	54	3.681	3.681	0.000	94	121106	500.0	481.8	
56 Methacrylonitrile	67	3.698	3.698	0.000	93	423225	500.0	486.7	
58 Tert-amyl methyl ether	73	3.755	3.755	0.000	96	308862	50.0	47.6	
$ 57 1,2-Dichloroethane-d4 (Sur	65	3.764	3.764	0.000	95	144996	50.0	49.6	
59 1,2-Dichloroethane	62	3.821	3.821	0.000	98	175938	50.0	46.3	
60 Isobutyl alcohol	43	3.871	3.871	0.000	97	64299	1250.0	1188.6	
63 t-Amyl alcohol	59	3.953	3.953	0.000	88	37707	NC	NC	
* 61 Fluorobenzene	96	4.011	4.010	0.001	99	561595	50.0	50.0	
62 Isopropyl acetate	43	4.076	4.076	0.000	98	149442	50.0	47.1	
64 Methylcyclohexane	83	4.142	4.142	0.000	94	209994	50.0	48.8	
65 Trichloroethene	95	4.159	4.159	0.000	96	167393	50.0	45.4	
66 2-ethoxy-2-methyl butane	59	4.414	4.414	0.000	93	252659	NC	NC	
68 n-Butanol	56	4.529	4.537	-0.008	94	37733	1250.0	1216.4	
67 Dibromomethane	93	4.554	4.554	0.000	97	80464	50.0	46.2	
69 1,2-Dichloropropane	63	4.661	4.661	0.000	87	140996	50.0	47.5	
71 Ethyl acrylate	55	4.727	4.726	0.001	98	100208	50.0	50.5	
70 Dichlorobromomethane	83	4.735	4.735	0.000	99	175015	50.0	46.2	
* 72 1,4-Dioxane-d8	96	4.932	4.932	0.000	36	19222	1000.0	1000.0	
73 Methyl methacrylate	100	4.932	4.932	0.000	90	53422	100.0	101.0	
74 1,4-Dioxane	88	4.957	4.957	0.000	91	21759	1000.0	984.3	
75 n-Propyl acetate	43	5.097	5.097	0.000	98	107366	50.0	47.5	
76 2-Chloroethyl vinyl ether	63	5.377	5.377	0.000	96	62856	50.0	51.1	
77 cis-1,3-Dichloropropene	75	5.410	5.410	0.000	93	207544	50.0	50.2	
$ 78 Toluene-d8 (Surr)	98	5.615	5.615	0.000	99	575355	50.0	50.3	
79 Toluene	91	5.673	5.673	0.000	93	685110	50.0	49.4	
80 Epichlorohydrin	57	5.706	5.706	0.000	99	114530	1000.0	905.5	
81 2-Nitropropane	41	5.953	5.953	0.000	98	35071	100.0	102.2	
82 Tetrachloroethene	166	6.109	6.109	0.000	97	167487	50.0	46.0	

Compound	Sig	RT (min.)	Exp RT (min.)	Dlt RT (min.)	Q	Response	Cal Amt ug/l	OnCol Amt ug/l	Flags
83 4-Methyl-2-pentanone (MIBK	43	6.159	6.158	0.001	97	407946	250.0	262.8	
84 trans-1,3-Dichloropropene	75	6.183	6.183	0.000	98	181732	50.0	50.1	
85 1,1,2-Trichloroethane	83	6.372	6.372	0.000	94	93599	50.0	48.1	
86 Ethyl methacrylate	69	6.438	6.446	-0.008	89	111370	50.0	52.4	
87 Chlorodibromomethane	129	6.570	6.570	0.000	97	117749	50.0	47.4	
88 1,3-Dichloropropane	76	6.702	6.702	0.000	94	194780	50.0	49.2	
89 Ethylene Dibromide	107	6.833	6.833	0.000	98	107234	50.0	48.4	
90 n-Butyl acetate	43	7.171	7.171	0.000	98	107690	50.0	40.0	
91 2-Hexanone	43	7.245	7.245	0.000	97	268540	250.0	259.8	
* 92 Chlorobenzene-d5	117	7.541	7.541	0.000	85	471814	50.0	50.0	
93 Chlorobenzene	112	7.558	7.558	0.000	97	468709	50.0	47.2	
94 Ethylbenzene	106	7.640	7.640	0.000	97	250580	50.0	48.7	
95 1,1,1,2-Tetrachloroethane	131	7.673	7.673	0.000	93	147631	50.0	47.0	
96 m-Xylene & p-Xylene	106	7.862	7.862	0.000	95	295787	50.0	51.5	
97 o-Xylene	106	8.463	8.463	0.000	95	278576	50.0	51.5	
98 Bromoform	173	8.529	8.529	0.000	93	54615	50.0	41.9	
99 Styrene	104	8.545	8.545	0.000	97	465572	50.0	50.9	
100 n-Butyl acrylate	73	8.866	8.866	0.000	98	60809	50.0	39.5	
101 Isopropylbenzene	105	8.957	8.948	0.009	95	732740	50.0	53.7	
102 Amyl acetate (mixed isomer	43	9.286	9.286	0.000	92	138210	50.0	40.9	
$ 103 4-Bromofluorobenzene	174	9.335	9.335	0.000	92	175544	50.0	52.0	
104 Bromobenzene	156	9.450	9.450	0.000	93	188464	50.0	46.8	
105 N-Propylbenzene	91	9.599	9.598	0.001	100	801134	50.0	52.0	
106 1,1,2,2-Tetrachloroethane	83	9.738	9.738	0.000	97	117869	50.0	47.0	
107 2-Chlorotoluene	91	9.780	9.780	0.000	96	587136	50.0	49.9	
108 4-Ethyltoluene	105	9.788	9.788	0.000	98	739644	50.0	52.5	
109 1,2,3-Trichloropropane	110	9.887	9.887	0.001	96	37452	50.0	46.9	
110 1,3,5-Trimethylbenzene	105	9.944	9.944	0.000	94	583968	50.0	53.2	
111 trans-1,4-Dichloro-2-buten	53	10.010	10.010	0.000	72	30515	50.0	48.9	
112 4-Chlorotoluene	91	10.051	10.051	0.000	96	524108	50.0	50.5	
113 tert-Butylbenzene	119	10.422	10.421	0.001	95	481797	50.0	52.3	
115 Butyl Methacrylate	87	10.537	10.537	0.000	95	141432	50.0	37.9	
114 1,2,4-Trimethylbenzene	105	10.553	10.553	0.000	97	636331	50.0	53.4	
116 sec-Butylbenzene	105	10.718	10.718	0.000	99	660616	50.0	53.0	
117 1,3-Dichlorobenzene	146	10.981	10.981	0.000	97	383649	50.0	47.2	
118 4-Isopropyltoluene	119	10.998	10.998	0.000	98	600573	50.0	53.4	
* 119 1,4-Dichlorobenzene-d4	152	11.121	11.121	0.000	94	272090	50.0	50.0	
120 1,4-Dichlorobenzene	146	11.137	11.137	0.000	98	382025	50.0	46.1	
121 1,2,3-Trimethylbenzene	105	11.228	11.228	0.000	0	628591	NC	NC	
122 2,3-Dihydroindene	117	11.376	11.376	0.000	94	656056	50.0	52.5	
123 Benzyl chloride	126	11.508	11.508	0.000	95	35389	50.0	35.6	
124 p-Diethylbenzene	119	11.508	11.508	0.000	94	311147	50.0	52.7	
125 n-Butylbenzene	92	11.574	11.574	0.000	98	248138	50.0	51.9	
126 1,2-Dichlorobenzene	146	11.664	11.664	0.000	98	353985	50.0	48.4	
127 1,2,4,5-Tetramethylbenzene	119	12.298	12.298	0.000	98	481996	50.0	55.0	
128 1,2-Dibromo-3-Chloropropan	157	12.413	12.413	0.000	93	19744	50.0	47.4	
129 1,3,5-Trichlorobenzene	180	12.438	12.438	0.000	98	204533	50.0	45.6	
130 1,2,4-Trichlorobenzene	180	12.899	12.899	0.000	94	189027	50.0	48.5	
131 Hexachlorobutadiene	225	12.899	12.899	0.000	62	56588	50.0	48.8	
132 Naphthalene	128	13.104	13.104	0.000	99	349592	50.0	52.1	
133 1,2,3-Trichlorobenzene	180	13.220	13.220	0.000	97	152644	50.0	46.3	
S 134 1,2-Dichloroethene, Total	100				0		100.0	91.3	

Compound	Sig	RT (min.)	Exp RT (min.)	Dlt RT (min.)	Q	Response	Cal Amt ug/l	OnCol Amt ug/l	Flags
S 135 1,3-Dichloropropene, Total	100				0		50.0	100.3	
S 136 Xylenes, Total	100				0		100.0	103.0	
S 137 Total BTEX	1				0		250.0	250.3	

QC Flag Legend

Processing Flags

NC - Not Calibrated

Reagents:

GAS Hi_00243	Amount Added:	5.00	Units: uL	
MIX 2 Hi_00068	Amount Added:	5.00	Units: uL	
MIX I Hi_00087	Amount Added:	5.00	Units: uL	
Ethanol mix_00012	Amount Added:	5.00	Units: uL	
ACROLEIN W_00074	Amount Added:	10.00	Units: uL	
8260SURR250_00169	Amount Added:	1.00	Units: uL	Run Reagent
8260ISNEW_00119	Amount Added:	1.00	Units: uL	Run Reagent

Report Date: 11-Mar-2018 21:28:52 Chrom Revision: 2.2 08-Feb-2018 13:38:42

TestAmerica Edison

Data File: \\ChromNA\Edison\ChromData\CVOAMS5\20180306-68384.b\E81976.D

Injection Date:	06-Mar-2018 07:40:30	Instrument ID:	CVOAMS5	Operator ID:	
Lims ID:	STD50			Worklist Smp#:	7
Client ID:					
Purge Vol:	5.000 mL	Dil. Factor:	1.0000	ALS Bottle#:	6
Method:	8260W_5	Limit Group:	VOA - 8260C DKQP Water and Solid		

Column: Rtx-VMS (0.18 mm)

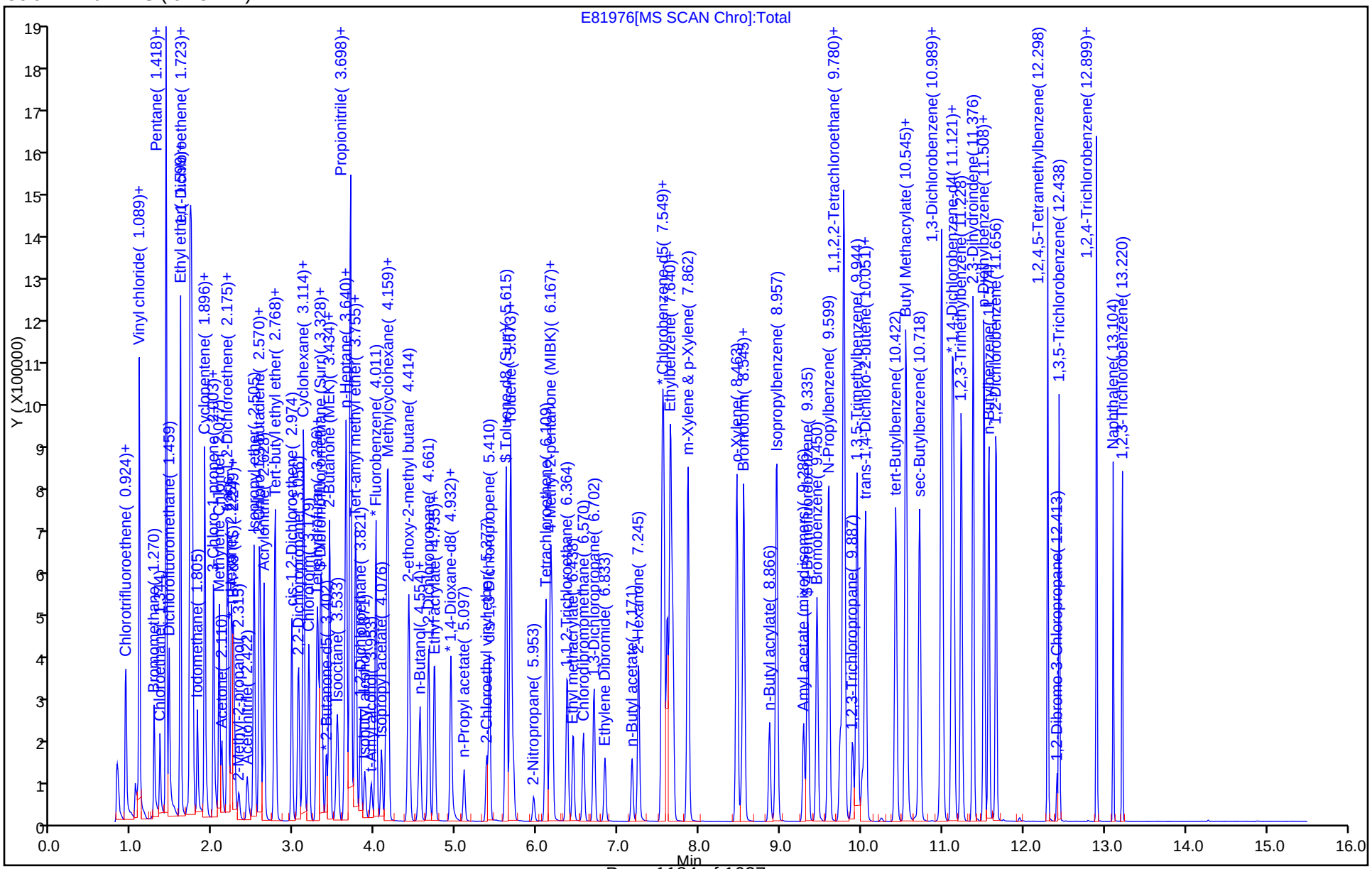

TestAmerica Edison
Target Compound Quantitation Report

Data File: \\ChromNA\Edison\ChromData\CVOAMS5\20180306-68384.b\E81977.D
Lims ID: STD200
Client ID:
Sample Type: IC Calib Level: 6
Inject. Date: 06-Mar-2018 08:07:30 ALS Bottle#: 7 Worklist Smp#: 8
Purge Vol: 5.000 mL Dil. Factor: 1.0000
Sample Info: STD200
Misc. Info.: 460-0068384-008
Operator ID: Instrument ID: CVOAMS5
Sublist: chrom-8260W_5*sub52

Method: \\ChromNA\Edison\ChromData\CVOAMS5\20180306-68384.b\8260W_5.m
Limit Group: VOA - 8260C DKQP Water and Solid
Last Update: 11-Mar-2018 21:28:53 Calib Date: 06-Mar-2018 08:33:30
Integrator: RTE ID Type: Deconvolution ID
Quant Method: Internal Standard Quant By: Initial Calibration
Last ICal File: \\ChromNA\Edison\ChromData\CVOAMS5\20180306-68384.b\E81978.D

Column 1 : Rtx-VMS (0.18 mm) Det: MS SCAN
Process Host: XAWRK026

First Level Reviewer: moroneyc Date: 06-Mar-2018 11:16:08

Compound	Sig	RT (min.)	Exp RT (min.)	Dlt RT (min.)	Q	Response	Cal Amt ug/l	OnCol Amt ug/l	Flags
1 Chlorotrifluoroethene	116	0.916	0.916	0.000	86	405098	200.0	197.2	
2 Dichlorodifluoromethane	85	0.924	0.924	0.000	99	1111714	200.0	217.1	
4 Butadiene	54	1.097	1.089	0.008	94	956105	200.0	221.9	
5 Chloromethane	50	1.089	1.089	0.000	99	1276810	200.0	202.5	
3 Vinyl chloride	62	1.089	1.089	0.000	98	1114381	200.0	209.3	
6 Bromomethane	94	1.270	1.270	0.000	99	744502	200.0	202.0	
7 Chloroethane	64	1.344	1.344	0.000	99	613054	200.0	223.7	
9 Trichlorofluoromethane	101	1.418	1.418	0.000	89	1670155	200.0	218.5	
8 Pentane	72	1.418	1.418	0.000	95	319984	400.0	379.3	
10 Dichlorofluoromethane	67	1.459	1.459	0.000	98	1517309	200.0	199.3	
11 2-Methyl-1,3-butadiene	67	1.591	1.599	-0.008	95	1229196	200.0	211.5	
13 Ethyl ether	59	1.599	1.599	0.000	93	623693	200.0	195.2	
12 Ethanol	46	1.698	1.698	0.000	99	107999	8000.0	7930.4	
15 1,2-Dichloro-1,1,2-trifluo	67	1.714	1.714	0.000	82	967136	200.0	184.4	
14 1,1-Dichloroethene	96	1.714	1.714	0.000	92	971552	200.0	194.8	
17 Carbon disulfide	76	1.739	1.731	0.008	98	2948359	200.0	209.3	
16 1,1,2-Trichloro-1,2,2-trif	101	1.747	1.747	0.000	93	937116	200.0	187.7	
18 Iodomethane	142	1.805	1.805	0.000	98	1464060	200.0	206.8	
19 Cyclopentene	67	1.896	1.895	0.001	96	2070034	200.0	199.0	
20 Acrolein	56	1.928	1.920	0.008	91	67419	200.0	192.1	
21 3-Chloro-1-propene	76	2.011	2.011	0.000	90	535558	200.0	200.3	
22 Isopropyl alcohol	45	2.027	2.027	0.000	98	256293	2000.0	1903.1	
23 Methylene Chloride	84	2.077	2.077	0.000	91	940547	200.0	201.0	
24 Acetone	58	2.109	2.109	0.000	87	233218	1000.0	1080.3	
25 trans-1,2-Dichloroethene	96	2.175	2.175	0.000	91	833984	200.0	211.5	
26 Methyl acetate	74	2.192	2.192	0.000	99	380660	1000.0	955.6	
27 Hexane	86	2.225	2.225	0.000	91	157353	200.0	191.9	
28 Methyl tert-butyl ether	73	2.249	2.249	0.000	92	1646181	200.0	230.3	
* 29 TBA-d9 (IS)	65	2.266	2.266	0.000	97	132970	1000.0	1000.0	
30 2-Methyl-2-propanol	59	2.315	2.315	0.000	97	293129	2000.0	1952.2	

Compound	Sig	RT (min.)	Exp RT (min.)	Dlt RT (min.)	Q	Response	Cal Amt ug/l	OnCol Amt ug/l	Flags
31 Acetonitrile	41	2.422	2.422	0.000	99	515636	2000.0	1734.3	
32 Isopropyl ether	45	2.505	2.504	0.000	94	2182688	200.0	235.6	
33 2-Chloro-1,3-butadiene	88	2.570	2.570	0.000	90	735269	200.0	230.9	
34 1,1-Dichloroethane	63	2.587	2.587	0.000	100	1293799	200.0	210.9	
35 Acrylonitrile	53	2.628	2.628	0.000	94	1593304	2000.0	2057.6	
36 Tert-butyl ethyl ether	59	2.760	2.760	0.000	92	1925210	200.0	246.6	
37 Vinyl acetate	86	2.776	2.776	0.000	100	210461	400.0	416.9	
38 cis-1,2-Dichloroethene	96	2.974	2.974	0.000	98	848314	200.0	212.9	
39 2,2-Dichloropropane	77	3.056	3.056	0.000	97	948072	200.0	226.0	
40 Cyclohexane	56	3.114	3.113	0.001	89	1132604	200.0	227.4	
41 Chlorobromomethane	128	3.122	3.122	0.000	86	431052	200.0	222.2	
42 Chloroform	83	3.179	3.179	0.000	99	1260029	200.0	206.0	
43 Carbon tetrachloride	117	3.278	3.278	0.000	98	1002611	200.0	216.4	
44 Methyl acrylate	55	3.295	3.295	0.001	94	411533	200.0	240.2	
45 Ethyl acetate	70	3.295	3.295	0.001	100	101902	400.0	405.3	
46 Tetrahydrofuran	42	3.303	3.303	0.000	97	345221	400.0	424.8	
$ 47 Dibromofluoromethane (Surr	113	3.327	3.327	0.000	96	168420	50.0	51.6	
48 1,1,1-Trichloroethane	97	3.336	3.336	0.000	97	1166084	200.0	214.7	
* 49 2-Butanone-d5	46	3.402	3.393	0.009	99	180859	250.0	250.0	
50 2-Butanone (MEK)	72	3.434	3.434	0.000	99	320486	1000.0	1104.7	
51 1,1-Dichloropropene	75	3.434	3.434	0.000	97	1018723	200.0	207.7	
52 Isooctane	57	3.533	3.533	0.000	98	1128220	200.0	212.3	
53 n-Heptane	57	3.624	3.624	0.000	91	303212	200.0	226.1	
54 Benzene	78	3.640	3.640	0.000	96	3104336	200.0	206.4	
55 Propionitrile	54	3.690	3.681	0.009	93	639185	2000.0	1988.1	
56 Methacrylonitrile	67	3.698	3.698	0.000	90	2344586	2000.0	2454.9	
58 Tert-amyl methyl ether	73	3.755	3.755	0.000	98	1700009	200.0	238.4	
$ 57 1,2-Dichloroethane-d4 (Sur	65	3.764	3.764	0.000	94	166029	50.0	51.7	
59 1,2-Dichloroethane	62	3.821	3.821	0.000	97	835565	200.0	200.1	
60 Isobutyl alcohol	43	3.871	3.871	0.000	97	381356	5000.0	5511.7	
63 t-Amyl alcohol	59	3.953	3.953	0.000	92	232203	NC	NC	
* 61 Fluorobenzene	96	4.011	4.010	0.001	99	616825	50.0	50.0	
62 Isopropyl acetate	43	4.076	4.076	0.000	98	813846	200.0	233.4	
64 Methylcyclohexane	83	4.142	4.142	0.000	94	1083551	200.0	229.4	
65 Trichloroethene	95	4.159	4.159	0.000	96	868608	200.0	214.5	
66 2-ethoxy-2-methyl butane	59	4.414	4.414	0.000	95	1468492	NC	NC	
68 n-Butanol	56	4.537	4.537	0.000	90	239439	5000.0	5388.6	
67 Dibromomethane	93	4.554	4.554	0.000	96	405956	200.0	212.2	
69 1,2-Dichloropropane	63	4.661	4.661	0.000	89	705446	200.0	216.2	
71 Ethyl acrylate	55	4.727	4.726	0.001	98	582848	200.0	227.3	
70 Dichlorobromomethane	83	4.735	4.735	0.000	98	908244	200.0	218.5	
73 Methyl methacrylate	100	4.932	4.932	0.000	89	300793	400.0	441.4	
* 72 1,4-Dioxane-d8	96	4.932	4.932	0.000	36	23807	1000.0	1000.0	
74 1,4-Dioxane	88	4.957	4.957	0.000	91	105260	4000.0	3987.4	
75 n-Propyl acetate	43	5.097	5.097	0.000	99	593357	200.0	239.2	
76 2-Chloroethyl vinyl ether	63	5.377	5.377	0.000	96	356817	200.0	226.3	
77 cis-1,3-Dichloropropene	75	5.410	5.410	0.000	92	1127416	200.0	228.0	
$ 78 Toluene-d8 (Surr)	98	5.615	5.615	0.000	99	645769	50.0	47.3	
79 Toluene	91	5.673	5.673	0.000	94	3482614	200.0	210.0	
80 Epichlorohydrin	57	5.706	5.706	0.000	99	587395	4000.0	4051.1	
81 2-Nitropropane	41	5.953	5.953	0.000	98	194935	400.0	434.5	
82 Tetrachloroethene	166	6.109	6.109	0.000	98	882151	200.0	202.8	

Compound	Sig	RT (min.)	Exp RT (min.)	Dlt RT (min.)	Q	Response	Cal Amt ug/l	OnCol Amt ug/l	Flags
83 4-Methyl-2-pentanone (MIBK	43	6.167	6.158	0.009	97	2157133	1000.0	1212.1	
84 trans-1,3-Dichloropropene	75	6.191	6.183	0.008	98	1010380	200.0	233.3	
85 1,1,2-Trichloroethane	83	6.372	6.372	0.000	95	464400	200.0	199.6	
86 Ethyl methacrylate	69	6.447	6.446	0.001	89	642534	200.0	225.2	
87 Chlorodibromomethane	129	6.570	6.570	0.000	98	661139	200.0	222.8	
88 1,3-Dichloropropane	76	6.702	6.702	0.000	93	975662	200.0	206.2	
89 Ethylene Dibromide	107	6.833	6.833	0.000	98	557112	200.0	210.6	
90 n-Butyl acetate	43	7.171	7.171	0.000	99	653075	200.0	204.9	
91 2-Hexanone	43	7.253	7.245	0.008	96	1462899	1000.0	1116.4	
* 92 Chlorobenzene-d5	117	7.541	7.541	0.000	83	563842	50.0	50.0	
93 Chlorobenzene	112	7.566	7.558	0.008	98	2403138	200.0	202.6	
94 Ethylbenzene	106	7.648	7.640	0.008	97	1351592	200.0	219.7	
95 1,1,1,2-Tetrachloroethane	131	7.673	7.673	0.000	95	824794	200.0	219.8	
96 m-Xylene & p-Xylene	106	7.862	7.862	0.000	95	1599240	200.0	233.2	
97 o-Xylene	106	8.463	8.463	0.000	96	1521728	200.0	235.4	
98 Bromoform	173	8.529	8.529	0.000	96	357068	200.0	225.1	
99 Styrene	104	8.553	8.545	0.008	98	2582664	200.0	220.0	
100 n-Butyl acrylate	73	8.866	8.866	0.000	98	382070	200.0	205.1	
101 Isopropylbenzene	105	8.957	8.948	0.009	95	3826039	200.0	234.8	
102 Amyl acetate (mixed isomer	43	9.286	9.286	0.000	91	826010	200.0	204.7	
$ 103 4-Bromofluorobenzene	174	9.335	9.335	0.000	93	206149	50.0	51.1	
104 Bromobenzene	156	9.459	9.450	0.009	91	1020067	200.0	208.1	
105 N-Propylbenzene	91	9.599	9.598	0.000	100	4188897	200.0	223.3	
106 1,1,2,2-Tetrachloroethane	83	9.738	9.738	0.000	98	592046	200.0	194.1	
107 2-Chlorotoluene	91	9.780	9.780	0.000	97	3215561	200.0	224.5	
108 4-Ethyltoluene	105	9.788	9.788	0.000	99	4091690	200.0	238.7	
109 1,2,3-Trichloropropane	110	9.895	9.887	0.009	95	199382	200.0	205.3	
110 1,3,5-Trimethylbenzene	105	9.952	9.944	0.008	94	3127529	200.0	234.4	
111 trans-1,4-Dichloro-2-buten	53	10.010	10.010	0.000	89	153960	200.0	203.0	
112 4-Chlorotoluene	91	10.051	10.051	0.000	96	2723420	200.0	215.9	
113 tert-Butylbenzene	119	10.430	10.421	0.009	96	2608708	200.0	232.9	
115 Butyl Methacrylate	87	10.545	10.537	0.008	90	971348	200.0	205.5	
114 1,2,4-Trimethylbenzene	105	10.553	10.553	0.000	97	3492966	200.0	241.1	
116 sec-Butylbenzene	105	10.718	10.718	0.000	99	3488261	200.0	229.9	
117 1,3-Dichlorobenzene	146	10.989	10.981	0.008	98	2196217	200.0	222.3	
118 4-Isopropyltoluene	119	10.998	10.998	0.000	98	3455561	200.0	252.4	
* 119 1,4-Dichlorobenzene-d4	152	11.121	11.121	0.000	94	330944	50.0	50.0	
120 1,4-Dichlorobenzene	146	11.146	11.137	0.009	96	2083650	200.0	206.5	
121 1,2,3-Trimethylbenzene	105	11.236	11.228	0.008	0	3511502	NC	NC	
122 2,3-Dihydroindene	117	11.384	11.376	0.008	94	3608951	200.0	237.3	
124 p-Diethylbenzene	119	11.516	11.508	0.008	89	1795536	200.0	250.0	
123 Benzyl chloride	126	11.508	11.508	0.000	97	266639	200.0	205.9	
125 n-Butylbenzene	92	11.574	11.574	0.000	98	1358913	200.0	233.8	
126 1,2-Dichlorobenzene	146	11.664	11.664	0.000	98	1934213	200.0	217.4	
127 1,2,4,5-Tetramethylbenzene	119	12.298	12.298	0.000	98	2713757	200.0	254.4	
128 1,2-Dibromo-3-Chloropropan	157	12.413	12.413	0.000	95	116856	200.0	230.8	
129 1,3,5-Trichlorobenzene	180	12.438	12.438	0.000	97	1281499	200.0	234.9	
131 Hexachlorobutadiene	225	12.907	12.899	0.008	64	391515	200.0	225.5	
130 1,2,4-Trichlorobenzene	180	12.899	12.899	0.000	94	1285830	200.0	228.3	
132 Naphthalene	128	13.104	13.104	0.000	99	1896807	200.0	232.2	
133 1,2,3-Trichlorobenzene	180	13.220	13.220	0.000	97	897034	200.0	223.9	
S 134 1,2-Dichloroethene, Total	100				0		400.0	424.4	

Compound	Sig	RT (min.)	Exp RT (min.)	Dlt RT (min.)	Q	Response	Cal Amt ug/l	OnCol Amt ug/l	Flags
S 135 1,3-Dichloropropene, Total	100				0		200.0	461.4	
S 136 Xylenes, Total	100				0		400.0	468.6	
S 137 Total BTEX	1				0		1000.0	1104.7	

QC Flag Legend

Processing Flags

NC - Not Calibrated

Reagents:

GAS Hi_00243	Amount Added:	20.00	Units: uL	
MIX 2 Hi_00068	Amount Added:	20.00	Units: uL	
MIX I Hi_00087	Amount Added:	20.00	Units: uL	
Ethanol mix_00012	Amount Added:	20.00	Units: uL	
ACROLEIN W_00074	Amount Added:	20.00	Units: uL	
8260SURR250_00169	Amount Added:	1.00	Units: uL	Run Reagent
8260ISNEW_00119	Amount Added:	1.00	Units: uL	Run Reagent

Report Date: 11-Mar-2018 21:28:57 Chrom Revision: 2.2 08-Feb-2018 13:38:42

TestAmerica Edison

Data File: \\ChromNA\Edison\ChromData\CVOAMS5\20180306-68384.b\E81977.D

Injection Date: 06-Mar-2018 08:07:30 Instrument ID: CVOAMS5 Operator ID:

Lims ID: STD200 Worklist Smp#: 8

Client ID:

Purge Vol: 5.000 mL Dil. Factor: 1.0000 ALS Bottle#: 7

Method: 8260W_5 Limit Group: VOA - 8260C DKQP Water and Solid

Column: Rtx-VMS (0.18 mm)

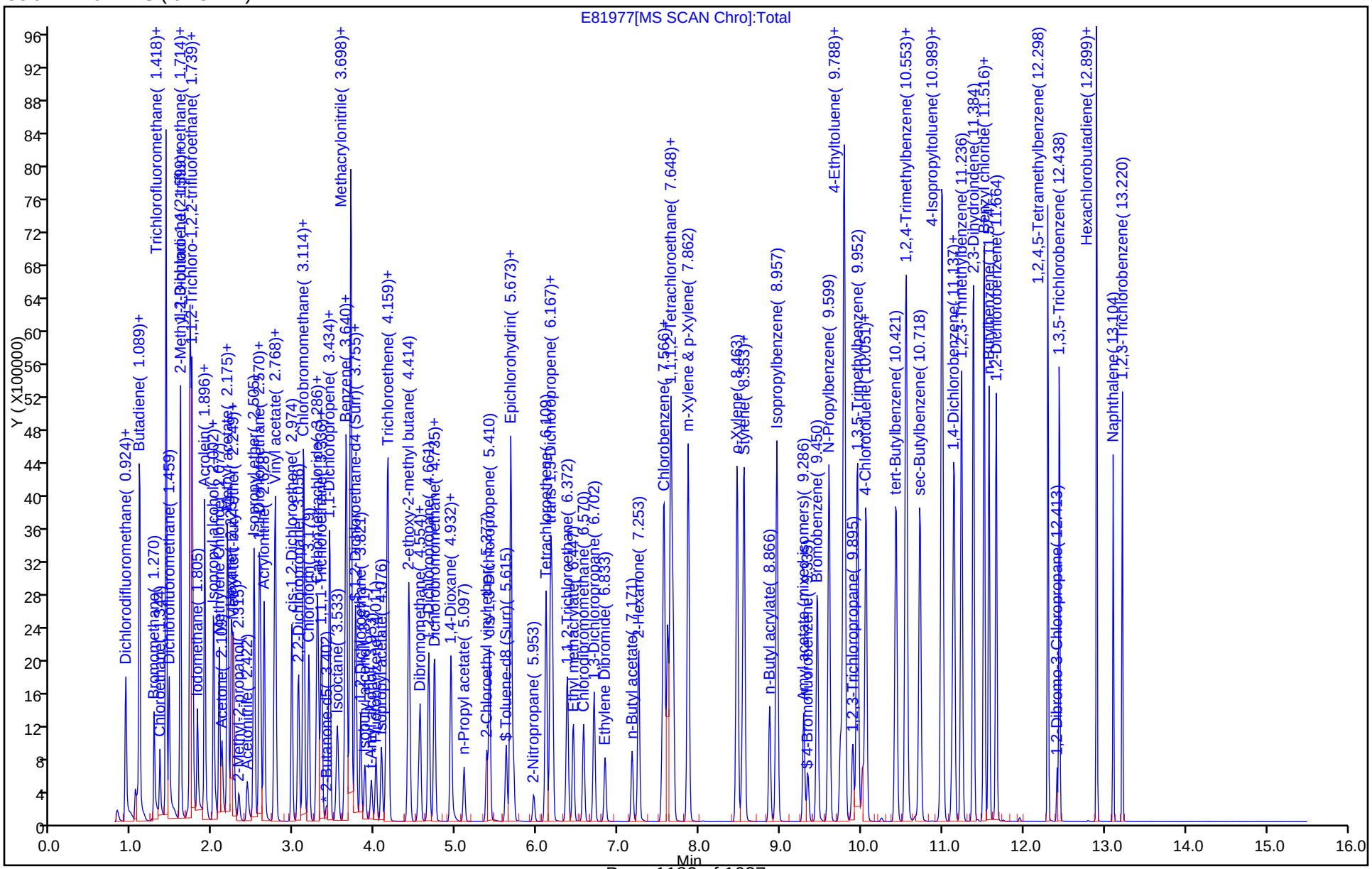

Report Date: 11-Mar-2018 21:29:02 Chrom Revision: 2.2 08-Feb-2018 13:38:42

TestAmerica Edison
Target Compound Quantitation Report

Data File: \\ChromNA\Edison\ChromData\CVOAMS5\20180306-68384.b\E81978.D
Lims ID: STD500
Client ID:
Sample Type: IC Calib Level: 7
Inject. Date: 06-Mar-2018 08:33:30 ALS Bottle#: 8 Worklist Smp#: 9
Purge Vol: 5.000 mL Dil. Factor: 1.0000
Sample Info: STD500
Misc. Info.: 460-0068384-009
Operator ID: Instrument ID: CVOAMS5
Sublist: chrom-8260W_5*sub52

Method: \\ChromNA\Edison\ChromData\CVOAMS5\20180306-68384.b\8260W_5.m
Limit Group: VOA - 8260C DKQP Water and Solid
Last Update: 11-Mar-2018 21:28:58 Calib Date: 06-Mar-2018 08:33:30
Integrator: RTE ID Type: Deconvolution ID
Quant Method: Internal Standard Quant By: Initial Calibration
Last ICal File: \\ChromNA\Edison\ChromData\CVOAMS5\20180306-68384.b\E81978.D

Column 1 : Rtx-VMS (0.18 mm) Det: MS SCAN
Process Host: XAWRK026

First Level Reviewer: moroneyc Date: 06-Mar-2018 11:17:16

Compound	Sig	RT (min.)	Exp RT (min.)	Dlt RT (min.)	Q	Response	Cal Amt ug/l	OnCol Amt ug/l	Flags
1 Chlorotrifluoroethene	116	0.916	0.916	0.000	85	1220247	500.0	529.1	
2 Dichlorodifluoromethane	85	0.925	0.924	0.001	98	2988230	500.0	505.2	
3 Vinyl chloride	62	1.081	1.089	-0.008	98	2885422	500.0	469.3	
5 Chloromethane	50	1.097	1.089	0.008	99	3469587	500.0	476.4	
4 Butadiene	54	1.097	1.089	0.008	94	2513463	500.0	505.0	
6 Bromomethane	94	1.270	1.270	0.000	99	2093396	500.0	452.2	
7 Chloroethane	64	1.344	1.344	0.000	98	1238670	500.0	462.0	M
8 Pentane	72	1.418	1.418	0.000	94	733608	1000.0	774.4	
9 Trichlorofluoromethane	101	1.418	1.418	0.000	96	4493046	500.0	509.1	
10 Dichlorofluoromethane	67	1.459	1.459	0.000	98	3939537	500.0	448.1	
13 Ethyl ether	59	1.599	1.599	0.000	91	1595561	500.0	432.5	
11 2-Methyl-1,3-butadiene	67	1.591	1.599	-0.008	94	3237082	500.0	482.4	
12 Ethanol	46	1.706	1.698	0.008	99	269317	20000	20020	
14 1,1-Dichloroethene	96	1.715	1.714	0.001	89	2672962	500.0	464.0	
15 1,2-Dichloro-1,1,2-trifluo	67	1.715	1.714	0.001	92	2509871	500.0	414.3	
17 Carbon disulfide	76	1.731	1.731	0.000	98	7658760	500.0	493.0	
16 1,1,2-Trichloro-1,2,2-trif	101	1.739	1.747	-0.008	91	2583353	500.0	448.0	
18 Iodomethane	142	1.805	1.805	0.000	98	3879289	500.0	499.0	
19 Cyclopentene	67	1.896	1.895	0.001	97	5296535	500.0	440.9	
20 Acrolein	56	1.929	1.920	0.009	95	144675	400.0	419.7	
21 3-Chloro-1-propene	76	2.011	2.011	0.000	89	1381648	500.0	447.4	
22 Isopropyl alcohol	45	2.036	2.027	0.009	97	697107	5000.0	5281.6	
23 Methylene Chloride	84	2.077	2.077	0.000	83	2542607	500.0	504.2	
24 Acetone	58	2.110	2.109	0.001	87	643685	2500.0	2655.3	
25 trans-1,2-Dichloroethene	96	2.175	2.175	0.000	87	2615345	500.0	574.4	
26 Methyl acetate	74	2.192	2.192	0.000	98	1147269	2500.0	2292.8	
27 Hexane	86	2.225	2.225	0.000	92	490856	500.0	476.5	
28 Methyl tert-butyl ether	73	2.250	2.249	0.001	92	4858789	500.0	588.5	
* 29 TBA-d9 (IS)	65	2.274	2.266	0.008	98	167030	1000.0	1000.0	
30 2-Methyl-2-propanol	59	2.324	2.315	0.009	99	948836	5000.0	5030.6	

Compound	Sig	RT (min.)	Exp RT (min.)	Dlt RT (min.)	Q	Response	Cal Amt ug/l	OnCol Amt ug/l	Flags
31 Acetonitrile	41	2.422	2.422	0.000	98	1384667	5000.0	3707.5	
32 Isopropyl ether	45	2.505	2.504	0.001	93	6046302	500.0	565.2	
33 2-Chloro-1,3-butadiene	88	2.570	2.570	0.000	88	2311848	500.0	628.7	
34 1,1-Dichloroethane	63	2.587	2.587	0.000	99	3711483	500.0	523.8	
35 Acrylonitrile	53	2.636	2.628	0.008	94	4571705	5000.0	5112.5	
36 Tert-butyl ethyl ether	59	2.760	2.760	0.000	93	5568818	500.0	617.6	
37 Vinyl acetate	86	2.776	2.776	0.000	99	676123	1000.0	990.6	
38 cis-1,2-Dichloroethene	96	2.974	2.974	0.000	94	2659327	500.0	577.9	
39 2,2-Dichloropropane	77	3.056	3.056	0.000	96	2933773	500.0	605.7	
40 Cyclohexane	56	3.114	3.113	0.001	86	3356503	500.0	583.5	
41 Chlorobromomethane	128	3.122	3.122	0.000	82	1272773	500.0	568.1	
42 Chloroform	83	3.179	3.179	0.000	100	3747491	500.0	530.5	
43 Carbon tetrachloride	117	3.278	3.278	0.000	97	3230978	500.0	603.9	
45 Ethyl acetate	70	3.295	3.295	0.001	100	314591	1000.0	1114.3	
44 Methyl acrylate	55	3.295	3.295	0.001	99	1196299	500.0	604.7	
46 Tetrahydrofuran	42	3.303	3.303	0.000	96	948760	1000.0	1039.7	
$ 47 Dibromofluoromethane (Surr	113	3.328	3.327	0.001	97	209965	50.0	55.8	
48 1,1,1-Trichloroethane	97	3.336	3.336	0.000	96	3578116	500.0	570.4	
* 49 2-Butanone-d5	46	3.402	3.393	0.009	93	203095	250.0	250.0	
51 1,1-Dichloropropene	75	3.443	3.434	0.009	96	3063007	500.0	540.9	
50 2-Butanone (MEK)	72	3.443	3.434	0.009	87	967437	2500.0	2969.6	
52 Isooctane	57	3.533	3.533	0.000	98	3195518	500.0	520.8	
53 n-Heptane	57	3.632	3.624	0.008	86	861833	500.0	556.6	
54 Benzene	78	3.649	3.640	0.009	97	8580935	500.0	466.1	
55 Propionitrile	54	3.698	3.681	0.017	98	1778859	5000.0	4404.6	
56 Methacrylonitrile	67	3.714	3.698	0.016	85	6275044	5000.0	5689.3	
58 Tert-amyl methyl ether	73	3.764	3.755	0.009	99	5152322	500.0	625.7	
$ 57 1,2-Dichloroethane-d4 (Sur	65	3.764	3.764	0.000	94	197953	50.0	53.4	
59 1,2-Dichloroethane	62	3.821	3.821	0.000	97	2315998	500.0	480.3	
60 Isobutyl alcohol	43	3.879	3.871	0.008	97	1193993	12500	13738	
63 t-Amyl alcohol	59	3.961	3.953	0.008	96	752759	NC	NC	
* 61 Fluorobenzene	96	4.011	4.010	0.001	99	712330	50.0	50.0	
62 Isopropyl acetate	43	4.085	4.076	0.009	99	2362484	500.0	586.8	
64 Methylcyclohexane	83	4.151	4.142	0.009	91	3249324	500.0	595.7	
65 Trichloroethene	95	4.167	4.159	0.008	94	2675400	500.0	572.2	
66 2-ethoxy-2-methyl butane	59	4.422	4.414	0.008	95	4492353	NC	NC	
68 n-Butanol	56	4.546	4.537	0.009	87	799643	12500	12244	
67 Dibromomethane	93	4.554	4.554	0.000	94	1233520	500.0	558.2	
69 1,2-Dichloropropane	63	4.661	4.661	0.000	91	2115435	500.0	561.3	
71 Ethyl acrylate	55	4.727	4.726	0.001	98	1728361	500.0	481.2	
70 Dichlorobromomethane	83	4.735	4.735	0.000	98	2752878	500.0	573.4	
* 72 1,4-Dioxane-d8	96	4.941	4.932	0.009	36	28379	1000.0	1000.0	
73 Methyl methacrylate	100	4.941	4.932	0.009	85	936818	1000.0	971.8	
74 1,4-Dioxane	88	4.965	4.957	0.008	92	307383	10000	10012	
75 n-Propyl acetate	43	5.097	5.097	0.000	98	1702602	500.0	594.3	
76 2-Chloroethyl vinyl ether	63	5.377	5.377	0.000	96	1054030	500.0	481.2	
77 cis-1,3-Dichloropropene	75	5.418	5.410	0.008	89	3423250	500.0	565.8	
$ 78 Toluene-d8 (Surr)	98	5.615	5.615	0.000	100	746754	50.0	44.7	
79 Toluene	91	5.681	5.673	0.008	96	9688727	500.0	477.4	
80 Epichlorohydrin	57	5.714	5.706	0.008	96	1801106	10000	11062	
81 2-Nitropropane	41	5.961	5.953	0.008	98	574670	1000.0	967.0	
82 Tetrachloroethene	166	6.109	6.109	0.000	97	2956744	500.0	555.4	

Compound	Sig	RT (min.)	Exp RT (min.)	Dlt RT (min.)	Q	Response	Cal Amt ug/l	OnCol Amt ug/l	Flags
83 4-Methyl-2-pentanone (MIBK	43	6.175	6.158	0.017	92	5777030	2500.0	2890.7	
84 trans-1,3-Dichloropropene	75	6.192	6.183	0.009	98	2991786	500.0	564.5	
85 1,1,2-Trichloroethane	83	6.373	6.372	0.001	95	1423395	500.0	499.8	
86 Ethyl methacrylate	69	6.447	6.446	0.001	88	1940437	500.0	480.2	
87 Chlorodibromomethane	129	6.578	6.570	0.008	97	2167866	500.0	597.1	
88 1,3-Dichloropropane	76	6.702	6.702	0.000	92	2876951	500.0	496.8	
89 Ethylene Dibromide	107	6.842	6.833	0.009	98	1708708	500.0	527.7	
90 n-Butyl acetate	43	7.171	7.171	0.000	99	1913215	500.0	499.3	
91 2-Hexanone	43	7.253	7.245	0.008	94	4032491	2500.0	2406.2	
* 92 Chlorobenzene-d5	117	7.549	7.541	0.008	84	690053	50.0	50.0	
93 Chlorobenzene	112	7.566	7.558	0.008	97	7097787	500.0	488.9	
94 Ethylbenzene	106	7.656	7.640	0.016	96	4164993	500.0	553.1	
95 1,1,1,2-Tetrachloroethane	131	7.681	7.673	0.008	95	2595220	500.0	565.2	
96 m-Xylene & p-Xylene	106	7.870	7.862	0.008	93	4880220	500.0	581.5	
97 o-Xylene	106	8.471	8.463	0.008	97	4665481	500.0	589.6	
98 Bromoform	173	8.537	8.529	0.008	96	1283843	500.0	658.8	
99 Styrene	104	8.553	8.545	0.008	98	7631496	500.0	483.2	
100 n-Butyl acrylate	73	8.874	8.866	0.008	97	1163969	500.0	499.3	
101 Isopropylbenzene	105	8.965	8.948	0.017	94	10554073	500.0	529.1	
102 Amyl acetate (mixed isomer	43	9.294	9.286	0.008	92	2391418	500.0	499.3	
$ 103 4-Bromofluorobenzene	174	9.344	9.335	0.009	93	240049	50.0	48.7	
104 Bromobenzene	156	9.459	9.450	0.009	87	3291928	500.0	546.6	
105 N-Propylbenzene	91	9.607	9.598	0.009	98	11218211	500.0	486.7	
106 1,1,2,2-Tetrachloroethane	83	9.747	9.738	0.009	97	1769708	500.0	472.2	
107 2-Chlorotoluene	91	9.788	9.780	0.008	96	8970130	500.0	509.7	
108 4-Ethyltoluene	105	9.796	9.788	0.008	96	10910966	500.0	518.0	
109 1,2,3-Trichloropropane	110	9.895	9.887	0.009	95	586012	500.0	491.2	
110 1,3,5-Trimethylbenzene	105	9.961	9.944	0.017	95	8840820	500.0	539.1	
111 trans-1,4-Dichloro-2-buten	53	10.018	10.010	0.008	89	440450	500.0	472.5	
112 4-Chlorotoluene	91	10.059	10.051	0.008	95	7761812	500.0	500.7	
113 tert-Butylbenzene	119	10.430	10.421	0.009	96	7544849	500.0	548.1	
115 Butyl Methacrylate	87	10.553	10.537	0.016	84	3105060	500.0	499.3	
114 1,2,4-Trimethylbenzene	105	10.562	10.553	0.009	96	9719163	500.0	546.0	
116 sec-Butylbenzene	105	10.726	10.718	0.008	98	9496354	500.0	509.4	
117 1,3-Dichlorobenzene	146	10.998	10.981	0.017	98	6613067	500.0	544.7	
118 4-Isopropyltoluene	119	11.006	10.998	0.008	96	9438152	500.0	561.1	
* 119 1,4-Dichlorobenzene-d4	152	11.129	11.121	0.008	94	406665	50.0	50.0	
120 1,4-Dichlorobenzene	146	11.146	11.137	0.009	96	6208366	500.0	500.8	
121 1,2,3-Trimethylbenzene	105	11.245	11.228	0.017	0	9315472	NC	NC	
122 2,3-Dihydroindene	117	11.384	11.376	0.008	96	9135689	500.0	488.9	
123 Benzyl chloride	126	11.516	11.508	0.008	98	885084	500.0	499.3	
124 p-Diethylbenzene	119	11.516	11.508	0.008	94	5061023	500.0	573.4	
125 n-Butylbenzene	92	11.574	11.574	0.000	98	3805557	500.0	532.9	
126 1,2-Dichlorobenzene	146	11.664	11.664	0.000	97	5659534	500.0	517.6	
127 1,2,4,5-Tetramethylbenzene	119	12.298	12.298	0.000	96	6793034	500.0	518.2	
128 1,2-Dibromo-3-Chloropropan	157	12.413	12.413	0.000	93	372667	500.0	599.0	
129 1,3,5-Trichlorobenzene	180	12.446	12.438	0.008	97	3878427	500.0	578.6	
130 1,2,4-Trichlorobenzene	180	12.899	12.899	0.000	94	4064549	500.0	481.5	
131 Hexachlorobutadiene	225	12.907	12.899	0.008	64	1315605	500.0	484.3	
132 Naphthalene	128	13.104	13.104	0.000	98	5258988	500.0	524.0	
133 1,2,3-Trichlorobenzene	180	13.220	13.220	0.000	97	2847195	500.0	578.3	
S 134 1,2-Dichloroethene, Total	100				0		1000.0	1152.2	

Compound	Sig	RT (min.)	Exp RT (min.)	Dlt RT (min.)	Q	Response	Cal Amt ug/l	OnCol Amt ug/l	Flags
S 135 1,3-Dichloropropene, Total	100				0		500.0	1130.3	
S 136 Xylenes, Total	100				0		1000.0	1171.1	
S 137 Total BTEX	1				0		2500.0	2667.8	

QC Flag Legend

Processing Flags
NC - Not Calibrated
Review Flags
M - Manually Integrated

Reagents:

GAS Hi_00243	Amount Added:	50.00	Units: uL	
MIX 2 Hi_00068	Amount Added:	50.00	Units: uL	
MIX I Hi_00087	Amount Added:	50.00	Units: uL	
Ethanol mix_00012	Amount Added:	50.00	Units: uL	
ACROLEIN W_00074	Amount Added:	40.00	Units: uL	
8260SURR250_00169	Amount Added:	1.00	Units: uL	Run Reagent
8260ISNEW_00119	Amount Added:	1.00	Units: uL	Run Reagent

Report Date: 11-Mar-2018 21:29:02 Chrom Revision: 2.2 08-Feb-2018 13:38:42

TestAmerica Edison

Data File: \\ChromNA\Edison\ChromData\CVOAMS5\20180306-68384.b\E81978.D

Injection Date: 06-Mar-2018 08:33:30 Instrument ID: CVOAMS5 Operator ID:

Lims ID: STD500 Worklist Smp#: 9

Client ID:

Purge Vol: 5.000 mL Dil. Factor: 1.0000 ALS Bottle#: 8

Method: 8260W_5 Limit Group: VOA - 8260C DKQP Water and Solid

Column: Rtx-VMS (0.18 mm)

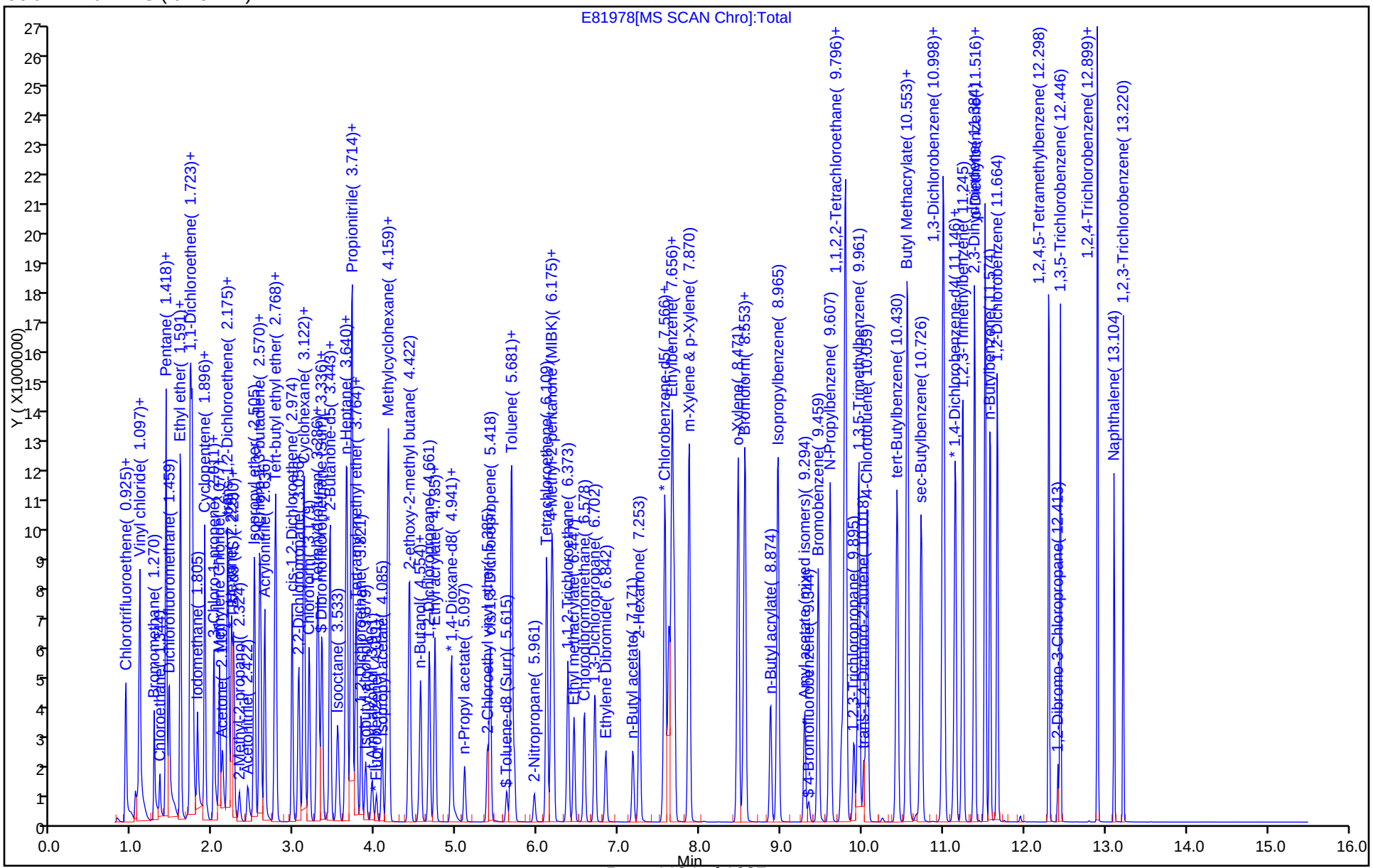

Manual Integration/User Assign Peak Report

TestAmerica Edison

Data File: \\ChromNA\Edison\ChromData\CVOAMS5\20180306-68384.b\E81978.D
Injection Date: 06-Mar-2018 08:33:30 Instrument ID: CVOAMS5
Lims ID: STD500
Client ID:
Operator ID: ALS Bottle#: 8 Worklist Smp#: 9
Purge Vol: 5.000 mL Dil. Factor: 1.0000
Method: 8260W_5 Limit Group: VOA - 8260C DKQP Water and Solid
Column: Rtx-VMS (0.18 mm) Detector MS SCAN

7 Chloroethane, CAS: 75-00-3

Signal: 1

Processing Integration Results

RT: 1.34
Area: 975920
Amount: 385.0591
Amount Units: ug/l

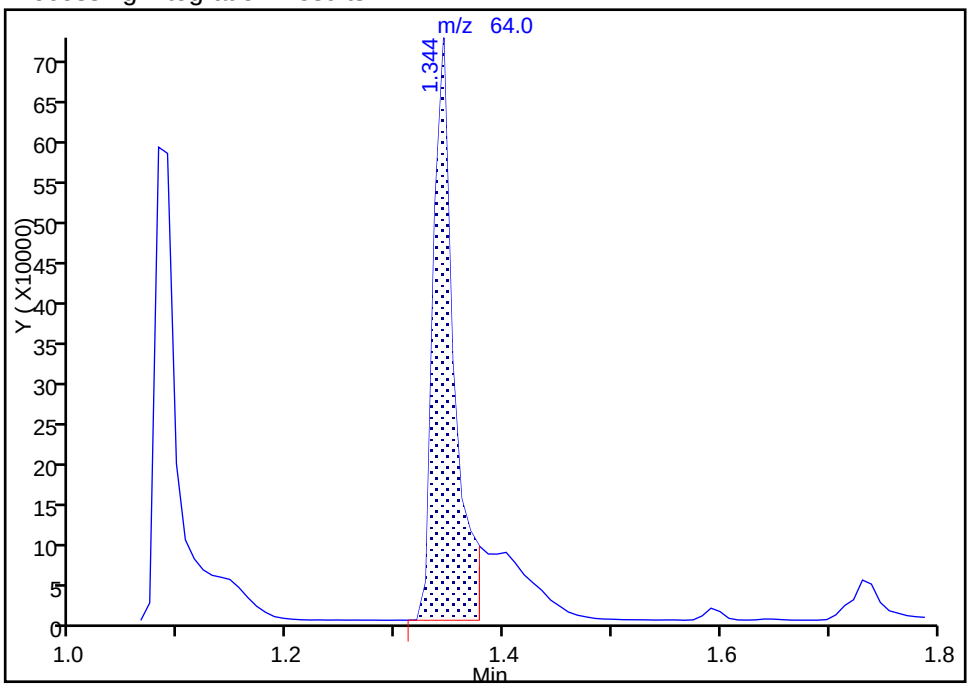

Manual Integration Results

RT: 1.34
Area: 1238670
Amount: 462.0254
Amount Units: ug/l

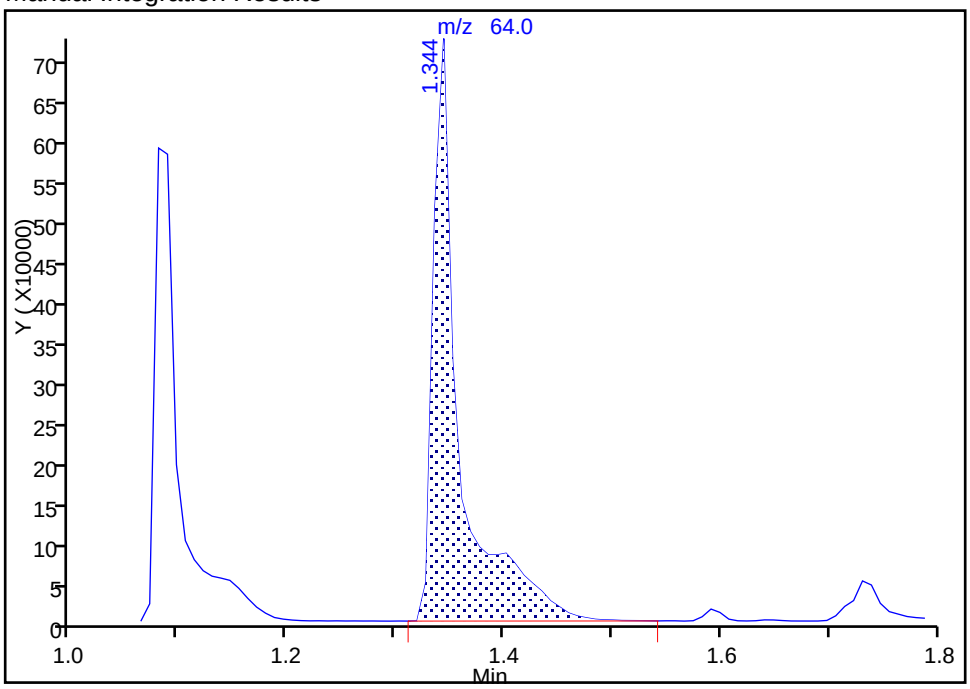

Reviewer: baronm, 11-Mar-2018 21:02:46
Audit Action: Manually Integrated Audit Reason: Incomplete Integration

FORM VI
GC/MS VOA BY INTERNAL STANDARD - INITIAL CALIBRATION DATA
CURVE EVALUATION

Lab Name: TestAmerica Edison Job No.: 460-151079-1 Analy Batch No.: 502316

SDG No.:

Instrument ID: CVOAMS6 GC Column: Rtx-624 ID: 0.25(mm) Heated Purge: (Y/N) N

Calibration Start Date: 03/09/2018 02:28 Calibration End Date: 03/09/2018 04:49 Calibration ID: 66921

Calibration Files:

LEVEL:	LAB SAMPLE ID:	LAB FILE ID:
Level 1	STD7 460-502316/3	F60569.D
Level 2	STD1 460-502316/4	F60570.D
Level 3	STD5 460-502316/5	F60571.D
Level 4	STD20 460-502316/6	F60572.D
Level 5	STD50 460-502316/7	F60573.D
Level 6	STD200 460-502316/8	F60574.D
Level 7	STD500 460-502316/9	F60575.D

ANALYTE	RRF					CURVE TYPE	COEFFICIENT			#	MIN RRF	%RSD	#	MAX %RSD	R^2 OR COD	#	MIN R^2 OR COD
	LVL 1 LVL 6	LVL 2 LVL 7	LVL 3	LVL 4	LVL 5		B	M1	M2								
Chlorotrifluoroethene	+++++ 0.0821	0.1072 0.0759	0.0696	0.0928	0.0877	Ave		0.0859				15.5		20.0			
Dichlorodifluoromethane	+++++ 0.5569	0.3994 0.5322	0.5177	0.5582	0.6384	Ave		0.5338			0.1000	14.6		20.0			
Chloromethane	+++++ 0.3637	0.3833 0.3458	0.4373	0.3874	0.4135	Ave		0.3885			0.1000	8.5		20.0			
Vinyl chloride	+++++ 0.3613	0.3991 0.3390	0.3872	0.3807	0.4244	Ave		0.3820			0.1000	7.8		20.0			
Butadiene	+++++ 0.3187	0.3735 0.3005	0.2937	0.3211	0.3590	Ave		0.3278				9.7		20.0			
Bromomethane	+++++ 0.2123	0.2848 0.1851	0.2621	0.2499	0.2607	Ave		0.2425			0.1000	15.2		20.0			
Chloroethane	+++++ 0.1735	0.2175 0.1475	0.2069	0.2022	0.2055	Ave		0.1922			0.1000	13.7		20.0			
Dichlorofluoromethane	+++++ 0.5159	0.6111 0.4594	0.5742	0.5462	0.5951	Ave		0.5503				10.2		20.0			
Trichlorofluoromethane	+++++ 0.5157	0.5945 0.4640	0.4991	0.5075	0.5975	Ave		0.5297			0.1000	10.3		20.0			
Pentane	+++++ 1.9367	1.9595 1.7066	2.1317	2.1492	1.8751	Ave		1.9598				8.5		20.0			
Ethanol	+++++ 0.0619	0.0779 0.0580	0.0568	0.0579	0.0663	Ave		0.0631				12.7		20.0			
Ethyl ether	+++++ 0.2541	0.3379 0.2263	0.2997	0.2856	0.2702	Ave		0.2790				13.8		20.0			
2-Methyl-1,3-butadiene	+++++ 0.2963	0.3997 0.2557	0.2948	0.3342	0.3047	Ave		0.3142				15.5		20.0			
1,2-Dichloro-1,1,2-trifluoroethane	+++++ 0.3251	0.3244 0.2958	0.3815	0.3630	0.3646	Ave		0.3424				9.5		20.0			

Note: The M1 coefficient is the same as Ave RRF for an Ave curve type.

FORM VI
GC/MS VOA BY INTERNAL STANDARD - INITIAL CALIBRATION DATA
CURVE EVALUATION

Lab Name: TestAmerica Edison Job No.: 460-151079-1 Analy Batch No.: 502316

SDG No.:

Instrument ID: CVOAMS6 GC Column: Rtx-624 ID: 0.25(mm) Heated Purge: (Y/N) N

Calibration Start Date: 03/09/2018 02:28 Calibration End Date: 03/09/2018 04:49 Calibration ID: 66921

ANALYTE	RRF					CURVE TYPE	COEFFICIENT			#	MIN RRF	%RSD	#	MAX %RSD	R^2 OR COD	#	MIN R^2 OR COD
	LVL 1 LVL 6	LVL 2 LVL 7	LVL 3	LVL 4	LVL 5		B	M1	M2								
Acrolein	+++++ 1.9487	1.6086 1.8113	2.0017	1.7206	2.0438	Ave		1.8558				9.2		20.0			
Freon TF	+++++ 0.3781	0.4541 0.3423	0.4056	0.4151	0.3989	Ave		0.3990			0.1000	9.4		20.0			
1,1-Dichloroethene	+++++ 0.3290	0.4417 0.3001	0.3548	0.3580	0.3539	Ave		0.3562			0.1000	13.3		20.0			
Acetone	+++++ 1.1669	0.6820 +++++	0.9680	1.0081	1.0204	Ave		0.9691			0.0500	18.3		20.0			
Iodomethane	+++++ 0.6796	0.7979 0.6118	0.7665	0.7499	0.7405	Ave		0.7244				9.3		20.0			
Isopropyl alcohol	+++++ 0.7283	0.5800 0.6525	0.8225	0.6993	0.7218	Ave		0.7007				11.6		20.0			
Carbon disulfide	+++++ 1.1086	1.2114 1.0010	1.1816	1.1689	1.1512	Ave		1.1371			0.1000	6.6		20.0			
3-Chloro-1-propene	+++++ 0.6173	0.6642 0.5429	0.7189	0.7019	0.6379	Ave		0.6472				9.8		20.0			
Methyl acetate	+++++ 0.1991	0.2459 0.1760	0.2125	0.2169	0.2061	Ave		0.2094			0.1000	11.0		20.0			
Cyclopentene	+++++ 0.7442	0.9086 0.6330	0.7637	0.8143	0.7679	Ave		0.7720				11.7		20.0			
Acetonitrile	+++++ 2.0145	1.9734 1.8646	1.4075	1.7274	1.6666	Ave		1.7757				12.7		20.0			
Methylene Chloride	+++++ 0.3524	0.4536 0.3218	0.3851	0.3778	0.3527	Ave		0.3739			0.1000	12.0		20.0			
2-Methyl-2-propanol	+++++ 1.2691	1.4653 1.2364	1.2129	1.2237	1.1885	Ave		1.2660				8.0		20.0			
MTBE	+++++ 0.9438	0.9639 0.8486	0.9892	1.0222	0.9557	Ave		0.9539			0.1000	6.2		20.0			
trans-1,2-Dichloroethene	+++++ 0.3358	0.4569 0.3000	0.3424	0.3768	0.3409	Ave		0.3588			0.1000	15.0		20.0			
Acrylonitrile	0.1244 0.1000	0.1122 0.0905	0.1043	0.1056	0.0984	Ave		0.1050				10.3		20.0			
Hexane	+++++ 0.2772	0.3285 0.2471	0.2634	0.2779	0.2575	Ave		0.2753				10.4		20.0			
Isopropyl ether	+++++ 0.9844	1.2291 0.8635	1.0569	1.0874	0.9861	Ave		1.0346				11.9		20.0			
1,1-Dichloroethane	+++++ 0.5362	0.7013 0.4647	0.6030	0.5887	0.5440	Ave		0.5730			0.2000	13.9		20.0			
Vinyl acetate	+++++ 0.0615	0.0790 0.0544	0.0604	0.0649	0.0585	Ave		0.0631				13.5		20.0			

Note: The M1 coefficient is the same as Ave RRF for an Ave curve type.

FORM VI
GC/MS VOA BY INTERNAL STANDARD - INITIAL CALIBRATION DATA
CURVE EVALUATION

Lab Name: TestAmerica Edison Job No.: 460-151079-1 Analy Batch No.: 502316

SDG No.:

Instrument ID: CVOAMS6 GC Column: Rtx-624 ID: 0.25(mm) Heated Purge: (Y/N) N

Calibration Start Date: 03/09/2018 02:28 Calibration End Date: 03/09/2018 04:49 Calibration ID: 66921

ANALYTE	RRF					CURVE TYPE	COEFFICIENT			#	MIN RRF	%RSD	#	MAX %RSD	R^2 OR COD	#	MIN R^2 OR COD
	LVL 1 LVL 6	LVL 2 LVL 7	LVL 3	LVL 4	LVL 5		B	M1	M2								
2-Chloro-1,3-butadiene	+++++ 0.3023	0.3568 0.2653	0.3124	0.3200	0.2943	Ave		0.3085				9.8		20.0			
Tert-butyl ethyl ether	+++++ 0.9930	1.1046 0.8540	1.0440	1.0666	1.0006	Ave		1.0104				8.6		20.0			
2,2-Dichloropropane	+++++ 0.1194	0.1325 0.1029	0.1454	0.1327	0.1270	Ave		0.1267				11.4		20.0			
cis-1,2-Dichloroethene	+++++ 0.3453	0.4304 0.2924	0.3833	0.4014	0.3863	Ave		0.3732			0.1000	12.9		20.0			
Ethyl acetate	+++++ 0.3136	0.4307 +++++	0.2838	0.3231	0.3195	Ave		0.3341				16.8		20.0			
2-Butanone	+++++ 0.3274	0.2050 0.3021	0.3476	0.3267	0.3164	Lin2	-0.577	0.3288			0.0500				0.9950		0.9900
Methyl acrylate	+++++ 0.3068	0.3889 0.3091	0.2594	0.2663	0.2713	Ave		0.3003				16.1		20.0			
Propionitrile	+++++ 1.5243	1.4476 1.4832	1.5041	1.5682	1.4583	Ave		1.4976				3.0		20.0			
Tetrahydrofuran	+++++ 0.3441	0.4045 0.3182	0.3554	0.3857	0.3801	Ave		0.3647				8.6		20.0			
Bromochloromethane	+++++ 0.1763	0.2266 0.1536	0.2276	0.2192	0.1980	Ave		0.2002				15.1		20.0			
Methacrylonitrile	+++++ 0.0947	0.1200 0.0806	0.1093	0.1070	0.1015	Ave		0.1022				13.2		20.0			
Chloroform	+++++ 0.5170	0.6976 0.4571	0.6220	0.6153	0.5756	Ave		0.5808			0.2000	14.6		20.0			
Cyclohexane	+++++ 0.4670	0.5782 0.4150	0.5177	0.5217	0.5097	Ave		0.5015			0.1000	11.0		20.0			
1,1,1-Trichloroethane	+++++ 0.5233	0.5927 0.4744	0.6086	0.6114	0.5677	Ave		0.5630			0.1000	9.6		20.0			
Carbon tetrachloride	+++++ 0.5067	0.6221 0.4695	0.5317	0.5734	0.5393	Ave		0.5405			0.1000	9.8		20.0			
1,1-Dichloropropene	+++++ 0.4029	0.4310 0.3667	0.4475	0.4451	0.4188	Ave		0.4187				7.3		20.0			
Isobutyl alcohol	+++++ 0.3808	0.4794 0.3563	0.4964	0.3984	0.4313	Ave		0.4238				13.1		20.0			
Benzene	+++++ 1.4684	1.5427 1.2858	1.4091	1.4869	1.4802	Ave		1.4455			0.5000	6.2		20.0			
Isopropyl acetate	+++++ 0.8623	0.9486 0.7774	0.8458	0.9420	0.8685	Ave		0.8741				7.3		20.0			
Tert-amyl methyl ether	+++++ 1.0169	1.1275 0.9093	1.0835	1.1099	1.0213	Ave		1.0447				7.7		20.0			

Note: The M1 coefficient is the same as Ave RRF for an Ave curve type.

FORM VI
GC/MS VOA BY INTERNAL STANDARD - INITIAL CALIBRATION DATA
CURVE EVALUATION

Lab Name: TestAmerica Edison Job No.: 460-151079-1 Analy Batch No.: 502316

SDG No.:

Instrument ID: CVOAMS6 GC Column: Rtx-624 ID: 0.25(mm) Heated Purge: (Y/N) N

Calibration Start Date: 03/09/2018 02:28 Calibration End Date: 03/09/2018 04:49 Calibration ID: 66921

ANALYTE	RRF					CURVE TYPE	COEFFICIENT			#	MIN RRF	%RSD	#	MAX %RSD	R^2 OR COD	#	MIN R^2 OR COD
	LVL 1 LVL 6	LVL 2 LVL 7	LVL 3	LVL 4	LVL 5		B	M1	M2								
1,2-Dichloroethane	+++++ 0.4073	0.4894 0.3849	0.4207	0.4470	0.4045	Ave		0.4256			0.1000	8.8		20.0			
n-Heptane	+++++ 0.2033	0.2410 0.1876	0.2398	0.2108	0.1942	Ave		0.2128				10.7		20.0			
n-Butanol	+++++ 0.2874	0.3715 0.2917	0.3055	0.2768	0.2686	Ave		0.3002				12.4		20.0			
Trichloroethene	+++++ 0.3140	0.4305 0.2926	0.3102	0.3455	0.3265	Ave		0.3366			0.2000	14.6		20.0			
Ethyl acrylate	+++++ 0.6787	0.8280 0.6342	0.7323	0.7533	0.6889	Ave		0.7192				9.4		20.0			
Methylcyclohexane	+++++ 0.5220	0.6907 0.4712	0.5951	0.6248	0.5565	Ave		0.5767			0.1000	13.5		20.0			
1,2-Dichloropropane	+++++ 0.2719	0.3724 0.2598	0.2893	0.2931	0.2679	Ave		0.2924			0.1000	14.1		20.0			
Methyl methacrylate	+++++ 0.0728	0.0980 0.0722	0.0747	0.0747	0.0747	Ave		0.0778				12.8		20.0			
1,4-Dioxane	+++++ 1.1205	1.4618 0.9471	1.4011	1.2323	1.1351	Ave		1.2163				15.7		20.0			
n-Propyl acetate	+++++ 0.3256	0.3473 0.3268	0.3410	0.3484	0.3202	Ave		0.3349				3.6		20.0			
Dibromomethane	+++++ 0.1861	0.2061 0.1804	0.2069	0.2033	0.1881	Ave		0.1952				5.9		20.0			
Bromodichloromethane	+++++ 0.4053	0.4065 0.3946	0.4218	0.4111	0.3895	Ave		0.4048			0.2000	2.9		20.0			
2-Chloroethyl vinyl ether	+++++ 0.1308	0.1580 0.1351	0.1468	0.1406	0.1243	Ave		0.1393				8.6		20.0			
2-Nitropropane	+++++ 0.0797	0.1679 0.0800	0.0856	0.0753	0.0724	QuaF		0.0785	0.0000016						1.0000		0.9900
Epichlorohydrin	0.3872 0.2336	0.3176 0.2372	0.2683	0.2751	0.2459	QuaF		0.2342	0.0000003						1.0000		0.9900
cis-1,3-Dichloropropene	+++++ 0.6146	0.5649 0.6136	0.5610	0.5757	0.5721	Ave		0.5837			0.2000	4.1		20.0			
4-Methyl-2-pentanone	+++++ 2.5148	2.7805 2.3393	2.8062	3.0082	2.7109	Ave		2.6933			0.0500	8.7		20.0			
Toluene	+++++ 1.5703	1.7746 1.4713	1.5706	1.5679	1.5202	Ave		1.5791			0.4000	6.6		20.0			
trans-1,3-Dichloropropene	+++++ 0.5326	0.5640 0.5334	0.5017	0.5358	0.5073	Ave		0.5291			0.1000	4.2		20.0			
Ethyl methacrylate	+++++ 0.4370	0.4077 0.4164	0.4269	0.4432	0.4266	Ave		0.4263				3.0		20.0			

Note: The M1 coefficient is the same as Ave RRF for an Ave curve type.

FORM VI
GC/MS VOA BY INTERNAL STANDARD - INITIAL CALIBRATION DATA
CURVE EVALUATION

Lab Name: TestAmerica Edison Job No.: 460-151079-1 Analy Batch No.: 502316

SDG No.:

Instrument ID: CVOAMS6 GC Column: Rtx-624 ID: 0.25(mm) Heated Purge: (Y/N) N

Calibration Start Date: 03/09/2018 02:28 Calibration End Date: 03/09/2018 04:49 Calibration ID: 66921

ANALYTE	RRF					CURVE TYPE	COEFFICIENT			#	MIN RRF	%RSD	#	MAX %RSD	R^2 OR COD	#	MIN R^2 OR COD
	LVL 1 LVL 6	LVL 2 LVL 7	LVL 3	LVL 4	LVL 5		B	M1	M2								
1,1,2-Trichloroethane	+++++ 0.2695	0.3640 0.2626	0.2869	0.2632	0.2585	Ave		0.2841			0.1000	14.2		20.0			
Tetrachloroethene	+++++ 0.4929	0.5057 0.4635	0.4900	0.5007	0.4946	Ave		0.4912			0.2000	3.0		20.0			
1,3-Dichloropropane	+++++ 0.5152	0.5858 0.5175	0.5261	0.5234	0.4906	Ave		0.5264				6.0		20.0			
2-Hexanone	+++++ 1.5765	1.9972 1.5410	1.8186	1.8863	1.6922	Ave		1.7520			0.0500	10.3		20.0			
n-Butyl acetate	+++++ 0.5078	0.6987 0.4966	0.5450	0.5422	0.4960	Ave		0.5477				14.1		20.0			
Dibromochloromethane	+++++ 0.4579	0.5047 0.4523	0.4221	0.4316	0.4279	Ave		0.4494			0.1000	6.8		20.0			
1,2-Dibromoethane	+++++ 0.3446	0.4309 0.3371	0.3460	0.3538	0.3317	Ave		0.3574			0.1000	10.3		20.0			
Chlorobenzene	+++++ 1.0881	1.1672 1.0369	1.1361	1.1546	1.0966	Ave		1.1132			0.5000	4.4		20.0			
Ethylbenzene	+++++ 0.5727	0.6945 0.5312	0.5896	0.6324	0.5937	Ave		0.6023			0.1000	9.3		20.0			
1,1,1,2-Tetrachloroethane	+++++ 0.4568	0.4562 0.4221	0.4167	0.4637	0.4591	Ave		0.4458				4.6		20.0			
m&p-Xylene	+++++ 0.7351	0.8730 0.6859	0.7879	0.7783	0.7303	Ave		0.7651			0.1000	8.4		20.0			
n-Butyl acrylate	+++++ 0.2782	0.2591 0.2435	0.2837	0.3144	0.2977	Ave		0.2794				9.2		20.0			
o-Xylene	+++++ 0.7190	0.7885 0.6360	0.7858	0.8298	0.7704	Ave		0.7549			0.3000	9.1		20.0			
Styrene	+++++ 1.1541	1.4049 1.0330	1.2890	1.3044	1.2233	Ave		1.2348			0.3000	10.5		20.0			
Amyl acetate (mixed isomers)	+++++ 1.0992	1.3077 1.0250	1.1060	1.1445	1.0419	Ave		1.1207				9.1		20.0			
Bromoform	+++++ 0.3151	0.3017 0.2919	0.2905	0.3137	0.3104	Ave		0.3039			0.1000	3.6		20.0			
Isopropylbenzene	+++++ 1.9056	2.2817 1.6086	2.0662	2.1657	2.0755	Ave		2.0172			0.1000	11.7		20.0			
Bromobenzene	+++++ 0.8291	0.9867 0.7517	0.9330	0.9174	0.8334	Ave		0.8752				9.8		20.0			
1,1,2,2-Tetrachloroethane	+++++ 0.6470	0.7346 0.6131	0.6134	0.6983	0.6334	Ave		0.6566			0.3000	7.5		20.0			
N-Propylbenzene	+++++ 3.1376	3.7656 2.6220	3.4171	3.6496	3.2854	Ave		3.3129				12.4		20.0			

Note: The M1 coefficient is the same as Ave RRF for an Ave curve type.

FORM VI
GC/MS VOA BY INTERNAL STANDARD - INITIAL CALIBRATION DATA
CURVE EVALUATION

Lab Name: TestAmerica Edison Job No.: 460-151079-1 Analy Batch No.: 502316

SDG No.:

Instrument ID: CVOAMS6 GC Column: Rtx-624 ID: 0.25(mm) Heated Purge: (Y/N) N

Calibration Start Date: 03/09/2018 02:28 Calibration End Date: 03/09/2018 04:49 Calibration ID: 66921

ANALYTE	RRF					CURVE TYPE	COEFFICIENT			#	MIN RRF	%RSD	#	MAX %RSD	R^2 OR COD	#	MIN R^2 OR COD
	LVL 1 LVL 6	LVL 2 LVL 7	LVL 3	LVL 4	LVL 5		B	M1	M2								
1,2,3-Trichloropropane	+++++ 0.2068	0.2251 0.1980	0.1991	0.2232	0.2065	Ave		0.2098				5.6		20.0			
trans-1,4-Dichloro-2-butene	+++++ 0.1997	0.2548 0.2000	0.1639	0.2067	0.1810	Ave		0.2010				15.3		20.0			
2-Chlorotoluene	+++++ 2.1401	2.6097 1.8482	2.4045	2.5244	2.2619	Ave		2.2981				12.1		20.0			
4-Ethyltoluene	+++++ 2.6804	3.2211 2.2444	3.1135	3.1734	2.8769	Ave		2.8849				13.0		20.0			
1,3,5-Trimethylbenzene	+++++ 2.5527	3.0673 2.2086	2.7108	2.8289	2.5951	Ave		2.6605				10.8		20.0			
4-Chlorotoluene	+++++ 2.0563	2.4387 1.8703	2.2705	2.2210	2.0412	Ave		2.1497				9.3		20.0			
Butyl Methacrylate	+++++ 0.8766	0.8580 0.8115	0.8317	0.9254	0.8503	Ave		0.8589				4.6		20.0			
tert-Butylbenzene	+++++ 2.2703	2.3101 1.9911	2.2982	2.3390	2.2541	Ave		2.2438				5.7		20.0			
1,2,4-Trimethylbenzene	+++++ 2.5918	3.0979 2.1848	2.8277	3.0049	2.6980	Ave		2.7342				12.0		20.0			
sec-Butylbenzene	+++++ 3.1200	3.5911 2.6062	3.3707	3.4599	3.2285	Ave		3.2294				10.8		20.0			
4-Isopropyltoluene	+++++ 2.6579	3.2918 2.1432	3.0372	3.2315	2.9099	Ave		2.8786				14.8		20.0			
1,3-Dichlorobenzene	+++++ 1.3677	1.7958 1.1430	1.6874	1.7741	1.5816	Ave		1.5583			0.6000	16.5		20.0			
1,4-Dichlorobenzene	+++++ 1.4523	1.8445 1.2631	1.7547	1.7296	1.6141	Ave		1.6097			0.5000	13.5		20.0			
Benzyl chloride	+++++ 1.6020	1.8112 1.4809	1.6232	1.7230	1.5871	Ave		1.6379				7.0		20.0			
Indan	+++++ 2.6063	3.2003 2.2257	3.1149	3.0910	2.9038	Ave		2.8570				13.1		20.0			
p-Diethylbenzene	+++++ 1.5760	2.0285 1.3659	1.8074	1.8700	1.7087	Ave		1.7261				13.5		20.0			
n-Butylbenzene	+++++ 1.3079	1.5052 1.1495	1.3850	1.4876	1.3445	Ave		1.3633				9.6		20.0			
1,2-Dichlorobenzene	+++++ 1.5107	1.9694 1.3448	1.6791	1.7793	1.6309	Ave		1.6524			0.4000	13.0		20.0			
1,2,4,5-Tetramethylbenzene	+++++ 2.8104	3.5178 2.2395	3.3194	3.5123	3.1164	Ave		3.0860				16.0		20.0			
1,2-Dibromo-3-Chloropropane	+++++ 0.1616	0.2425 0.1603	0.1446	0.1592	0.1560	QuaF		0.1615	-0.000002		0.0500				1.0000		0.9900

Note: The M1 coefficient is the same as Ave RRF for an Ave curve type.

FORM VI
GC/MS VOA BY INTERNAL STANDARD - INITIAL CALIBRATION DATA
CURVE EVALUATION

Lab Name: TestAmerica Edison Job No.: 460-151079-1 Analy Batch No.: 502316

SDG No.:

Instrument ID: CVOAMS6 GC Column: Rtx-624 ID: 0.25(mm) Heated Purge: (Y/N) N

Calibration Start Date: 03/09/2018 02:28 Calibration End Date: 03/09/2018 04:49 Calibration ID: 66921

ANALYTE	RRF					CURVE TYPE	COEFFICIENT			#	MIN RRF	%RSD	#	MAX %RSD	R^2 OR COD	#	MIN R^2 OR COD
	LVL 1 LVL 6	LVL 2 LVL 7	LVL 3	LVL 4	LVL 5		B	M1	M2								
1,3,5-Trichlorobenzene	+++++ 1.2461	1.6040 1.0358	1.4299	1.4881	1.3838	Ave		1.3646				14.6		20.0			
1,2,4-Trichlorobenzene	+++++ 1.1875	1.3296 1.0262	1.3301	1.4218	1.2846	Ave		1.2633			0.2000	11.0		20.0			
Hexachlorobutadiene	+++++ 0.5706	0.7040 0.5052	0.6233	0.6531	0.5978	Ave		0.6090				11.3		20.0			
Naphthalene	+++++ 2.6688	2.7769 2.3873	2.6316	2.9598	2.7840	Ave		2.7014				7.1		20.0			
1,2,3-Trichlorobenzene	+++++ 1.0940	1.2092 0.9738	1.1785	1.2295	1.1661	Ave		1.1419				8.3		20.0			
Dibromofluoromethane (Surr)	0.2996 0.2737	0.3033 0.2469	0.2977	0.3008	0.3051	Ave		0.2896				7.4		20.0			
1,2-Dichloroethane-d4 (Surr)	0.3213 0.3039	0.3205 0.2932	0.3153	0.3082	0.2955	Ave		0.3083				3.7		20.0			
Toluene-d8 (Surr)	1.1702 1.2692	1.1731 1.3391	1.1543	1.1873	1.1975	Ave		1.2130				5.5		20.0			
Bromofluorobenzene	0.4925 0.4700	0.4643 0.4943	0.4938	0.4740	0.4840	Ave		0.4818				2.6		20.0			

Note: The M1 coefficient is the same as Ave RRF for an Ave curve type.

FORM VI
GC/MS VOA BY INTERNAL STANDARD - INITIAL CALIBRATION DATA
RESPONSE AND CONCENTRATION

Lab Name: TestAmerica Edison Job No.: 460-151079-1 Analy Batch No.: 502316

SDG No.:

Instrument ID: CVOAMS6 GC Column: Rtx-624 ID: 0.25(mm) Heated Purge: (Y/N) N

Calibration Start Date: 03/09/2018 02:28 Calibration End Date: 03/09/2018 04:49 Calibration ID: 66921

Calibration Files:

LEVEL:	LAB SAMPLE ID:	LAB FILE ID:
Level 1	STD7 460-502316/3	F60569.D
Level 2	STD1 460-502316/4	F60570.D
Level 3	STD5 460-502316/5	F60571.D
Level 4	STD20 460-502316/6	F60572.D
Level 5	STD50 460-502316/7	F60573.D
Level 6	STD200 460-502316/8	F60574.D
Level 7	STD500 460-502316/9	F60575.D

ANALYTE	IS REF	CURVE TYPE	RESPONSE					CONCENTRATION (UG/L)				
			LVL 1 LVL 6	LVL 2 LVL 7	LVL 3	LVL 4	LVL 5	LVL 1 LVL 6	LVL 2 LVL 7	LVL 3	LVL 4	LVL 5
Chlorotrifluoroethene	FB	Ave	+++++ 192901	1110 448921	3660	19511	48505	+++++ 200	1.00 500	5.00	20.0	50.0
Dichlorodifluoromethane	FB	Ave	+++++ 1307867	4137 3147680	27237	117368	353172	+++++ 200	1.00 500	5.00	20.0	50.0
Chloromethane	FB	Ave	+++++ 854146	3970 2045511	23007	81456	228756	+++++ 200	1.00 500	5.00	20.0	50.0
Vinyl chloride	FB	Ave	+++++ 848460	4134 2005295	20373	80050	234754	+++++ 200	1.00 500	5.00	20.0	50.0
Butadiene	FB	Ave	+++++ 748487	3869 1777584	15452	67503	198609	+++++ 200	1.00 500	5.00	20.0	50.0
Bromomethane	FB	Ave	+++++ 498506	2950 1094694	13791	52541	144199	+++++ 200	1.00 500	5.00	20.0	50.0
Chloroethane	FB	Ave	+++++ 407431	2253 872281	10888	42510	113677	+++++ 200	1.00 500	5.00	20.0	50.0
Dichlorofluoromethane	FB	Ave	+++++ 1211513	6330 2717307	30210	114836	329193	+++++ 200	1.00 500	5.00	20.0	50.0
Trichlorofluoromethane	FB	Ave	+++++ 1211052	6158 2744284	26259	106711	330527	+++++ 200	1.00 500	5.00	20.0	50.0
Pentane	TBAd 9	Ave	+++++ 218446	1019 479425	5617	21483	51367	+++++ 400	2.00 1000	10.0	40.0	100
Ethanol	TBAd 9	Ave	+++++ 139698	810 325902	2993	11584	36344	+++++ 8000	40.0 20000	200	800	2000
Ethyl ether	FB	Ave	+++++ 596626	3500 1338748	15766	60052	149487	+++++ 200	1.00 500	5.00	20.0	50.0
2-Methyl-1,3-butadiene	FB	Ave	+++++ 695705	4140 1512368	15511	70268	168535	+++++ 200	1.00 500	5.00	20.0	50.0
1,2-Dichloro-1,1,2-trifluoroethane	FB	Ave	+++++ 763338	3360 1749547	20070	76321	201676	+++++ 200	1.00 500	5.00	20.0	50.0
Acrolein	TBAd 9	Ave	+++++ 109897	1673 203541	10549	17199	55991	+++++ 200	4.00 400	20.0	40.0	100

FORM VI
GC/MS VOA BY INTERNAL STANDARD - INITIAL CALIBRATION DATA
RESPONSE AND CONCENTRATION

Lab Name: TestAmerica Edison Job No.: 460-151079-1 Analy Batch No.: 502316

SDG No.:

Instrument ID: CVOAMS6 GC Column: Rtx-624 ID: 0.25(mm) Heated Purge: (Y/N) N

Calibration Start Date: 03/09/2018 02:28 Calibration End Date: 03/09/2018 04:49 Calibration ID: 66921

ANALYTE	IS REF	CURVE TYPE	RESPONSE					CONCENTRATION (UG/L)				
			LVL 1 LVL 6	LVL 2 LVL 7	LVL 3	LVL 4	LVL 5	LVL 1 LVL 6	LVL 2 LVL 7	LVL 3	LVL 4	LVL 5
Freon TF	FB	Ave	+++++ 887840	4704 2024563	21338	87283	220661	+++++ 200	1.00 500	5.00	20.0	50.0
1,1-Dichloroethene	FB	Ave	+++++ 772706	4575 1774851	18666	75267	195758	+++++ 200	1.00 500	5.00	20.0	50.0
Acetone	BUT	Ave	+++++ 1280033	3393 +++++	24099	93666	254631	+++++ 1000	5.00 +++++	25.0	100	250
Iodomethane	FB	Ave	+++++ 1595927	8265 3618548	40327	157669	409613	+++++ 200	1.00 500	5.00	20.0	50.0
Isopropyl alcohol	TBAd9	Ave	+++++ 410734	1508 916550	10836	34950	98873	+++++ 2000	10.0 5000	50.0	200	500
Carbon disulfide	FB	Ave	+++++ 2603338	12547 5920700	62165	245751	636838	+++++ 200	1.00 500	5.00	20.0	50.0
3-Chloro-1-propene	FB	Ave	+++++ 1449755	6880 3211210	37822	147584	352884	+++++ 200	1.00 500	5.00	20.0	50.0
Methyl acetate	FB	Ave	+++++ 2337778	12737 5205375	55908	228022	569925	+++++ 1000	5.00 2500	25.0	100	250
Cyclopentene	FB	Ave	+++++ 1747744	9411 3744261	40183	171206	424783	+++++ 200	1.00 500	5.00	20.0	50.0
Acetonitrile	TBAd9	Ave	+++++ 1136051	5131 2619099	18544	86334	228287	+++++ 2000	10.0 5000	50.0	200	500
Methylene Chloride	FB	Ave	+++++ 827678	4698 1903116	20260	79439	195112	+++++ 200	1.00 500	5.00	20.0	50.0
2-Methyl-2-propanol	TBAd9	Ave	+++++ 715698	3810 1736699	15980	61158	162790	+++++ 2000	10.0 5000	50.0	200	500
MTBE	FB	Ave	+++++ 2216371	9984 5019079	52046	214910	528687	+++++ 200	1.00 500	5.00	20.0	50.0
trans-1,2-Dichloroethene	FB	Ave	+++++ 788620	4733 1774315	18014	79216	188589	+++++ 200	1.00 500	5.00	20.0	50.0
Acrylonitrile	FB	Ave	2673 2348530	11623 5355274	54869	221919	544108	2.00 2000	10.0 5000	50.0	200	500
Hexane	FB	Ave	+++++ 650958	3403 1461400	13857	58434	142458	+++++ 200	1.00 500	5.00	20.0	50.0
Isopropyl ether	FB	Ave	+++++ 2311746	12731 5107191	55606	228633	545508	+++++ 200	1.00 500	5.00	20.0	50.0
1,1-Dichloroethane	FB	Ave	+++++ 1259127	7264 2748508	31728	123773	300918	+++++ 200	1.00 500	5.00	20.0	50.0
Vinyl acetate	FB	Ave	+++++ 289046	1637 643139	6359	27271	64684	+++++ 400	2.00 1000	10.0	40.0	100
2-Chloro-1,3-butadiene	FB	Ave	+++++ 709995	3696 1569398	16434	67283	162787	+++++ 200	1.00 500	5.00	20.0	50.0
Tert-butyl ethyl ether	FB	Ave	+++++ 2331950	11441 5051024	54926	224242	553530	+++++ 200	1.00 500	5.00	20.0	50.0

FORM VI
GC/MS VOA BY INTERNAL STANDARD - INITIAL CALIBRATION DATA
RESPONSE AND CONCENTRATION

Lab Name: TestAmerica Edison Job No.: 460-151079-1 Analy Batch No.: 502316

SDG No.:

Instrument ID: CVOAMS6 GC Column: Rtx-624 ID: 0.25(mm) Heated Purge: (Y/N) N

Calibration Start Date: 03/09/2018 02:28 Calibration End Date: 03/09/2018 04:49 Calibration ID: 66921

ANALYTE	IS REF	CURVE TYPE	RESPONSE					CONCENTRATION (UG/L)				
			LVL 1 LVL 6	LVL 2 LVL 7	LVL 3	LVL 4	LVL 5	LVL 1 LVL 6	LVL 2 LVL 7	LVL 3	LVL 4	LVL 5
2,2-Dichloropropane	FB	Ave	+++++ 280449	1372 608913	7651	27900	70254	+++++ 200	1.00 500	5.00	20.0	50.0
cis-1,2-Dichloroethene	FB	Ave	+++++ 810803	4458 1729622	20164	84389	213699	+++++ 200	1.00 500	5.00	20.0	50.0
Ethyl acetate	BUT	Ave	+++++ 137605	857 +++++	2826	12007	31892	+++++ 400	2.00 +++++	10.0	40.0	100
2-Butanone	BUT	Lin2	+++++ 359141	1020 820112	8654	30359	78964	+++++ 1000	5.00 2500	25.0	100	250
Methyl acrylate	CBNZ d5	Ave	+++++ 528557	3331 1340482	11596	45198	117535	+++++ 200	1.00 500	5.00	20.0	50.0
Propionitrile	TBAd 9	Ave	+++++ 859609	3764 2083295	19816	78378	199748	+++++ 2000	10.0 5000	50.0	200	500
Tetrahydrofuran	BUT	Ave	+++++ 150987	805 345546	3539	14335	37936	+++++ 400	2.00 1000	10.0	40.0	100
Bromochloromethane	FB	Ave	+++++ 413952	2347 908479	11973	46085	109539	+++++ 200	1.00 500	5.00	20.0	50.0
Methacrylonitrile	FB	Ave	+++++ 2224635	12434 4766626	57494	225024	561499	+++++ 2000	10.0 5000	50.0	200	500
Chloroform	FB	Ave	+++++ 1214193	7226 2703339	32727	129375	318409	+++++ 200	1.00 500	5.00	20.0	50.0
Cyclohexane	FB	Ave	+++++ 1096620	5989 2454521	27240	109688	281935	+++++ 200	1.00 500	5.00	20.0	50.0
1,1,1-Trichloroethane	FB	Ave	+++++ 1228789	6139 2805843	32020	128543	314022	+++++ 200	1.00 500	5.00	20.0	50.0
Carbon tetrachloride	FB	Ave	+++++ 1189954	6444 2777261	27972	120561	298317	+++++ 200	1.00 500	5.00	20.0	50.0
1,1-Dichloropropene	FB	Ave	+++++ 946191	4464 2168939	23543	93577	231678	+++++ 200	1.00 500	5.00	20.0	50.0
Isobutyl alcohol	TBAd 9	Ave	+++++ 536832	3116 1251196	16351	49775	147704	+++++ 5000	25.0 12500	125	500	1250
Benzene	CBNZ d5	Ave	+++++ 2529785	13212 5577113	62993	252326	641349	+++++ 200	1.00 500	5.00	20.0	50.0
Isopropyl acetate	FB	Ave	+++++ 2024971	9825 4598410	44501	198057	480446	+++++ 200	1.00 500	5.00	20.0	50.0
Tert-amyl methyl ether	FB	Ave	+++++ 2388023	11678 5378498	57006	233360	564964	+++++ 200	1.00 500	5.00	20.0	50.0
1,2-Dichloroethane	FB	Ave	+++++ 956411	5069 2276846	22132	93985	223780	+++++ 200	1.00 500	5.00	20.0	50.0
n-Heptane	FB	Ave	+++++ 477434	2496 1109565	12615	44330	107429	+++++ 200	1.00 500	5.00	20.0	50.0
n-Butanol	TBAd 9	Ave	+++++ 405184	2415 1024252	10061	34586	91970	+++++ 5000	25.0 12500	125	500	1250

FORM VI
GC/MS VOA BY INTERNAL STANDARD - INITIAL CALIBRATION DATA
RESPONSE AND CONCENTRATION

Lab Name: TestAmerica Edison Job No.: 460-151079-1 Analy Batch No.: 502316

SDG No.:

Instrument ID: CVOAMS6 GC Column: Rtx-624 ID: 0.25(mm) Heated Purge: (Y/N) N

Calibration Start Date: 03/09/2018 02:28 Calibration End Date: 03/09/2018 04:49 Calibration ID: 66921

ANALYTE	IS REF	CURVE TYPE	RESPONSE					CONCENTRATION (UG/L)				
			LVL 1 LVL 6	LVL 2 LVL 7	LVL 3	LVL 4	LVL 5	LVL 1 LVL 6	LVL 2 LVL 7	LVL 3	LVL 4	LVL 5
Trichloroethene	FB	Ave	+++++ 737420	4459 1730888	16321	72637	180640	+++++ 200	1.00 500	5.00	20.0	50.0
Ethyl acrylate	FB	Ave	+++++ 1593923	8576 3751387	38526	158386	381114	+++++ 200	1.00 500	5.00	20.0	50.0
Methylcyclohexane	FB	Ave	+++++ 1225912	7154 2786797	31309	131355	307867	+++++ 200	1.00 500	5.00	20.0	50.0
1,2-Dichloropropane	FB	Ave	+++++ 638494	3857 1536456	15220	61625	148188	+++++ 200	1.00 500	5.00	20.0	50.0
Methyl methacrylate	FB	Ave	+++++ 341702	2031 853915	7860	31403	82591	+++++ 400	2.00 1000	10.0	40.0	100
1,4-Dioxane	DXE	Ave	+++++ 118048	1805 288808	3636	12747	29784	+++++ 4000	50.0 10000	100	400	1000
n-Propyl acetate	FB	Ave	+++++ 764722	3597 1932945	17942	73248	177158	+++++ 200	1.00 500	5.00	20.0	50.0
Dibromomethane	FB	Ave	+++++ 437013	2135 1067119	10886	42749	104074	+++++ 200	1.00 500	5.00	20.0	50.0
Bromodichloromethane	FB	Ave	+++++ 951778	4210 2333800	22190	86435	215468	+++++ 200	1.00 500	5.00	20.0	50.0
2-Chloroethyl vinyl ether	FB	Ave	+++++ 307260	1637 799042	7721	29555	68746	+++++ 200	1.00 500	5.00	20.0	50.0
2-Nitropropane	FB	QuaF	+++++ 374436	3479 946287	9010	31684	80054	+++++ 400	2.00 1000	10.0	40.0	100
Epichlorohydrin	BUT	QuaF	1971 1025043	6321 2576360	26720	102234	245496	5.00 4000	20.0 10000	100	400	1000
cis-1,3-Dichloropropene	CBNZ d5	Ave	+++++ 1058897	4838 2661204	25082	97689	247899	+++++ 200	1.00 500	5.00	20.0	50.0
4-Methyl-2-pentanone	BUT	Ave	+++++ 2758632	13833 6351040	69865	279497	676494	+++++ 1000	5.00 2500	25.0	100	250
Toluene	CBNZ d5	Ave	+++++ 2705459	15198 6381393	70214	266074	658683	+++++ 200	1.00 500	5.00	20.0	50.0
trans-1,3-Dichloropropene	CBNZ d5	Ave	+++++ 917583	4830 2313312	22428	90930	219795	+++++ 200	1.00 500	5.00	20.0	50.0
Ethyl methacrylate	CBNZ d5	Ave	+++++ 752896	3492 1805914	19086	75216	184847	+++++ 200	1.00 500	5.00	20.0	50.0
1,1,2-Trichloroethane	CBNZ d5	Ave	+++++ 464300	3117 1138971	12827	44657	112009	+++++ 200	1.00 500	5.00	20.0	50.0
Tetrachloroethene	CBNZ d5	Ave	+++++ 849121	4331 2010261	21907	84972	214309	+++++ 200	1.00 500	5.00	20.0	50.0
1,3-Dichloropropane	CBNZ d5	Ave	+++++ 887639	5017 2244504	23520	88824	212585	+++++ 200	1.00 500	5.00	20.0	50.0
2-Hexanone	BUT	Ave	+++++ 1729377	9936 4183652	45277	175261	422283	+++++ 1000	5.00 2500	25.0	100	250

FORM VI
GC/MS VOA BY INTERNAL STANDARD - INITIAL CALIBRATION DATA
RESPONSE AND CONCENTRATION

Lab Name: TestAmerica Edison Job No.: 460-151079-1 Analy Batch No.: 502316

SDG No.:

Instrument ID: CVOAMS6 GC Column: Rtx-624 ID: 0.25(mm) Heated Purge: (Y/N) N

Calibration Start Date: 03/09/2018 02:28 Calibration End Date: 03/09/2018 04:49 Calibration ID: 66921

ANALYTE	IS REF	CURVE TYPE	RESPONSE					CONCENTRATION (UG/L)				
			LVL 1 LVL 6	LVL 2 LVL 7	LVL 3	LVL 4	LVL 5	LVL 1 LVL 6	LVL 2 LVL 7	LVL 3	LVL 4	LVL 5
n-Butyl acetate	CBNZ d5	Ave	+++++ 874800	5984 2153960	24365	92011	214919	+++++ 200	1.00 500	5.00	20.0	50.0
Dibromochloromethane	CBNZ d5	Ave	+++++ 788822	4322 1961640	18870	73238	185420	+++++ 200	1.00 500	5.00	20.0	50.0
1,2-Dibromoethane	CBNZ d5	Ave	+++++ 593780	3690 1462072	15470	60032	143743	+++++ 200	1.00 500	5.00	20.0	50.0
Chlorobenzene	CBNZ d5	Ave	+++++ 1874679	9996 4497406	50788	195939	475134	+++++ 200	1.00 500	5.00	20.0	50.0
Ethylbenzene	CBNZ d5	Ave	+++++ 986761	5948 2304191	26357	107311	257227	+++++ 200	1.00 500	5.00	20.0	50.0
1,1,1,2-Tetrachloroethane	CBNZ d5	Ave	+++++ 787003	3907 1830950	18630	78695	198907	+++++ 200	1.00 500	5.00	20.0	50.0
m&p-Xylene	CBNZ d5	Ave	+++++ 1266551	7477 2975034	35224	132069	316413	+++++ 200	1.00 500	5.00	20.0	50.0
n-Butyl acrylate	CBNZ d5	Ave	+++++ 479299	2219 1056246	12684	53348	128979	+++++ 200	1.00 500	5.00	20.0	50.0
o-Xylene	CBNZ d5	Ave	+++++ 1238723	6753 2758614	35130	140813	333795	+++++ 200	1.00 500	5.00	20.0	50.0
Styrene	CBNZ d5	Ave	+++++ 1988412	12032 4480586	57627	221355	530061	+++++ 200	1.00 500	5.00	20.0	50.0
Amyl acetate (mixed isomers)	DCBd 4	Ave	+++++ 1217693	7227 2762995	32447	128217	306766	+++++ 200	1.00 500	5.00	20.0	50.0
Bromoform	CBNZ d5	Ave	+++++ 542951	2584 1266107	12987	53236	134473	+++++ 200	1.00 500	5.00	20.0	50.0
Isopropylbenzene	CBNZ d5	Ave	+++++ 3283119	19541 6976880	92369	367514	899322	+++++ 200	1.00 500	5.00	20.0	50.0
Bromobenzene	DCBd 4	Ave	+++++ 918453	5453 2026200	27373	102780	245370	+++++ 200	1.00 500	5.00	20.0	50.0
1,1,2,2-Tetrachloroethane	DCBd 4	Ave	+++++ 716802	4060 1652542	17996	78229	186484	+++++ 200	1.00 500	5.00	20.0	50.0
N-Propylbenzene	DCBd 4	Ave	+++++ 3475910	20811 7067666	100251	408860	967317	+++++ 200	1.00 500	5.00	20.0	50.0
1,2,3-Trichloropropane	DCBd 4	Ave	+++++ 229119	1244 533741	5841	25005	60792	+++++ 200	1.00 500	5.00	20.0	50.0
trans-1,4-Dichloro-2-butene	DCBd 4	Ave	+++++ 221220	1408 539070	4809	23154	53284	+++++ 200	1.00 500	5.00	20.0	50.0
2-Chlorotoluene	DCBd 4	Ave	+++++ 2370862	14423 4981791	70542	282802	665955	+++++ 200	1.00 500	5.00	20.0	50.0
4-Ethyltoluene	DCBd 4	Ave	+++++ 2969357	17802 6049886	91343	355509	847038	+++++ 200	1.00 500	5.00	20.0	50.0
1,3,5-Trimethylbenzene	DCBd 4	Ave	+++++ 2827880	16952 5953328	79528	316915	764063	+++++ 200	1.00 500	5.00	20.0	50.0

FORM VI
GC/MS VOA BY INTERNAL STANDARD - INITIAL CALIBRATION DATA
RESPONSE AND CONCENTRATION

Lab Name: TestAmerica Edison Job No.: 460-151079-1 Analy Batch No.: 502316

SDG No.:

Instrument ID: CVOAMS6 GC Column: Rtx-624 ID: 0.25(mm) Heated Purge: (Y/N) N

Calibration Start Date: 03/09/2018 02:28 Calibration End Date: 03/09/2018 04:49 Calibration ID: 66921

ANALYTE	IS REF	CURVE TYPE	RESPONSE					CONCENTRATION (UG/L)				
			LVL 1 LVL 6	LVL 2 LVL 7	LVL 3	LVL 4	LVL 5	LVL 1 LVL 6	LVL 2 LVL 7	LVL 3	LVL 4	LVL 5
4-Chlorotoluene	DCBd 4	Ave	+++++ 2278048	13478 5041474	66613	248811	600982	+++++ 200	1.00 500	5.00	20.0	50.0
Butyl Methacrylate	DCBd 4	Ave	+++++ 971109	4742 2187495	24399	103666	250347	+++++ 200	1.00 500	5.00	20.0	50.0
tert-Butylbenzene	DCBd 4	Ave	+++++ 2515026	12767 5367030	67424	262030	663668	+++++ 200	1.00 500	5.00	20.0	50.0
1,2,4-Trimethylbenzene	DCBd 4	Ave	+++++ 2871281	17121 5889179	82960	336630	794357	+++++ 200	1.00 500	5.00	20.0	50.0
sec-Butylbenzene	DCBd 4	Ave	+++++ 3456420	19847 7025208	98890	387603	950562	+++++ 200	1.00 500	5.00	20.0	50.0
4-Isopropyltoluene	DCBd 4	Ave	+++++ 2944437	18193 5777030	89106	362024	856754	+++++ 200	1.00 500	5.00	20.0	50.0
1,3-Dichlorobenzene	DCBd 4	Ave	+++++ 1515165	9925 3081073	49504	198745	465657	+++++ 200	1.00 500	5.00	20.0	50.0
1,4-Dichlorobenzene	DCBd 4	Ave	+++++ 1608886	10194 3404655	51479	193769	475234	+++++ 200	1.00 500	5.00	20.0	50.0
Benzyl chloride	DCBd 4	Ave	+++++ 1774690	10010 3991879	47622	193028	467282	+++++ 200	1.00 500	5.00	20.0	50.0
Indan	DCBd 4	Ave	+++++ 2887269	17687 5999322	91384	346281	854961	+++++ 200	1.00 500	5.00	20.0	50.0
p-Diethylbenzene	DCBd 4	Ave	+++++ 1745901	11211 3681959	53026	209496	503077	+++++ 200	1.00 500	5.00	20.0	50.0
n-Butylbenzene	DCBd 4	Ave	+++++ 1448917	8319 3098417	40632	166655	395866	+++++ 200	1.00 500	5.00	20.0	50.0
1,2-Dichlorobenzene	DCBd 4	Ave	+++++ 1673588	10884 3624996	49261	199336	480190	+++++ 200	1.00 500	5.00	20.0	50.0
1,2,4,5-Tetramethylbenzene	DCBd 4	Ave	+++++ 3113449	19442 6036602	97384	393477	917553	+++++ 200	1.00 500	5.00	20.0	50.0
1,2-Dibromo-3-Chloropropane	DCBd 4	QuaF	+++++ 178968	1340 432017	4242	17833	45917	+++++ 200	1.00 500	5.00	20.0	50.0
1,3,5-Trichlorobenzene	DCBd 4	Ave	+++++ 1380491	8865 2791965	41949	166709	407422	+++++ 200	1.00 500	5.00	20.0	50.0
1,2,4-Trichlorobenzene	DCBd 4	Ave	+++++ 1315568	7348 2766183	39023	159277	378212	+++++ 200	1.00 500	5.00	20.0	50.0
Hexachlorobutadiene	DCBd 4	Ave	+++++ 632092	3891 1361875	18286	73164	175993	+++++ 200	1.00 500	5.00	20.0	50.0
Naphthalene	DCBd 4	Ave	+++++ 2956568	15347 6434976	77206	331585	819673	+++++ 200	1.00 500	5.00	20.0	50.0
1,2,3-Trichlorobenzene	DCBd 4	Ave	+++++ 1211939	6683 2624924	34574	137745	343321	+++++ 200	1.00 500	5.00	20.0	50.0
Dibromofluoromethane (Surr)	FB	Ave	160962 160660	157072 146058	156625	158092	168750	50.0 50.0	50.0 50.0	50.0	50.0	50.0

FORM VI
GC/MS VOA BY INTERNAL STANDARD - INITIAL CALIBRATION DATA
RESPONSE AND CONCENTRATION

Lab Name: TestAmerica Edison Job No.: 460-151079-1 Analy Batch No.: 502316

SDG No.:

Instrument ID: CVOAMS6 GC Column: Rtx-624 ID: 0.25(mm) Heated Purge: (Y/N) N

Calibration Start Date: 03/09/2018 02:28 Calibration End Date: 03/09/2018 04:49 Calibration ID: 66921

ANALYTE	IS REF	CURVE TYPE	RESPONSE					CONCENTRATION (UG/L)				
			LVL 1 LVL 6	LVL 2 LVL 7	LVL 3	LVL 4	LVL 5	LVL 1 LVL 6	LVL 2 LVL 7	LVL 3	LVL 4	LVL 5
1,2-Dichloroethane-d4 (Surr)	FB	Ave	172605 178416	165992 173394	165875	161997	163475	50.0 50.0	50.0 50.0	50.0	50.0	50.0
Toluene-d8 (Surr)	CBNZ d5	Ave	527779 546676	502356 580815	516031	503712	518868	50.0 50.0	50.0 50.0	50.0	50.0	50.0
Bromofluorobenzene	CBNZ d5	Ave	222126 202445	198801 214382	220777	201085	209711	50.0 50.0	50.0 50.0	50.0	50.0	50.0

Curve Type Legend:

Ave = Average ISTD
Lin2 = Linear 1/conc^2 ISTD
QuaF = Quadratic ISTD forced zero

TestAmerica Edison
Target Compound Quantitation Report

Data File: \\ChromNA\Edison\ChromData\CVOAMS6\20180309-68530.b\F60569.D
Lims ID: STD7
Client ID:
Sample Type: IC Calib Level: 7
Inject. Date: 09-Mar-2018 02:28:30 ALS Bottle#: 2 Worklist Smp#: 3
Purge Vol: 5.000 mL Dil. Factor: 1.0000
Sample Info: STD7
Misc. Info.: 460-0068530-003
Operator ID: Instrument ID: CVOAMS6
Sublist: chrom-8260624W6*sub42

Method: \\ChromNA\Edison\ChromData\CVOAMS6\20180309-68530.b\8260624W6.m
Limit Group: VOA - 8260C DKQP Water and Solid
Last Update: 12-Mar-2018 00:55:35 Calib Date: 09-Mar-2018 04:49:30
Integrator: RTE ID Type: Deconvolution ID
Quant Method: Internal Standard Quant By: Initial Calibration
Last ICal File: \\ChromNA\Edison\ChromData\CVOAMS6\20180309-68530.b\F60575.D

Column 1 : Rtx-624 (0.25 mm) Det: MS SCAN
Process Host: XAWRK007

First Level Reviewer: moroneyc Date: 09-Mar-2018 10:43:13

Compound	Sig	RT (min.)	Exp RT (min.)	Dlt RT (min.)	Q	Response	Cal Amt ug/l	OnCol Amt ug/l	Flags
* 26 TBA-d9 (IS)	65	3.201	3.217	-0.016	0	266173	1000.0	1000.0	
31 Acrylonitrile	53	3.464	3.480	-0.016	94	2673	2.00	2.37	M
* 38 2-Butanone-d5	46	4.269	4.277	-0.008	0	254522	250.0	250.0	
$ 51 Dibromofluoromethane (Surr	113	4.746	4.746	0.000	97	160962	50.0	51.7	
$ 56 1,2-Dichloroethane-d4 (Sur	65	5.091	5.099	-0.008	0	172605	50.0	52.1	
* 61 Fluorobenzene	96	5.362	5.370	-0.008	99	537288	50.0	50.0	
* 67 1,4-Dioxane-d8	96	6.060	6.060	0.000	0	25470	1000.0	1000.0	
75 Epichlorohydrin	57	6.734	6.726	0.008	17	1971	5.00	8.27	
$ 78 Toluene-d8 (Surr)	98	7.030	7.030	0.000	99	527779	50.0	48.2	
* 89 Chlorobenzene-d5	117	8.821	8.821	0.000	86	451024	50.0	50.0	
$ 100 4-Bromofluorobenzene	174	10.070	10.070	0.000	95	222126	50.0	51.1	
* 116 1,4-Dichlorobenzene-d4	152	10.941	10.941	0.000	94	306428	50.0	50.0	

QC Flag Legend

Review Flags
M - Manually Integrated

Reagents:

Ethanol mix_00012	Amount Added:	0.00	Units: uL	
MIX 2 Hi_00068	Amount Added:	0.00	Units: uL	
MIX I Hi_00087	Amount Added:	0.00	Units: uL	
ACROLEIN W_00074	Amount Added:	0.00	Units: uL	
14DIOXINTER_00082	Amount Added:	0.00	Units: uL	
ACRY/EPIH MIX_00046	Amount Added:	2.00	Units: uL	
GAS Hi_00244	Amount Added:	0.00	Units: uL	
VOA6IS/SURR_00009	Amount Added:	5.00	Units: uL	Run Reagent

Report Date: 12-Mar-2018 00:55:40 Chrom Revision: 2.2 08-Feb-2018 13:38:42

TestAmerica Edison

Data File: \\ChromNA\Edison\ChromData\CVOAMS6\20180309-68530.b\F60569.D

Injection Date:	09-Mar-2018 02:28:30	Instrument ID:	CVOAMS6	Operator ID:	
Lims ID:	STD7			Worklist Smp#:	3
Client ID:					
Purge Vol:	5.000 mL	Dil. Factor:	1.0000	ALS Bottle#:	2
Method:	8260624W6	Limit Group:	VOA - 8260C DKQP Water and Solid		

Column: Rtx-624 (0.25 mm)

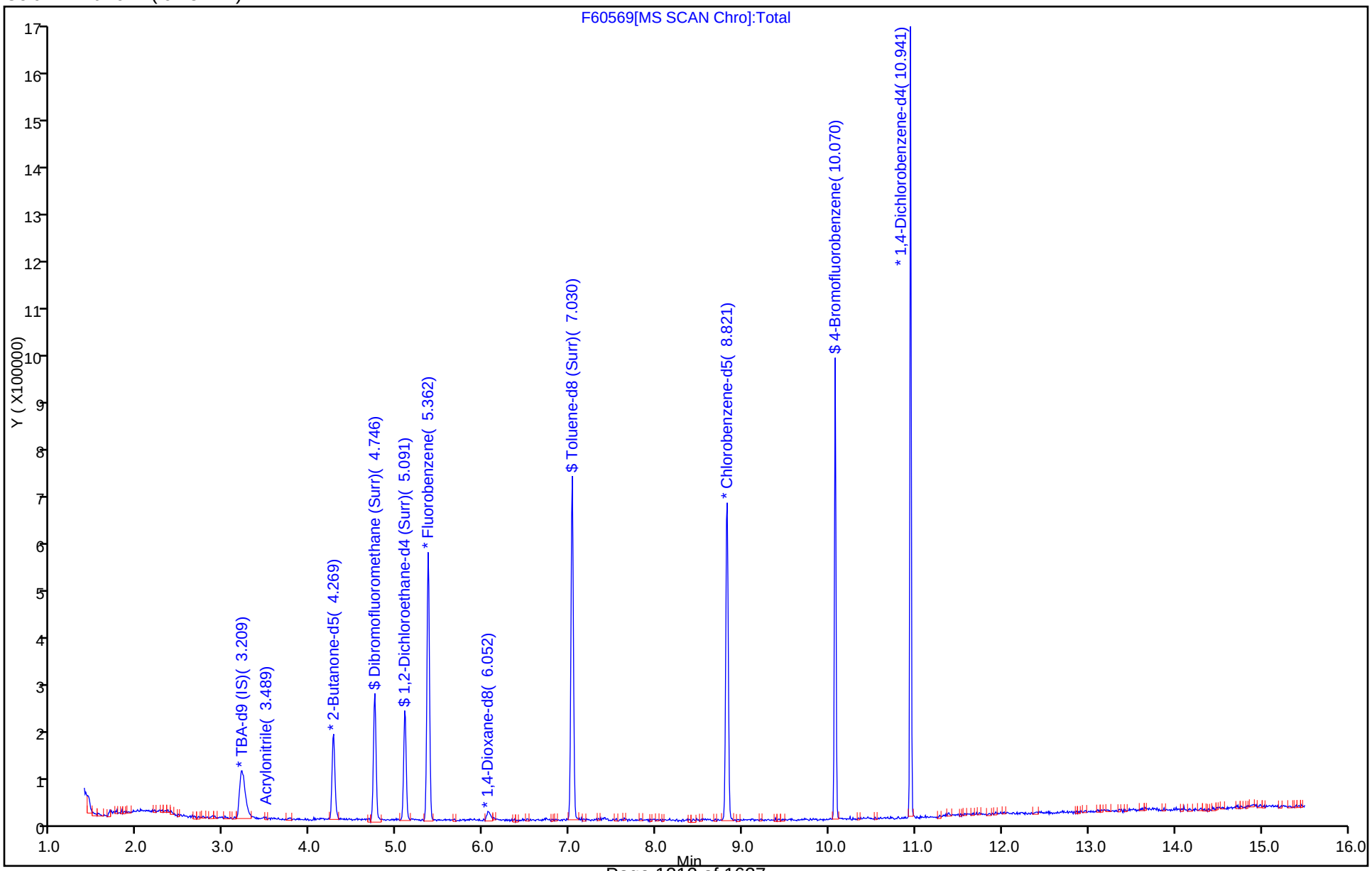

Manual Integration/User Assign Peak Report

TestAmerica Edison

Data File: \\ChromNA\Edison\ChromData\CVOAMS6\20180309-68530.b\F60569.D
Injection Date: 09-Mar-2018 02:28:30 Instrument ID: CVOAMS6
Lims ID: STD7
Client ID:
Operator ID: ALS Bottle#: 2 Worklist Smp#: 3
Purge Vol: 5.000 mL Dil. Factor: 1.0000
Method: 8260624W6 Limit Group: VOA - 8260C DKQP Water and Solid
Column: Rtx-624 (0.25 mm) Detector MS SCAN

31 Acrylonitrile, CAS: 107-13-1

Signal: 1

Processing Integration Results

RT: 3.48
Area: 1790
Amount: 1.679573
Amount Units: ug/l

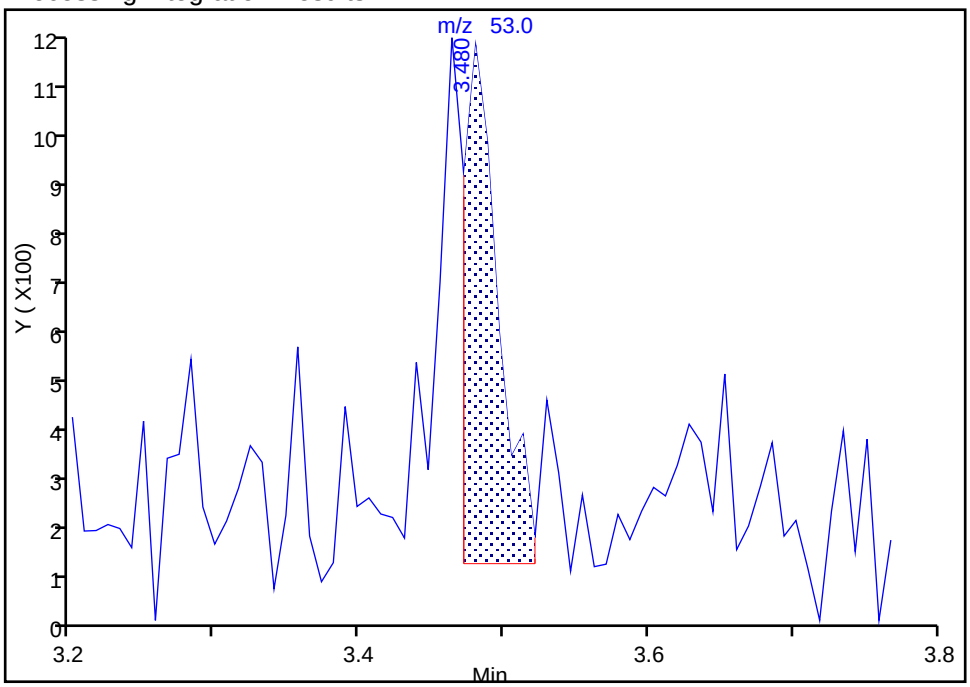

Manual Integration Results

RT: 3.46
Area: 2673
Amount: 2.367963
Amount Units: ug/l

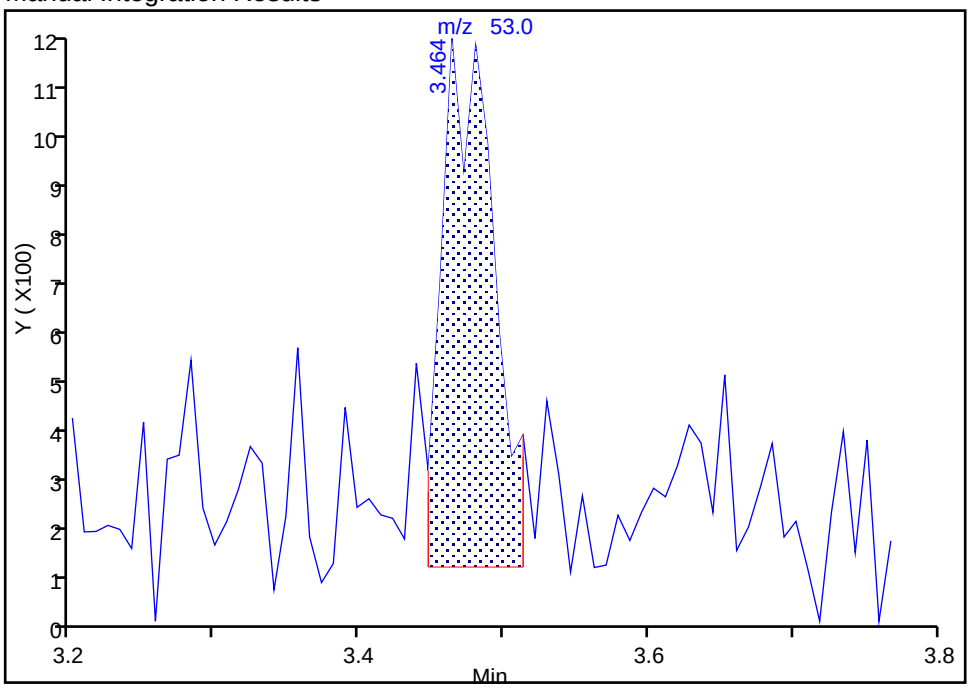

Reviewer: delpolitov, 11-Mar-2018 23:35:28
Audit Action: Manually Integrated Audit Reason: Incomplete Integration

User Disabled Compound Report

TestAmerica Edison

Data File:	\\ChromNA\Edison\ChromData\CVOAMS6\20180309-68530.b\F60569.D		
Injection Date:	09-Mar-2018 02:28:30	Instrument ID:	CVOAMS6
Lims ID:	STD7		
Client ID:			
Operator ID:		ALS Bottle#:	2 Worklist Smp#: 3
Purge Vol:	5.000 mL	Dil. Factor:	1.0000
Method:	8260624W6	Limit Group:	VOA - 8260C DKQP Water and Solid
Column:	Rtx-624 (0.25 mm)	Detector	MS SCAN

92 1,1,1,2-Tetrachloroethane, CAS: 630-20-6

Processing Results

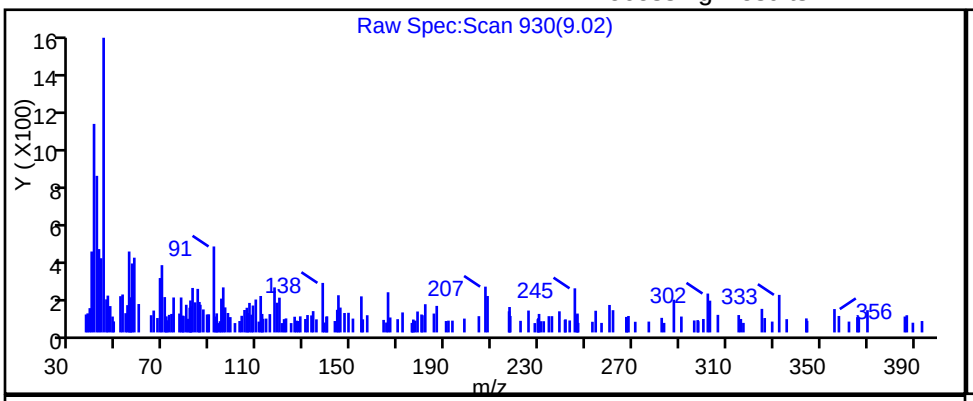

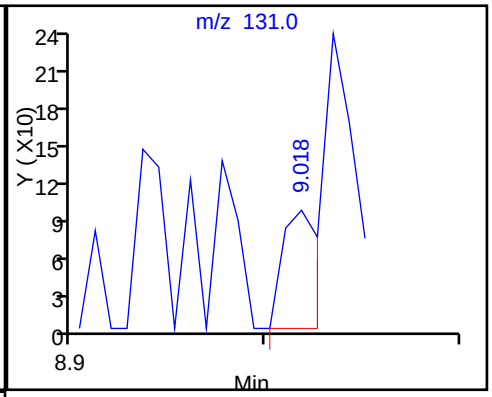

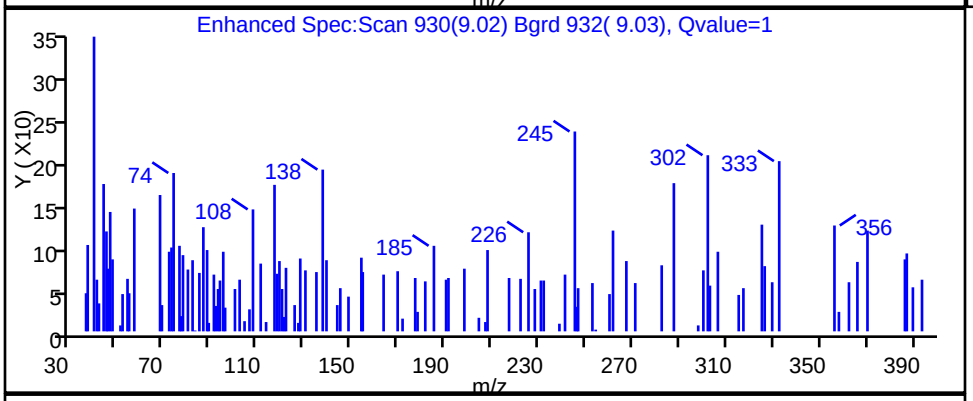

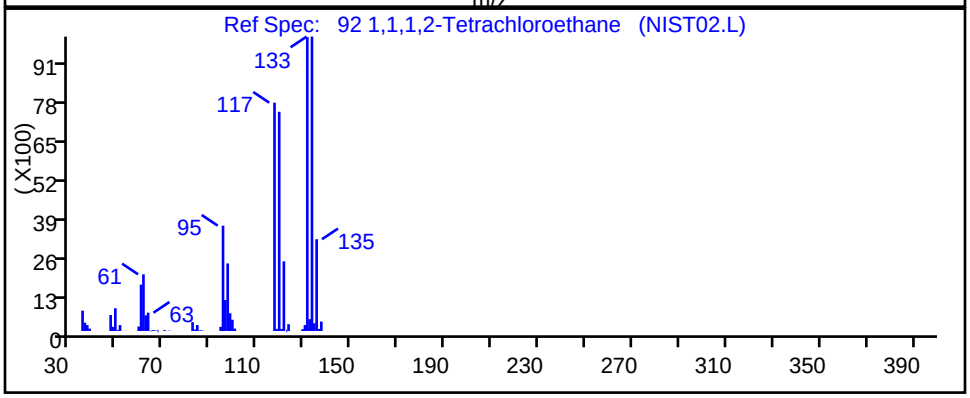

RT	Mass	Response	Amount
9.02	131.00	120	0.032066

Reviewer: delpolitov, 11-Mar-2018 23:36:23

Audit Action: Marked Compound Undetected Audit Reason: Invalid Compound ID

User Disabled Compound Report

TestAmerica Edison

Data File: \\ChromNA\Edison\ChromData\CVOAMS6\20180309-68530.b\F60569.D
Injection Date: 09-Mar-2018 02:28:30 Instrument ID: CVOAMS6
Lims ID: STD7
Client ID:
Operator ID: ALS Bottle#: 2 Worklist Smp#: 3
Purge Vol: 5.000 mL Dil. Factor: 1.0000
Method: 8260624W6 Limit Group: VOA - 8260C DKQP Water and Solid
Column: Rtx-624 (0.25 mm) Detector MS SCAN

50 1,1,1-Trichloroethane, CAS: 71-55-6

Processing Results

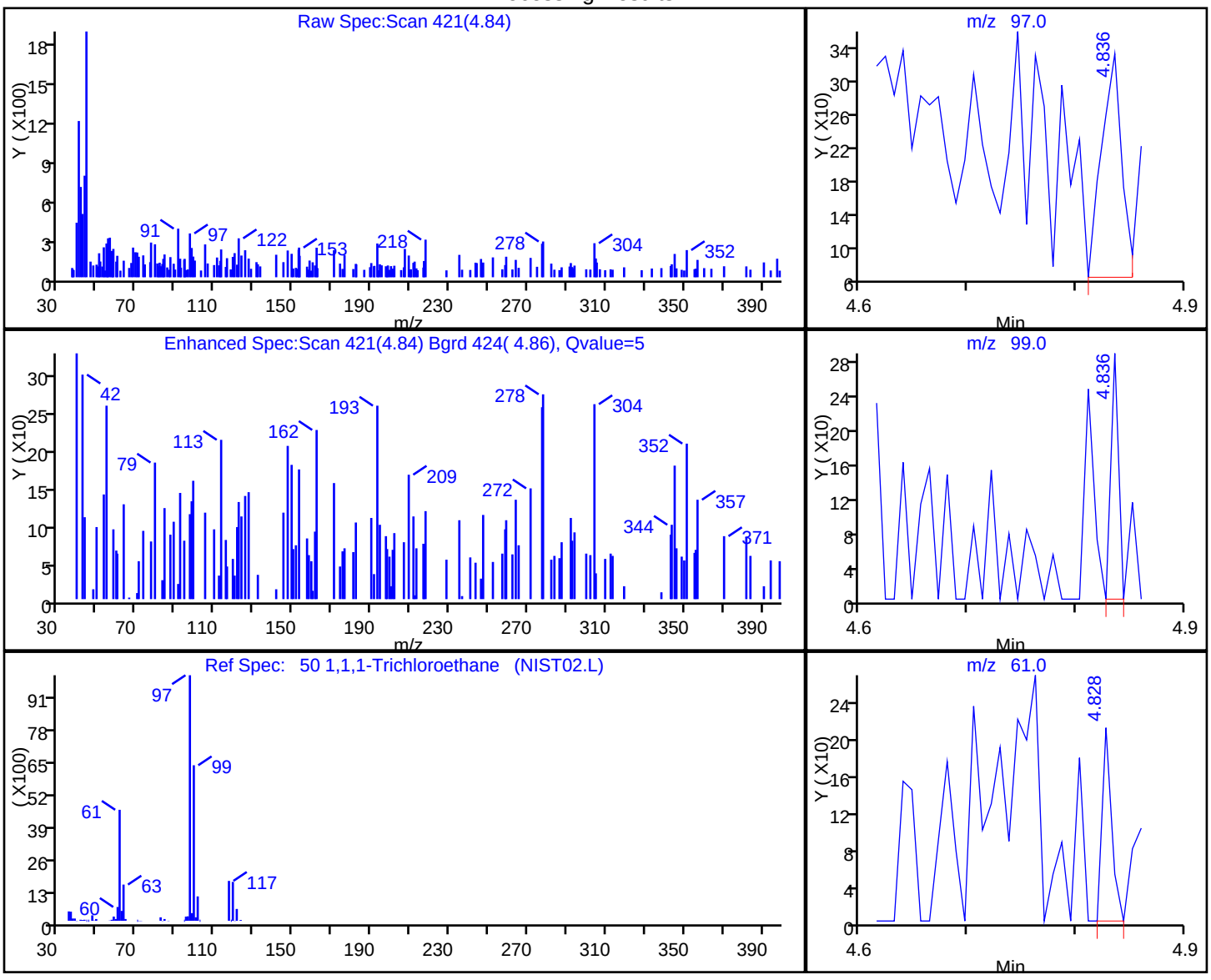

RT	Mass	Response	Amount
4.84	97.00	355	0.058680
4.84	99.00	139	
4.83	61.00	126	

Reviewer: delpolitov, 11-Mar-2018 23:36:23
Audit Action: Marked Compound Undetected Audit Reason: Invalid Compound ID

User Disabled Compound Report

TestAmerica Edison

Data File: \\ChromNA\Edison\ChromData\CVOAMS6\20180309-68530.b\F60569.D
Injection Date: 09-Mar-2018 02:28:30 Instrument ID: CVOAMS6
Lims ID: STD7
Client ID:
Operator ID: ALS Bottle#: 2 Worklist Smp#: 3
Purge Vol: 5.000 mL Dil. Factor: 1.0000
Method: 8260624W6 Limit Group: VOA - 8260C DKQP Water and Solid
Column: Rtx-624 (0.25 mm) Detector MS SCAN

102 1,1,2,2-Tetrachloroethane, CAS: 79-34-5

Processing Results

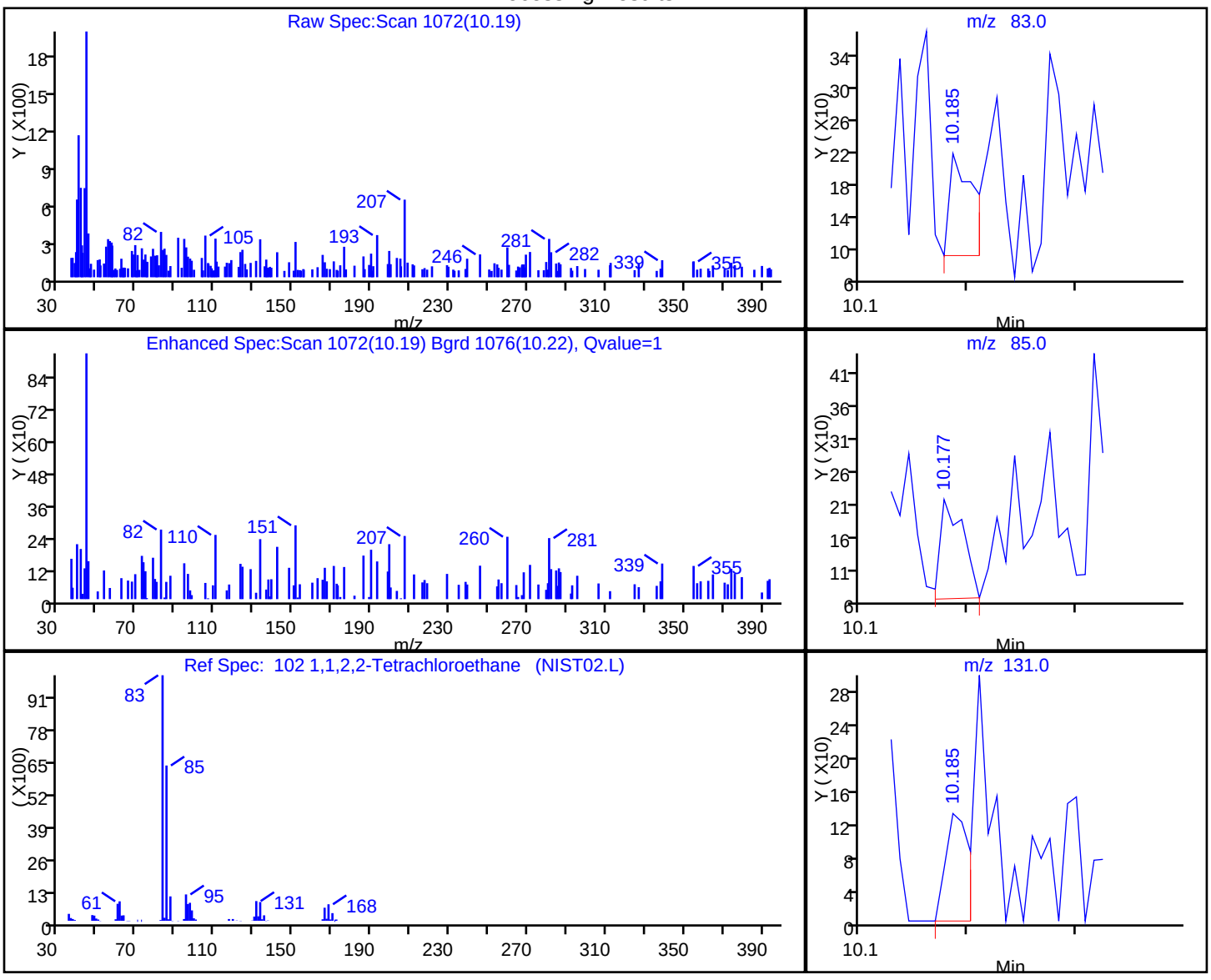

RT	Mass	Response	Amount
10.19	83.00	191	0.047463
10.18	85.00	222	
10.19	131.00	194	

Reviewer: delpolitov, 11-Mar-2018 23:36:23
Audit Action: Marked Compound Undetected Audit Reason: Invalid Compound ID

User Disabled Compound Report

TestAmerica Edison

Data File: \\ChromNA\Edison\ChromData\CVOAMS6\20180309-68530.b\F60569.D
Injection Date: 09-Mar-2018 02:28:30 Instrument ID: CVOAMS6
Lims ID: STD7
Client ID:
Operator ID: ALS Bottle#: 2 Worklist Smp#: 3
Purge Vol: 5.000 mL Dil. Factor: 1.0000
Method: 8260624W6 Limit Group: VOA - 8260C DKQP Water and Solid
Column: Rtx-624 (0.25 mm) Detector MS SCAN

16 1,1,2-Trichloro-1,2,2-trifluoroethane, CAS: 76-13-1

Processing Results

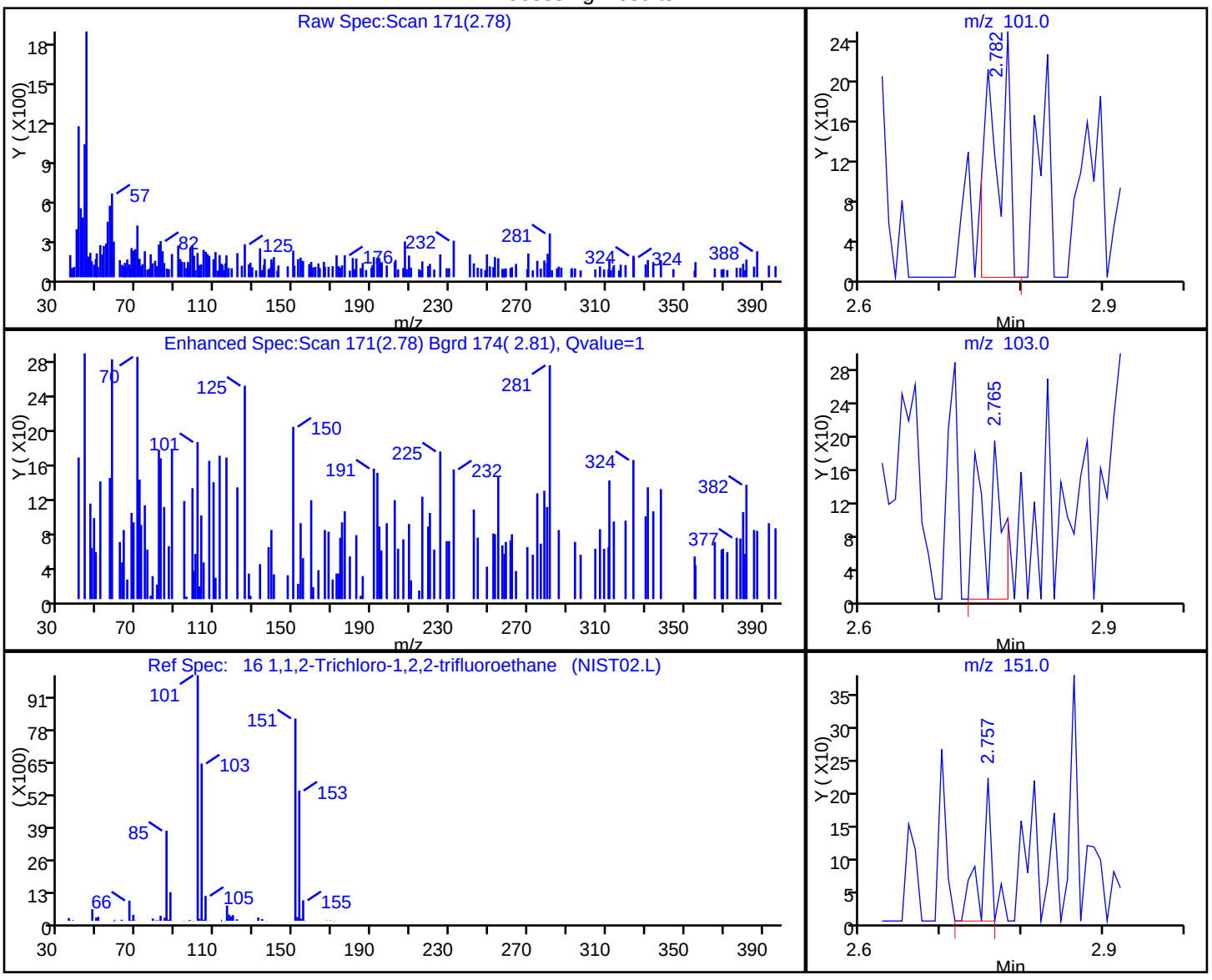

RT	Mass	Response	Amount
2.78	101.00	364	0.083242
2.77	103.00	333	
2.76	151.00	181	
2.80	85.00	1264	

Reviewer: delpolitov, 11-Mar-2018 23:36:23
Audit Action: Marked Compound Undetected Audit Reason: Invalid Compound ID

User Disabled Compound Report

TestAmerica Edison

Data File: \\ChromNA\Edison\ChromData\CVOAMS6\20180309-68530.b\F60569.D
Injection Date: 09-Mar-2018 02:28:30 Instrument ID: CVOAMS6
Lims ID: STD7
Client ID:
Operator ID: ALS Bottle#: 2 Worklist Smp#: 3
Purge Vol: 5.000 mL Dil. Factor: 1.0000
Method: 8260624W6 Limit Group: VOA - 8260C DKQP Water and Solid
Column: Rtx-624 (0.25 mm) Detector MS SCAN

82 1,1,2-Trichloroethane, CAS: 79-00-5

Processing Results

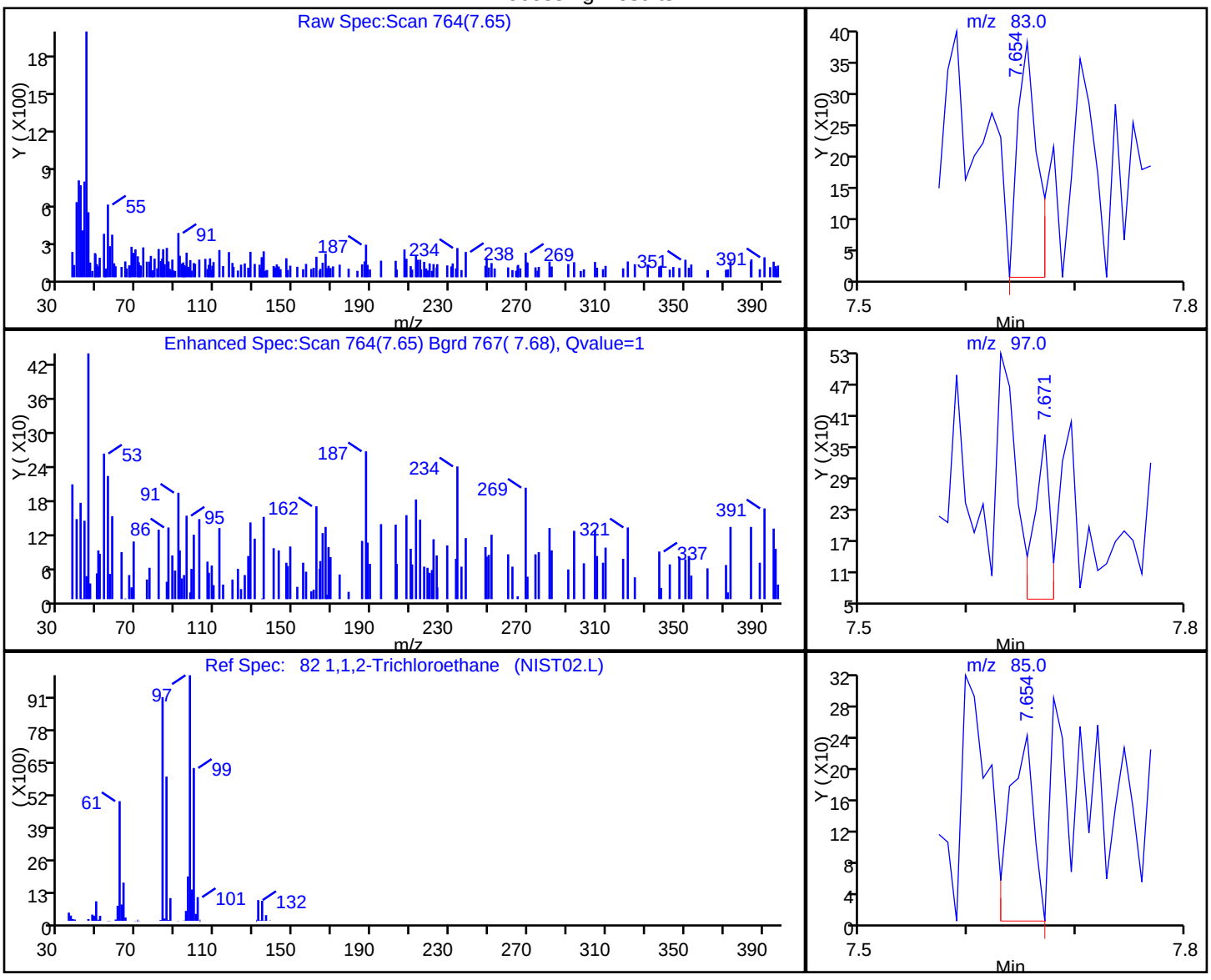

RT	Mass	Response	Amount
7.65	83.00	481	0.187688
7.67	97.00	310	
7.65	85.00	367	

Reviewer: delpolitov, 11-Mar-2018 23:36:23
Audit Action: Marked Compound Undetected Audit Reason: Invalid Compound ID

User Disabled Compound Report

TestAmerica Edison

Data File: \\ChromNA\Edison\ChromData\CVOAMS6\20180309-68530.b\F60569.D
Injection Date: 09-Mar-2018 02:28:30 Instrument ID: CVOAMS6
Lims ID: STD7
Client ID:
Operator ID: ALS Bottle#: 2 Worklist Smp#: 3
Purge Vol: 5.000 mL Dil. Factor: 1.0000
Method: 8260624W6 Limit Group: VOA - 8260C DKQP Water and Solid
Column: Rtx-624 (0.25 mm) Detector MS SCAN

34 1,1-Dichloroethane, CAS: 75-34-3

Processing Results

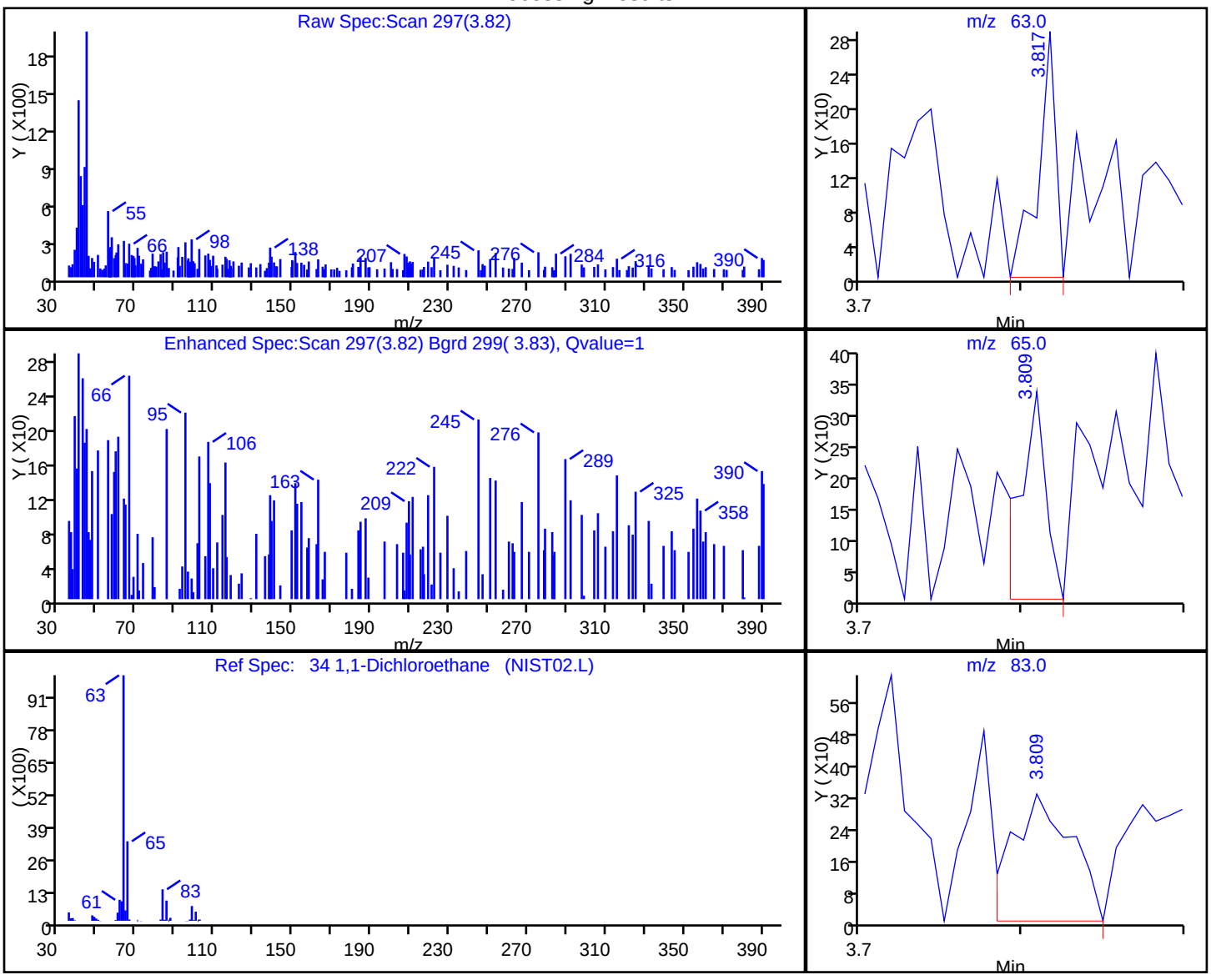

RT	Mass	Response	Amount
3.82	63.00	211	0.034269
3.81	65.00	377	
3.81	83.00	828	

Reviewer: delpolitov, 11-Mar-2018 23:36:23
Audit Action: Marked Compound Undetected Audit Reason: Invalid Compound ID

User Disabled Compound Report

TestAmerica Edison

Data File:	\\ChromNA\Edison\ChromData\CVOAMS6\20180309-68530.b\F60569.D		
Injection Date:	09-Mar-2018 02:28:30	Instrument ID:	CVOAMS6
Lims ID:	STD7		
Client ID:			
Operator ID:		ALS Bottle#:	2 Worklist Smp#: 3
Purge Vol:	5.000 mL	Dil. Factor:	1.0000
Method:	8260624W6	Limit Group:	VOA - 8260C DKQP Water and Solid
Column:	Rtx-624 (0.25 mm)	Detector	MS SCAN

17 1,1-Dichloroethene, CAS: 75-35-4

Processing Results

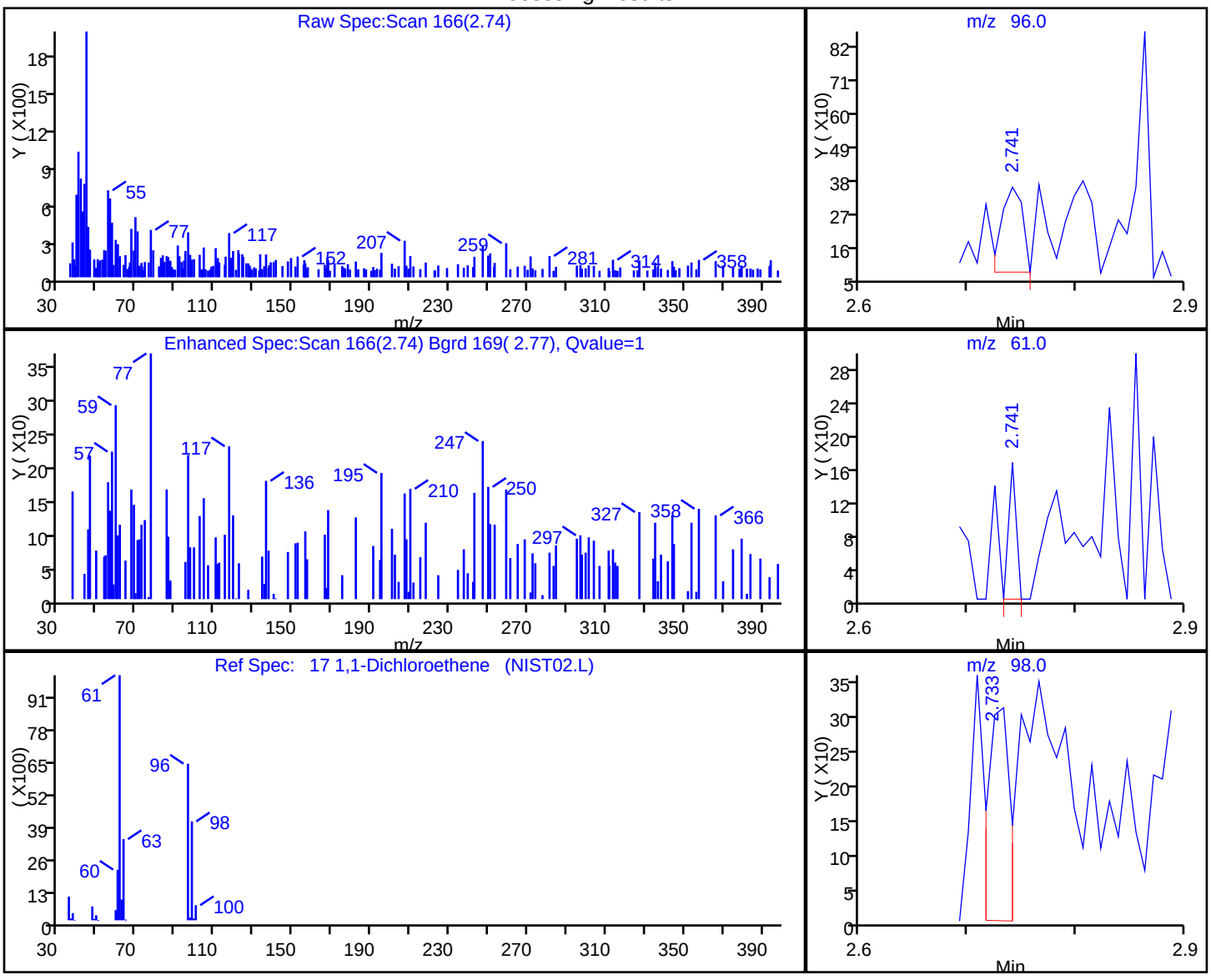

RT	Mass	Response	Amount
2.74	96.00	384	0.097774
2.74	61.00	81	
2.73	98.00	444	
2.73	63.00	177	

Reviewer: delpolitov, 11-Mar-2018 23:36:23

Audit Action: Marked Compound Undetected Audit Reason: Invalid Compound ID

User Disabled Compound Report

TestAmerica Edison

Data File: \\ChromNA\Edison\ChromData\CVOAMS6\20180309-68530.b\F60569.D
Injection Date: 09-Mar-2018 02:28:30 Instrument ID: CVOAMS6
Lims ID: STD7
Client ID:
Operator ID: ALS Bottle#: 2 Worklist Smp#: 3
Purge Vol: 5.000 mL Dil. Factor: 1.0000
Method: 8260624W6 Limit Group: VOA - 8260C DKQP Water and Solid
Column: Rtx-624 (0.25 mm) Detector MS SCAN

53 1,1-Dichloropropene, CAS: 563-58-6

Processing Results

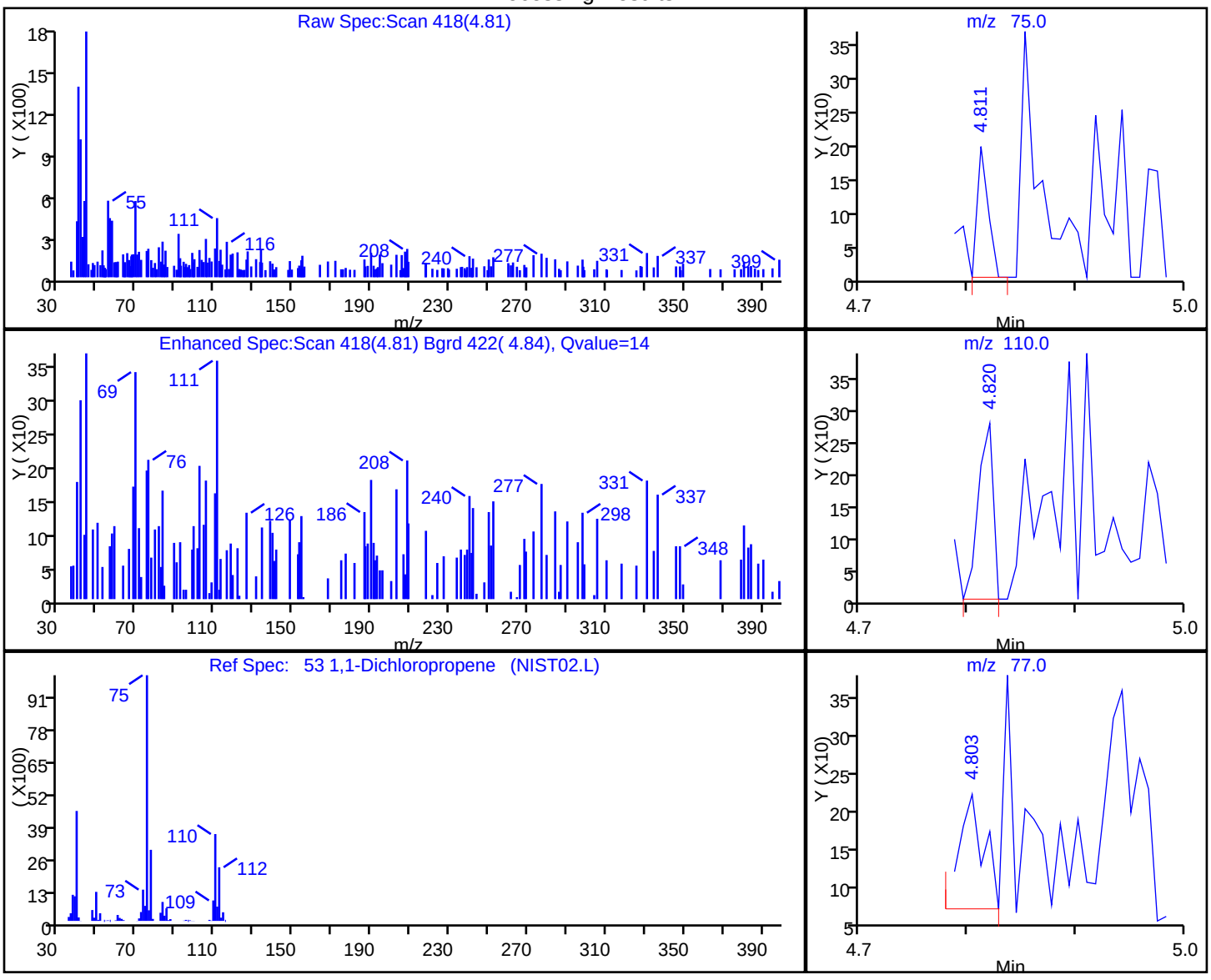

RT	Mass	Response	Amount
4.81	75.00	136	0.030230
4.82	110.00	264	
4.80	77.00	233	

Reviewer: delpolitov, 11-Mar-2018 23:36:23
Audit Action: Marked Compound Undetected Audit Reason: Invalid Compound ID

User Disabled Compound Report

TestAmerica Edison

Data File: \\ChromNA\Edison\ChromData\CVOAMS6\20180309-68530.b\F60569.D
Injection Date: 09-Mar-2018 02:28:30 Instrument ID: CVOAMS6
Lims ID: STD7
Client ID:
Operator ID: ALS Bottle#: 2 Worklist Smp#: 3
Purge Vol: 5.000 mL Dil. Factor: 1.0000
Method: 8260624W6 Limit Group: VOA - 8260C DKQP Water and Solid
Column: Rtx-624 (0.25 mm) Detector MS SCAN

129 1,2,3-Trichlorobenzene, CAS: 87-61-6

Processing Results

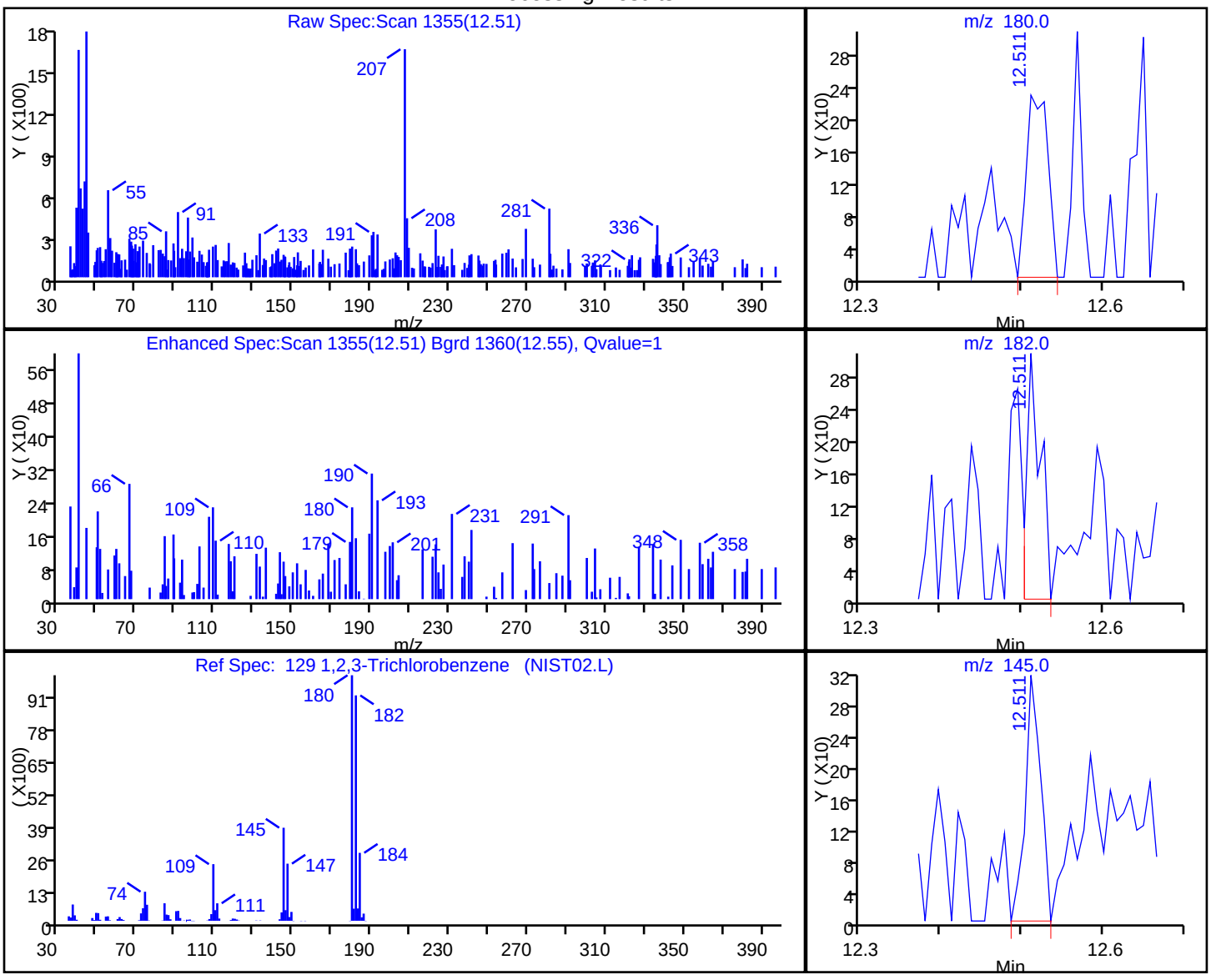

RT	Mass	Response	Amount
12.51	180.00	415	0.059303
12.51	182.00	366	
12.51	145.00	414	

Reviewer: delpolitov, 11-Mar-2018 23:36:23
Audit Action: Marked Compound Undetected Audit Reason: Invalid Compound ID

User Disabled Compound Report

TestAmerica Edison

Data File:	\\ChromNA\Edison\ChromData\CVOAMS6\20180309-68530.b\F60569.D		
Injection Date:	09-Mar-2018 02:28:30	Instrument ID:	CVOAMS6
Lims ID:	STD7		
Client ID:			
Operator ID:		ALS Bottle#:	2 Worklist Smp#: 3
Purge Vol:	5.000 mL	Dil. Factor:	1.0000
Method:	8260624W6	Limit Group:	VOA - 8260C DKQP Water and Solid
Column:	Rtx-624 (0.25 mm)	Detector	MS SCAN

104 1,2,3-Trichloropropane, CAS: 96-18-4

Processing Results

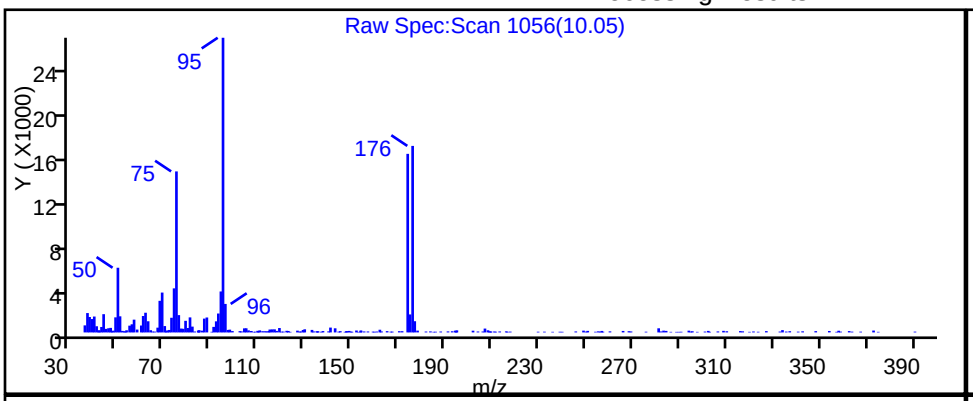

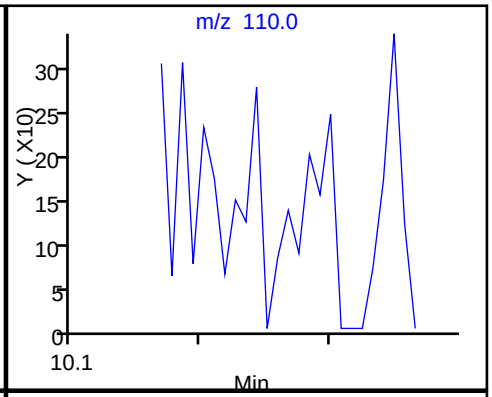

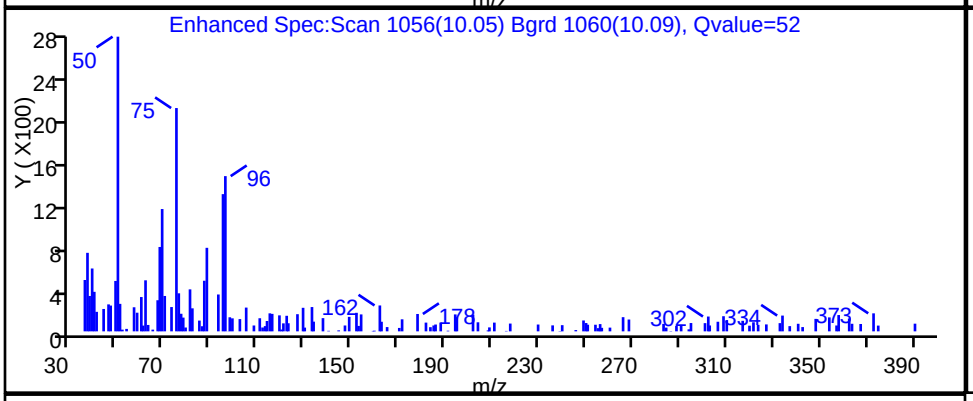

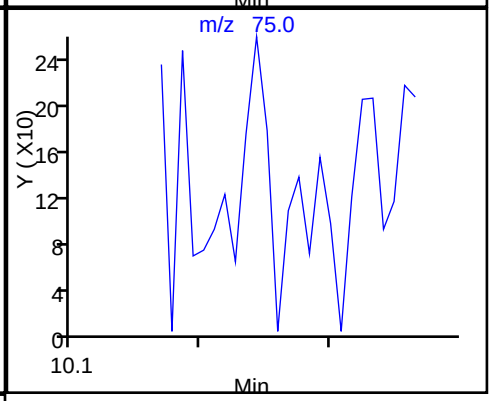

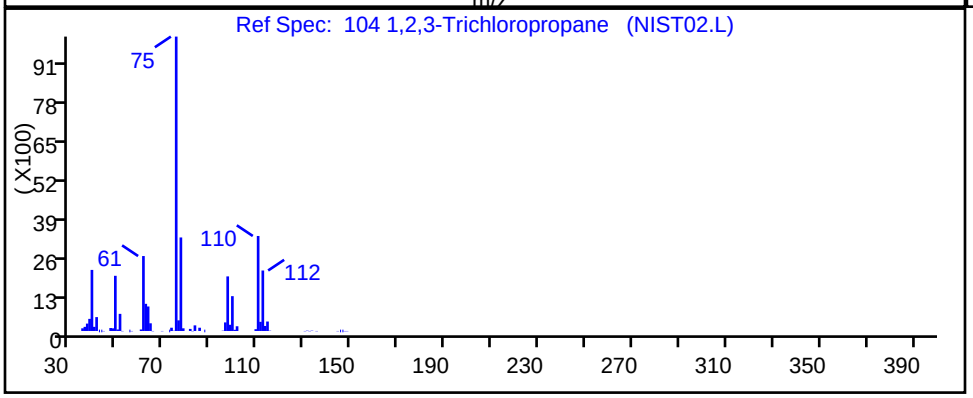

RT	Mass	Response	Amount
10.05	110.00	466	0.362459
10.07	75.00	112849	

Reviewer: delpolitov, 11-Mar-2018 23:36:23

Audit Action: Marked Compound Undetected Audit Reason: Invalid Compound ID

User Disabled Compound Report

TestAmerica Edison

Data File: \\ChromNA\Edison\ChromData\CVOAMS6\20180309-68530.b\F60569.D
Injection Date: 09-Mar-2018 02:28:30 Instrument ID: CVOAMS6
Lims ID: STD7
Client ID:
Operator ID: ALS Bottle#: 2 Worklist Smp#: 3
Purge Vol: 5.000 mL Dil. Factor: 1.0000
Method: 8260624W6 Limit Group: VOA - 8260C DKQP Water and Solid
Column: Rtx-624 (0.25 mm) Detector MS SCAN

123 1,2,4,5-Tetramethylbenzene, CAS: 95-93-2

Processing Results

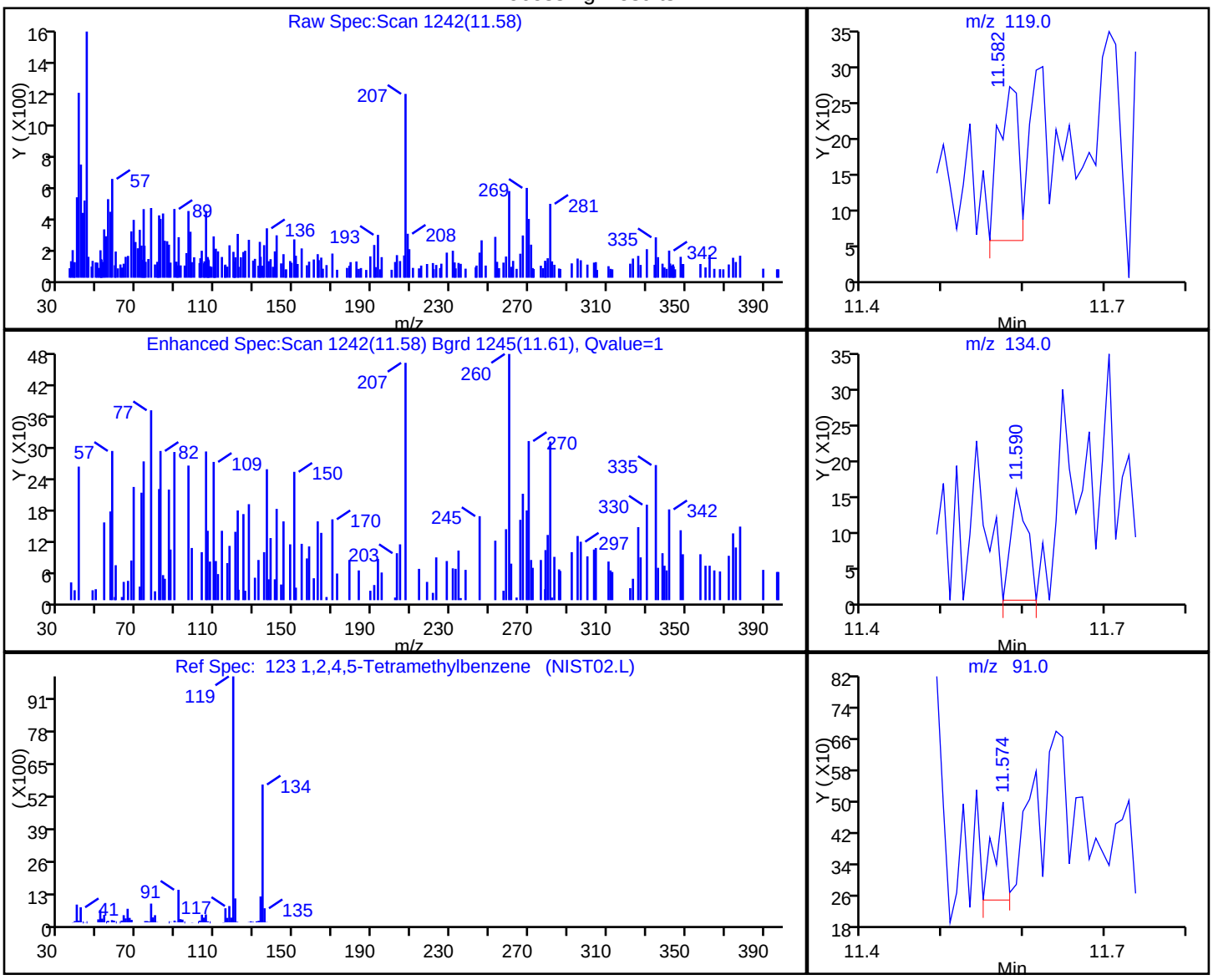

RT	Mass	Response	Amount
11.58	119.00	371	0.019617
11.59	134.00	216	
11.57	91.00	257	

Reviewer: delpolitov, 11-Mar-2018 23:36:23
Audit Action: Marked Compound Undetected Audit Reason: Invalid Compound ID

User Disabled Compound Report

TestAmerica Edison

Data File: \\ChromNA\Edison\ChromData\CVOAMS6\20180309-68530.b\F60569.D
Injection Date: 09-Mar-2018 02:28:30 Instrument ID: CVOAMS6
Lims ID: STD7
Client ID:
Operator ID: ALS Bottle#: 2 Worklist Smp#: 3
Purge Vol: 5.000 mL Dil. Factor: 1.0000
Method: 8260624W6 Limit Group: VOA - 8260C DKQP Water and Solid
Column: Rtx-624 (0.25 mm) Detector MS SCAN

126 1,2,4-Trichlorobenzene, CAS: 120-82-1

Processing Results

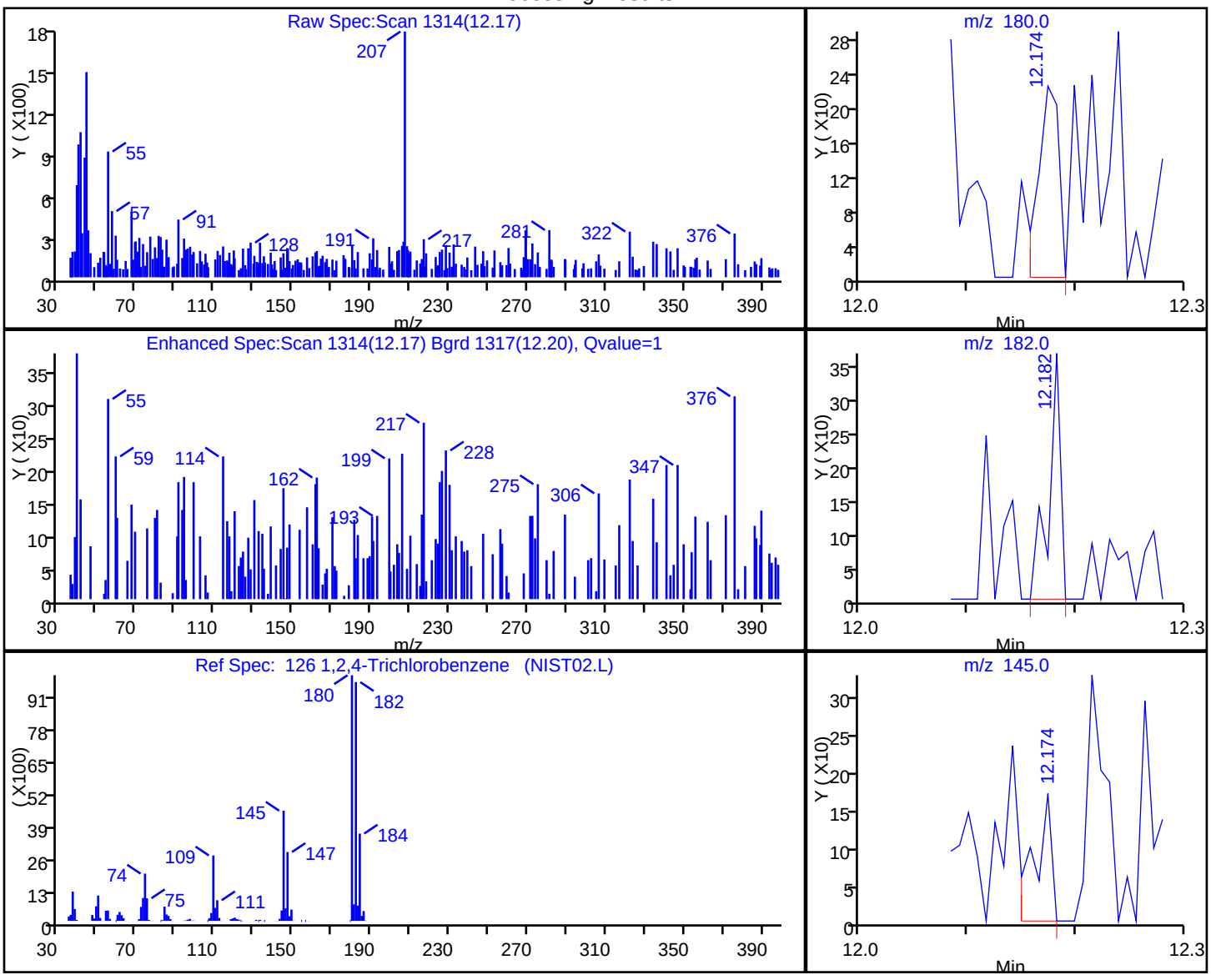

RT	Mass	Response	Amount
12.17	180.00	297	0.038361
12.18	182.00	276	
12.17	145.00	185	

Reviewer: delpolitov, 11-Mar-2018 23:36:23
Audit Action: Marked Compound Undetected Audit Reason: Invalid Compound ID

User Disabled Compound Report

TestAmerica Edison

Data File: \\ChromNA\Edison\ChromData\CVOAMS6\20180309-68530.b\F60569.D
Injection Date: 09-Mar-2018 02:28:30 Instrument ID: CVOAMS6
Lims ID: STD7
Client ID:
Operator ID: ALS Bottle#: 2 Worklist Smp#: 3
Purge Vol: 5.000 mL Dil. Factor: 1.0000
Method: 8260624W6 Limit Group: VOA - 8260C DKQP Water and Solid
Column: Rtx-624 (0.25 mm) Detector MS SCAN

112 1,2,4-Trimethylbenzene, CAS: 95-63-6

Processing Results

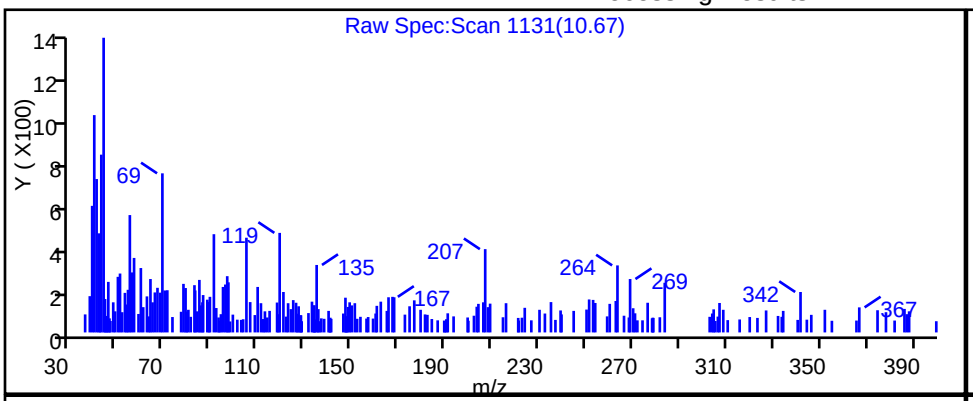

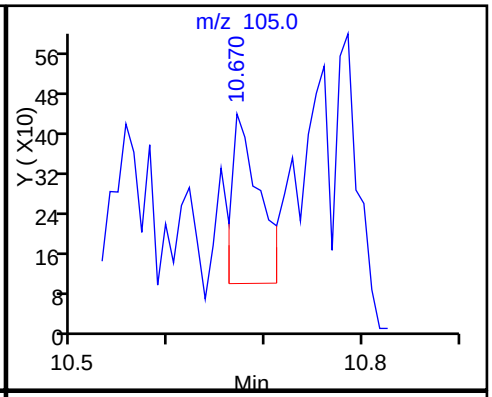

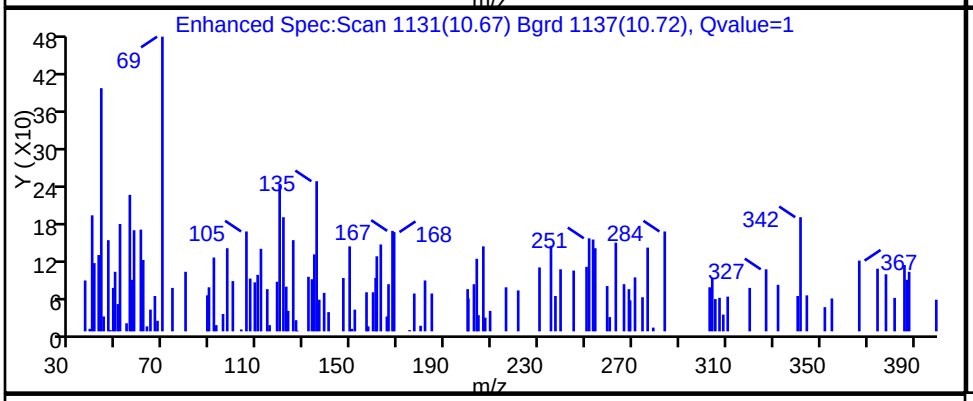

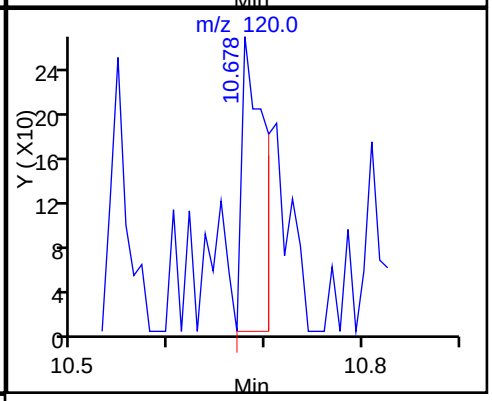

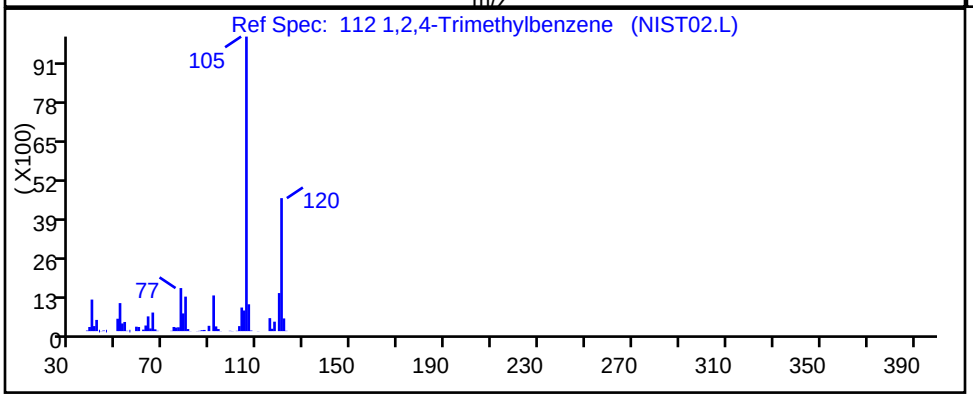

RT	Mass	Response	Amount
10.67	105.00	680	0.040581
10.68	120.00	422	

Reviewer: delpolitov, 11-Mar-2018 23:36:23
Audit Action: Marked Compound Undetected Audit Reason: Invalid Compound ID

User Disabled Compound Report

TestAmerica Edison

Data File: \\ChromNA\Edison\ChromData\CVOAMS6\20180309-68530.b\F60569.D
Injection Date: 09-Mar-2018 02:28:30 Instrument ID: CVOAMS6
Lims ID: STD7
Client ID:
Operator ID: ALS Bottle#: 2 Worklist Smp#: 3
Purge Vol: 5.000 mL Dil. Factor: 1.0000
Method: 8260624W6 Limit Group: VOA - 8260C DKQP Water and Solid
Column: Rtx-624 (0.25 mm) Detector MS SCAN

124 1,2-Dibromo-3-Chloropropane, CAS: 96-12-8

Processing Results

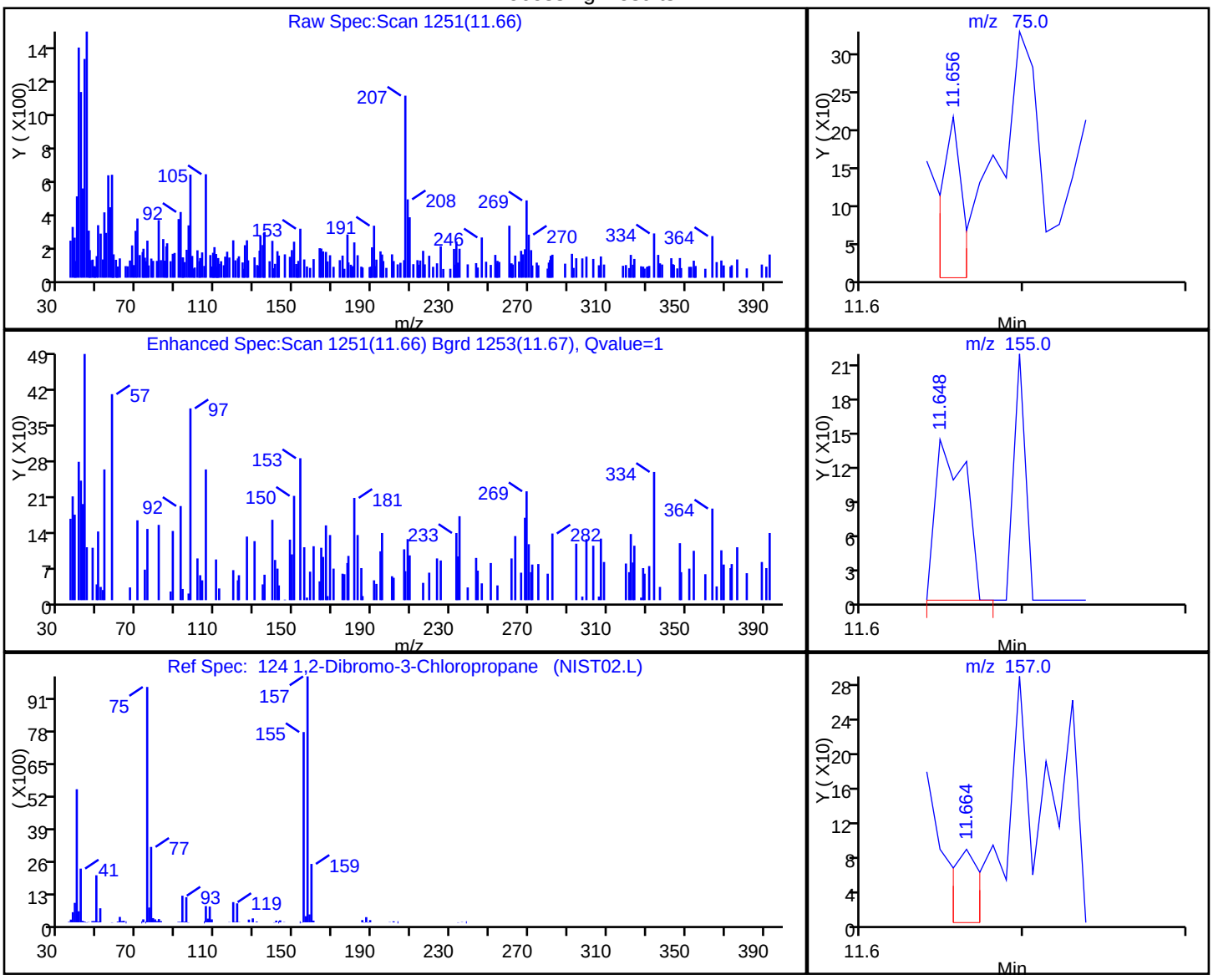

RT	Mass	Response	Amount
11.66	75.00	188	0.189993
11.65	155.00	179	
11.66	157.00	103	

Reviewer: delpolitov, 11-Mar-2018 23:36:23
Audit Action: Marked Compound Undetected Audit Reason: Invalid Compound ID

User Disabled Compound Report

TestAmerica Edison

Data File:	\\ChromNA\Edison\ChromData\CVOAMS6\20180309-68530.b\F60569.D		
Injection Date:	09-Mar-2018 02:28:30	Instrument ID:	CVOAMS6
Lims ID:	STD7		
Client ID:			
Operator ID:		ALS Bottle#:	2 Worklist Smp#: 3
Purge Vol:	5.000 mL	Dil. Factor:	1.0000
Method:	8260624W6	Limit Group:	VOA - 8260C DKQP Water and Solid
Column:	Rtx-624 (0.25 mm)	Detector	MS SCAN

14 1,2-Dichloro-1,1,2-trifluoroethane, CAS: 354-23-4

Processing Results

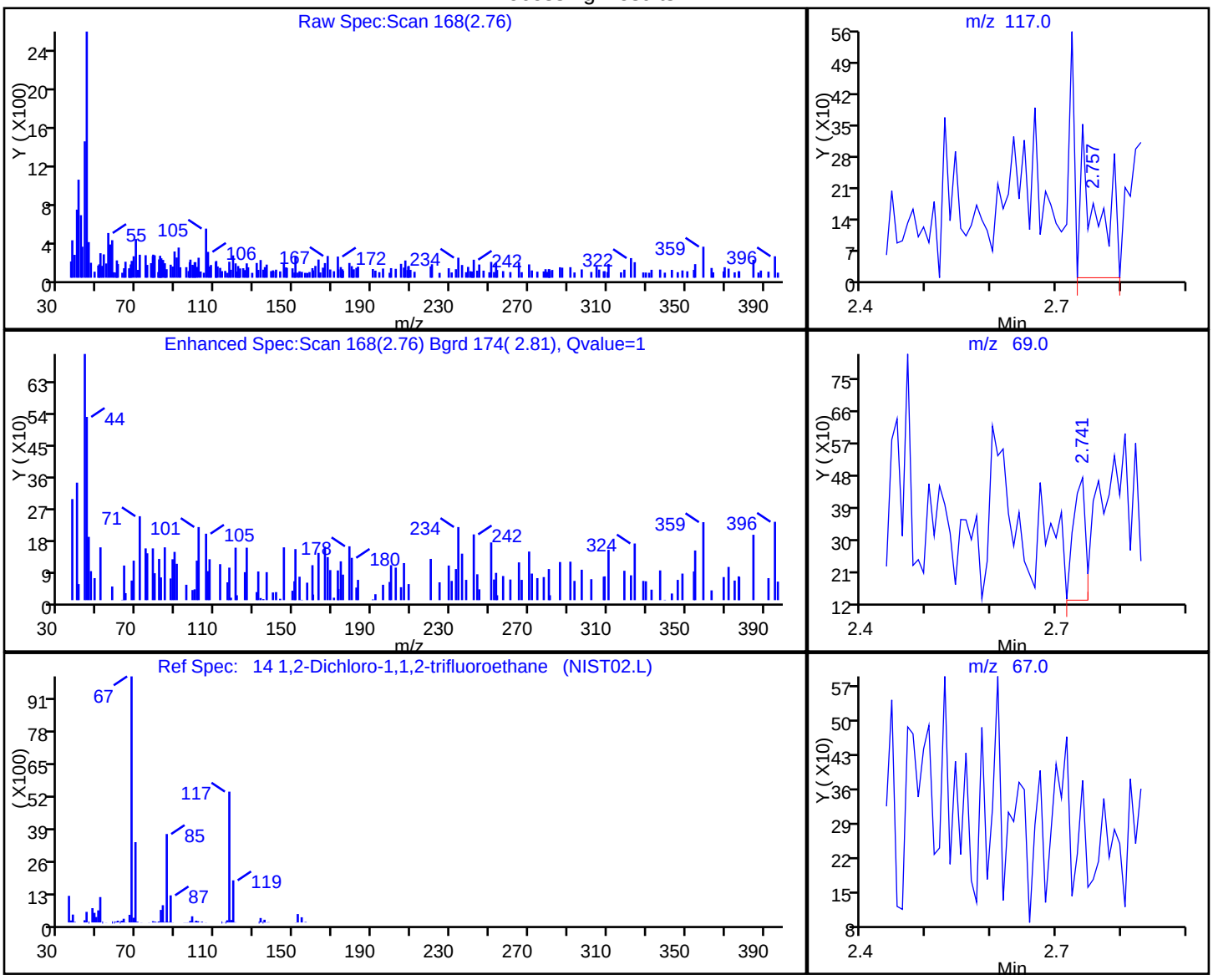

RT	Mass	Response	Amount
2.76	117.00	612	0.154393
2.74	69.00	446	
2.76	119.00	369	
2.63	67.00	0	

Reviewer: delpolitov, 11-Mar-2018 23:36:23

Audit Action: Marked Compound Undetected Audit Reason: Invalid Compound ID

User Disabled Compound Report

TestAmerica Edison

Data File: \\ChromNA\Edison\ChromData\CVOAMS6\20180309-68530.b\F60569.D
Injection Date: 09-Mar-2018 02:28:30 Instrument ID: CVOAMS6
Lims ID: STD7
Client ID:
Operator ID: ALS Bottle#: 2 Worklist Smp#: 3
Purge Vol: 5.000 mL Dil. Factor: 1.0000
Method: 8260624W6 Limit Group: VOA - 8260C DKQP Water and Solid
Column: Rtx-624 (0.25 mm) Detector MS SCAN

122 1,2-Dichlorobenzene, CAS: 95-50-1

Processing Results

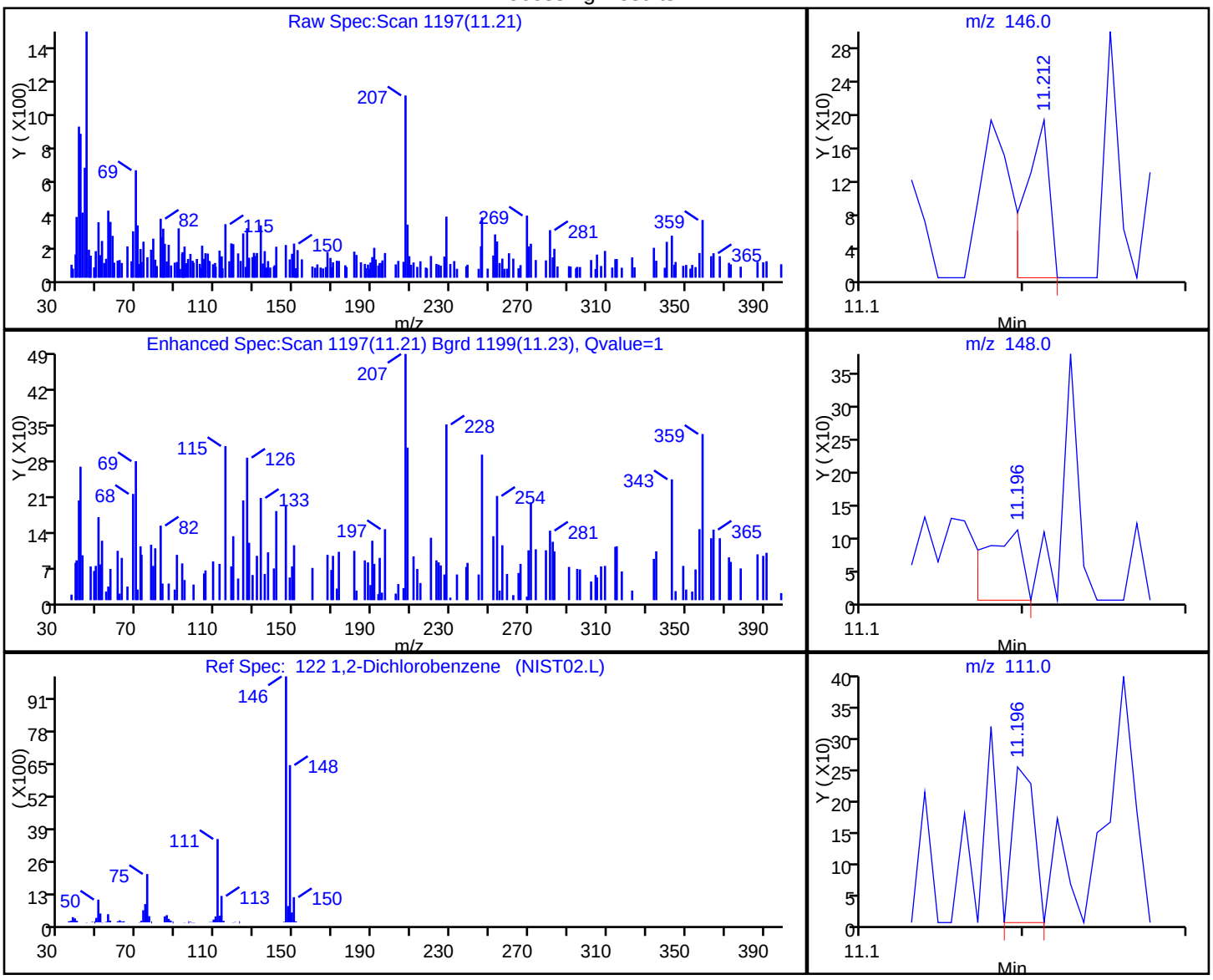

RT	Mass	Response	Amount
11.21	146.00	191	0.018861
11.20	148.00	174	
11.20	111.00	234	

Reviewer: delpolitov, 11-Mar-2018 23:36:23
Audit Action: Marked Compound Undetected Audit Reason: Invalid Compound ID

User Disabled Compound Report

TestAmerica Edison

Data File: \\ChromNA\Edison\ChromData\CVOAMS6\20180309-68530.b\F60569.D
Injection Date: 09-Mar-2018 02:28:30 Instrument ID: CVOAMS6
Lims ID: STD7
Client ID:
Operator ID: ALS Bottle#: 2 Worklist Smp#: 3
Purge Vol: 5.000 mL Dil. Factor: 1.0000
Method: 8260624W6 Limit Group: VOA - 8260C DKQP Water and Solid
Column: Rtx-624 (0.25 mm) Detector MS SCAN

59 1,2-Dichloroethane, CAS: 107-06-2

Processing Results

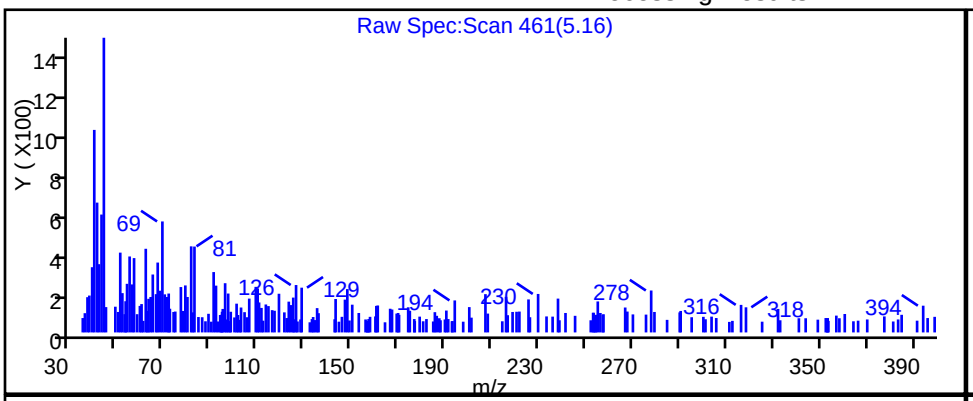

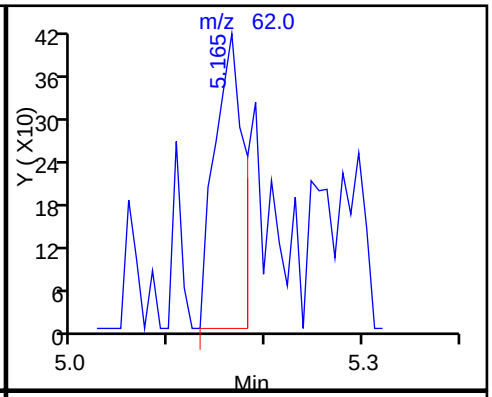

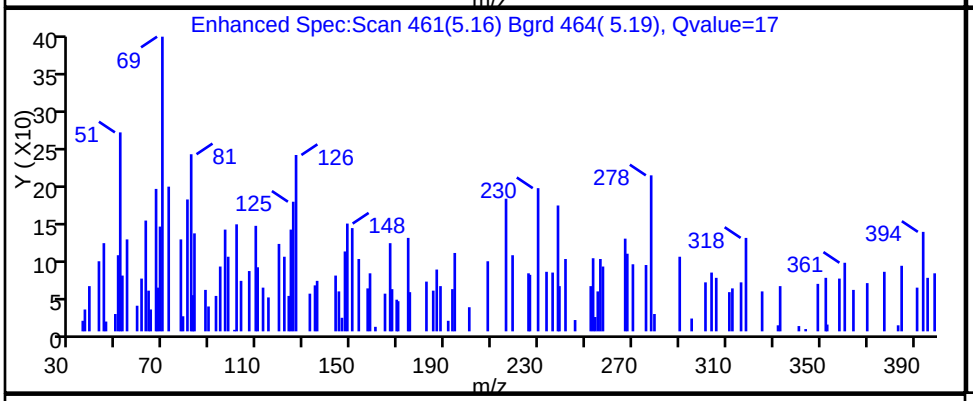

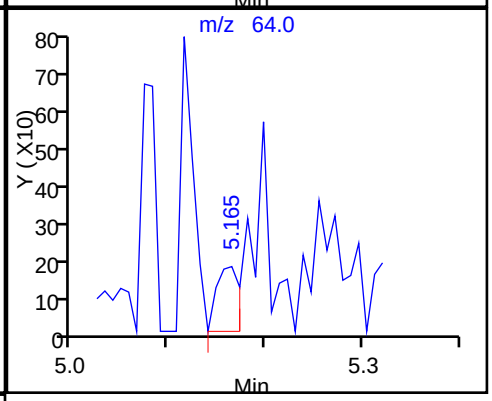

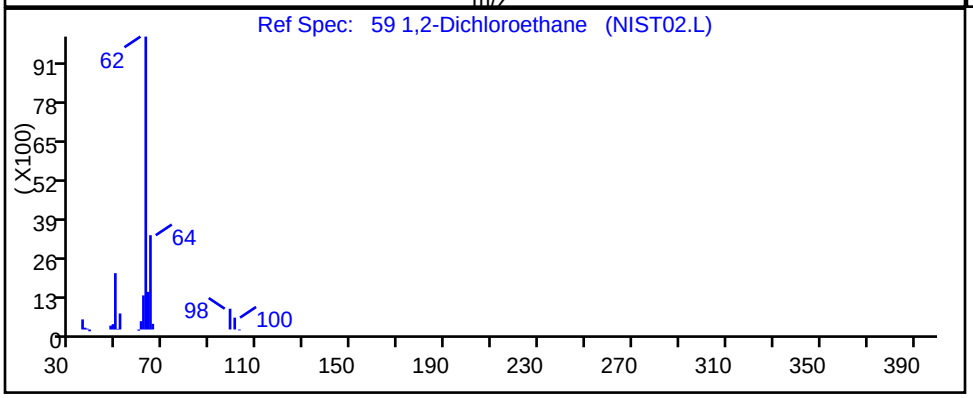

RT	Mass	Response	Amount
5.16	62.00	854	0.186717
5.16	64.00	286	

Reviewer: delpolitov, 11-Mar-2018 23:36:23
Audit Action: Marked Compound Undetected Audit Reason: Invalid Compound ID

User Disabled Compound Report

TestAmerica Edison

Data File: \\ChromNA\Edison\ChromData\CVOAMS6\20180309-68530.b\F60569.D
Injection Date: 09-Mar-2018 02:28:30 Instrument ID: CVOAMS6
Lims ID: STD7
Client ID:
Operator ID: ALS Bottle#: 2 Worklist Smp#: 3
Purge Vol: 5.000 mL Dil. Factor: 1.0000
Method: 8260624W6 Limit Group: VOA - 8260C DKQP Water and Solid
Column: Rtx-624 (0.25 mm) Detector MS SCAN

66 1,2-Dichloropropane, CAS: 78-87-5

Processing Results

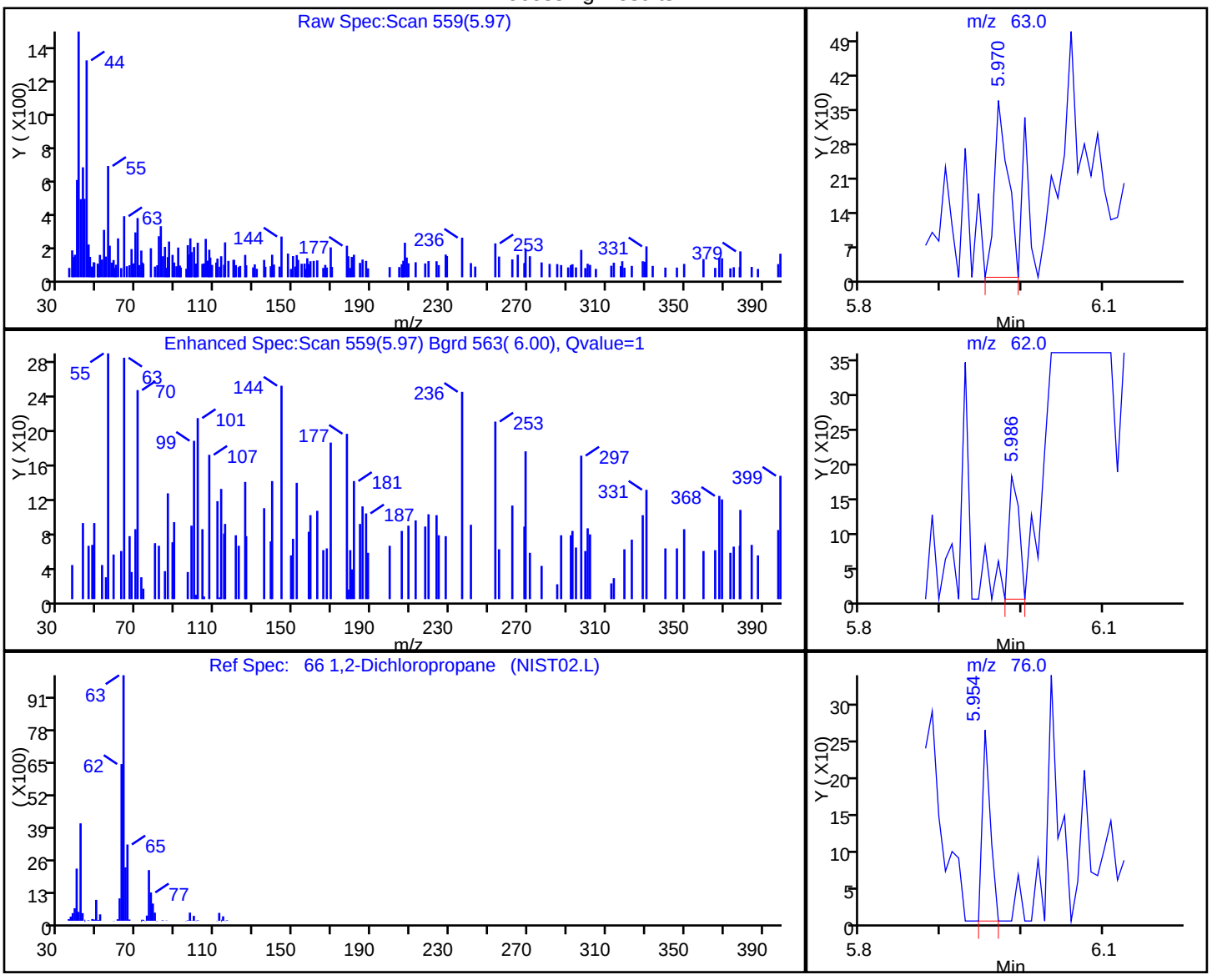

RT	Mass	Response	Amount
5.97	63.00	428	0.136224
5.99	62.00	154	
5.95	76.00	180	
5.95	112.00	141	

Reviewer: delpolitov, 11-Mar-2018 23:36:23
Audit Action: Marked Compound Undetected Audit Reason: Invalid Compound ID

User Disabled Compound Report

TestAmerica Edison

Data File: \\ChromNA\Edison\ChromData\CVOAMS6\20180309-68530.b\F60569.D
Injection Date: 09-Mar-2018 02:28:30 Instrument ID: CVOAMS6
Lims ID: STD7
Client ID:
Operator ID: ALS Bottle#: 2 Worklist Smp#: 3
Purge Vol: 5.000 mL Dil. Factor: 1.0000
Method: 8260624W6 Limit Group: VOA - 8260C DKQP Water and Solid
Column: Rtx-624 (0.25 mm) Detector MS SCAN

125 1,3,5-Trichlorobenzene, CAS: 108-70-3

Processing Results

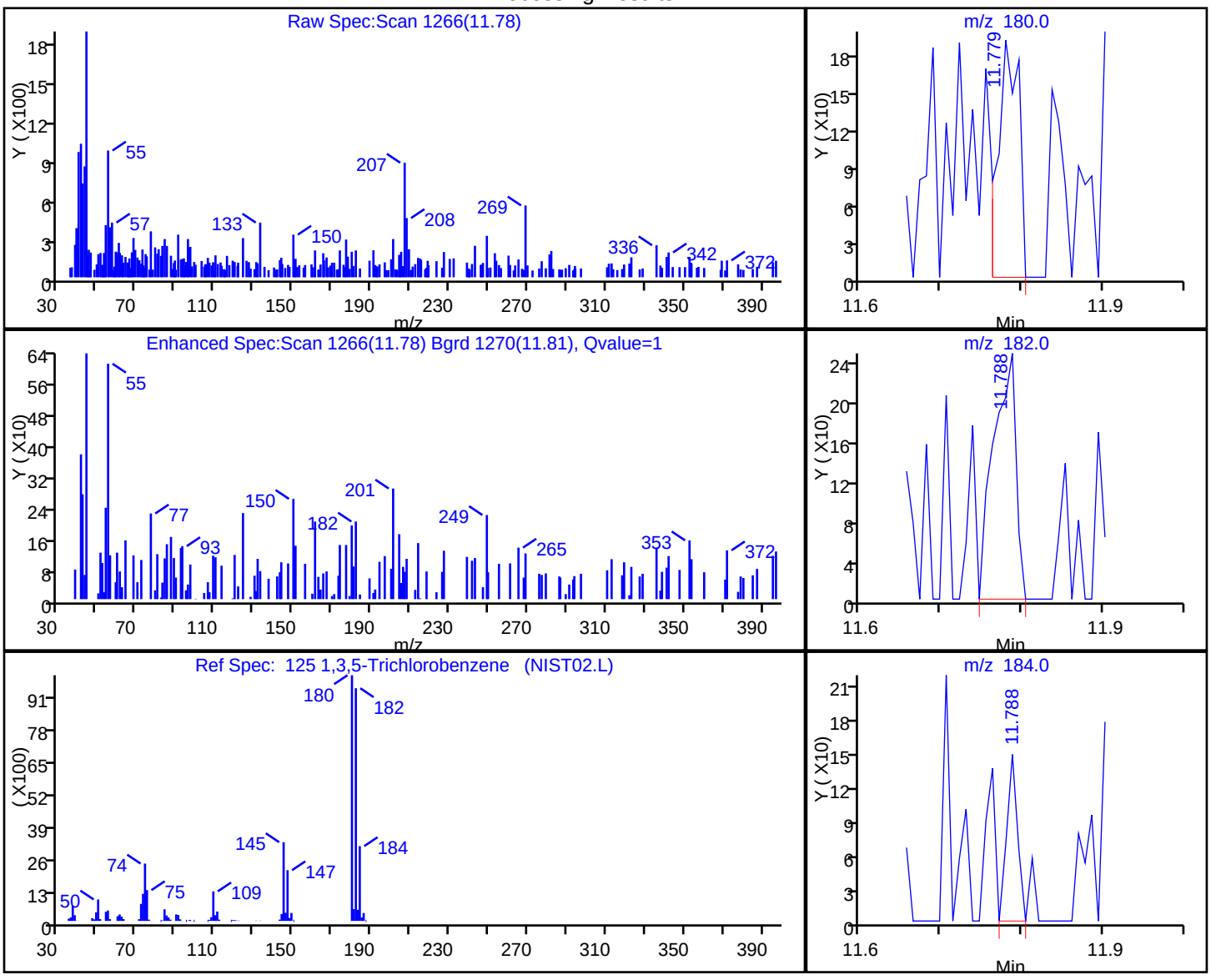

RT	Mass	Response	Amount
11.78	180.00	343	0.041013
11.79	182.00	475	
11.79	184.00	133	

Reviewer: delpolitov, 11-Mar-2018 23:36:23
Audit Action: Marked Compound Undetected Audit Reason: Invalid Compound ID

User Disabled Compound Report

TestAmerica Edison

Data File: \\ChromNA\Edison\ChromData\CVOAMS6\20180309-68530.b\F60569.D
Injection Date: 09-Mar-2018 02:28:30 Instrument ID: CVOAMS6
Lims ID: STD7
Client ID:
Operator ID: ALS Bottle#: 2 Worklist Smp#: 3
Purge Vol: 5.000 mL Dil. Factor: 1.0000
Method: 8260624W6 Limit Group: VOA - 8260C DKQP Water and Solid
Column: Rtx-624 (0.25 mm) Detector MS SCAN

108 1,3,5-Trimethylbenzene, CAS: 108-67-8

Processing Results

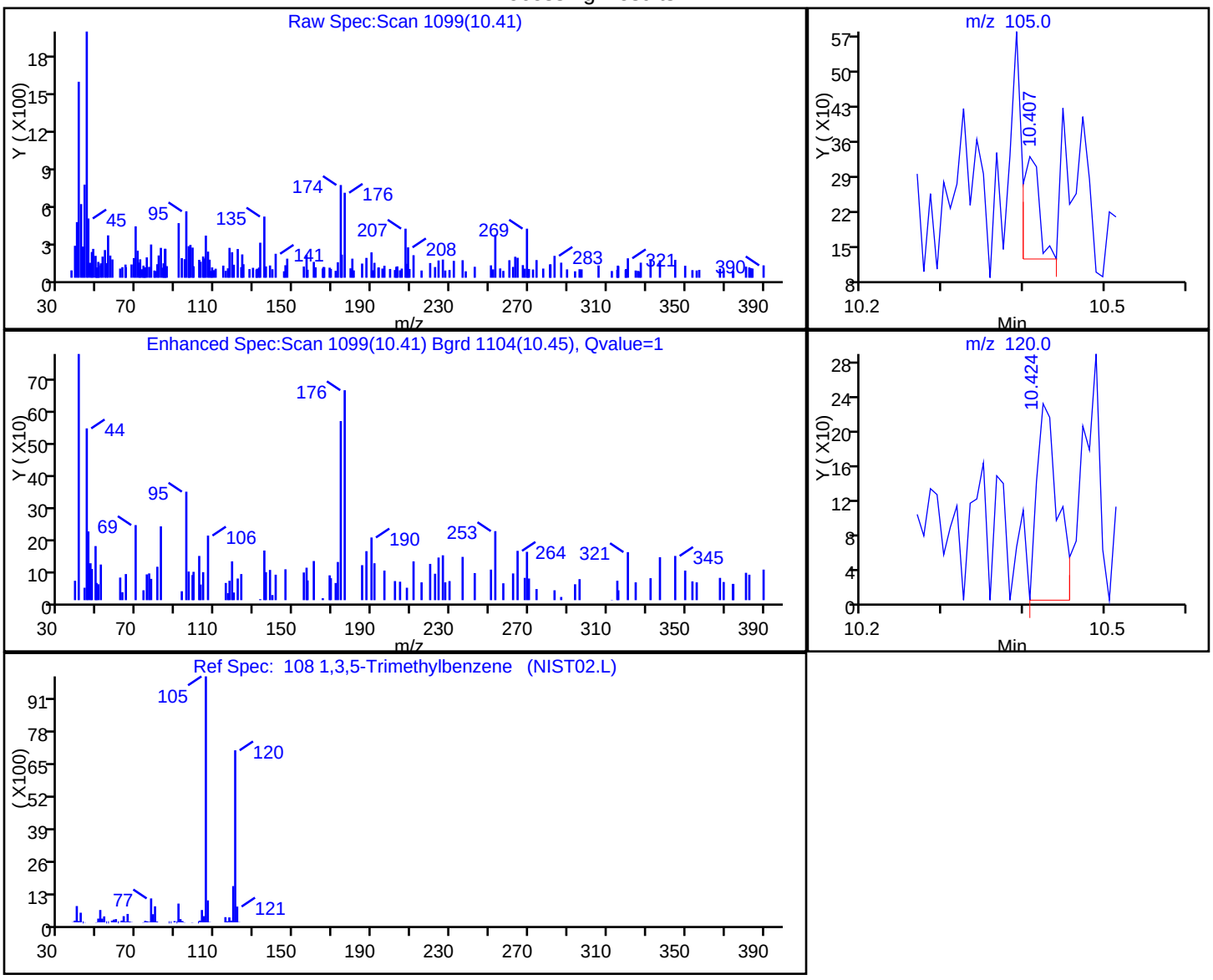

RT	Mass	Response	Amount
10.41	105.00	281	0.017234
10.42	120.00	410	

Reviewer: delpolitov, 11-Mar-2018 23:36:23
Audit Action: Marked Compound Undetected Audit Reason: Invalid Compound ID

User Disabled Compound Report

TestAmerica Edison

Data File:	\\ChromNA\Edison\ChromData\CVOAMS6\20180309-68530.b\F60569.D		
Injection Date:	09-Mar-2018 02:28:30	Instrument ID:	CVOAMS6
Lims ID:	STD7		
Client ID:			
Operator ID:		ALS Bottle#:	2 Worklist Smp#: 3
Purge Vol:	5.000 mL	Dil. Factor:	1.0000
Method:	8260624W6	Limit Group:	VOA - 8260C DKQP Water and Solid
Column:	Rtx-624 (0.25 mm)	Detector	MS SCAN

115 1,3-Dichlorobenzene, CAS: 541-73-1

Processing Results

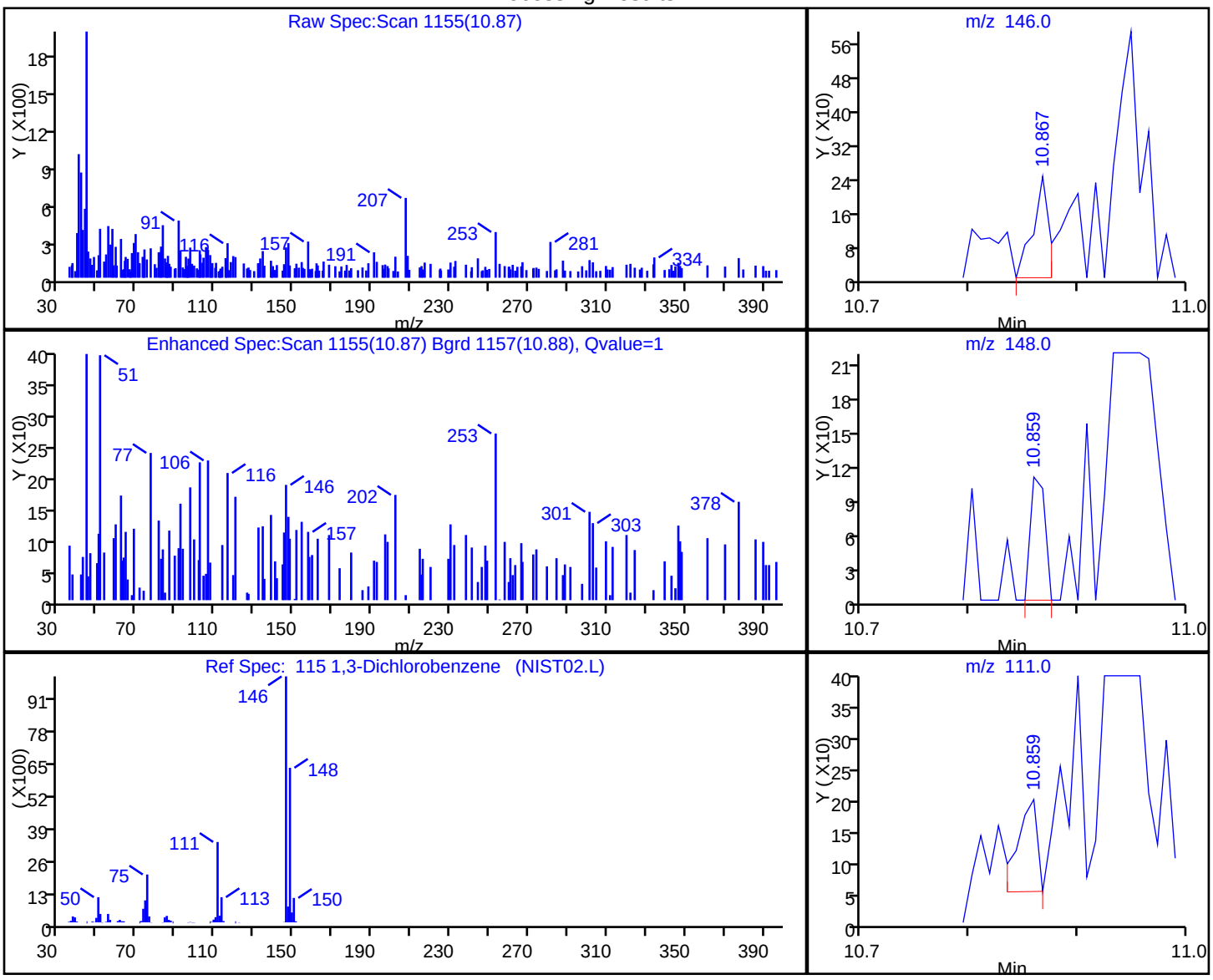

RT	Mass	Response	Amount
10.87	146.00	249	0.026074
10.86	148.00	102	
10.86	111.00	188	

Reviewer: delpolitov, 11-Mar-2018 23:36:23

Audit Action: Marked Compound Undetected Audit Reason: Invalid Compound ID

User Disabled Compound Report

TestAmerica Edison

Data File:	\\ChromNA\Edison\ChromData\CVOAMS6\20180309-68530.b\F60569.D		
Injection Date:	09-Mar-2018 02:28:30	Instrument ID:	CVOAMS6
Lims ID:	STD7		
Client ID:			
Operator ID:		ALS Bottle#:	2 Worklist Smp#: 3
Purge Vol:	5.000 mL	Dil. Factor:	1.0000
Method:	8260624W6	Limit Group:	VOA - 8260C DKQP Water and Solid
Column:	Rtx-624 (0.25 mm)	Detector	MS SCAN

84 1,3-Dichloropropane, CAS: 142-28-9

Processing Results

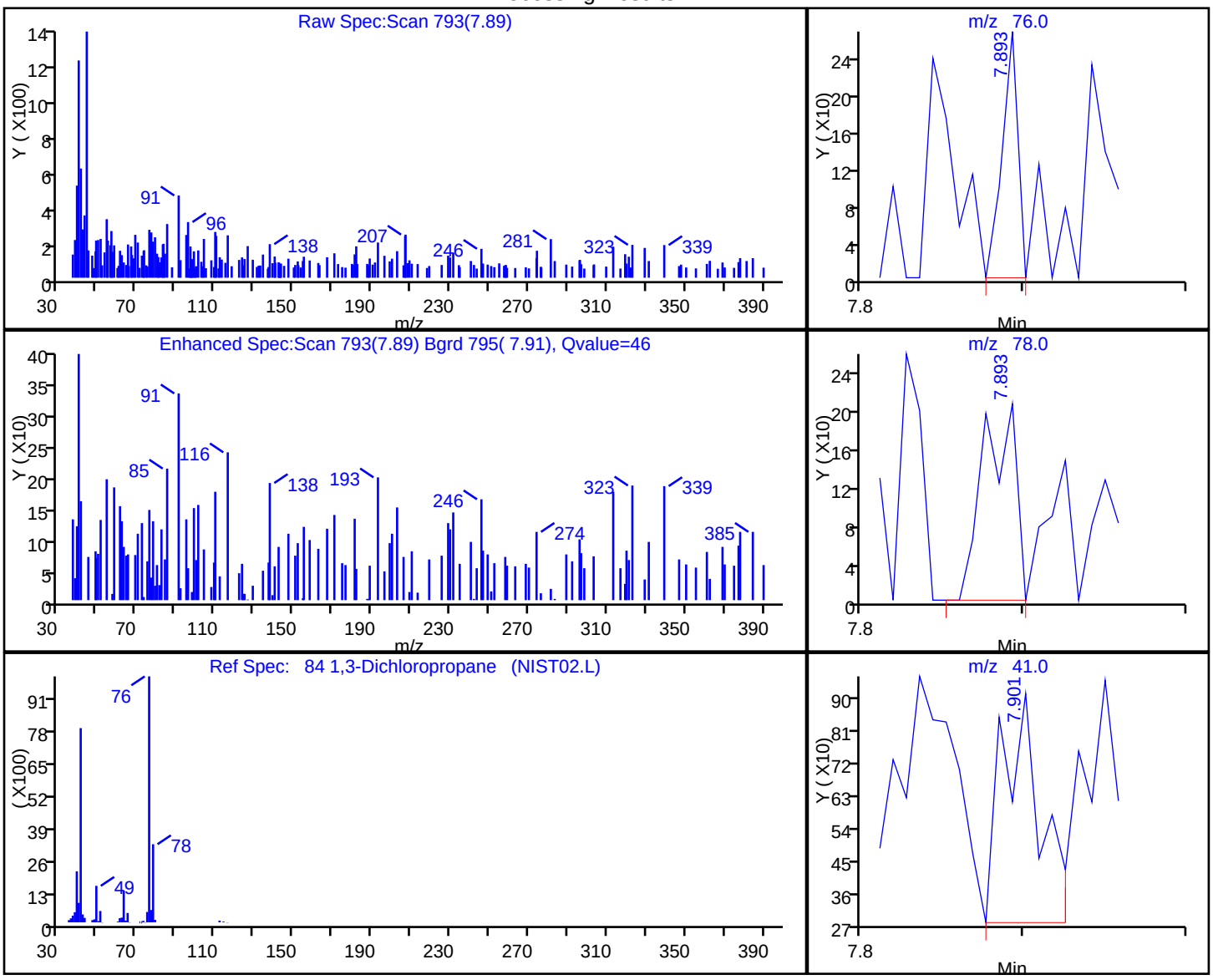

RT	Mass	Response	Amount
7.89	76.00	180	0.037904
7.89	78.00	283	
7.90	41.00	1071	

Reviewer: delpolitov, 11-Mar-2018 23:36:23

Audit Action: Marked Compound Undetected Audit Reason: Invalid Compound ID

User Disabled Compound Report

TestAmerica Edison

Data File: \\ChromNA\Edison\ChromData\CVOAMS6\20180309-68530.b\F60569.D
Injection Date: 09-Mar-2018 02:28:30 Instrument ID: CVOAMS6
Lims ID: STD7
Client ID:
Operator ID: ALS Bottle#: 2 Worklist Smp#: 3
Purge Vol: 5.000 mL Dil. Factor: 1.0000
Method: 8260624W6 Limit Group: VOA - 8260C DKQP Water and Solid
Column: Rtx-624 (0.25 mm) Detector MS SCAN

117 1,4-Dichlorobenzene, CAS: 106-46-7

Processing Results

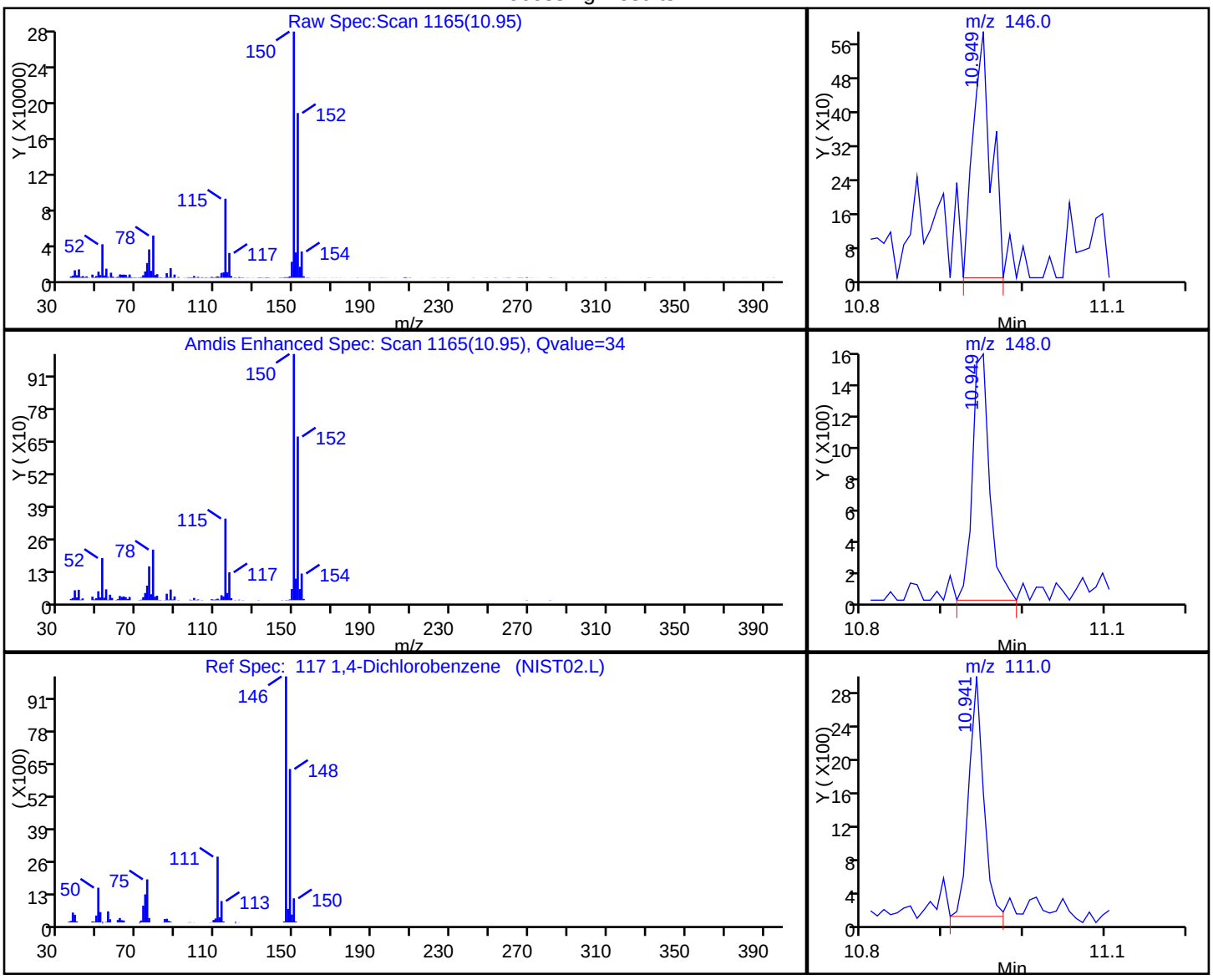

RT	Mass	Response	Amount
10.95	146.00	912	0.092446
10.95	148.00	2297	
10.94	111.00	3581	

Reviewer: delpolitov, 11-Mar-2018 23:36:23
Audit Action: Marked Compound Undetected Audit Reason: Invalid Compound ID

User Disabled Compound Report

TestAmerica Edison

Data File: \\ChromNA\Edison\ChromData\CVOAMS6\20180309-68530.b\F60569.D
Injection Date: 09-Mar-2018 02:28:30 Instrument ID: CVOAMS6
Lims ID: STD7
Client ID:
Operator ID: ALS Bottle#: 2 Worklist Smp#: 3
Purge Vol: 5.000 mL Dil. Factor: 1.0000
Method: 8260624W6 Limit Group: VOA - 8260C DKQP Water and Solid
Column: Rtx-624 (0.25 mm) Detector MS SCAN

69 1,4-Dioxane, CAS: 123-91-1

Processing Results

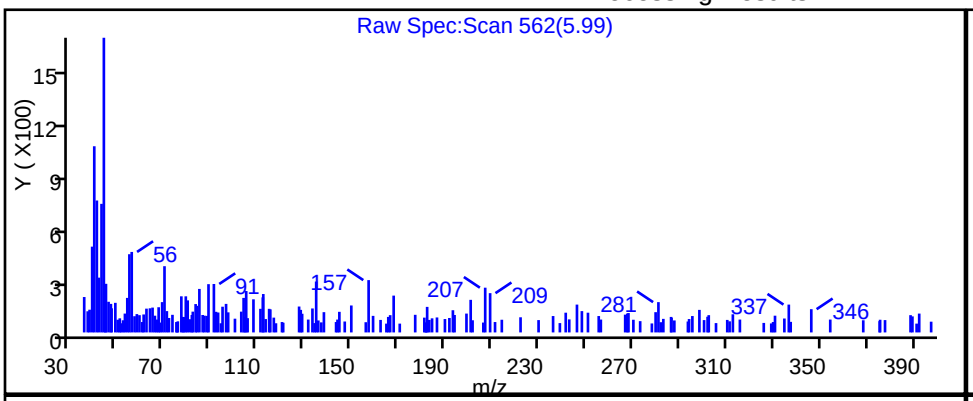

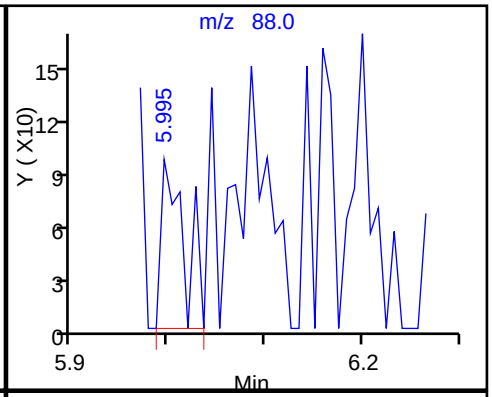

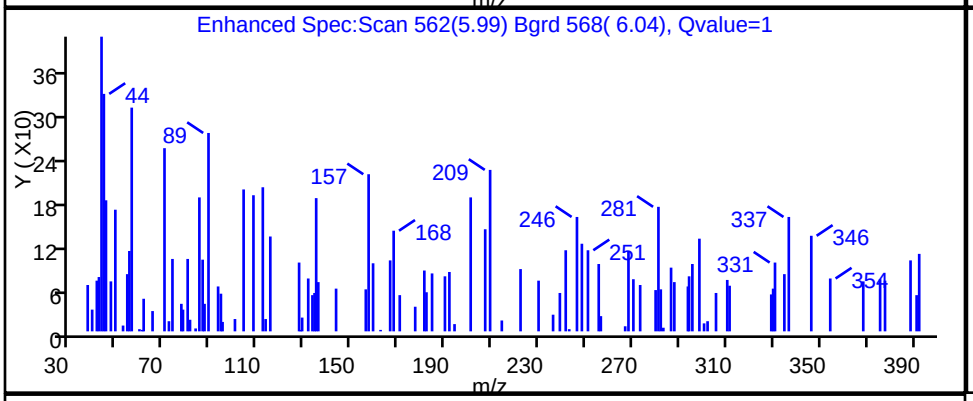

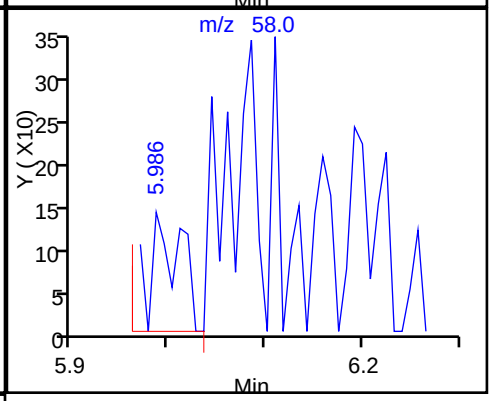

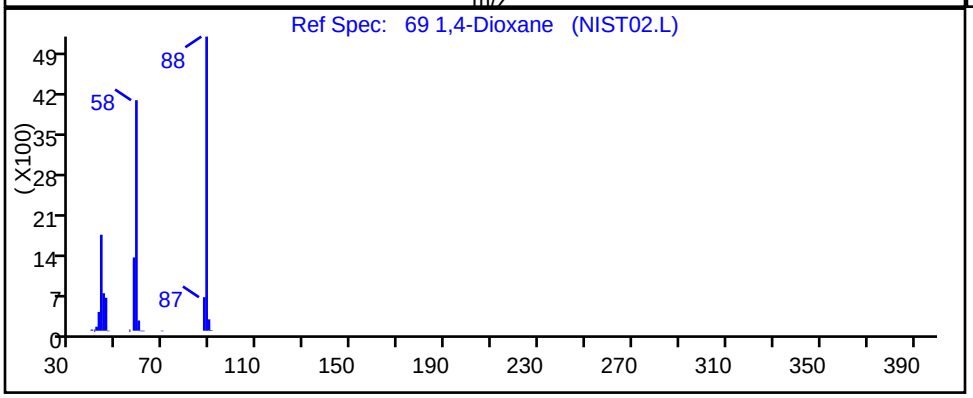

RT	Mass	Response	Amount
5.99	88.00	157	41.814741
5.99	58.00	314	

Reviewer: delpolitov, 11-Mar-2018 23:36:23
Audit Action: Marked Compound Undetected Audit Reason: Invalid Compound ID

User Disabled Compound Report

TestAmerica Edison

Data File: \\ChromNA\Edison\ChromData\CVOAMS6\20180309-68530.b\F60569.D
Injection Date: 09-Mar-2018 02:28:30 Instrument ID: CVOAMS6
Lims ID: STD7
Client ID:
Operator ID: ALS Bottle#: 2 Worklist Smp#: 3
Purge Vol: 5.000 mL Dil. Factor: 1.0000
Method: 8260624W6 Limit Group: VOA - 8260C DKQP Water and Solid
Column: Rtx-624 (0.25 mm) Detector MS SCAN

39 2,2-Dichloropropane, CAS: 594-20-7

Processing Results

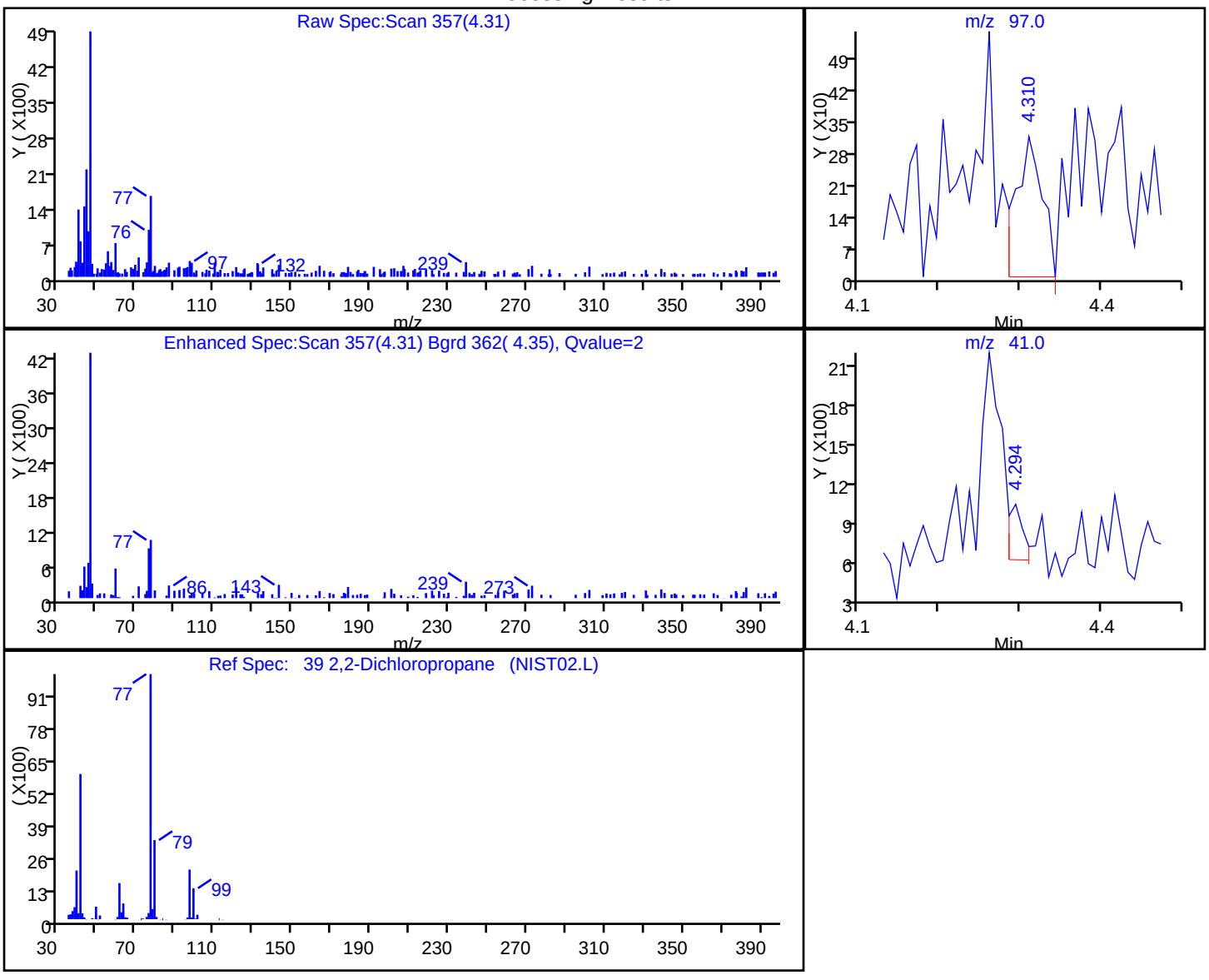

RT	Mass	Response	Amount
4.31	97.00	704	0.578457
4.29	41.00	517	

Reviewer: delpolitov, 11-Mar-2018 23:36:23
Audit Action: Marked Compound Undetected Audit Reason: Invalid Compound ID

Report Date: 12-Mar-2018 00:55:43 Chrom Revision: 2.2 08-Feb-2018 13:38:42

User Disabled Compound Report

TestAmerica Edison

Data File: \\ChromNA\Edison\ChromData\CVOAMS6\20180309-68530.b\F60569.D

Injection Date: 09-Mar-2018 02:28:30 Instrument ID: CVOAMS6

Lims ID: STD7

Client ID:

Operator ID: ALS Bottle#: 2 Worklist Smp#: 3

Purge Vol: 5.000 mL Dil. Factor: 1.0000

Method: 8260624W6 Limit Group: VOA - 8260C DKQP Water and Solid

Column: Rtx-624 (0.25 mm) Detector MS SCAN

119 2,3-Dihydroindene, CAS: 496-11-7

Processing Results

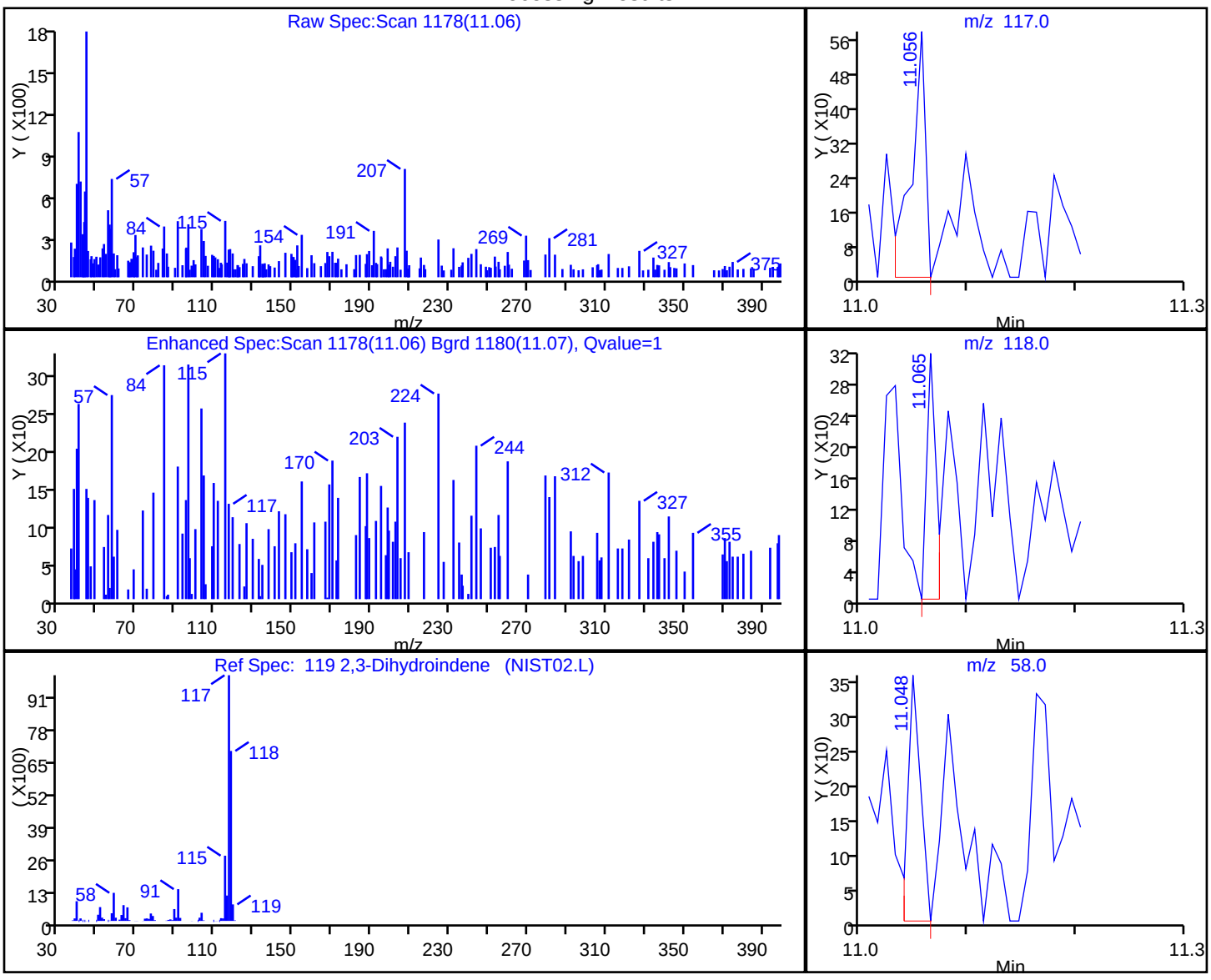

RT	Mass	Response	Amount
11.06	117.00	531	0.030327
11.06	118.00	199	
11.05	58.00	294	

Reviewer: delpolitov, 11-Mar-2018 23:36:23

Audit Action: Marked Compound Undetected Audit Reason: Invalid Compound ID

User Disabled Compound Report

TestAmerica Edison

Data File: \\ChromNA\Edison\ChromData\CVOAMS6\20180309-68530.b\F60569.D
Injection Date: 09-Mar-2018 02:28:30 Instrument ID: CVOAMS6
Lims ID: STD7
Client ID:
Operator ID: ALS Bottle#: 2 Worklist Smp#: 3
Purge Vol: 5.000 mL Dil. Factor: 1.0000
Method: 8260624W6 Limit Group: VOA - 8260C DKQP Water and Solid
Column: Rtx-624 (0.25 mm) Detector MS SCAN

41 2-Butanone (MEK), CAS: 78-93-3

Processing Results

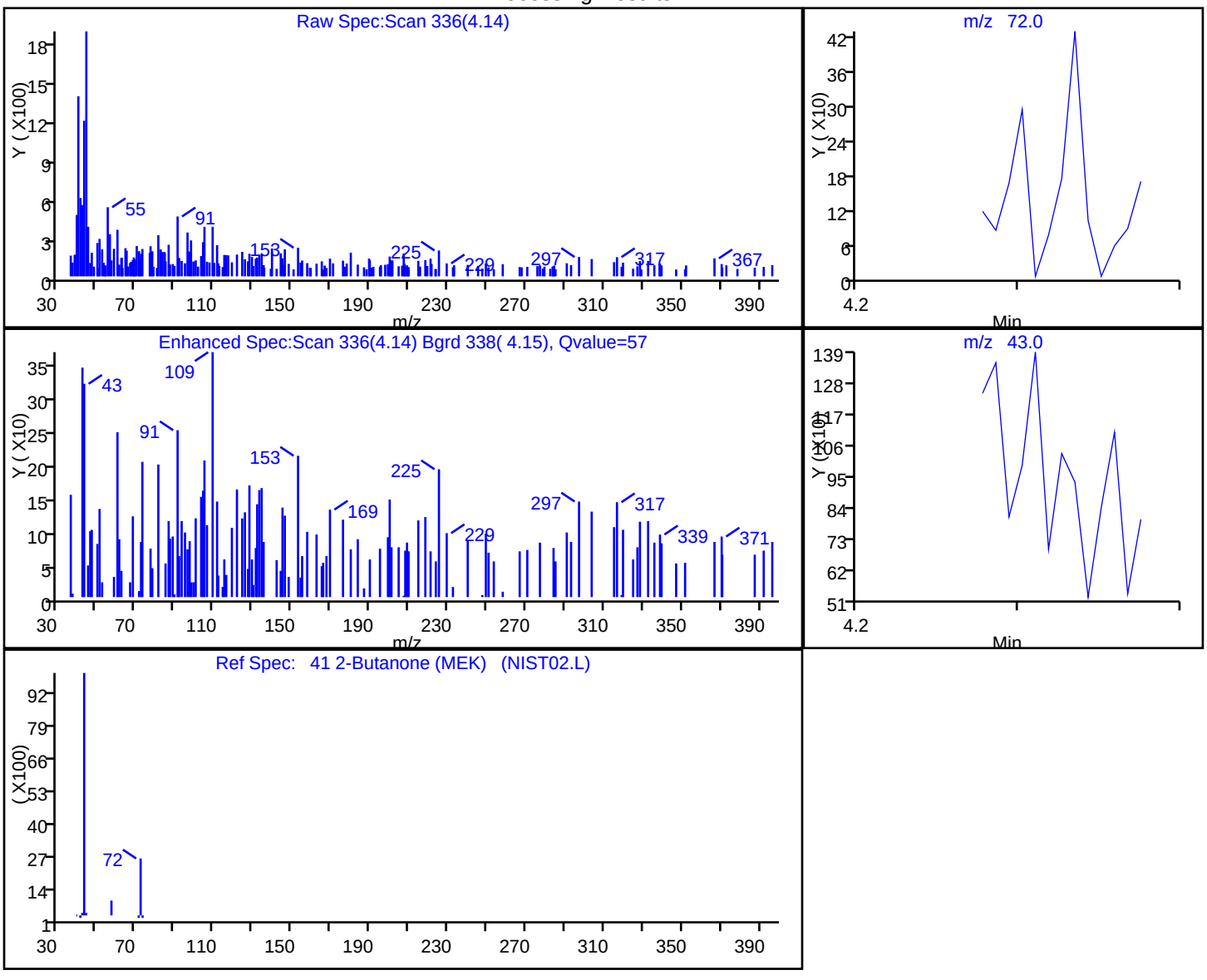

RT	Mass	Response	Amount
4.14	72.00	152	0.490771
4.14	43.00	866	

Reviewer: delpolitov, 11-Mar-2018 23:36:23
Audit Action: Marked Compound Undetected Audit Reason: Invalid Compound ID

User Disabled Compound Report

TestAmerica Edison

Data File:	\\ChromNA\Edison\ChromData\CVOAMS6\20180309-68530.b\F60569.D		
Injection Date:	09-Mar-2018 02:28:30	Instrument ID:	CVOAMS6
Lims ID:	STD7		
Client ID:			
Operator ID:		ALS Bottle#:	2 Worklist Smp#: 3
Purge Vol:	5.000 mL	Dil. Factor:	1.0000
Method:	8260624W6	Limit Group:	VOA - 8260C DKQP Water and Solid
Column:	Rtx-624 (0.25 mm)	Detector	MS SCAN

36 2-Chloro-1,3-butadiene, CAS: 126-99-8

Processing Results

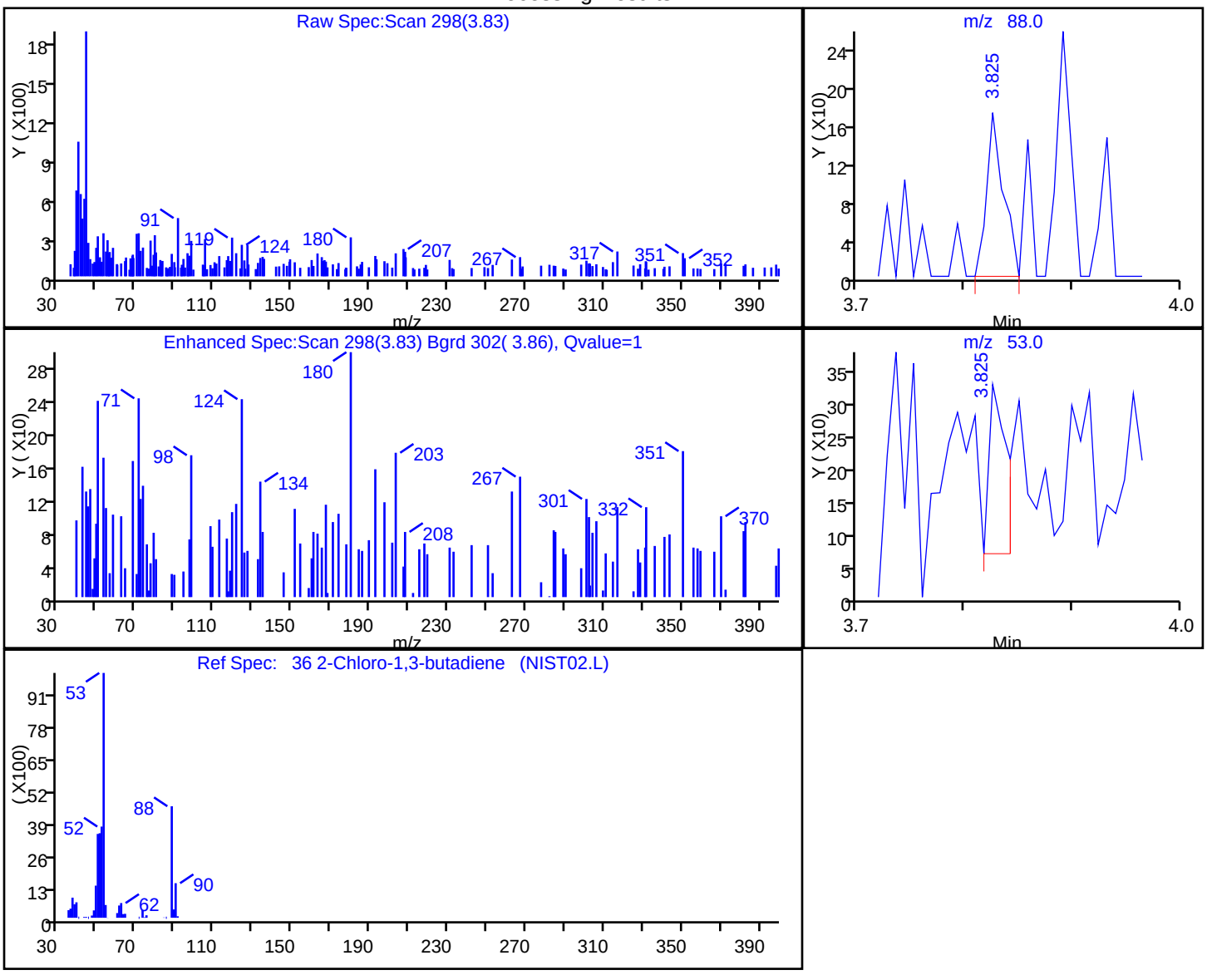

RT	Mass	Response	Amount
3.83	88.00	186	0.056103
3.83	53.00	296	

Reviewer: delpolitov, 11-Mar-2018 23:36:23

Audit Action: Marked Compound Undetected Audit Reason: Invalid Compound ID

User Disabled Compound Report

TestAmerica Edison

Data File: \\ChromNA\Edison\ChromData\CVOAMS6\20180309-68530.b\F60569.D
Injection Date: 09-Mar-2018 02:28:30 Instrument ID: CVOAMS6
Lims ID: STD7
Client ID:
Operator ID: ALS Bottle#: 2 Worklist Smp#: 3
Purge Vol: 5.000 mL Dil. Factor: 1.0000
Method: 8260624W6 Limit Group: VOA - 8260C DKQP Water and Solid
Column: Rtx-624 (0.25 mm) Detector MS SCAN

74 2-Chloroethyl vinyl ether, CAS: 110-75-8

Processing Results

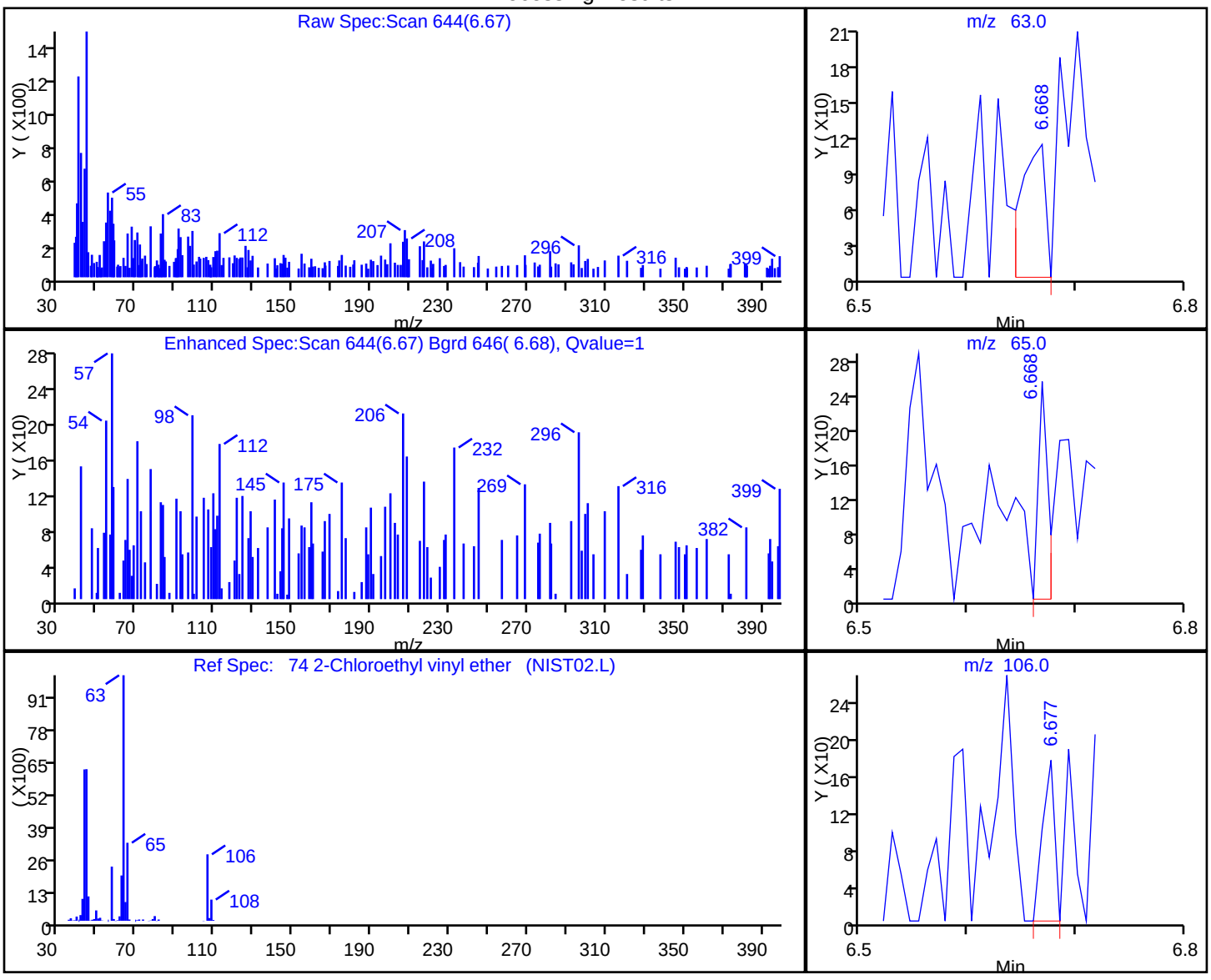

RT	Mass	Response	Amount
6.67	63.00	177	0.118278
6.67	65.00	163	
6.68	106.00	135	

Reviewer: delpolitov, 11-Mar-2018 23:36:23
Audit Action: Marked Compound Undetected Audit Reason: Invalid Compound ID

User Disabled Compound Report

TestAmerica Edison

Data File: \\ChromNA\Edison\ChromData\CVOAMS6\20180309-68530.b\F60569.D
Injection Date: 09-Mar-2018 02:28:30 Instrument ID: CVOAMS6
Lims ID: STD7
Client ID:
Operator ID: ALS Bottle#: 2 Worklist Smp#: 3
Purge Vol: 5.000 mL Dil. Factor: 1.0000
Method: 8260624W6 Limit Group: VOA - 8260C DKQP Water and Solid
Column: Rtx-624 (0.25 mm) Detector MS SCAN

106 2-Chlorotoluene, CAS: 95-49-8

Processing Results

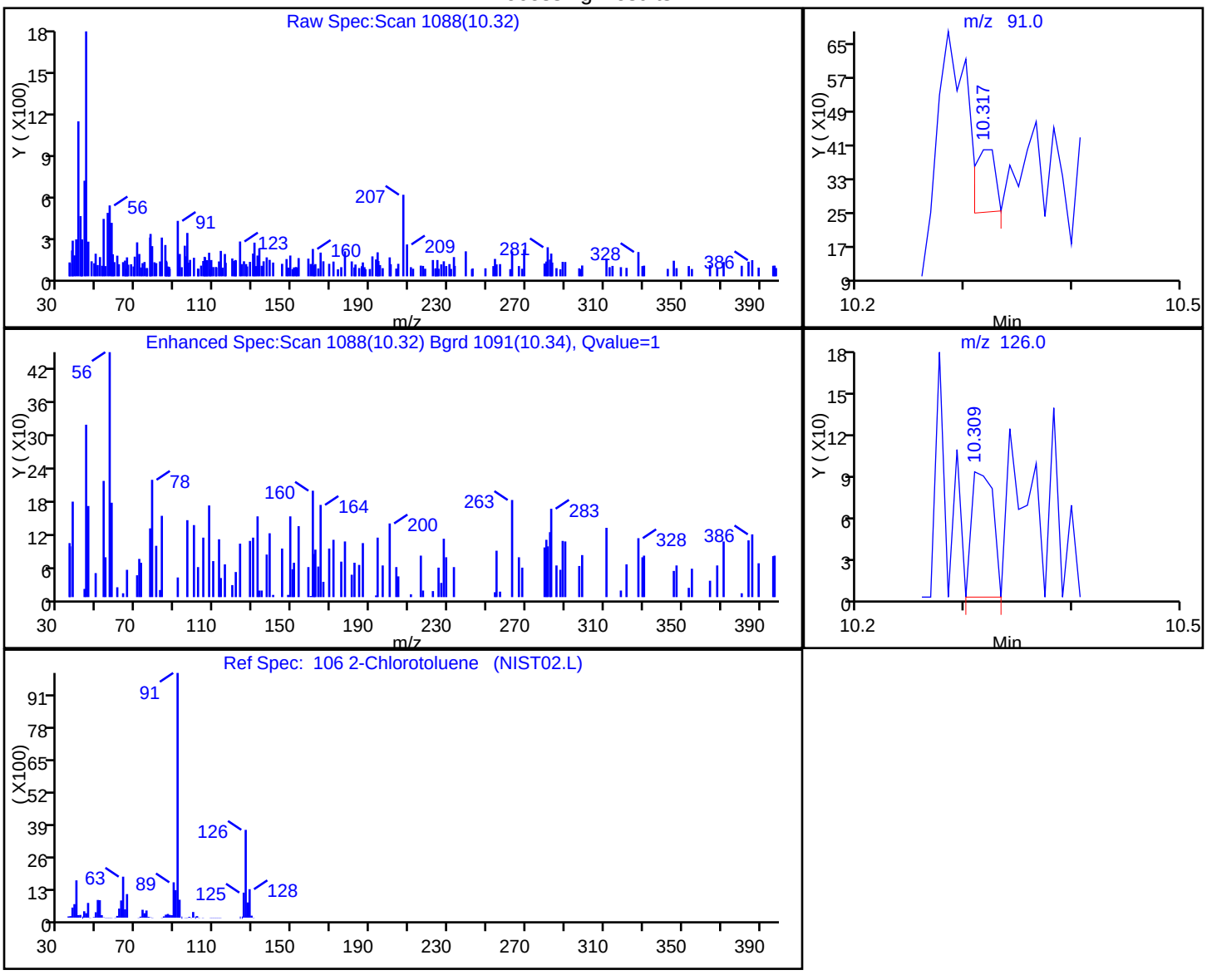

RT	Mass	Response	Amount
10.32	91.00	197	0.013987
10.31	126.00	126	

Reviewer: delpolitov, 11-Mar-2018 23:36:23
Audit Action: Marked Compound Undetected Audit Reason: Invalid Compound ID

User Disabled Compound Report

TestAmerica Edison

Data File: \\ChromNA\Edison\ChromData\CVOAMS6\20180309-68530.b\F60569.D
Injection Date: 09-Mar-2018 02:28:30 Instrument ID: CVOAMS6
Lims ID: STD7
Client ID:
Operator ID: ALS Bottle#: 2 Worklist Smp#: 3
Purge Vol: 5.000 mL Dil. Factor: 1.0000
Method: 8260624W6 Limit Group: VOA - 8260C DKQP Water and Solid
Column: Rtx-624 (0.25 mm) Detector MS SCAN

85 2-Hexanone, CAS: 591-78-6

Processing Results

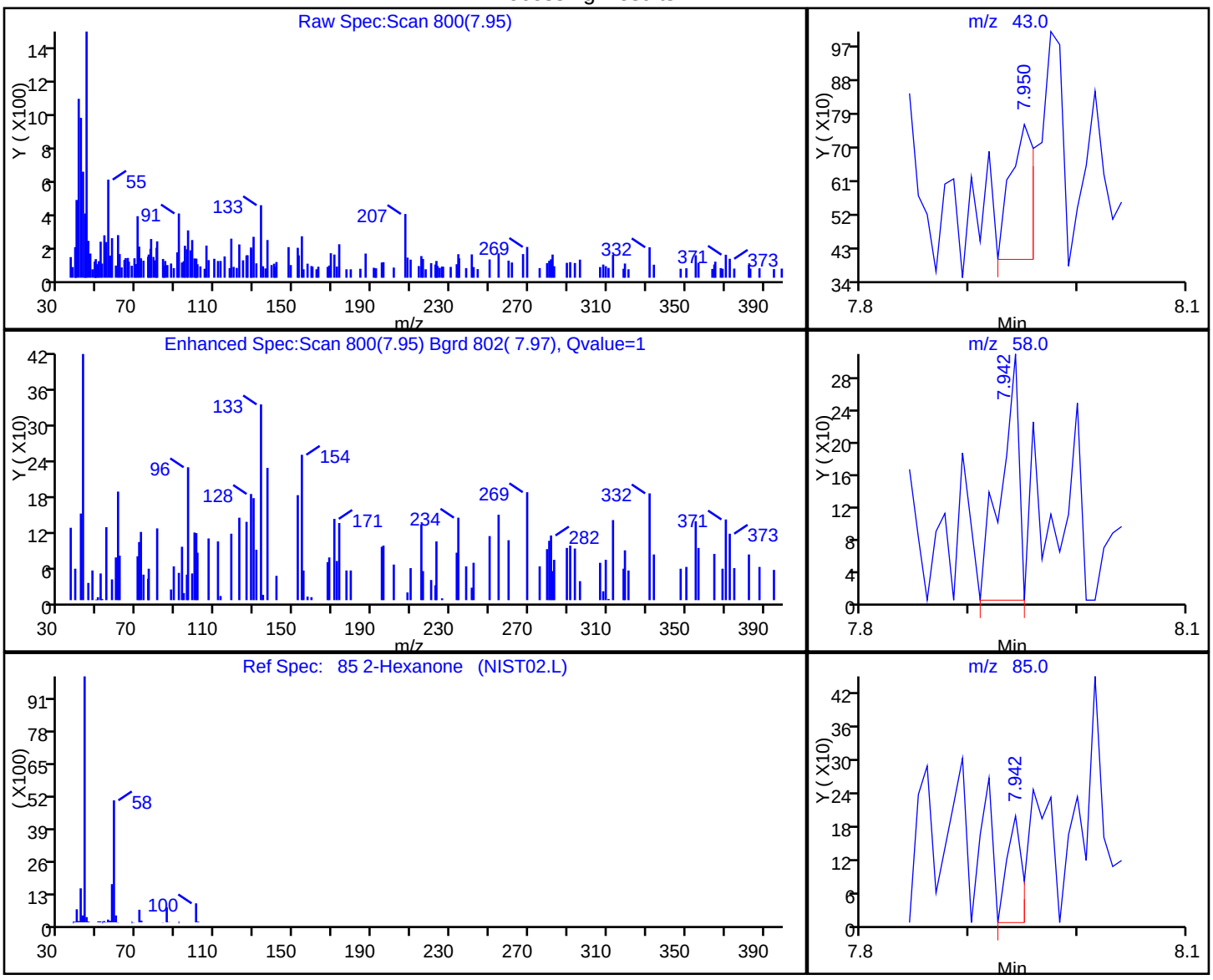

RT	Mass	Response	Amount
7.95	43.00	550	0.308354
7.94	58.00	348	
7.94	85.00	189	
7.96	100.00	436	

Reviewer: delpolitov, 11-Mar-2018 23:36:23
Audit Action: Marked Compound Undetected Audit Reason: Invalid Compound ID

Report Date: 12-Mar-2018 00:55:40 Chrom Revision: 2.2 08-Feb-2018 13:38:42

User Disabled Compound Report

TestAmerica Edison

Data File: \\ChromNA\Edison\ChromData\CVOAMS6\20180309-68530.b\F60569.D

Injection Date: 09-Mar-2018 02:28:30 Instrument ID: CVOAMS6

Lims ID: STD7

Client ID:

Operator ID: ALS Bottle#: 2 Worklist Smp#: 3

Purge Vol: 5.000 mL Dil. Factor: 1.0000

Method: 8260624W6 Limit Group: VOA - 8260C DKQP Water and Solid

Column: Rtx-624 (0.25 mm) Detector MS SCAN

13 2-Methyl-1,3-butadiene, CAS: 78-79-5

Processing Results

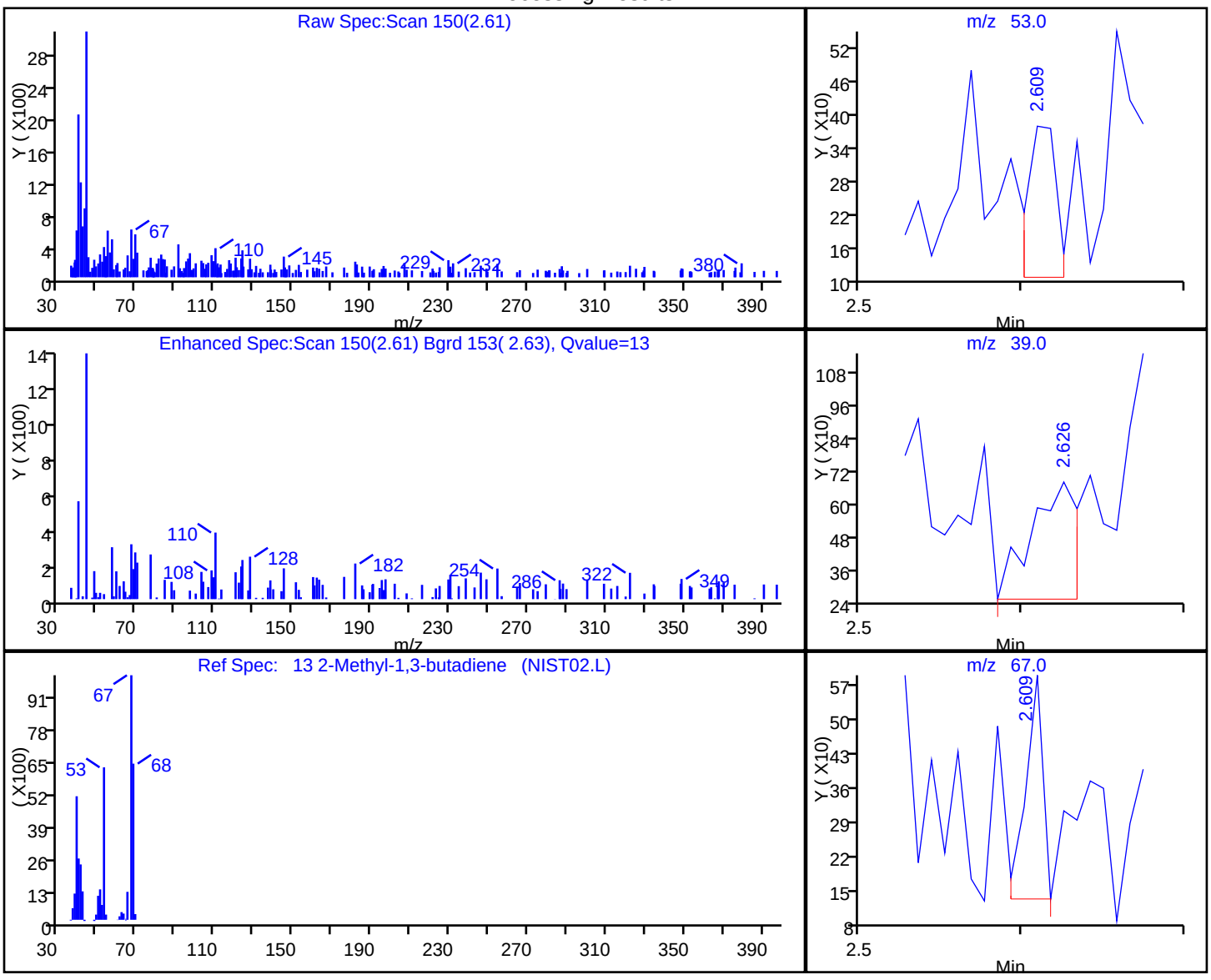

RT	Mass	Response	Amount
2.61	53.00	339	0.099603
2.63	39.00	849	
2.61	67.00	339	

Reviewer: delpolitov, 11-Mar-2018 23:36:23

Audit Action: Marked Compound Undetected Audit Reason: Invalid Compound ID

User Disabled Compound Report

TestAmerica Edison

Data File: \\ChromNA\Edison\ChromData\CVOAMS6\20180309-68530.b\F60569.D
Injection Date: 09-Mar-2018 02:28:30 Instrument ID: CVOAMS6
Lims ID: STD7
Client ID:
Operator ID: ALS Bottle#: 2 Worklist Smp#: 3
Purge Vol: 5.000 mL Dil. Factor: 1.0000
Method: 8260624W6 Limit Group: VOA - 8260C DKQP Water and Solid
Column: Rtx-624 (0.25 mm) Detector MS SCAN

28 2-Methyl-2-propanol, CAS: 75-65-0

Processing Results

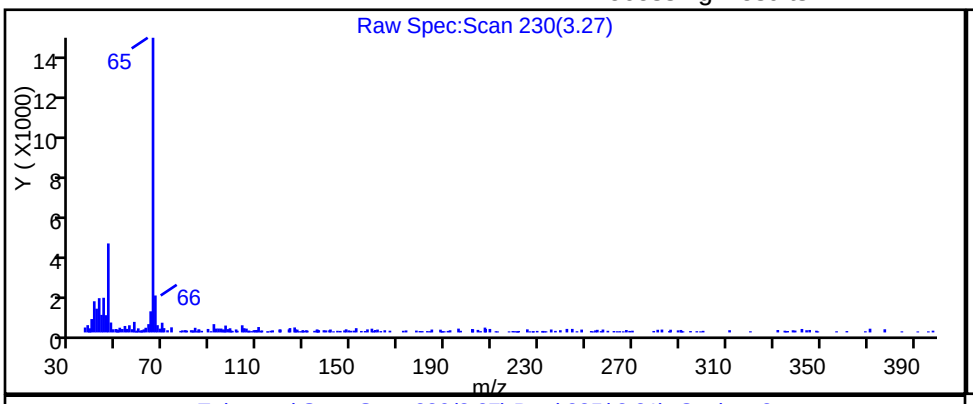

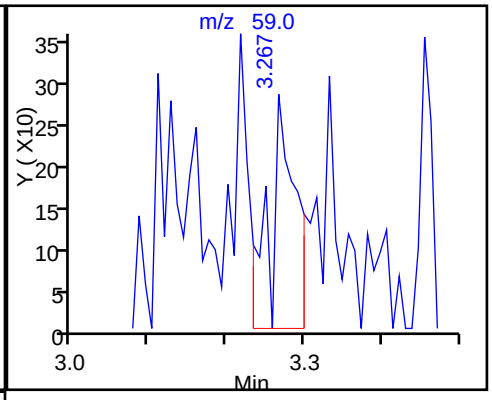

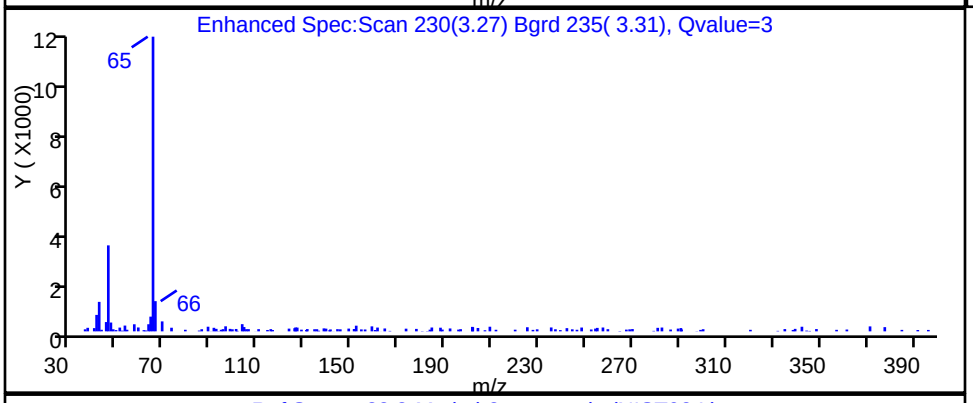

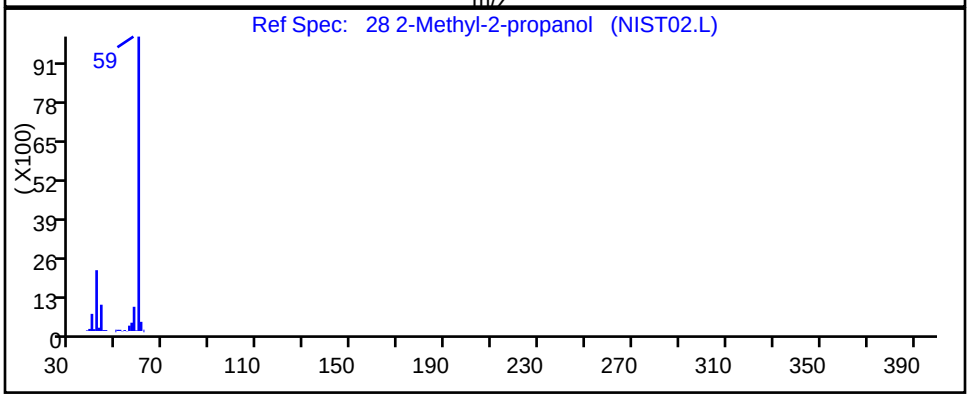

RT	Mass	Response	Amount
3.27	59.00	655	1.943798

Reviewer: delpolitov, 11-Mar-2018 23:36:23
Audit Action: Marked Compound Undetected Audit Reason: Invalid Compound ID

User Disabled Compound Report

TestAmerica Edison

Data File: \\ChromNA\Edison\ChromData\CVOAMS6\20180309-68530.b\F60569.D
Injection Date: 09-Mar-2018 02:28:30 Instrument ID: CVOAMS6
Lims ID: STD7
Client ID:
Operator ID: ALS Bottle#: 2 Worklist Smp#: 3
Purge Vol: 5.000 mL Dil. Factor: 1.0000
Method: 8260624W6 Limit Group: VOA - 8260C DKQP Water and Solid
Column: Rtx-624 (0.25 mm) Detector MS SCAN

73 2-Nitropropane, CAS: 79-46-9

Processing Results

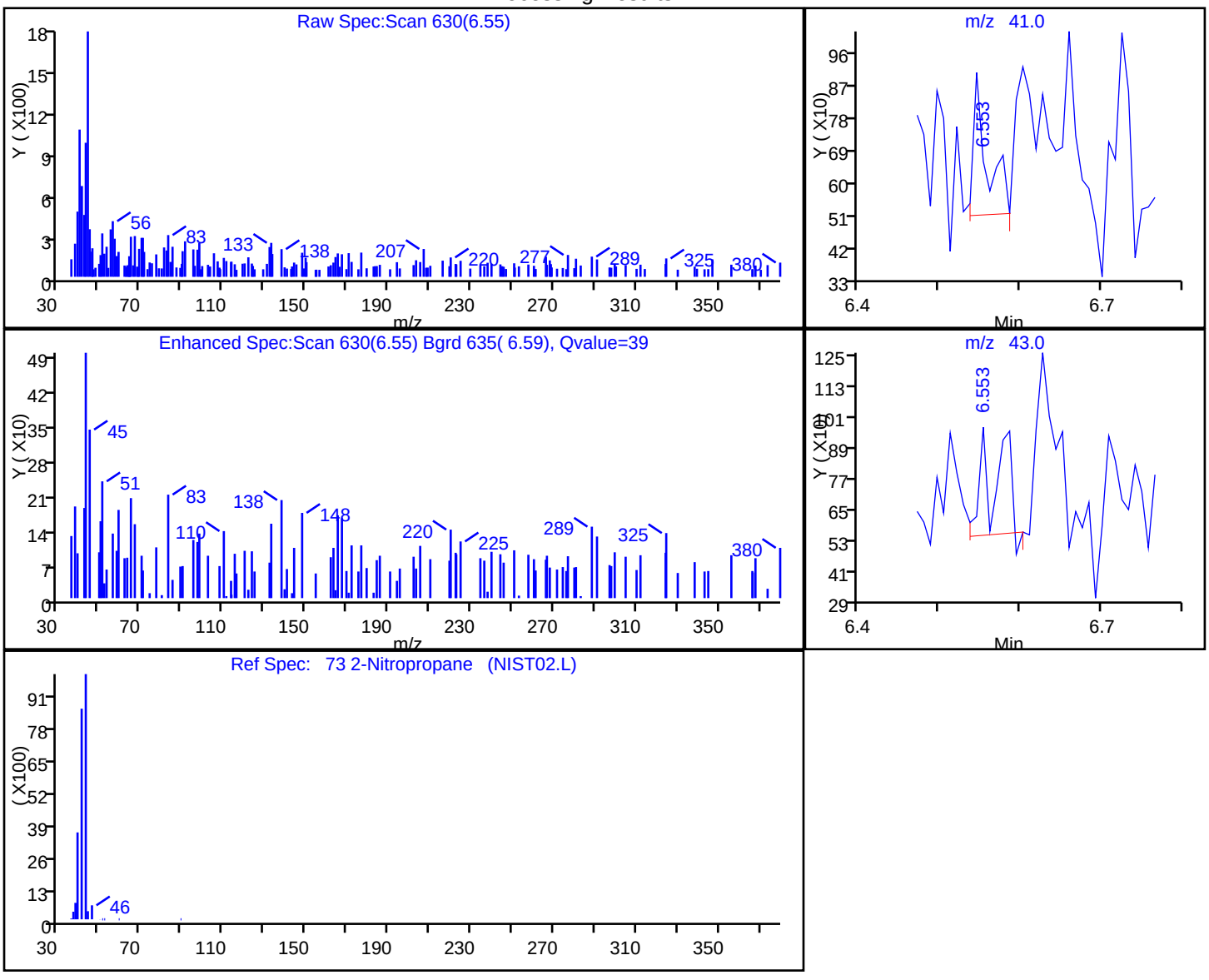

RT	Mass	Response	Amount
6.55	41.00	465	0.551432
6.55	43.00	702	

Reviewer: delpolitov, 11-Mar-2018 23:36:23
Audit Action: Marked Compound Undetected Audit Reason: Invalid Compound ID

User Disabled Compound Report

TestAmerica Edison

Data File: \\ChromNA\Edison\ChromData\CVOAMS6\20180309-68530.b\F60569.D
Injection Date: 09-Mar-2018 02:28:30 Instrument ID: CVOAMS6
Lims ID: STD7
Client ID:
Operator ID: ALS Bottle#: 2 Worklist Smp#: 3
Purge Vol: 5.000 mL Dil. Factor: 1.0000
Method: 8260624W6 Limit Group: VOA - 8260C DKQP Water and Solid
Column: Rtx-624 (0.25 mm) Detector MS SCAN

22 3-Chloro-1-propene, CAS: 107-05-1

Processing Results

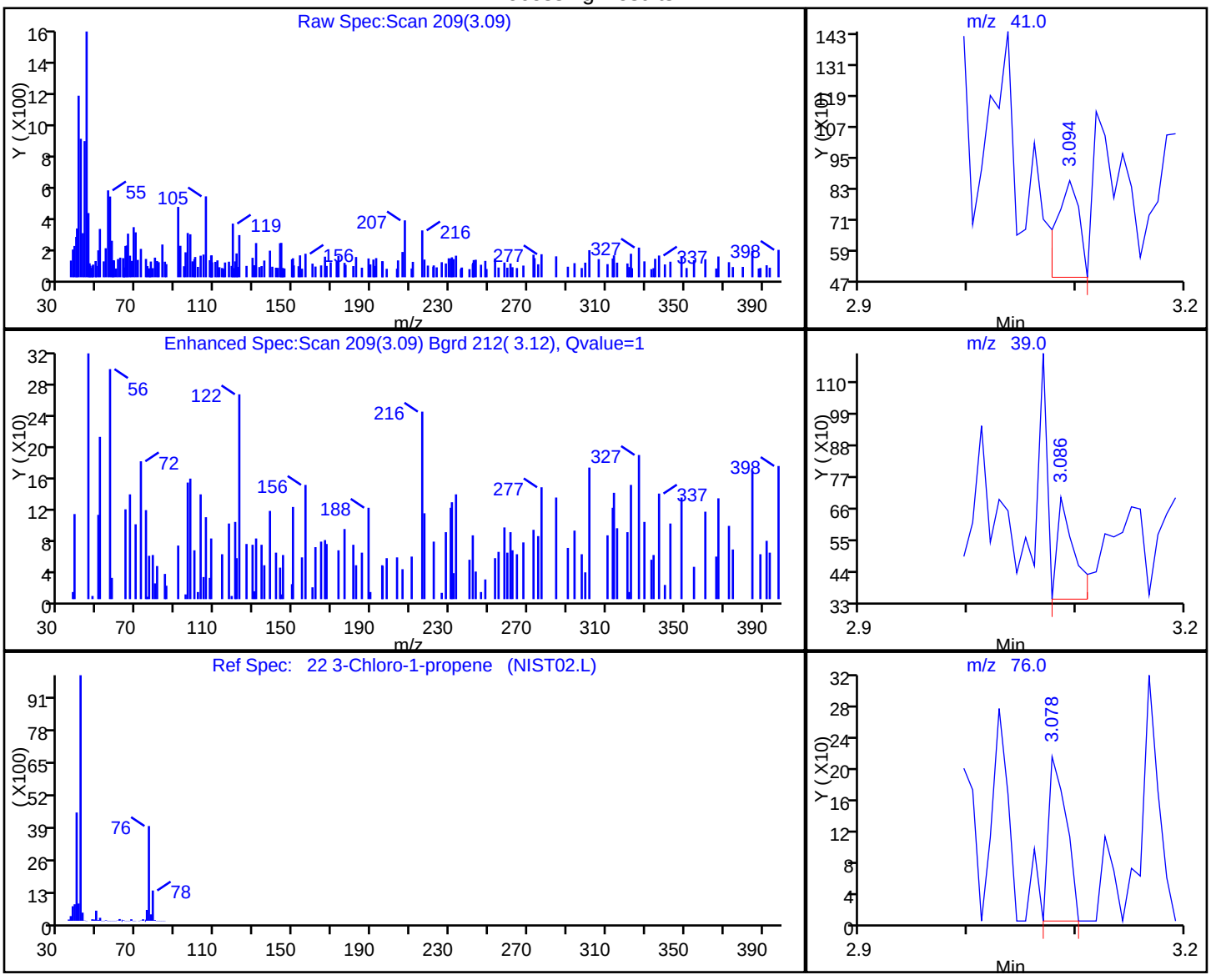

RT	Mass	Response	Amount
3.09	41.00	547	0.078652
3.09	39.00	386	
3.08	76.00	242	

Reviewer: delpolitov, 11-Mar-2018 23:36:23
Audit Action: Marked Compound Undetected Audit Reason: Invalid Compound ID

User Disabled Compound Report

TestAmerica Edison

Data File: \\ChromNA\Edison\ChromData\CVOAMS6\20180309-68530.b\F60569.D
Injection Date: 09-Mar-2018 02:28:30 Instrument ID: CVOAMS6
Lims ID: STD7
Client ID:
Operator ID: ALS Bottle#: 2 Worklist Smp#: 3
Purge Vol: 5.000 mL Dil. Factor: 1.0000
Method: 8260624W6 Limit Group: VOA - 8260C DKQP Water and Solid
Column: Rtx-624 (0.25 mm) Detector MS SCAN

109 4-Chlorotoluene, CAS: 106-43-4

Processing Results

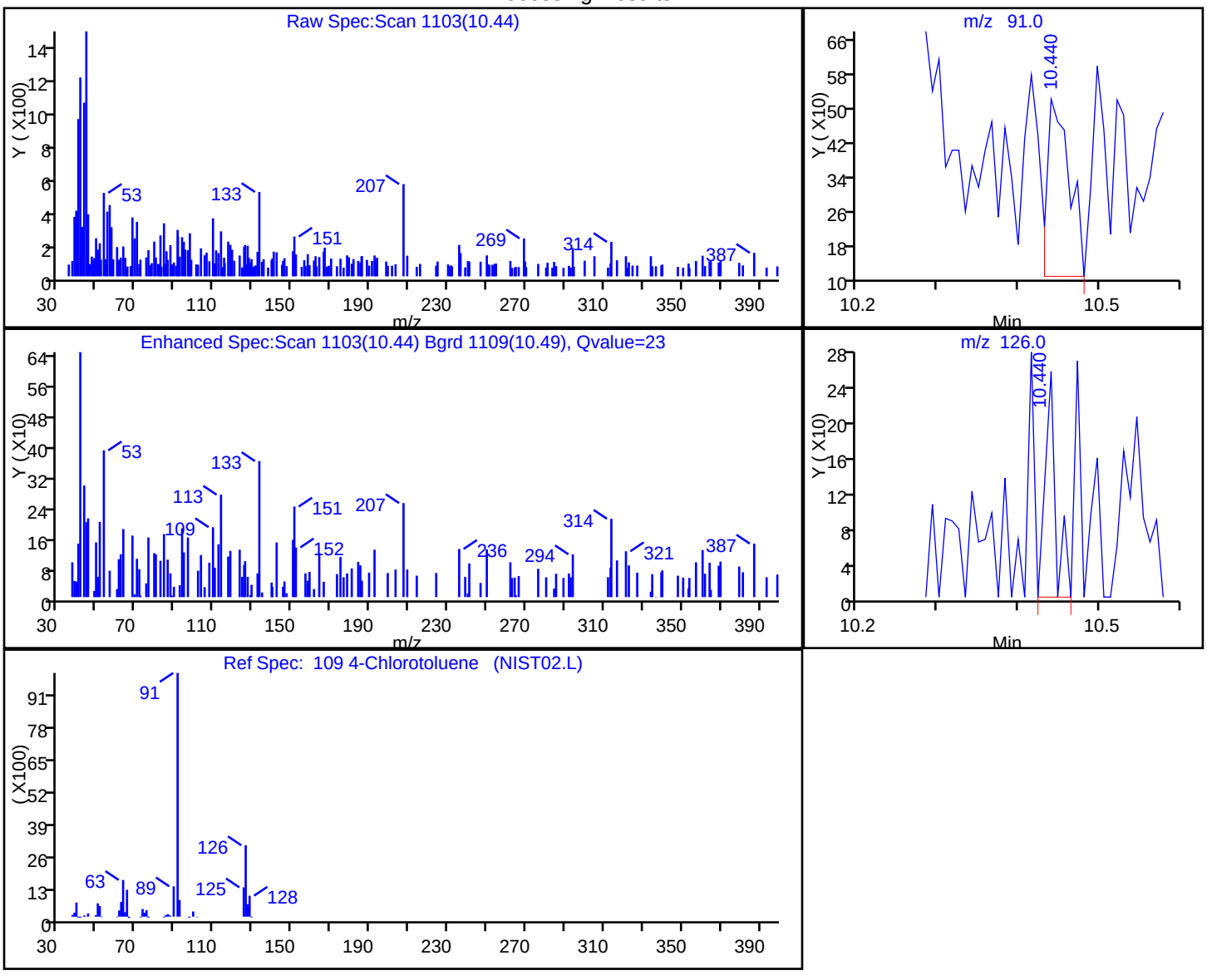

RT	Mass	Response	Amount
10.44	91.00	793	0.060192
10.44	126.00	236	

Reviewer: delpolitov, 11-Mar-2018 23:36:23
Audit Action: Marked Compound Undetected Audit Reason: Invalid Compound ID

User Disabled Compound Report

TestAmerica Edison

Data File: \\ChromNA\Edison\ChromData\CVOAMS6\20180309-68530.b\F60569.D
Injection Date: 09-Mar-2018 02:28:30 Instrument ID: CVOAMS6
Lims ID: STD7
Client ID:
Operator ID: ALS Bottle#: 2 Worklist Smp#: 3
Purge Vol: 5.000 mL Dil. Factor: 1.0000
Method: 8260624W6 Limit Group: VOA - 8260C DKQP Water and Solid
Column: Rtx-624 (0.25 mm) Detector MS SCAN

107 4-Ethyltoluene, CAS: 622-96-8

Processing Results

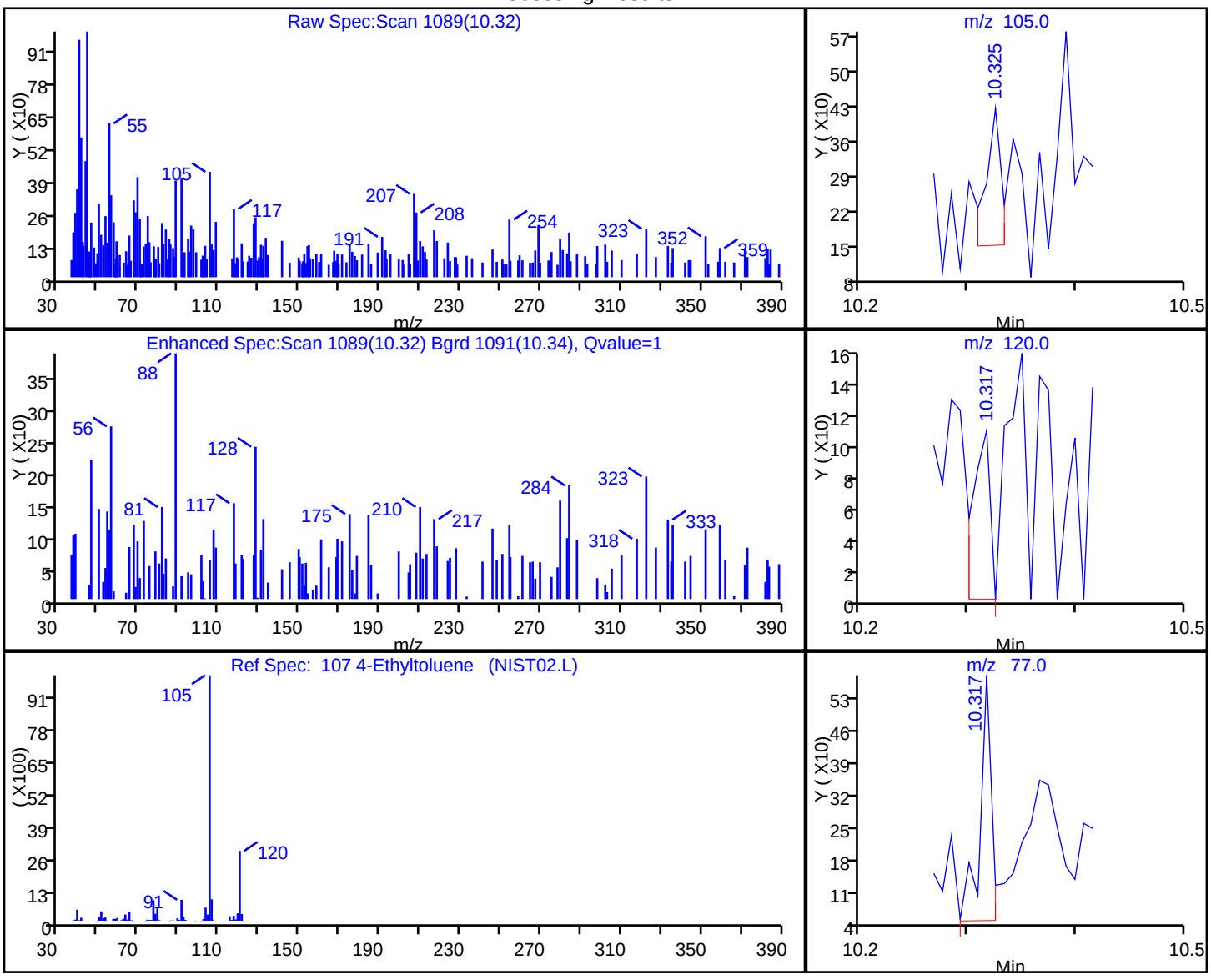

RT	Mass	Response	Amount
10.32	105.00	270	0.015271
10.32	120.00	122	
10.32	77.00	390	

Reviewer: delpolitov, 11-Mar-2018 23:36:23
Audit Action: Marked Compound Undetected Audit Reason: Invalid Compound ID

Report Date: 12-Mar-2018 00:55:43 Chrom Revision: 2.2 08-Feb-2018 13:38:42

User Disabled Compound Report

TestAmerica Edison

Data File: \\ChromNA\Edison\ChromData\CVOAMS6\20180309-68530.b\F60569.D
Injection Date: 09-Mar-2018 02:28:30 Instrument ID: CVOAMS6
Lims ID: STD7
Client ID:
Operator ID: ALS Bottle#: 2 Worklist Smp#: 3
Purge Vol: 5.000 mL Dil. Factor: 1.0000
Method: 8260624W6 Limit Group: VOA - 8260C DKQP Water and Solid
Column: Rtx-624 (0.25 mm) Detector MS SCAN

114 4-Isopropyltoluene, CAS: 99-87-6

Processing Results

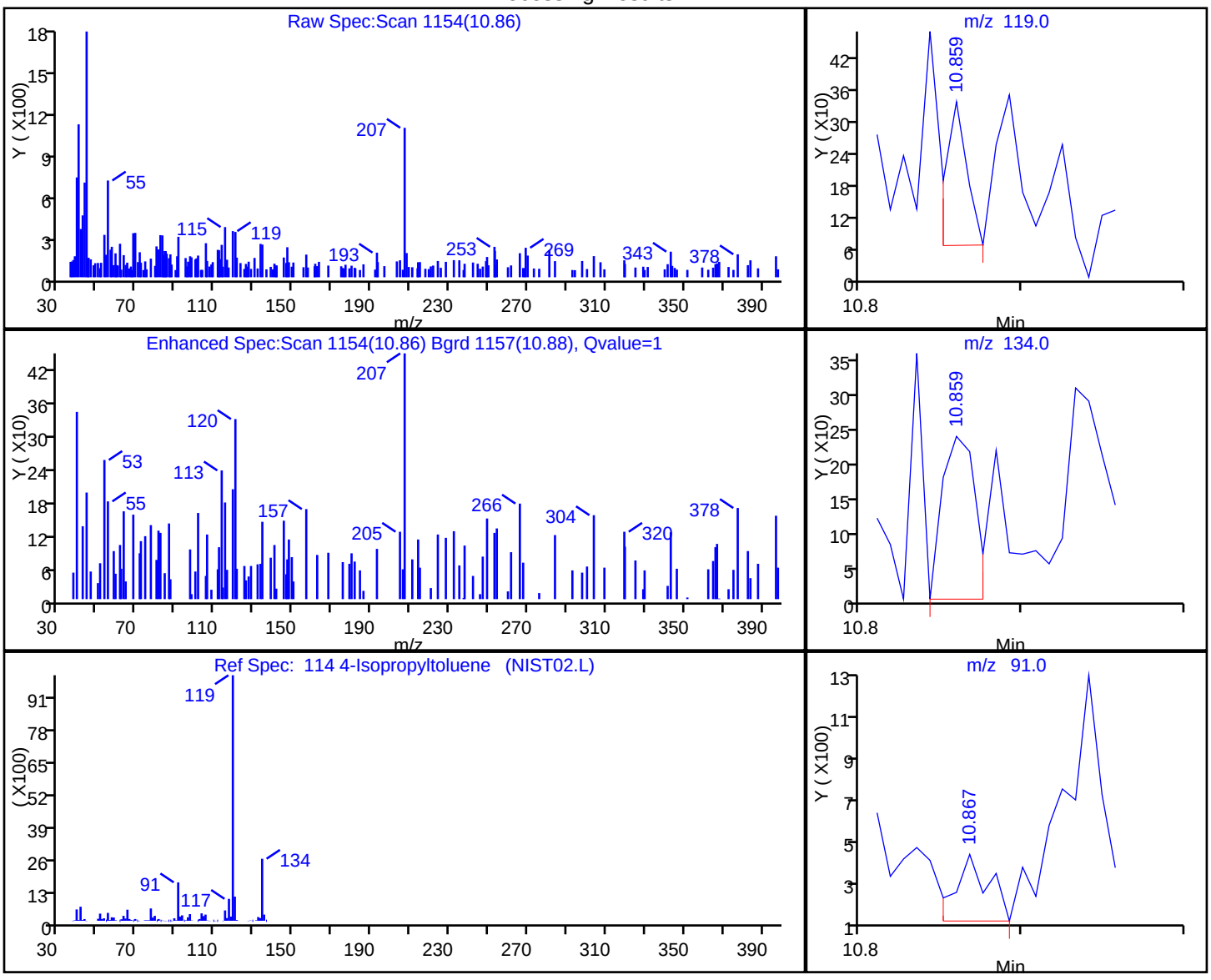

RT	Mass	Response	Amount
10.86	119.00	250	0.014171
10.86	134.00	340	
10.87	91.00	418	

Reviewer: delpolitov, 11-Mar-2018 23:36:23
Audit Action: Marked Compound Undetected Audit Reason: Invalid Compound ID

User Disabled Compound Report

TestAmerica Edison

Data File: \\ChromNA\Edison\ChromData\CVOAMS6\20180309-68530.b\F60569.D
Injection Date: 09-Mar-2018 02:28:30 Instrument ID: CVOAMS6
Lims ID: STD7
Client ID:
Operator ID: ALS Bottle#: 2 Worklist Smp#: 3
Purge Vol: 5.000 mL Dil. Factor: 1.0000
Method: 8260624W6 Limit Group: VOA - 8260C DKQP Water and Solid
Column: Rtx-624 (0.25 mm) Detector MS SCAN

77 4-Methyl-2-pentanone (MIBK), CAS: 108-10-1

Processing Results

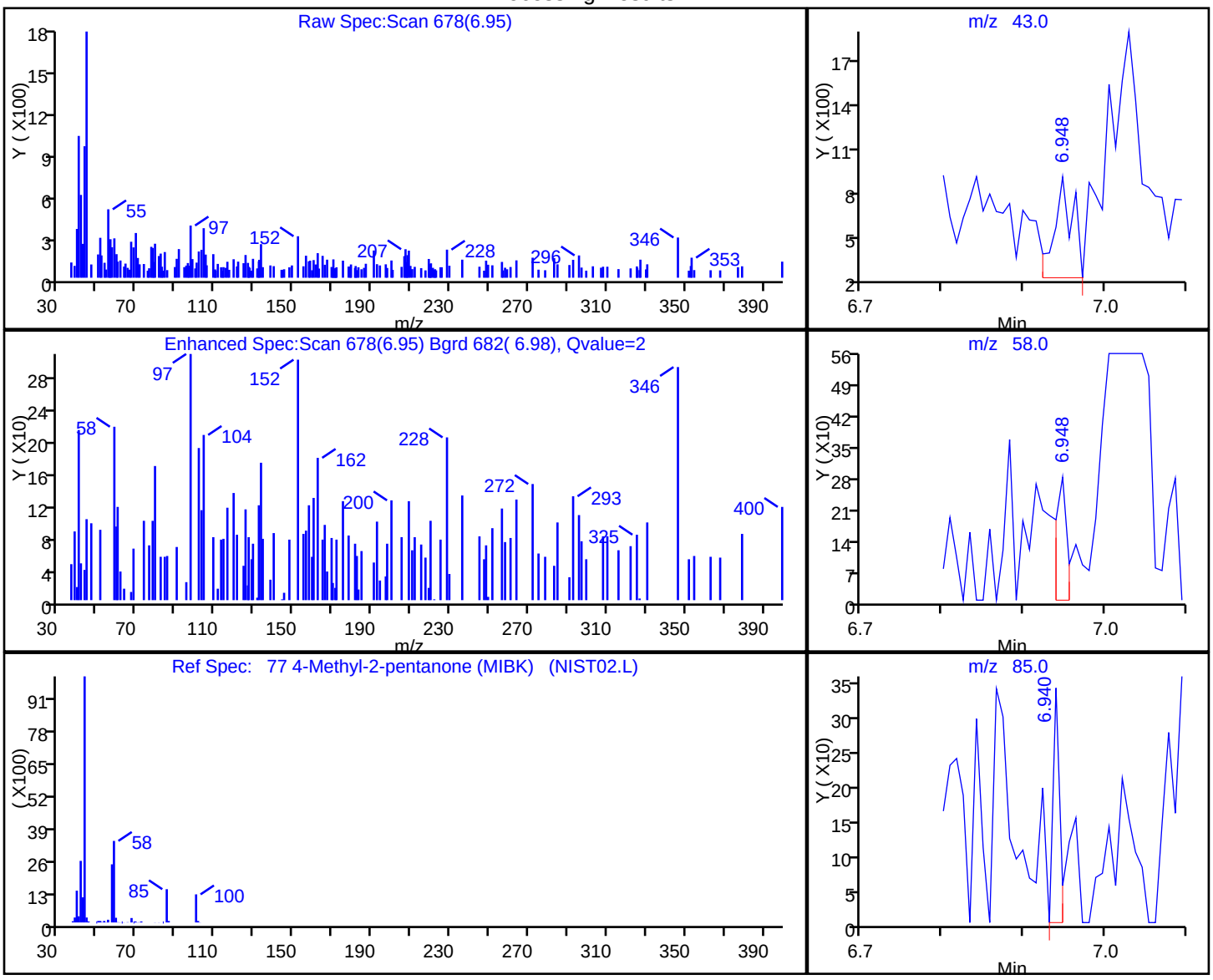

RT	Mass	Response	Amount
6.95	43.00	1037	0.378185
6.95	58.00	268	
6.94	85.00	196	
6.95	100.00	88	

Reviewer: delpolitov, 11-Mar-2018 23:36:23
Audit Action: Marked Compound Undetected Audit Reason: Invalid Compound ID

User Disabled Compound Report

TestAmerica Edison

Data File: \\ChromNA\Edison\ChromData\CVOAMS6\20180309-68530.b\F60569.D
Injection Date: 09-Mar-2018 02:28:30 Instrument ID: CVOAMS6
Lims ID: STD7
Client ID:
Operator ID: ALS Bottle#: 2 Worklist Smp#: 3
Purge Vol: 5.000 mL Dil. Factor: 1.0000
Method: 8260624W6 Limit Group: VOA - 8260C DKQP Water and Solid
Column: Rtx-624 (0.25 mm) Detector MS SCAN

18 Acetone, CAS: 67-64-1

Processing Results

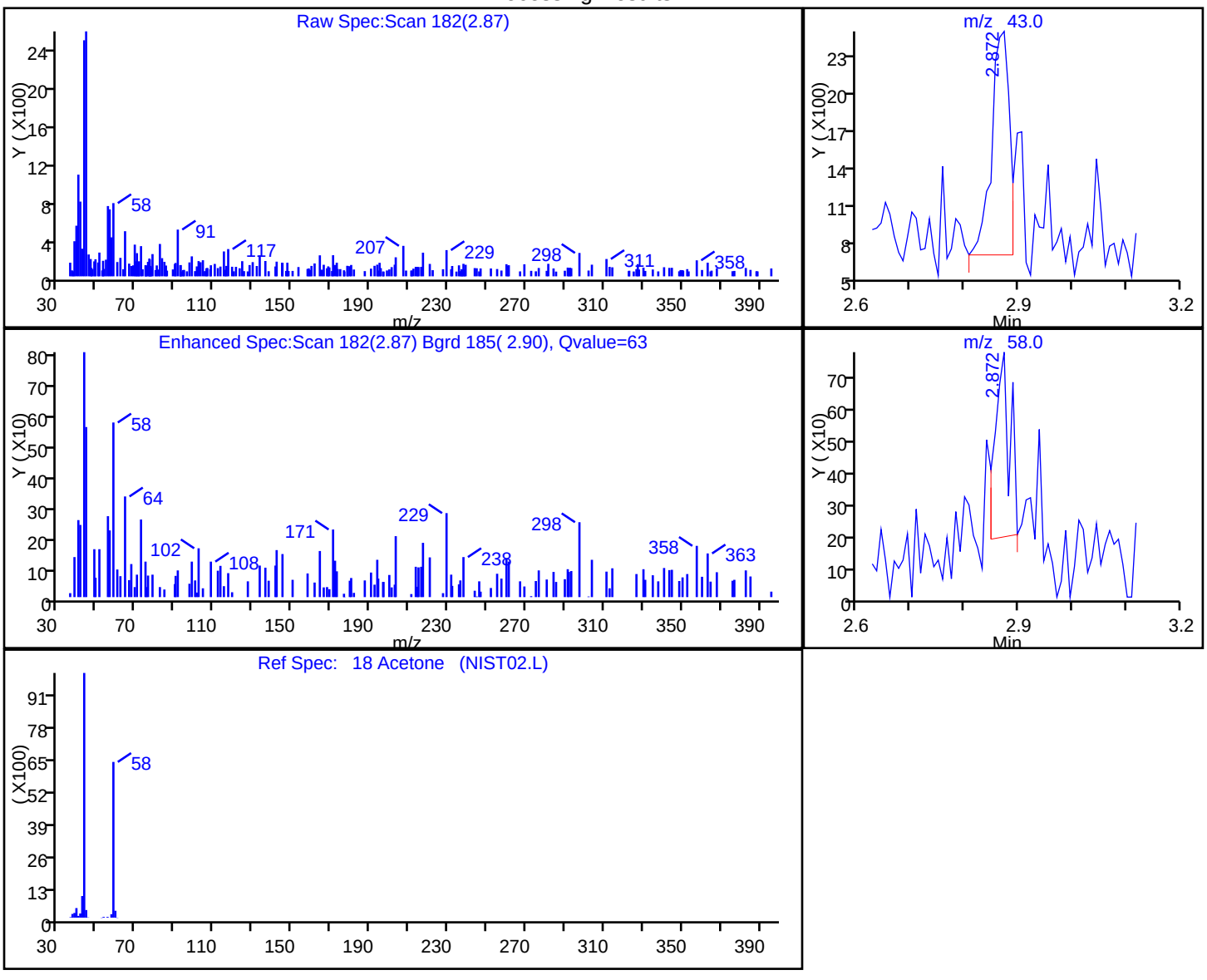

RT	Mass	Response	Amount
2.87	43.00	4140	4.074794
2.87	58.00	1102	

Reviewer: delpolitov, 11-Mar-2018 23:36:23
Audit Action: Marked Compound Undetected Audit Reason: Invalid Compound ID

User Disabled Compound Report

TestAmerica Edison

Data File: \\ChromNA\Edison\ChromData\CVOAMS6\20180309-68530.b\F60569.D
Injection Date: 09-Mar-2018 02:28:30 Instrument ID: CVOAMS6
Lims ID: STD7
Client ID:
Operator ID: ALS Bottle#: 2 Worklist Smp#: 3
Purge Vol: 5.000 mL Dil. Factor: 1.0000
Method: 8260624W6 Limit Group: VOA - 8260C DKQP Water and Solid
Column: Rtx-624 (0.25 mm) Detector MS SCAN

25 Acetonitrile, CAS: 75-05-8

Processing Results

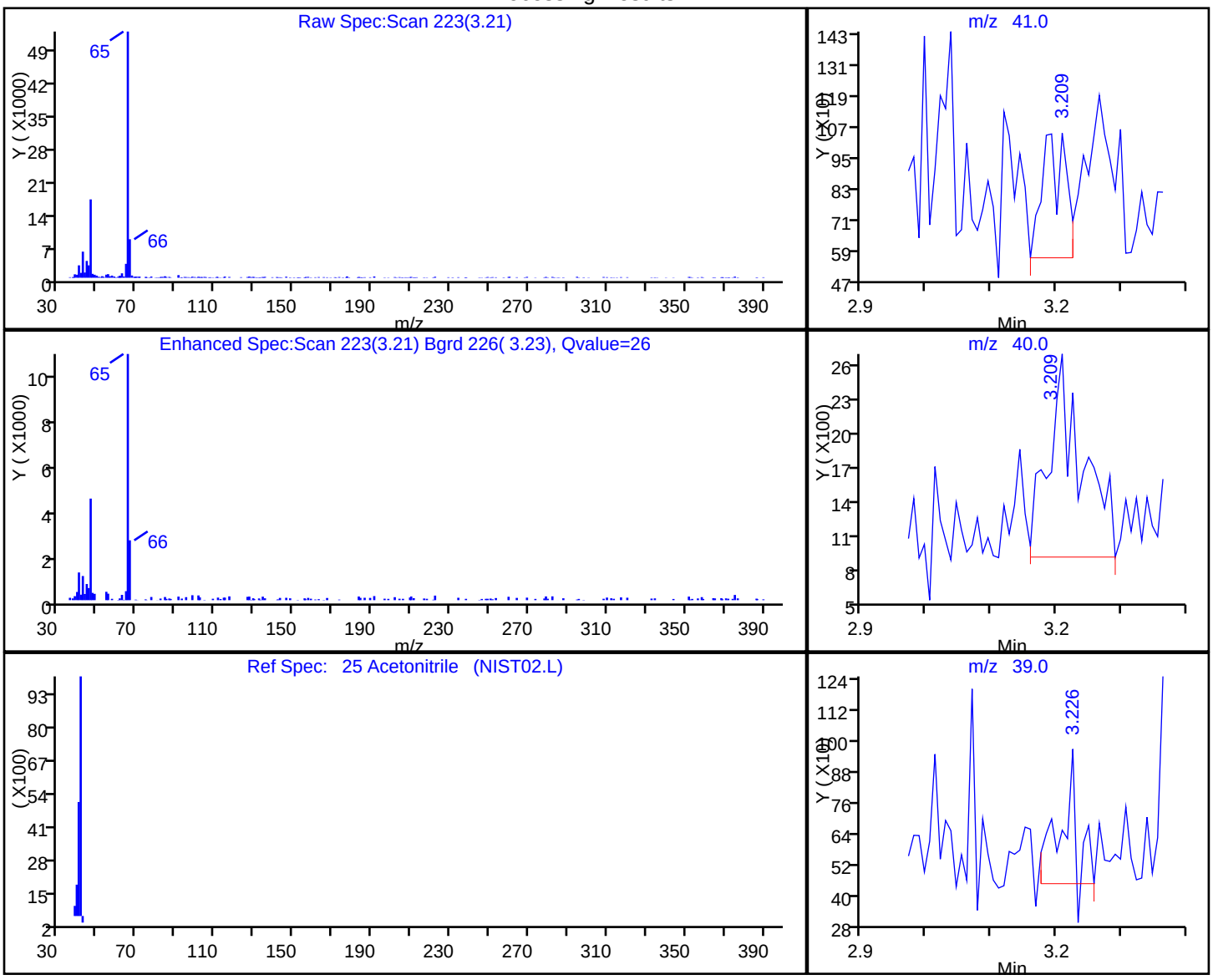

RT	Mass	Response	Amount
3.21	41.00	1215	1.674505
3.21	40.00	6135	
3.23	39.00	908	
3.21	38.00	1600	

Reviewer: delpolitov, 11-Mar-2018 23:36:23
Audit Action: Marked Compound Undetected Audit Reason: Invalid Compound ID

Report Date: 12-Mar-2018 00:55:41 Chrom Revision: 2.2 08-Feb-2018 13:38:42

User Disabled Compound Report

TestAmerica Edison

Data File: \\ChromNA\Edison\ChromData\CVOAMS6\20180309-68530.b\F60569.D

Injection Date: 09-Mar-2018 02:28:30 Instrument ID: CVOAMS6

Lims ID: STD7

Client ID:

Operator ID: ALS Bottle#: 2 Worklist Smp#: 3

Purge Vol: 5.000 mL Dil. Factor: 1.0000

Method: 8260624W6 Limit Group: VOA - 8260C DKQP Water and Solid

Column: Rtx-624 (0.25 mm) Detector MS SCAN

15 Acrolein, CAS: 107-02-8

Processing Results

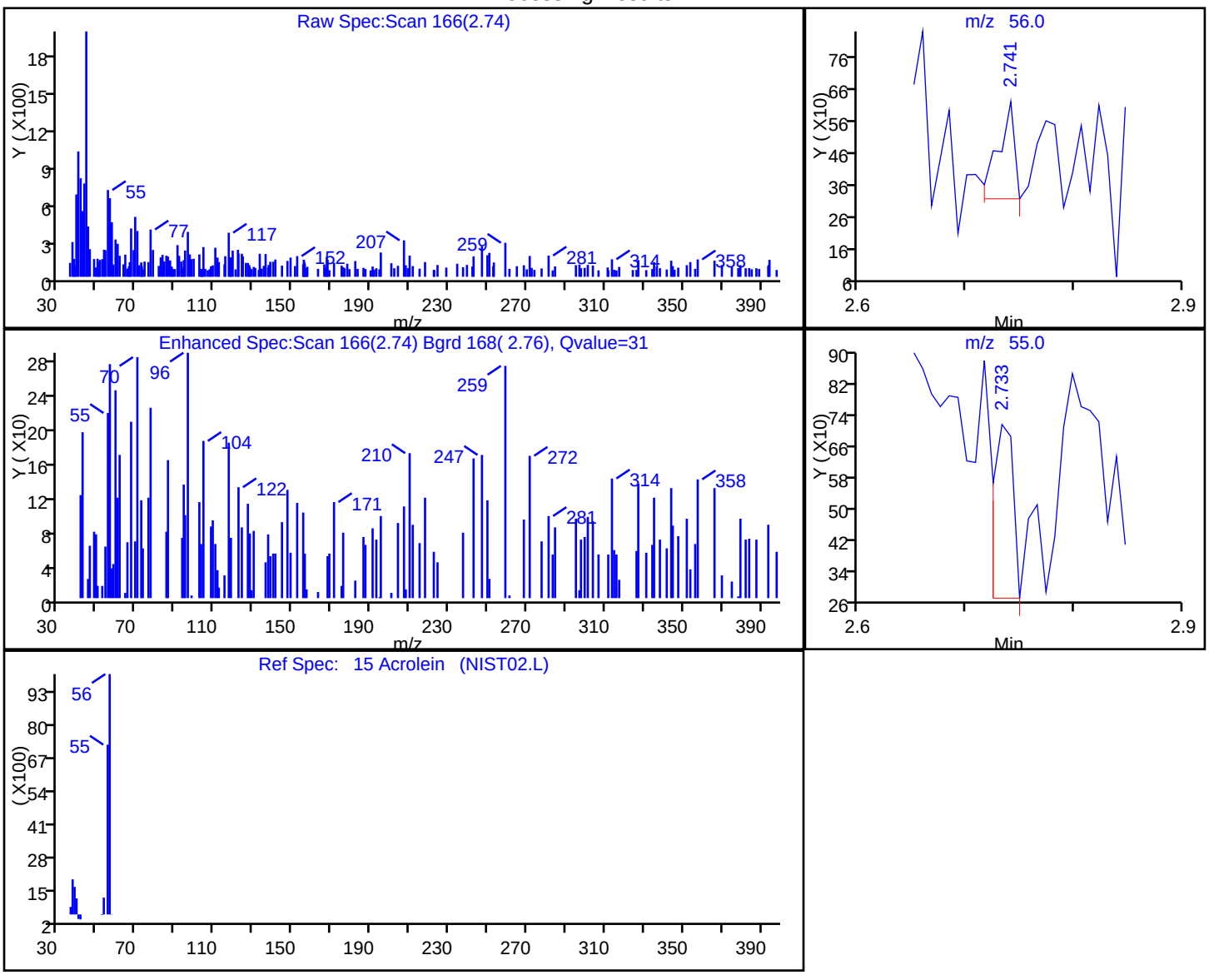

RT	Mass	Response	Amount
2.74	56.00	322	0.651871
2.73	55.00	573	

Reviewer: delpolitov, 11-Mar-2018 23:36:23

Audit Action: Marked Compound Undetected Audit Reason: Invalid Compound ID

User Disabled Compound Report

TestAmerica Edison

Data File: \\ChromNA\Edison\ChromData\CVOAMS6\20180309-68530.b\F60569.D
Injection Date: 09-Mar-2018 02:28:30 Instrument ID: CVOAMS6
Lims ID: STD7
Client ID:
Operator ID: ALS Bottle#: 2 Worklist Smp#: 3
Purge Vol: 5.000 mL Dil. Factor: 1.0000
Method: 8260624W6 Limit Group: VOA - 8260C DKQP Water and Solid
Column: Rtx-624 (0.25 mm) Detector MS SCAN

97 Amyl acetate (mixed isomers), CAS: 628-63-7

Processing Results

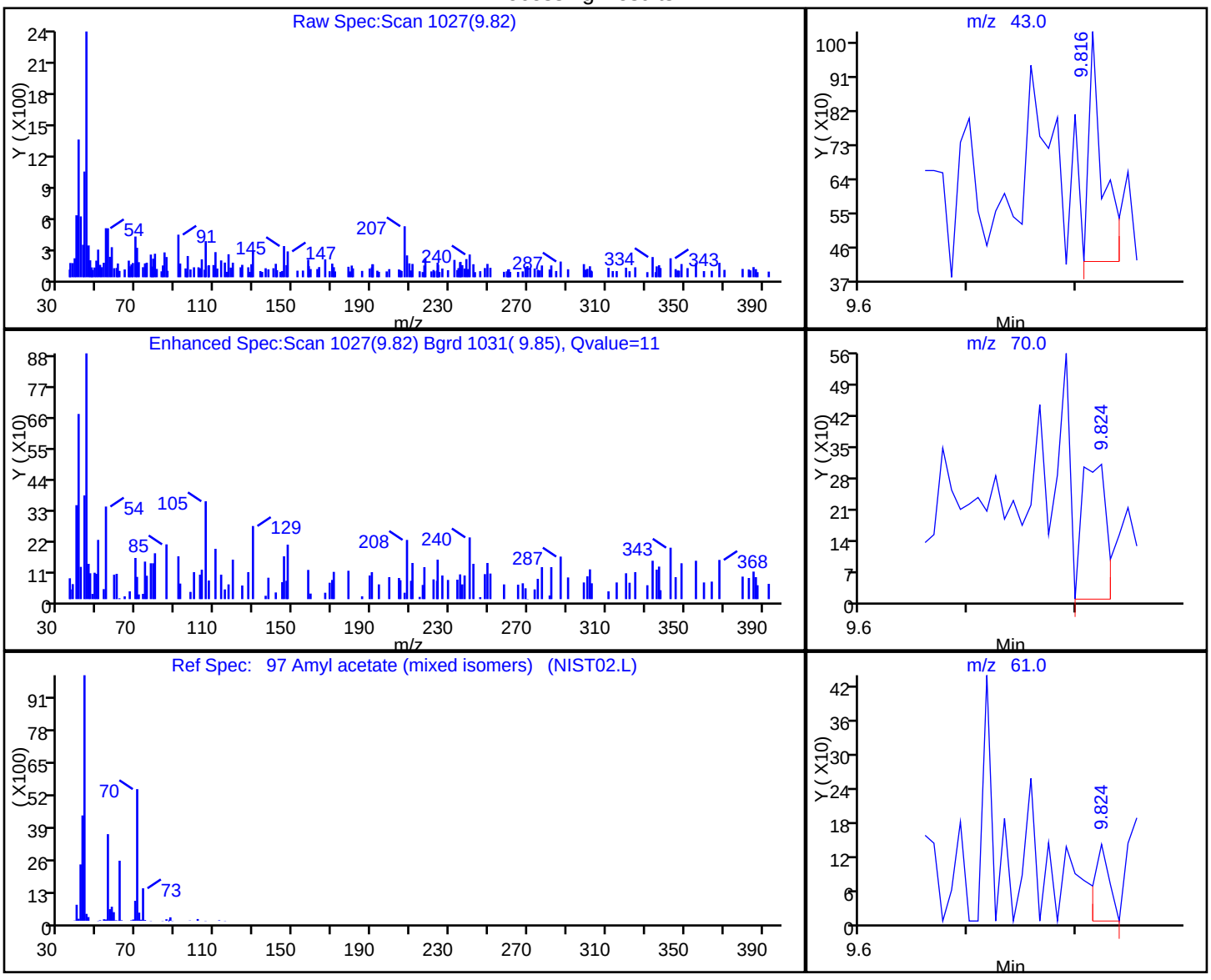

RT	Mass	Response	Amount
9.82	43.00	548	0.079786
9.82	70.00	484	
9.82	61.00	130	

Reviewer: delpolitov, 11-Mar-2018 23:36:23
Audit Action: Marked Compound Undetected Audit Reason: Invalid Compound ID

User Disabled Compound Report

TestAmerica Edison

Data File:	\\ChromNA\Edison\ChromData\CVOAMS6\20180309-68530.b\F60569.D		
Injection Date:	09-Mar-2018 02:28:30	Instrument ID:	CVOAMS6
Lims ID:	STD7		
Client ID:			
Operator ID:		ALS Bottle#:	2 Worklist Smp#: 3
Purge Vol:	5.000 mL	Dil. Factor:	1.0000
Method:	8260624W6	Limit Group:	VOA - 8260C DKQP Water and Solid
Column:	Rtx-624 (0.25 mm)	Detector	MS SCAN

55 Benzene, CAS: 71-43-2

Processing Results

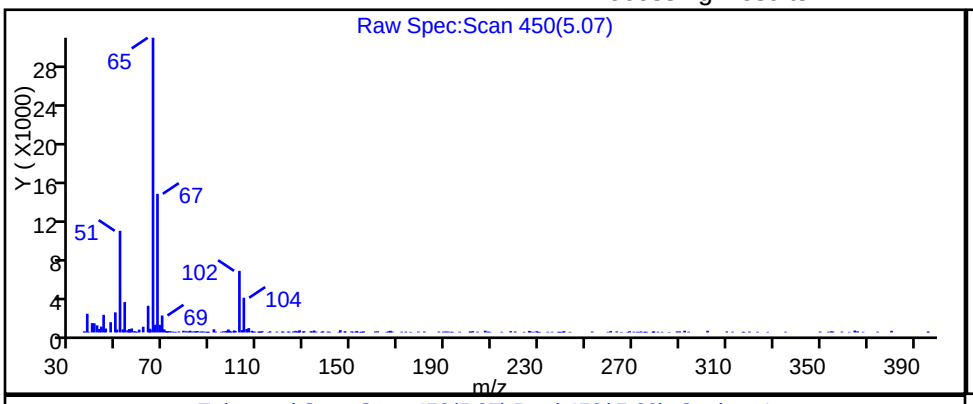

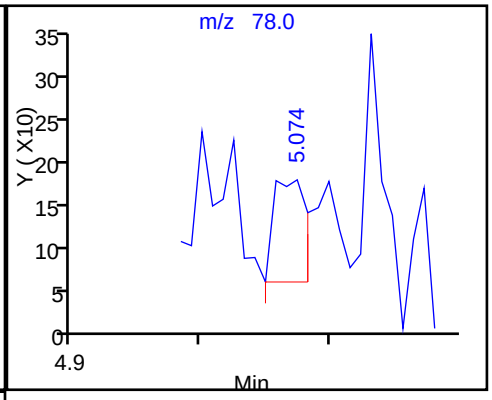

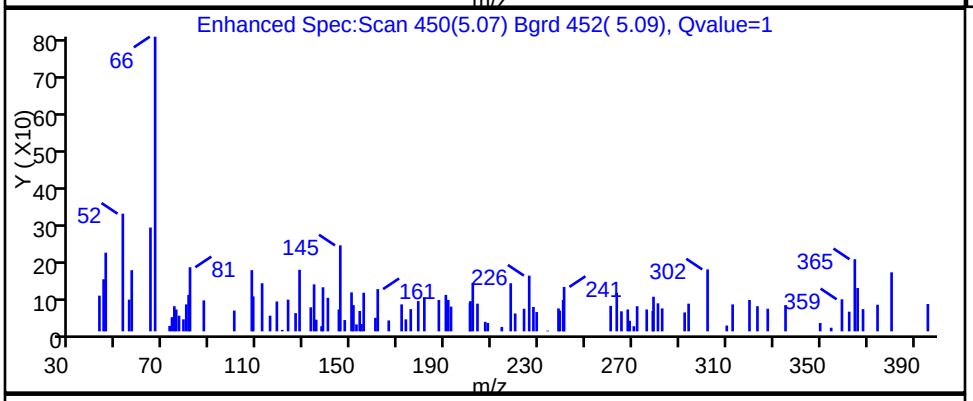

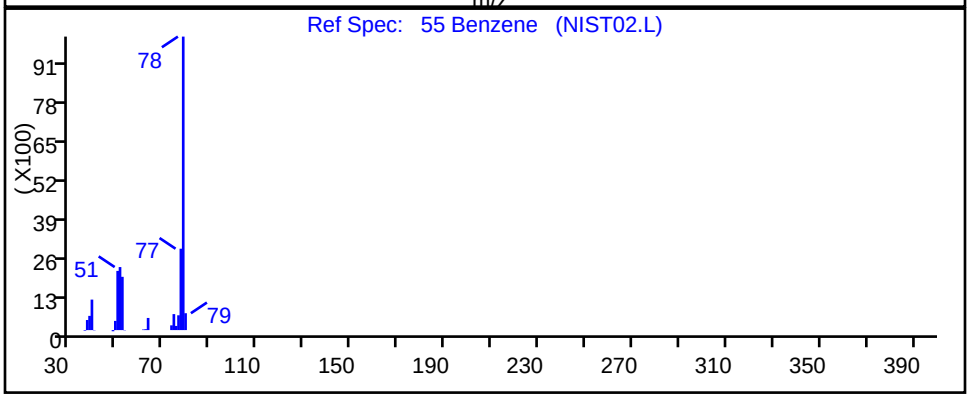

RT	Mass	Response	Amount
5.07	78.00	215	0.016489

Reviewer: delpolitov, 11-Mar-2018 23:36:23

Audit Action: Marked Compound Undetected Audit Reason: Invalid Compound ID

User Disabled Compound Report

TestAmerica Edison

Data File: \\ChromNA\Edison\ChromData\CVOAMS6\20180309-68530.b\F60569.D
Injection Date: 09-Mar-2018 02:28:30 Instrument ID: CVOAMS6
Lims ID: STD7
Client ID:
Operator ID: ALS Bottle#: 2 Worklist Smp#: 3
Purge Vol: 5.000 mL Dil. Factor: 1.0000
Method: 8260624W6 Limit Group: VOA - 8260C DKQP Water and Solid
Column: Rtx-624 (0.25 mm) Detector MS SCAN

118 Benzyl chloride, CAS: 100-44-7

Processing Results

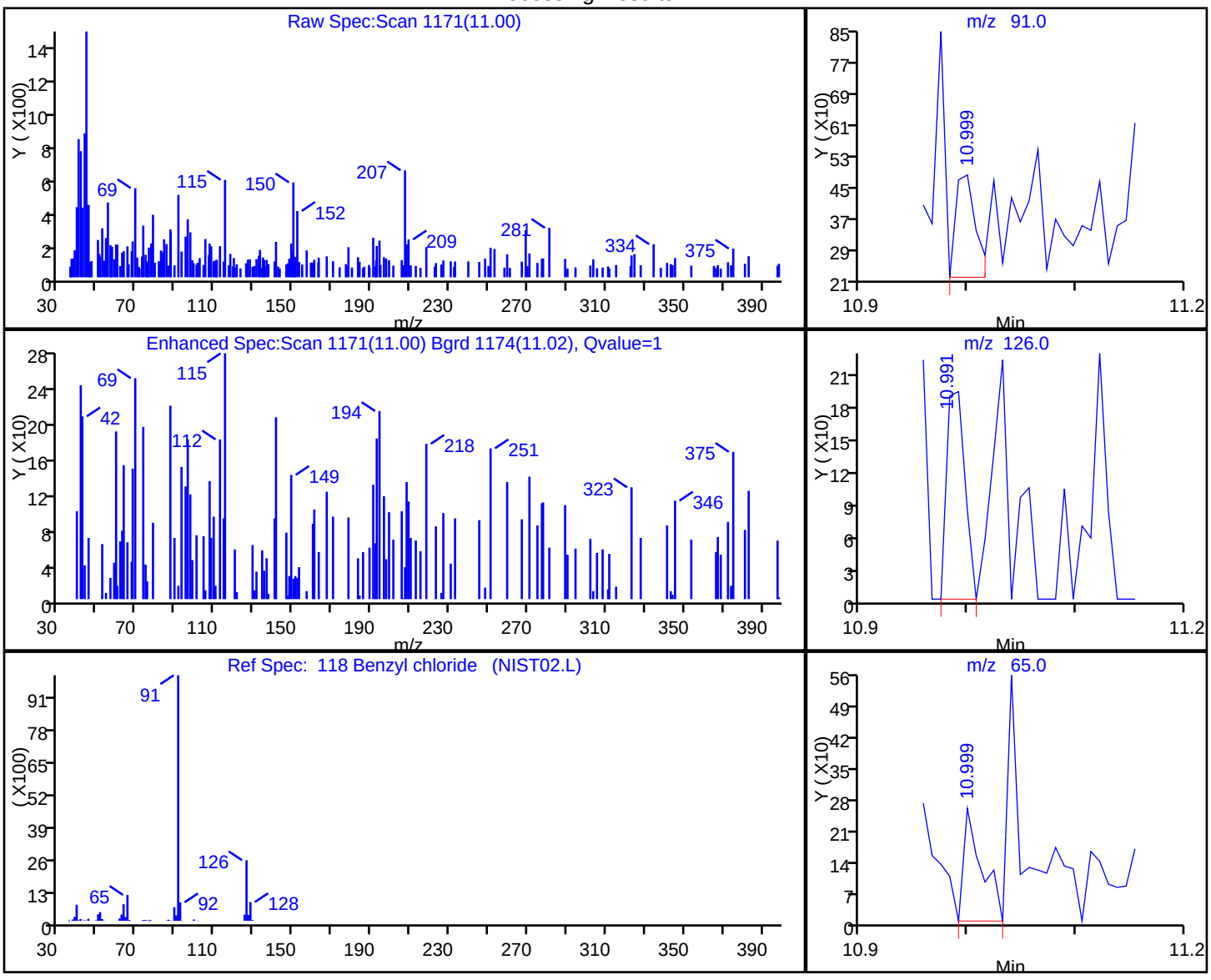

RT	Mass	Response	Amount
11.00	91.00	344	0.034270
10.99	126.00	225	
11.00	65.00	298	

Reviewer: delpolitov, 11-Mar-2018 23:36:23
Audit Action: Marked Compound Undetected Audit Reason: Invalid Compound ID

User Disabled Compound Report

TestAmerica Edison

Data File:	\\ChromNA\Edison\ChromData\CVOAMS6\20180309-68530.b\F60569.D		
Injection Date:	09-Mar-2018 02:28:30	Instrument ID:	CVOAMS6
Lims ID:	STD7		
Client ID:			
Operator ID:		ALS Bottle#:	2 Worklist Smp#: 3
Purge Vol:	5.000 mL	Dil. Factor:	1.0000
Method:	8260624W6	Limit Group:	VOA - 8260C DKQP Water and Solid
Column:	Rtx-624 (0.25 mm)	Detector	MS SCAN

101 Bromobenzene, CAS: 108-86-1

Processing Results

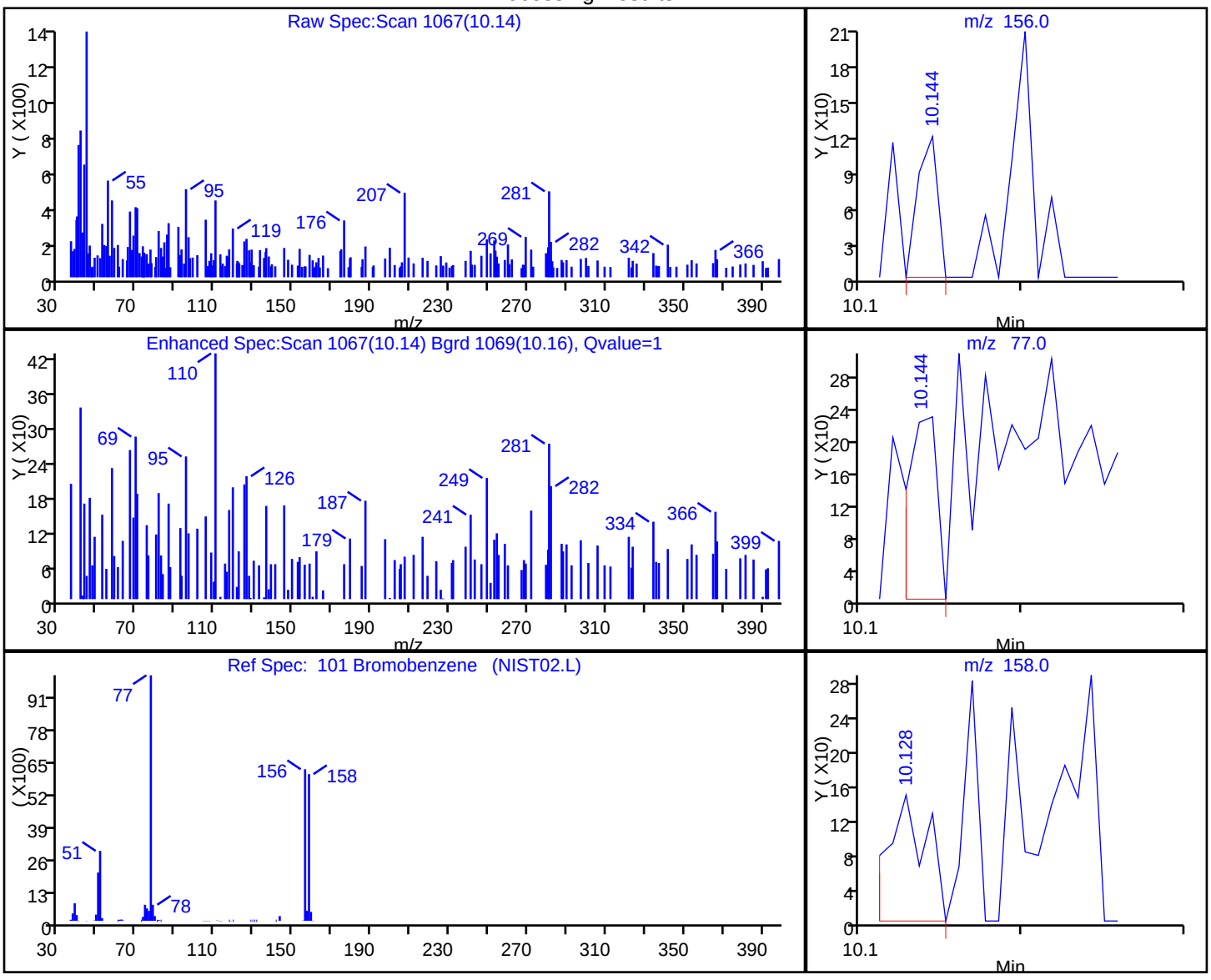

RT	Mass	Response	Amount
10.14	156.00	102	0.019016
10.14	77.00	291	
10.13	158.00	244	

Reviewer: delpolitov, 11-Mar-2018 23:36:23

Audit Action: Marked Compound Undetected Audit Reason: Invalid Compound ID

User Disabled Compound Report

TestAmerica Edison

Data File: \\ChromNA\Edison\ChromData\CVOAMS6\20180309-68530.b\F60569.D
Injection Date: 09-Mar-2018 02:28:30 Instrument ID: CVOAMS6
Lims ID: STD7
Client ID:
Operator ID: ALS Bottle#: 2 Worklist Smp#: 3
Purge Vol: 5.000 mL Dil. Factor: 1.0000
Method: 8260624W6 Limit Group: VOA - 8260C DKQP Water and Solid
Column: Rtx-624 (0.25 mm) Detector MS SCAN

98 Bromoform, CAS: 75-25-2

Processing Results

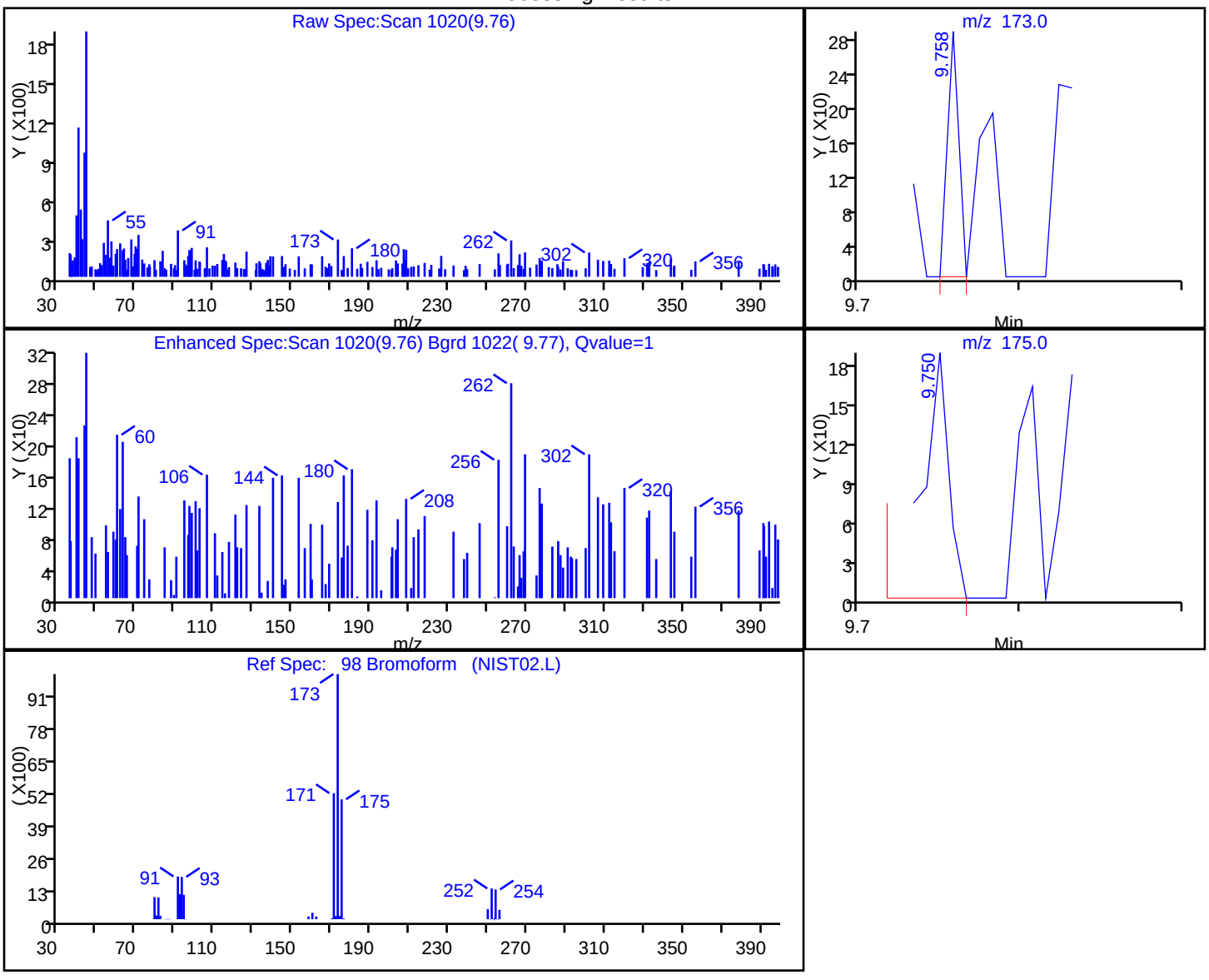

RT	Mass	Response	Amount
9.76	173.00	139	0.050707
9.75	175.00	190	

Reviewer: delpolitov, 11-Mar-2018 23:36:23
Audit Action: Marked Compound Undetected Audit Reason: Invalid Compound ID

User Disabled Compound Report

TestAmerica Edison

Data File: \\ChromNA\Edison\ChromData\CVOAMS6\20180309-68530.b\F60569.D
Injection Date: 09-Mar-2018 02:28:30 Instrument ID: CVOAMS6
Lims ID: STD7
Client ID:
Operator ID: ALS Bottle#: 2 Worklist Smp#: 3
Purge Vol: 5.000 mL Dil. Factor: 1.0000
Method: 8260624W6 Limit Group: VOA - 8260C DKQP Water and Solid
Column: Rtx-624 (0.25 mm) Detector MS SCAN

6 Bromomethane, CAS: 74-83-9

Processing Results

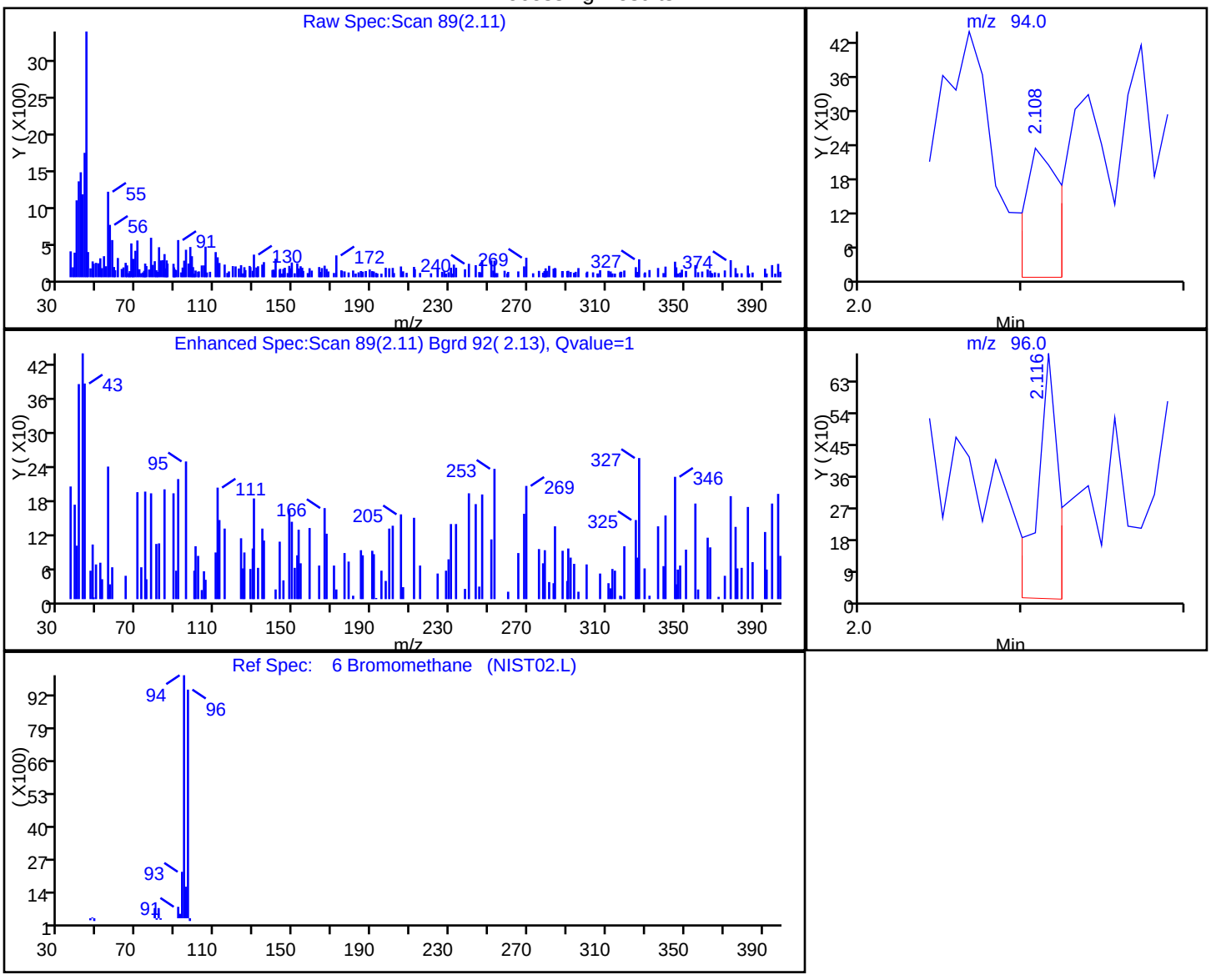

RT	Mass	Response	Amount
2.11	94.00	348	0.141883
2.12	96.00	653	

Reviewer: delpolitov, 11-Mar-2018 23:36:23
Audit Action: Marked Compound Undetected Audit Reason: Invalid Compound ID

User Disabled Compound Report

TestAmerica Edison

Data File: \\ChromNA\Edison\ChromData\CVOAMS6\20180309-68530.b\F60569.D
Injection Date: 09-Mar-2018 02:28:30 Instrument ID: CVOAMS6
Lims ID: STD7
Client ID:
Operator ID: ALS Bottle#: 2 Worklist Smp#: 3
Purge Vol: 5.000 mL Dil. Factor: 1.0000
Method: 8260624W6 Limit Group: VOA - 8260C DKQP Water and Solid
Column: Rtx-624 (0.25 mm) Detector MS SCAN

5 Butadiene, CAS: 106-99-0

Processing Results

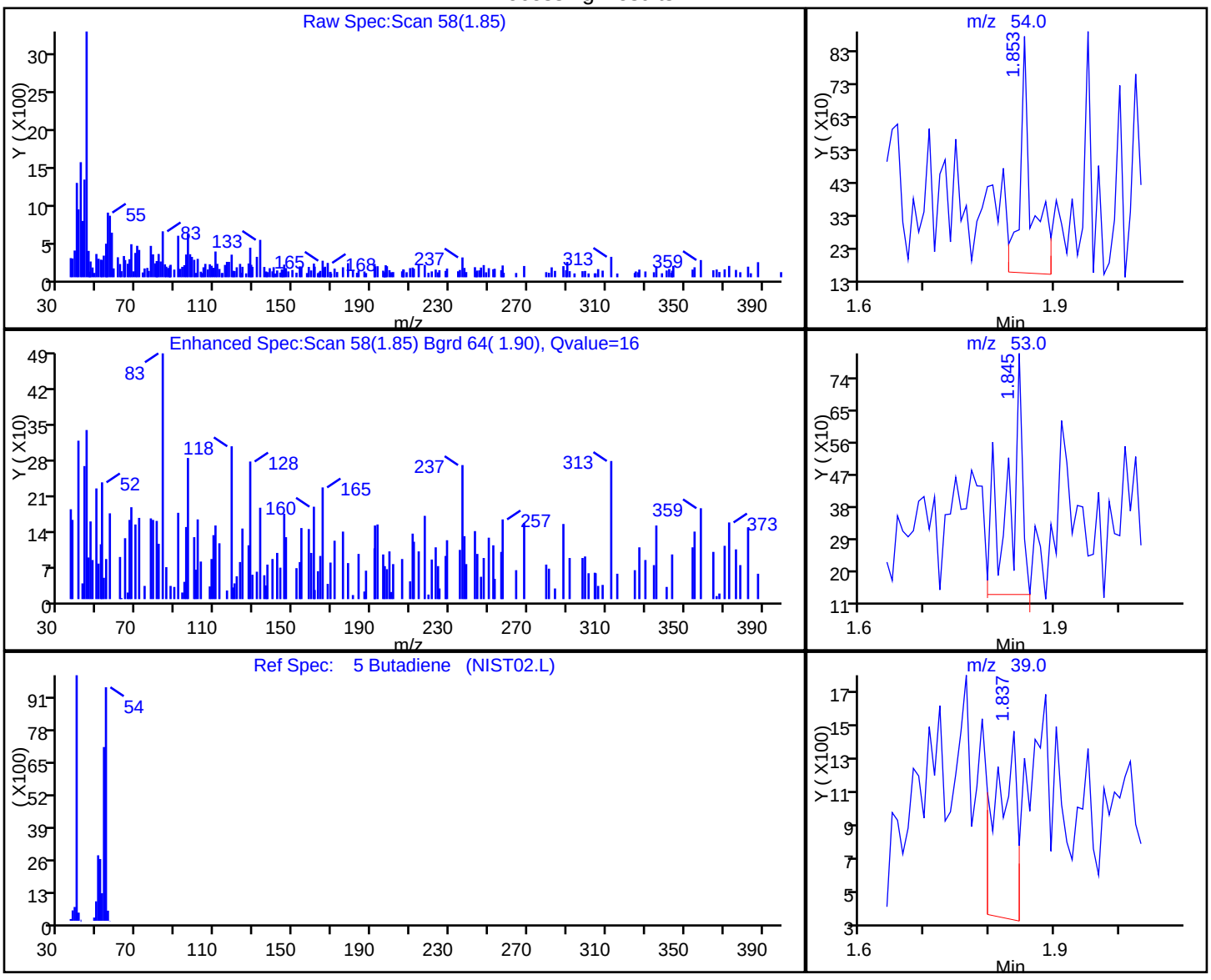

RT	Mass	Response	Amount
1.85	54.00	920	0.261910
1.85	53.00	972	
1.84	39.00	2281	

Reviewer: delpolitov, 11-Mar-2018 23:36:23
Audit Action: Marked Compound Undetected Audit Reason: Invalid Compound ID

User Disabled Compound Report

TestAmerica Edison

Data File: \\ChromNA\Edison\ChromData\CVOAMS6\20180309-68530.b\F60569.D
Injection Date: 09-Mar-2018 02:28:30 Instrument ID: CVOAMS6
Lims ID: STD7
Client ID:
Operator ID: ALS Bottle#: 2 Worklist Smp#: 3
Purge Vol: 5.000 mL Dil. Factor: 1.0000
Method: 8260624W6 Limit Group: VOA - 8260C DKQP Water and Solid
Column: Rtx-624 (0.25 mm) Detector MS SCAN

110 Butyl Methacrylate, CAS: 97-88-1

Processing Results

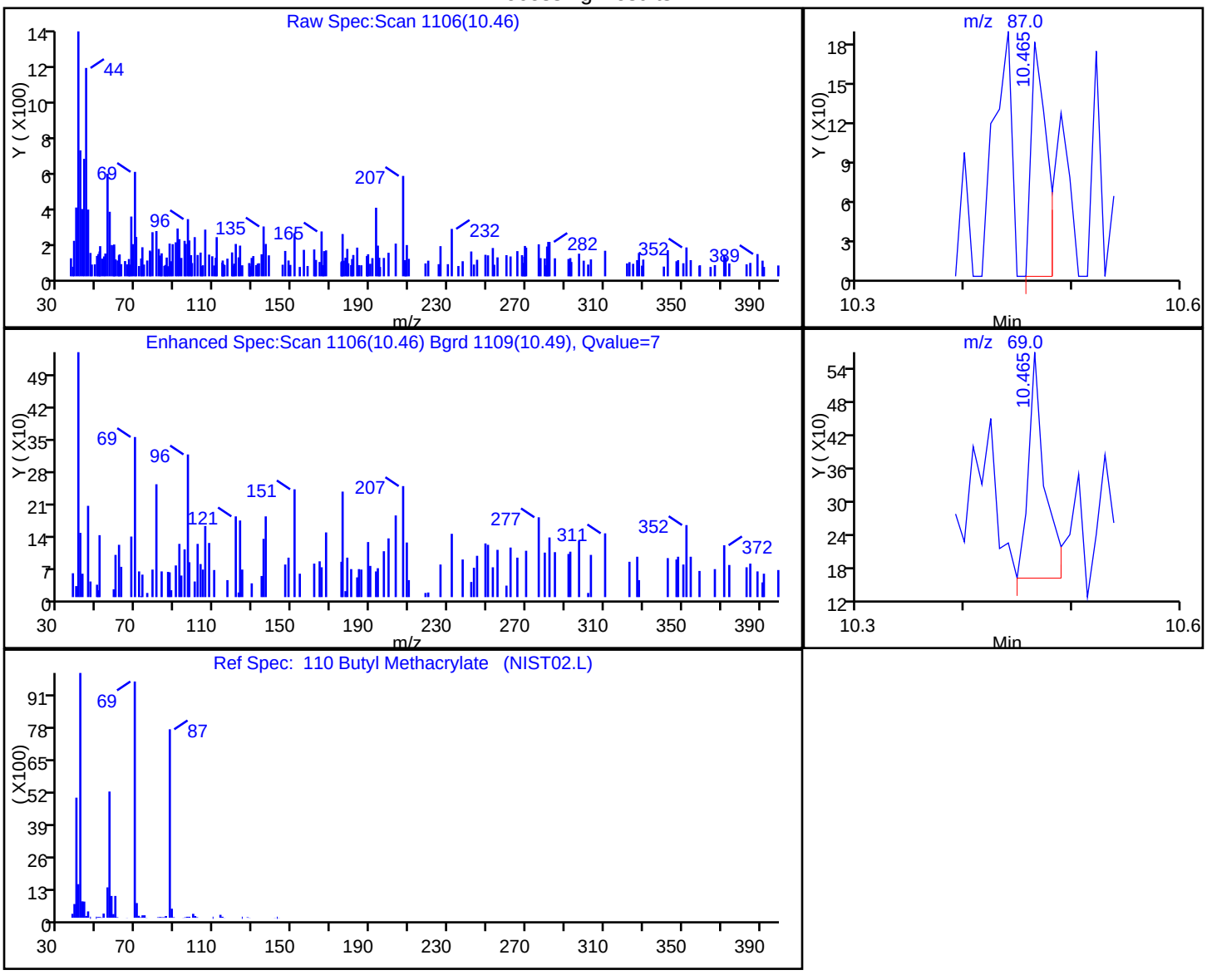

RT	Mass	Response	Amount
10.46	87.00	181	0.034385
10.46	69.00	420	

Reviewer: delpolitov, 11-Mar-2018 23:36:23
Audit Action: Marked Compound Undetected Audit Reason: Invalid Compound ID

User Disabled Compound Report

TestAmerica Edison

Data File: \\ChromNA\Edison\ChromData\CVOAMS6\20180309-68530.b\F60569.D
Injection Date: 09-Mar-2018 02:28:30 Instrument ID: CVOAMS6
Lims ID: STD7
Client ID:
Operator ID: ALS Bottle#: 2 Worklist Smp#: 3
Purge Vol: 5.000 mL Dil. Factor: 1.0000
Method: 8260624W6 Limit Group: VOA - 8260C DKQP Water and Solid
Column: Rtx-624 (0.25 mm) Detector MS SCAN

21 Carbon disulfide, CAS: 75-15-0

Processing Results

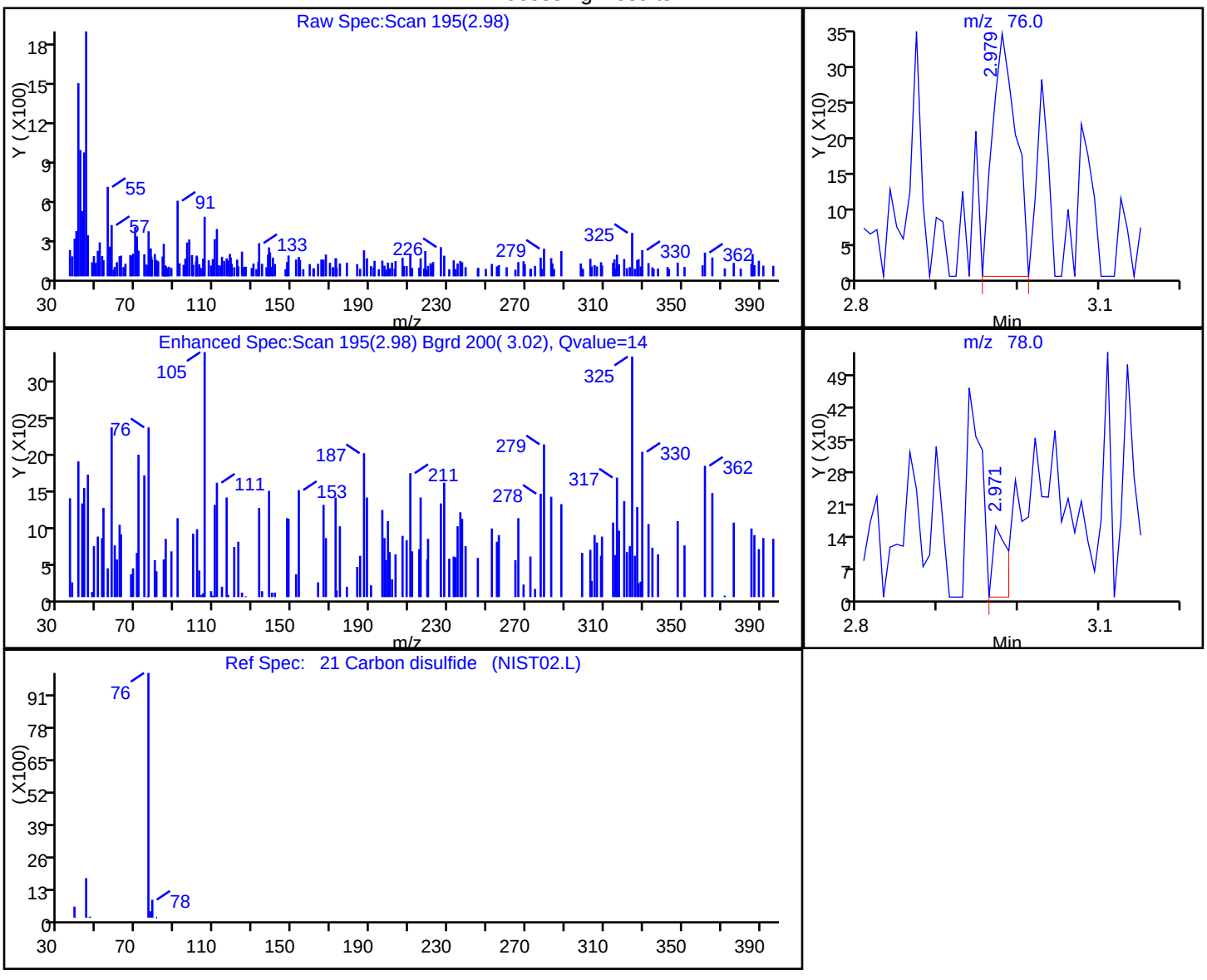

RT	Mass	Response	Amount
2.98	76.00	678	0.055488
2.97	78.00	187	

Reviewer: delpolitov, 11-Mar-2018 23:36:23
Audit Action: Marked Compound Undetected Audit Reason: Invalid Compound ID

User Disabled Compound Report

TestAmerica Edison

Data File: \\ChromNA\Edison\ChromData\CVOAMS6\20180309-68530.b\F60569.D
Injection Date: 09-Mar-2018 02:28:30 Instrument ID: CVOAMS6
Lims ID: STD7
Client ID:
Operator ID: ALS Bottle#: 2 Worklist Smp#: 3
Purge Vol: 5.000 mL Dil. Factor: 1.0000
Method: 8260624W6 Limit Group: VOA - 8260C DKQP Water and Solid
Column: Rtx-624 (0.25 mm) Detector MS SCAN

52 Carbon tetrachloride, CAS: 56-23-5

Processing Results

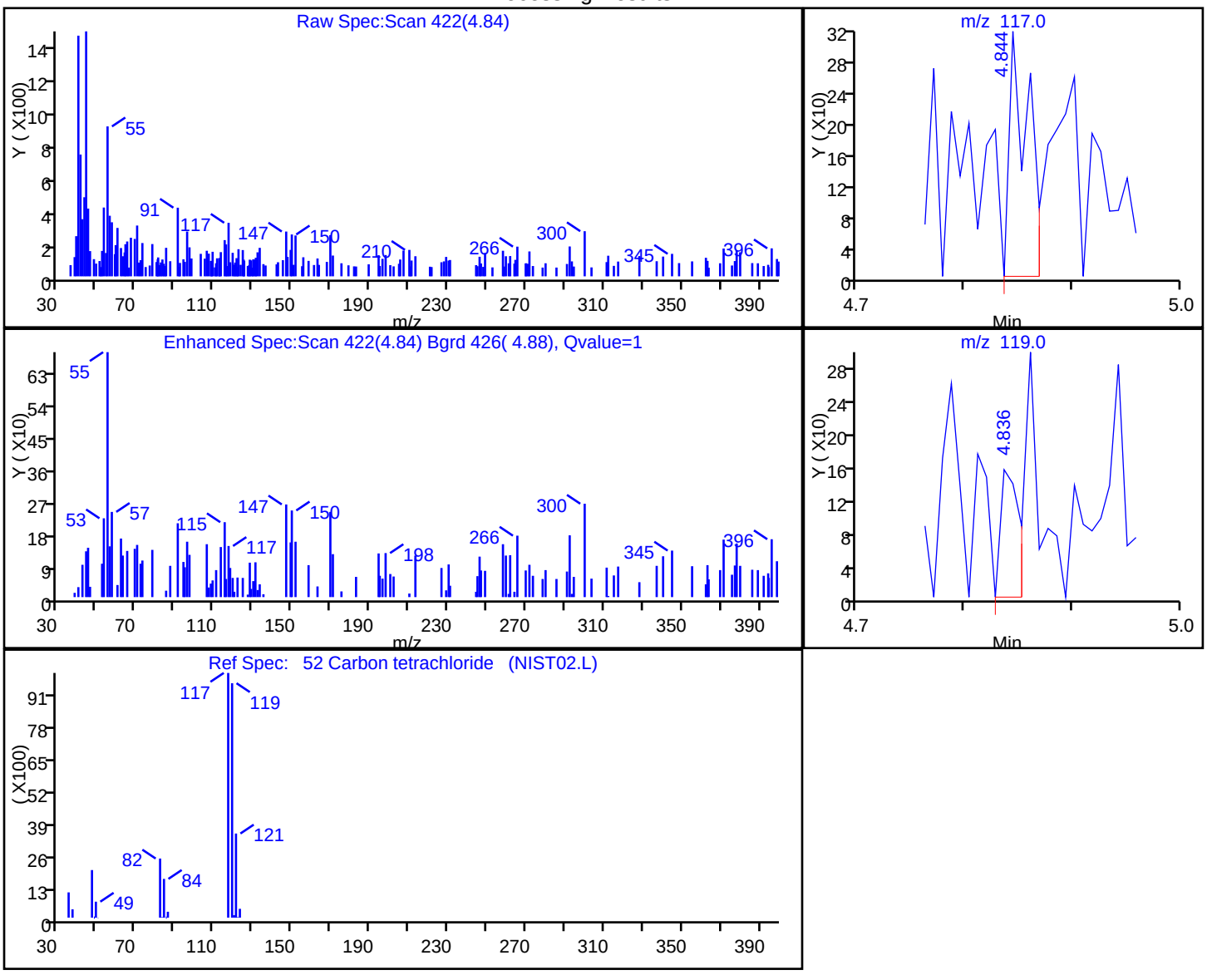

RT	Mass	Response	Amount
4.84	117.00	390	0.065700
4.84	119.00	186	

Reviewer: delpolitov, 11-Mar-2018 23:36:23
Audit Action: Marked Compound Undetected Audit Reason: Invalid Compound ID

User Disabled Compound Report

TestAmerica Edison

Data File: \\ChromNA\Edison\ChromData\CVOAMS6\20180309-68530.b\F60569.D
Injection Date: 09-Mar-2018 02:28:30 Instrument ID: CVOAMS6
Lims ID: STD7
Client ID:
Operator ID: ALS Bottle#: 2 Worklist Smp#: 3
Purge Vol: 5.000 mL Dil. Factor: 1.0000
Method: 8260624W6 Limit Group: VOA - 8260C DKQP Water and Solid
Column: Rtx-624 (0.25 mm) Detector MS SCAN

90 Chlorobenzene, CAS: 108-90-7

Processing Results

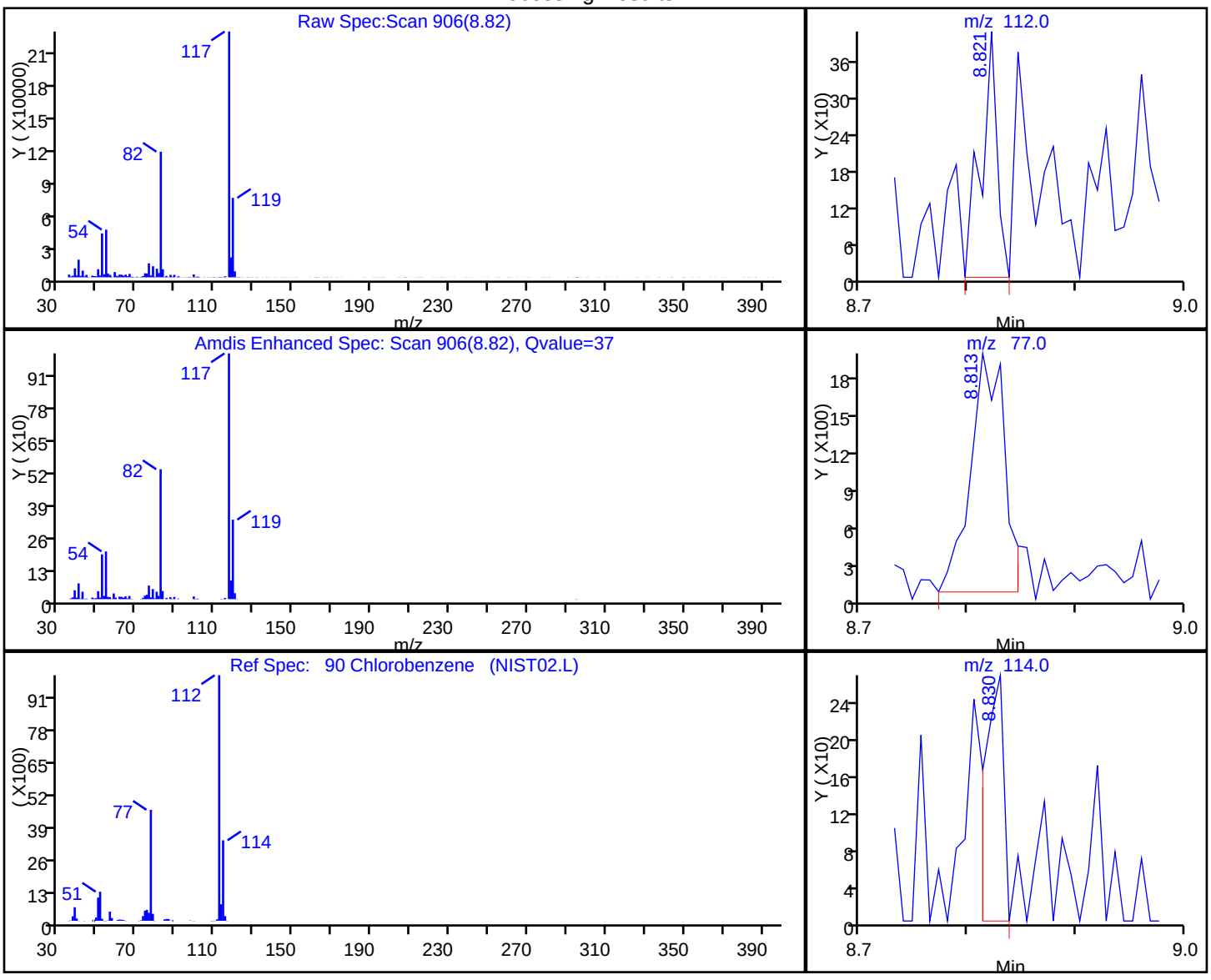

RT	Mass	Response	Amount
8.82	112.00	420	0.041824
8.81	77.00	4079	
8.83	114.00	322	

Reviewer: delpolitov, 11-Mar-2018 23:36:23
Audit Action: Marked Compound Undetected Audit Reason: Invalid Compound ID

User Disabled Compound Report

TestAmerica Edison

Data File:	\\ChromNA\Edison\ChromData\CVOAMS6\20180309-68530.b\F60569.D		
Injection Date:	09-Mar-2018 02:28:30	Instrument ID:	CVOAMS6
Lims ID:	STD7		
Client ID:			
Operator ID:		ALS Bottle#:	2 Worklist Smp#: 3
Purge Vol:	5.000 mL	Dil. Factor:	1.0000
Method:	8260624W6	Limit Group:	VOA - 8260C DKQP Water and Solid
Column:	Rtx-624 (0.25 mm)	Detector	MS SCAN

45 Chlorobromomethane, CAS: 74-97-5

Processing Results

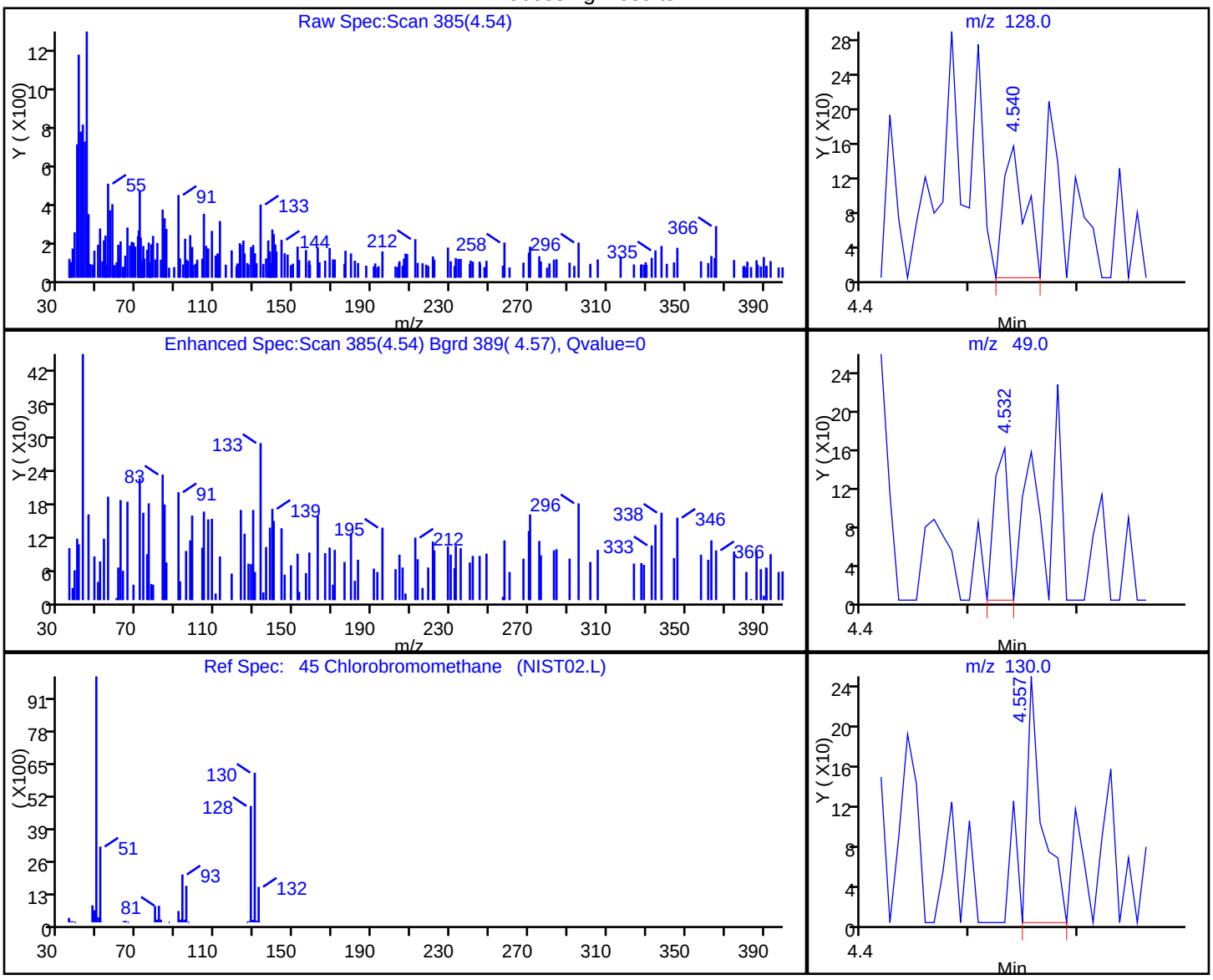

RT	Mass	Response	Amount
4.54	128.00	211	0.098077
4.53	49.00	143	
4.56	130.00	238	

Reviewer: delpolitov, 11-Mar-2018 23:36:23

Audit Action: Marked Compound Undetected Audit Reason: Invalid Compound ID

User Disabled Compound Report

TestAmerica Edison

Data File: \\ChromNA\Edison\ChromData\CVOAMS6\20180309-68530.b\F60569.D
Injection Date: 09-Mar-2018 02:28:30 Instrument ID: CVOAMS6
Lims ID: STD7
Client ID:
Operator ID: ALS Bottle#: 2 Worklist Smp#: 3
Purge Vol: 5.000 mL Dil. Factor: 1.0000
Method: 8260624W6 Limit Group: VOA - 8260C DKQP Water and Solid
Column: Rtx-624 (0.25 mm) Detector MS SCAN

87 Chlorodibromomethane, CAS: 124-48-1

Processing Results

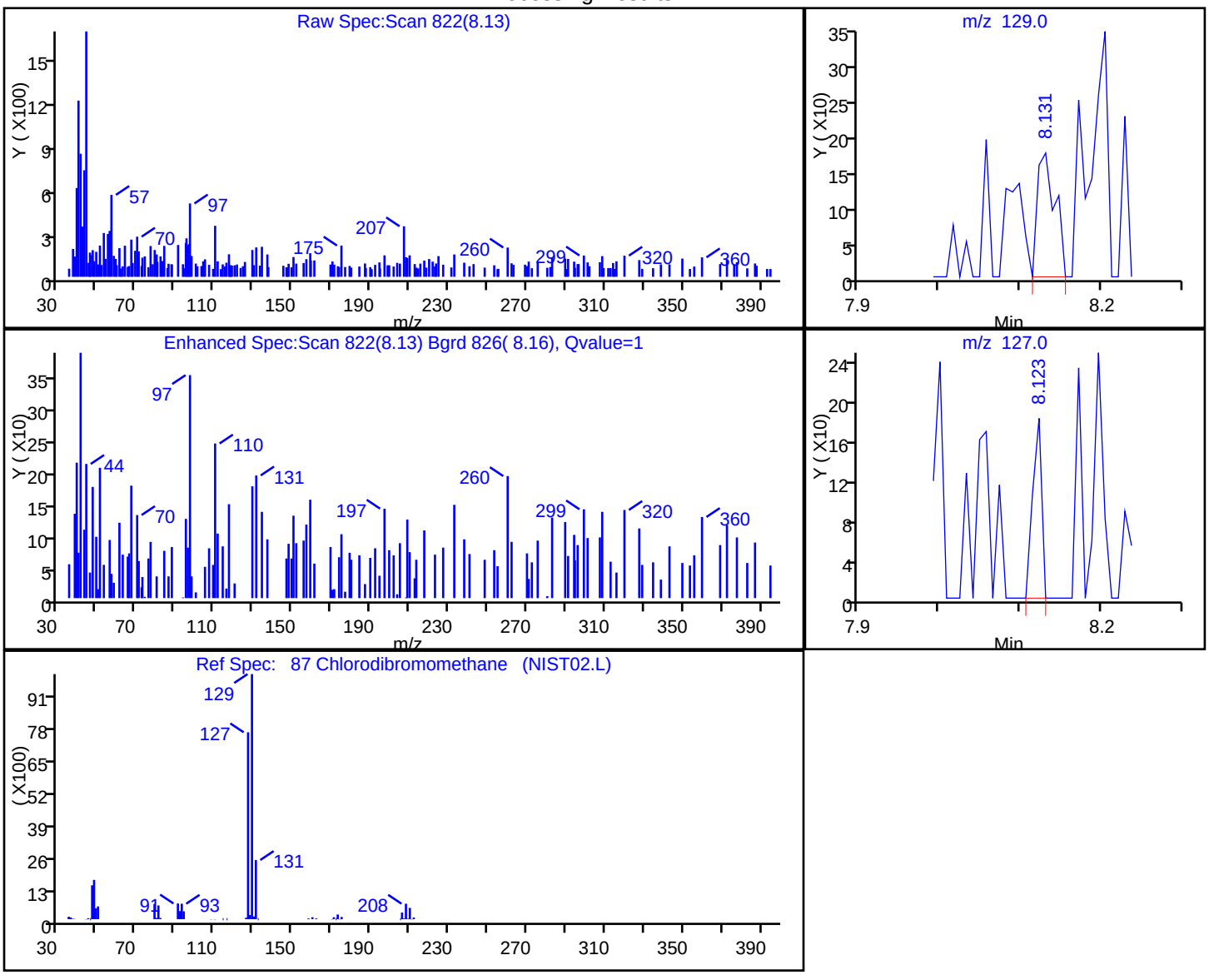

RT	Mass	Response	Amount
8.13	129.00	267	0.065864
8.12	127.00	139	

Reviewer: delpolitov, 11-Mar-2018 23:36:23
Audit Action: Marked Compound Undetected Audit Reason: Invalid Compound ID

User Disabled Compound Report

TestAmerica Edison

Data File: \\ChromNA\Edison\ChromData\CVOAMS6\20180309-68530.b\F60569.D
Injection Date: 09-Mar-2018 02:28:30 Instrument ID: CVOAMS6
Lims ID: STD7
Client ID:
Operator ID: ALS Bottle#: 2 Worklist Smp#: 3
Purge Vol: 5.000 mL Dil. Factor: 1.0000
Method: 8260624W6 Limit Group: VOA - 8260C DKQP Water and Solid
Column: Rtx-624 (0.25 mm) Detector MS SCAN

7 Chloroethane, CAS: 75-00-3

Processing Results

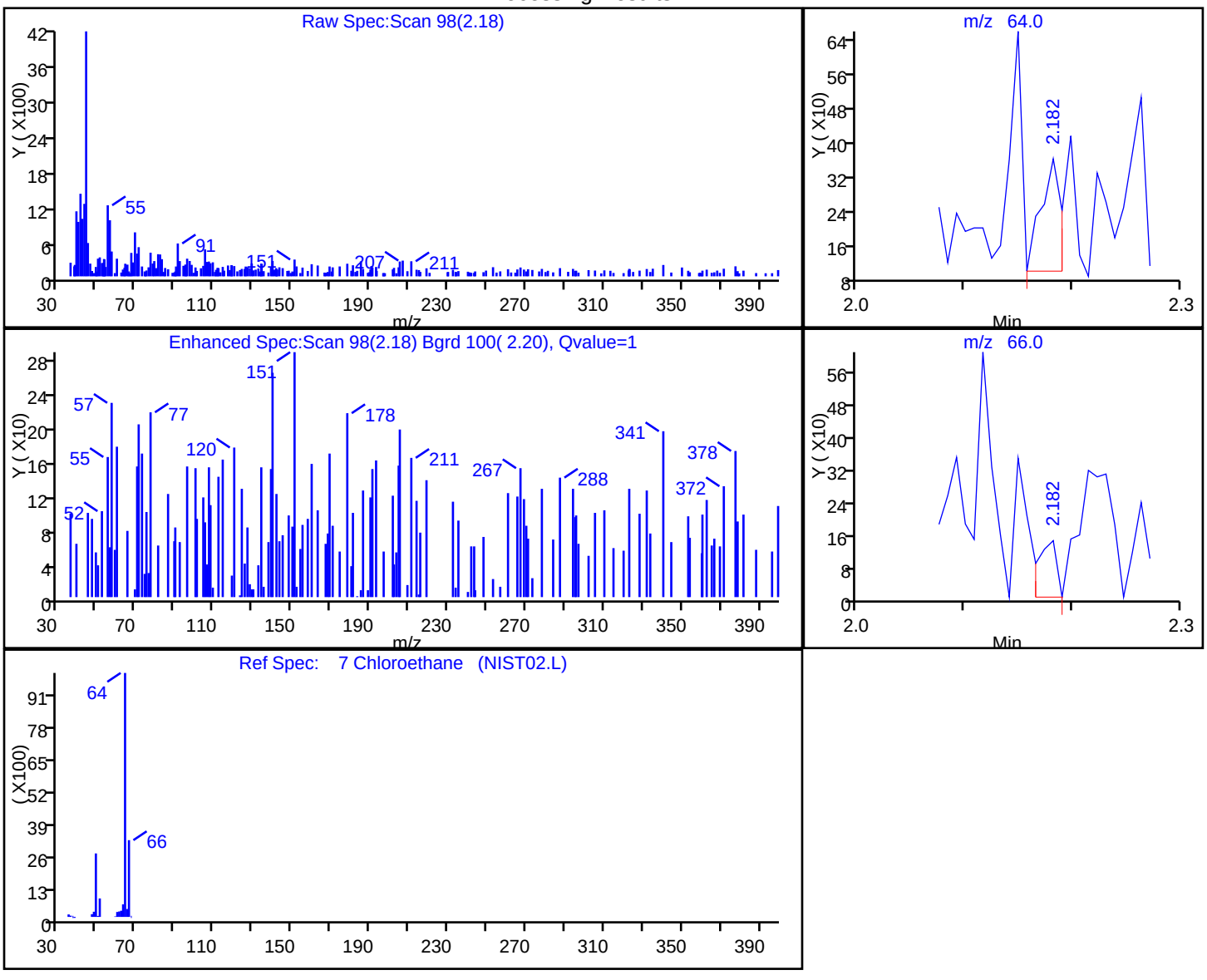

RT	Mass	Response	Amount
2.18	64.00	336	0.161383
2.18	66.00	168	

Reviewer: delpolitov, 11-Mar-2018 23:36:23
Audit Action: Marked Compound Undetected Audit Reason: Invalid Compound ID

User Disabled Compound Report

TestAmerica Edison

Data File: \\ChromNA\Edison\ChromData\CVOAMS6\20180309-68530.b\F60569.D
Injection Date: 09-Mar-2018 02:28:30 Instrument ID: CVOAMS6
Lims ID: STD7
Client ID:
Operator ID: ALS Bottle#: 2 Worklist Smp#: 3
Purge Vol: 5.000 mL Dil. Factor: 1.0000
Method: 8260624W6 Limit Group: VOA - 8260C DKQP Water and Solid
Column: Rtx-624 (0.25 mm) Detector MS SCAN

48 Chloroform, CAS: 67-66-3

Processing Results

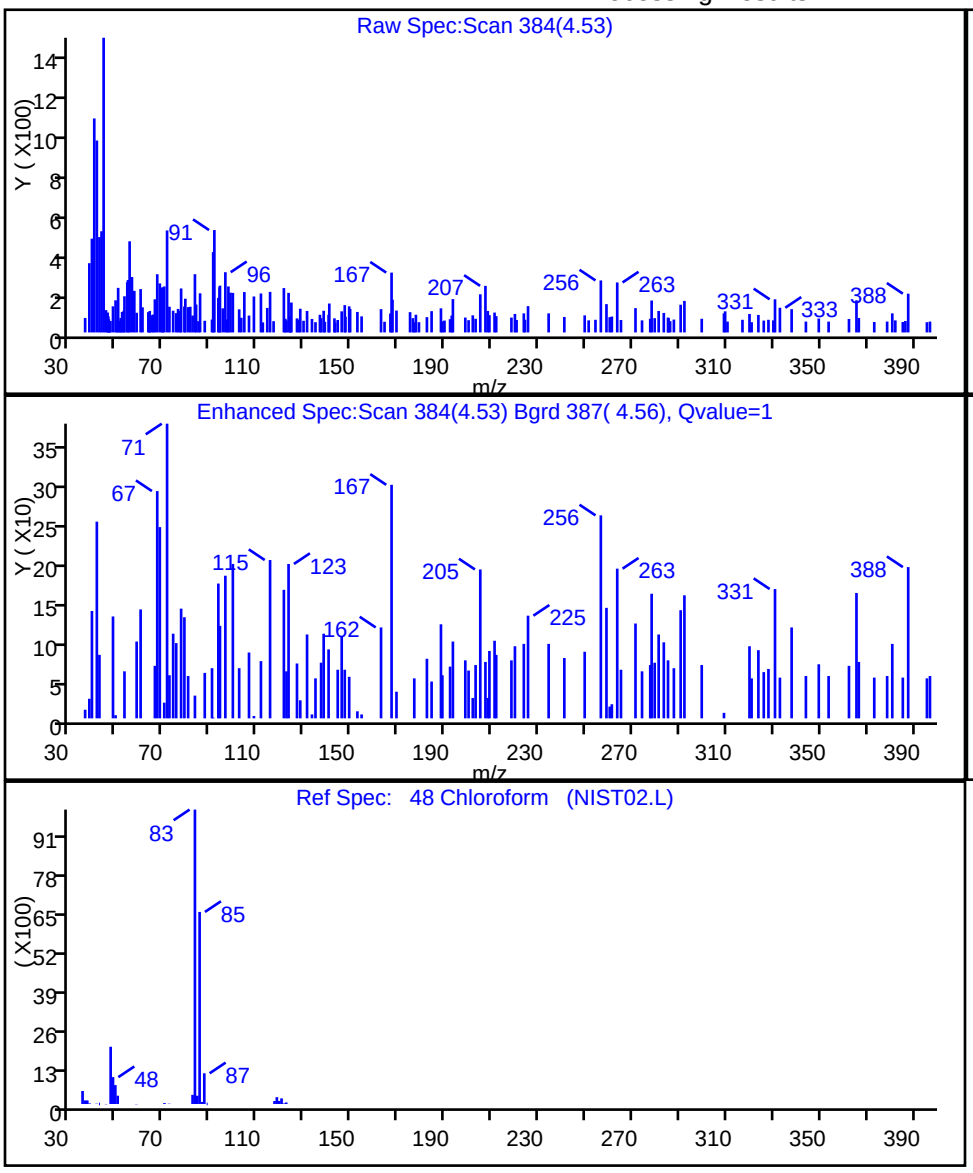

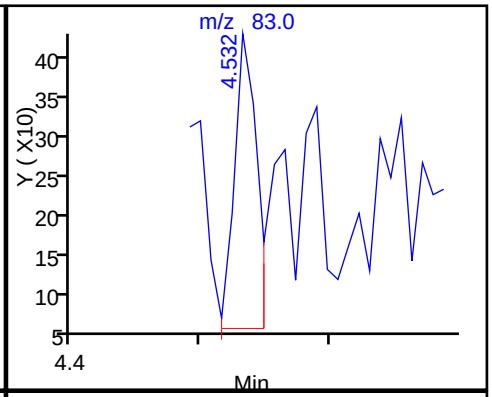

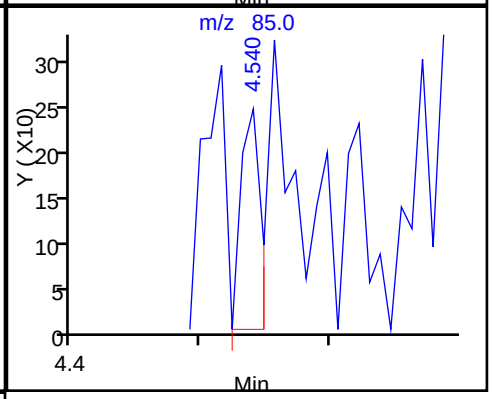

RT	Mass	Response	Amount
4.53	83.00	463	0.074188
4.54	85.00	262	

Reviewer: delpolitov, 11-Mar-2018 23:36:23
Audit Action: Marked Compound Undetected Audit Reason: Invalid Compound ID

Report Date: 12-Mar-2018 00:55:40 Chrom Revision: 2.2 08-Feb-2018 13:38:42

User Disabled Compound Report

TestAmerica Edison

Data File: \\ChromNA\Edison\ChromData\CVOAMS6\20180309-68530.b\F60569.D
Injection Date: 09-Mar-2018 02:28:30 Instrument ID: CVOAMS6
Lims ID: STD7
Client ID:
Operator ID: ALS Bottle#: 2 Worklist Smp#: 3
Purge Vol: 5.000 mL Dil. Factor: 1.0000
Method: 8260624W6 Limit Group: VOA - 8260C DKQP Water and Solid
Column: Rtx-624 (0.25 mm) Detector MS SCAN

3 Chloromethane, CAS: 74-87-3

Processing Results

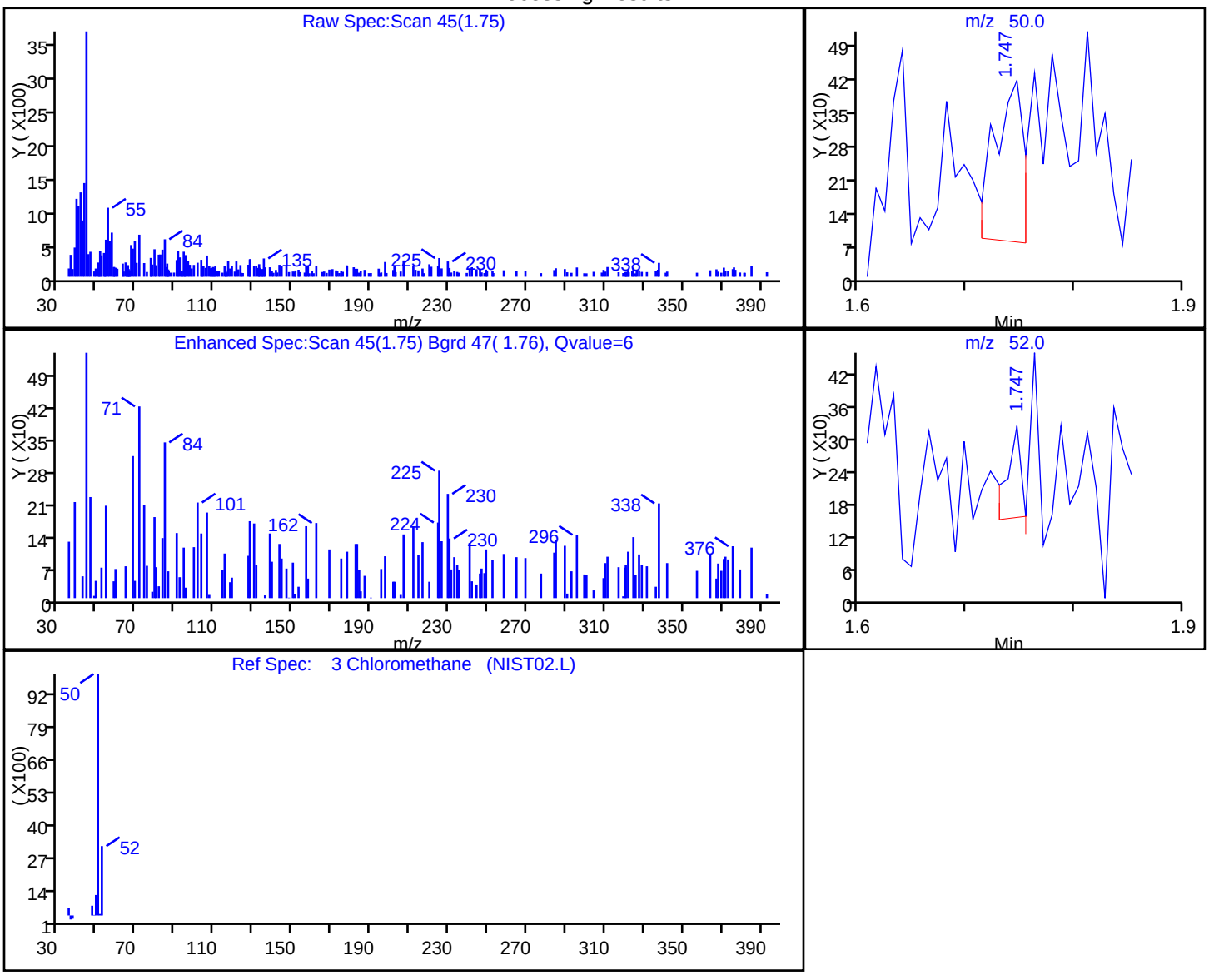

RT	Mass	Response	Amount
1.75	50.00	648	0.149211
1.75	52.00	152	

Reviewer: delpolitov, 11-Mar-2018 23:36:23

Audit Action: Marked Compound Undetected Audit Reason: Invalid Compound ID

User Disabled Compound Report

TestAmerica Edison

Data File: \\ChromNA\Edison\ChromData\CVOAMS6\20180309-68530.b\F60569.D
Injection Date: 09-Mar-2018 02:28:30 Instrument ID: CVOAMS6
Lims ID: STD7
Client ID:
Operator ID: ALS Bottle#: 2 Worklist Smp#: 3
Purge Vol: 5.000 mL Dil. Factor: 1.0000
Method: 8260624W6 Limit Group: VOA - 8260C DKQP Water and Solid
Column: Rtx-624 (0.25 mm) Detector MS SCAN

1 Chlorotrifluoroethene, CAS: 79-38-9

Processing Results

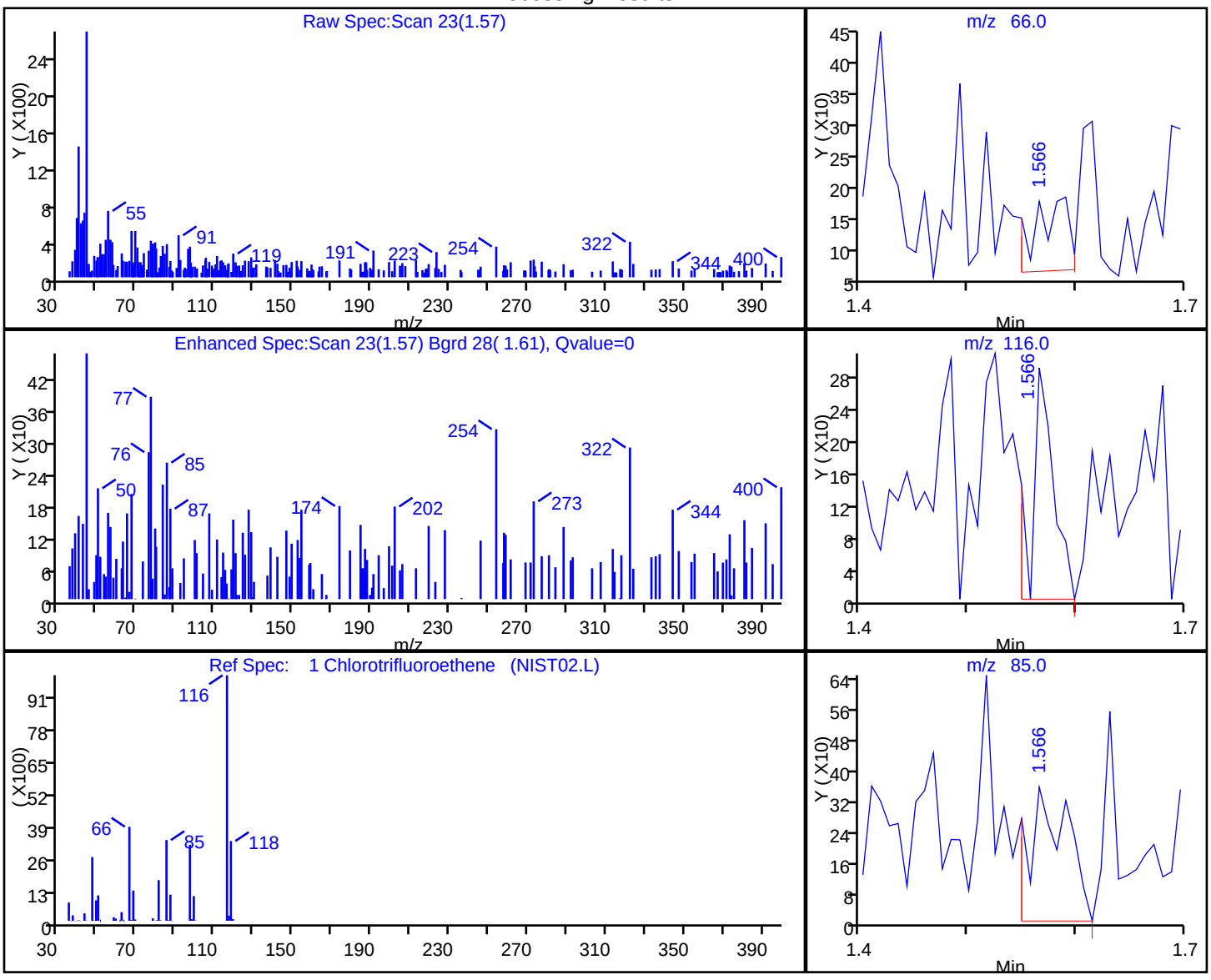

RT	Mass	Response	Amount
1.57	66.00	250	0.268092
1.57	116.00	398	
1.57	85.00	882	
1.58	118.00	451	

Reviewer: delpolitov, 11-Mar-2018 23:36:23
Audit Action: Marked Compound Undetected Audit Reason: Invalid Compound ID

Report Date: 12-Mar-2018 00:55:41 Chrom Revision: 2.2 08-Feb-2018 13:38:42

User Disabled Compound Report

TestAmerica Edison

Data File: \\ChromNA\Edison\ChromData\CVOAMS6\20180309-68530.b\F60569.D

Injection Date: 09-Mar-2018 02:28:30 Instrument ID: CVOAMS6

Lims ID: STD7

Client ID:

Operator ID: ALS Bottle#: 2 Worklist Smp#: 3

Purge Vol: 5.000 mL Dil. Factor: 1.0000

Method: 8260624W6 Limit Group: VOA - 8260C DKQP Water and Solid

Column: Rtx-624 (0.25 mm) Detector MS SCAN

40 cis-1,2-Dichloroethene, CAS: 156-59-2

Processing Results

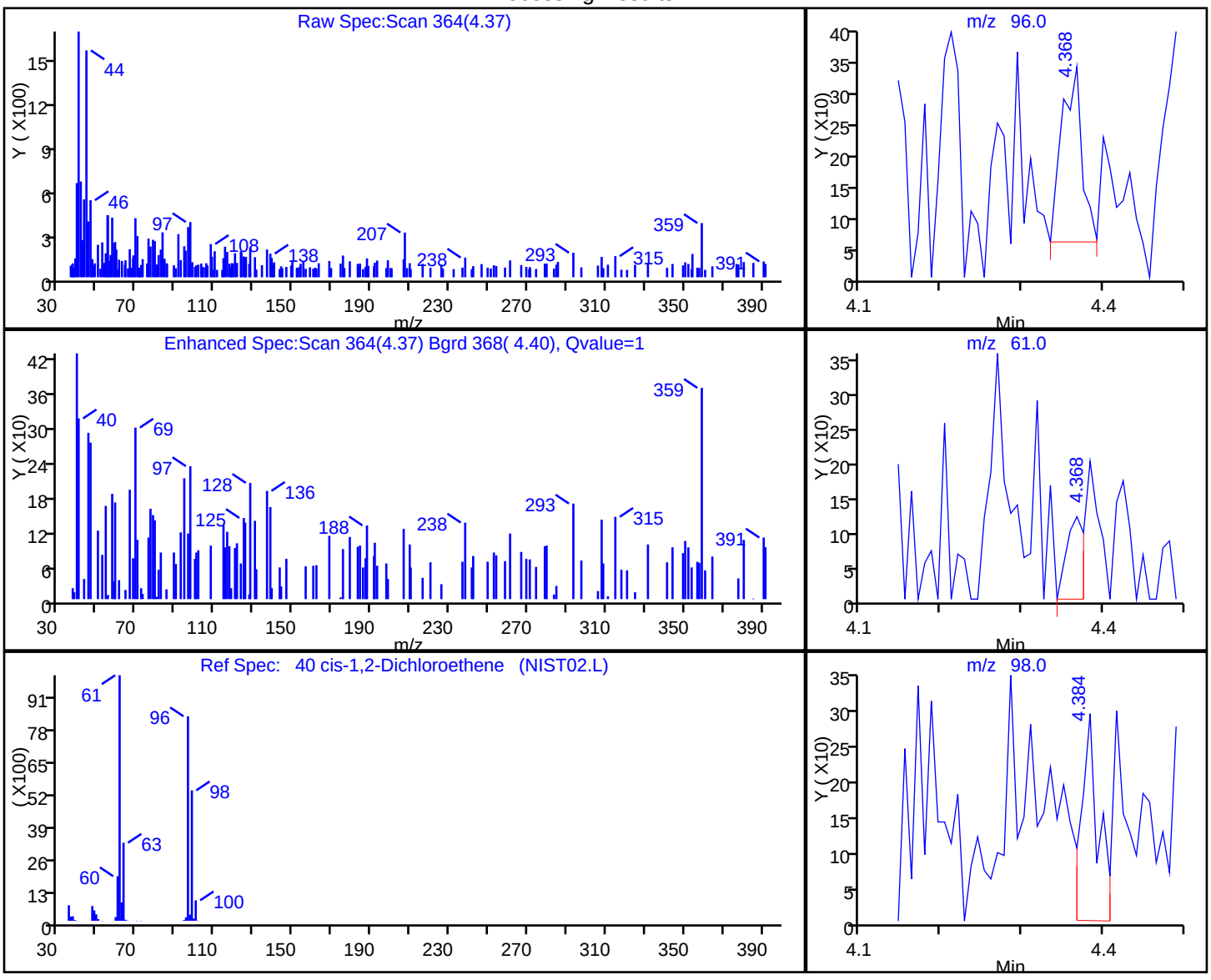

RT	Mass	Response	Amount
4.37	96.00	489	0.121945
4.37	61.00	180	
4.38	98.00	425	

Reviewer: delpolitov, 11-Mar-2018 23:36:23

Audit Action: Marked Compound Undetected Audit Reason: Invalid Compound ID

User Disabled Compound Report

TestAmerica Edison

Data File: \\ChromNA\Edison\ChromData\CVOAMS6\20180309-68530.b\F60569.D
Injection Date: 09-Mar-2018 02:28:30 Instrument ID: CVOAMS6
Lims ID: STD7
Client ID:
Operator ID: ALS Bottle#: 2 Worklist Smp#: 3
Purge Vol: 5.000 mL Dil. Factor: 1.0000
Method: 8260624W6 Limit Group: VOA - 8260C DKQP Water and Solid
Column: Rtx-624 (0.25 mm) Detector MS SCAN

76 cis-1,3-Dichloropropene, CAS: 10061-01-5

Processing Results

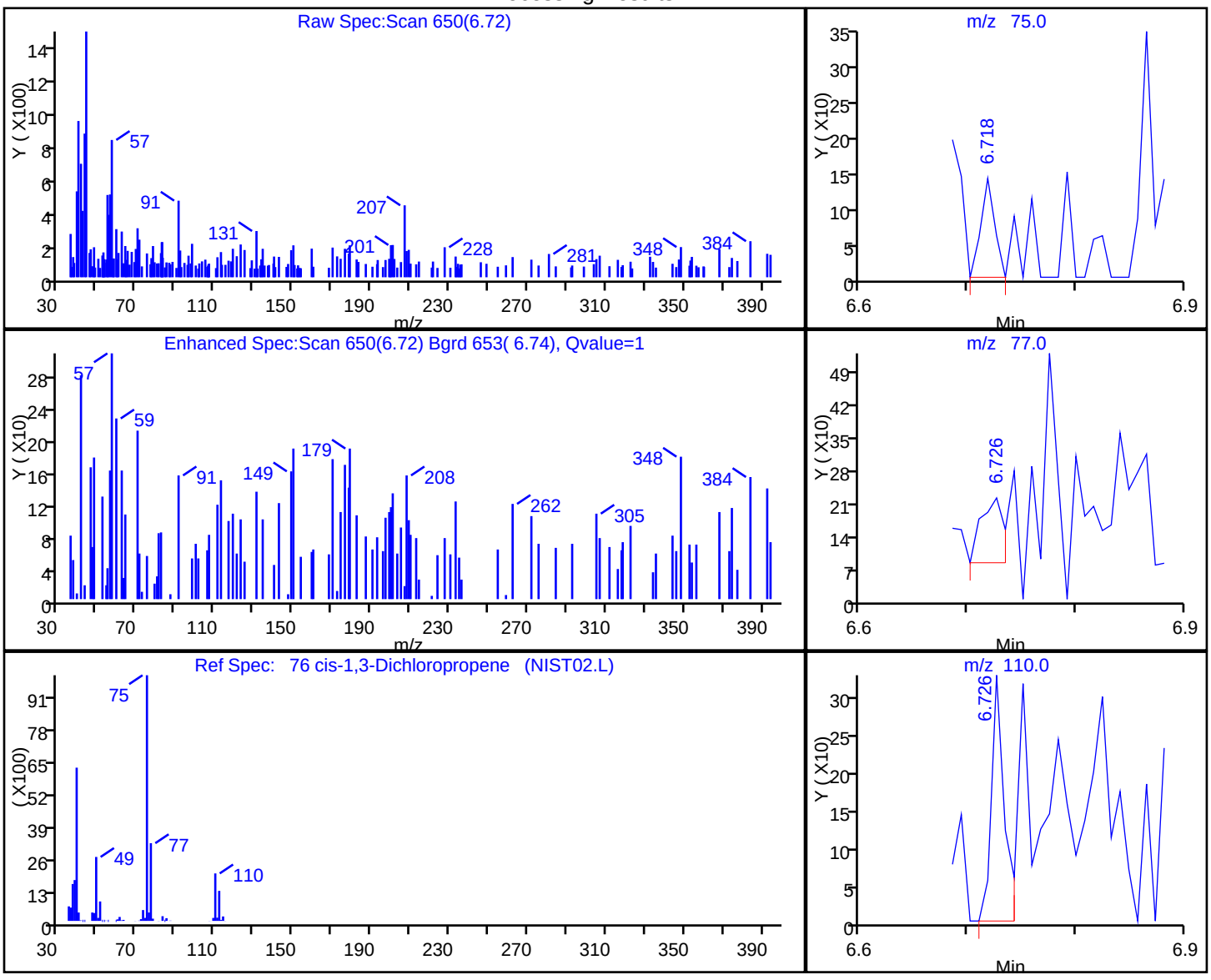

RT	Mass	Response	Amount
6.72	75.00	124	0.023552
6.73	77.00	203	
6.73	110.00	271	

Reviewer: delpolitov, 11-Mar-2018 23:36:23
Audit Action: Marked Compound Undetected Audit Reason: Invalid Compound ID

User Disabled Compound Report

TestAmerica Edison

Data File: \\ChromNA\Edison\ChromData\CVOAMS6\20180309-68530.b\F60569.D
Injection Date: 09-Mar-2018 02:28:30 Instrument ID: CVOAMS6
Lims ID: STD7
Client ID:
Operator ID: ALS Bottle#: 2 Worklist Smp#: 3
Purge Vol: 5.000 mL Dil. Factor: 1.0000
Method: 8260624W6 Limit Group: VOA - 8260C DKQP Water and Solid
Column: Rtx-624 (0.25 mm) Detector MS SCAN

49 Cyclohexane, CAS: 110-82-7

Processing Results

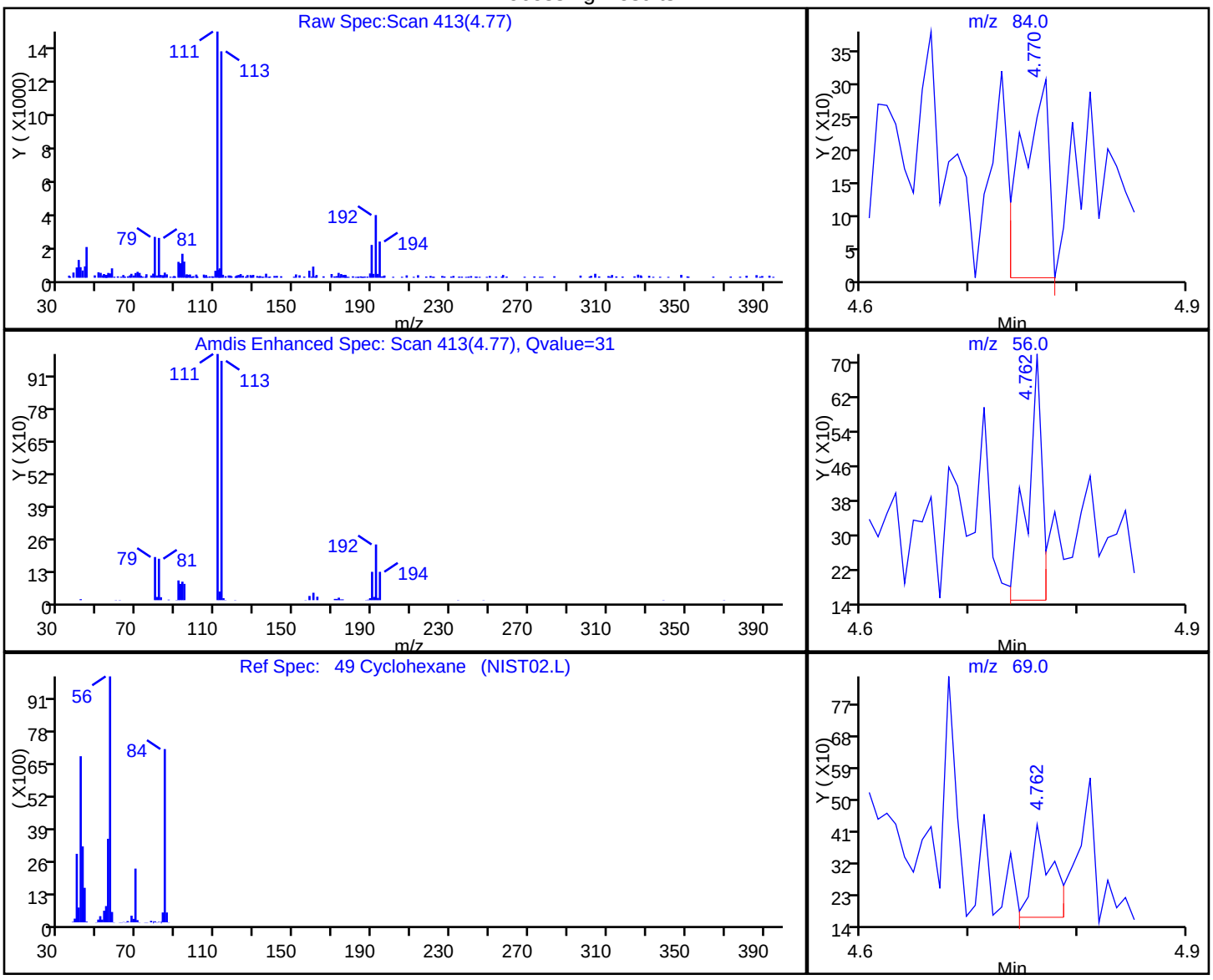

RT	Mass	Response	Amount
4.77	84.00	525	0.097412
4.76	56.00	550	
4.76	69.00	349	

Reviewer: delpolitov, 11-Mar-2018 23:36:23
Audit Action: Marked Compound Undetected Audit Reason: Invalid Compound ID

User Disabled Compound Report

TestAmerica Edison

Data File: \\ChromNA\Edison\ChromData\CVOAMS6\20180309-68530.b\F60569.D
Injection Date: 09-Mar-2018 02:28:30 Instrument ID: CVOAMS6
Lims ID: STD7
Client ID:
Operator ID: ALS Bottle#: 2 Worklist Smp#: 3
Purge Vol: 5.000 mL Dil. Factor: 1.0000
Method: 8260624W6 Limit Group: VOA - 8260C DKQP Water and Solid
Column: Rtx-624 (0.25 mm) Detector MS SCAN

23 Cyclopentene, CAS: 142-29-0

Processing Results

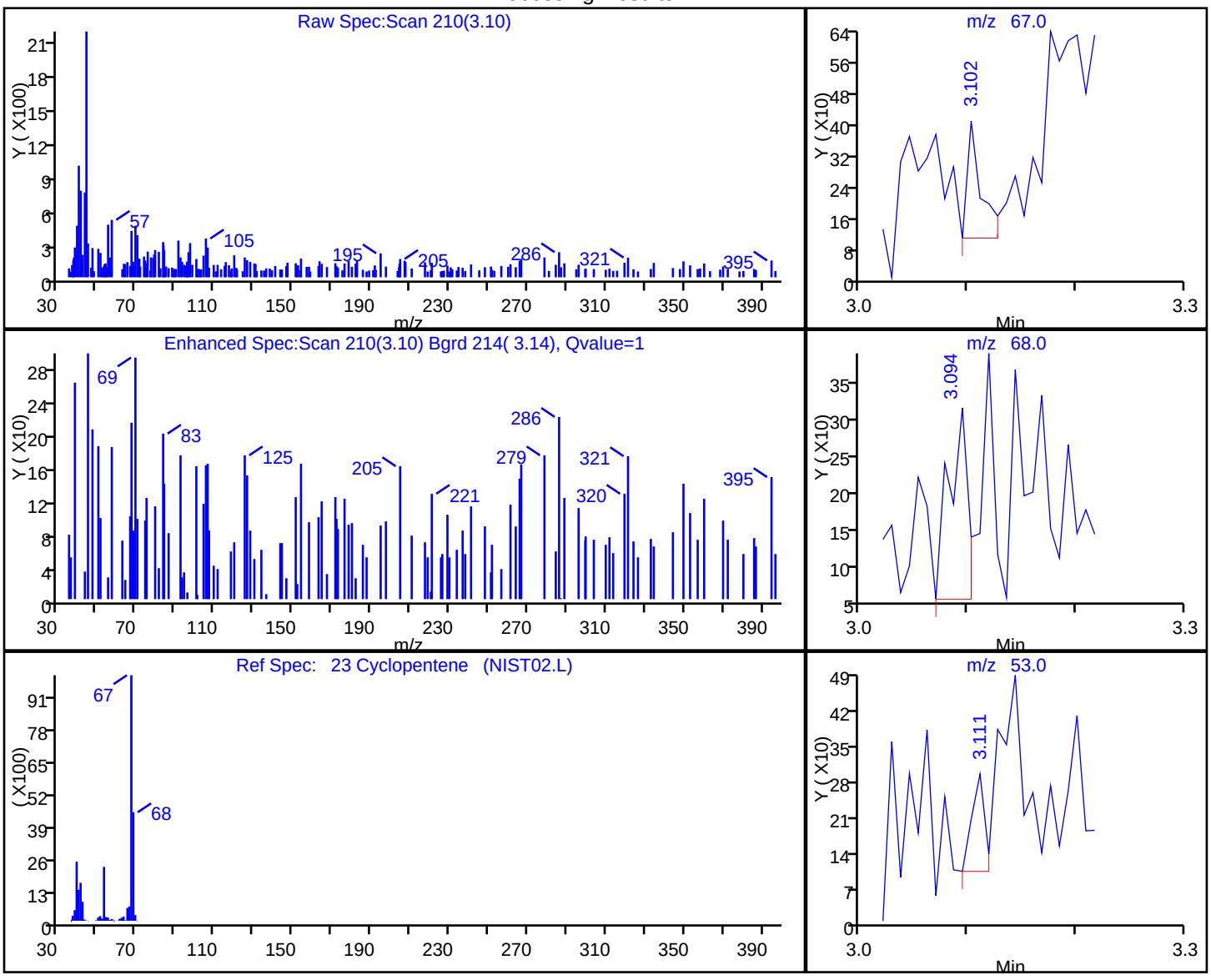

RT	Mass	Response	Amount
3.10	67.00	272	0.031909
3.09	68.00	324	
3.11	53.00	162	

Reviewer: delpolitov, 11-Mar-2018 23:36:23
Audit Action: Marked Compound Undetected Audit Reason: Invalid Compound ID

User Disabled Compound Report

TestAmerica Edison

Data File: \\ChromNA\Edison\ChromData\CVOAMS6\20180309-68530.b\F60569.D
Injection Date: 09-Mar-2018 02:28:30 Instrument ID: CVOAMS6
Lims ID: STD7
Client ID:
Operator ID: ALS Bottle#: 2 Worklist Smp#: 3
Purge Vol: 5.000 mL Dil. Factor: 1.0000
Method: 8260624W6 Limit Group: VOA - 8260C DKQP Water and Solid
Column: Rtx-624 (0.25 mm) Detector MS SCAN

71 Dibromomethane, CAS: 74-95-3

Processing Results

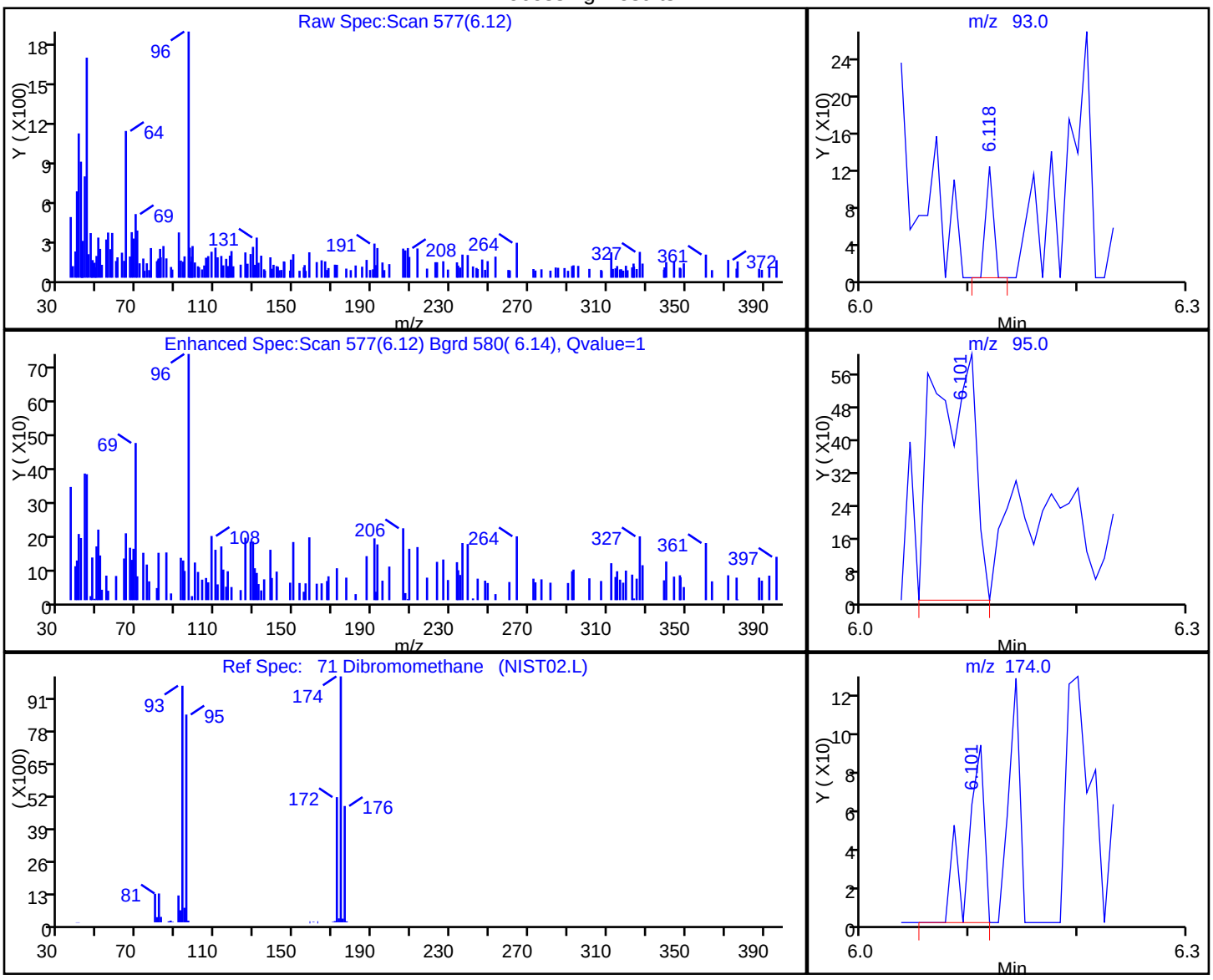

RT	Mass	Response	Amount
6.12	93.00	58	0.027656
6.10	95.00	1585	
6.10	174.00	102	

Reviewer: delpolitov, 11-Mar-2018 23:36:23
Audit Action: Marked Compound Undetected Audit Reason: Invalid Compound ID

User Disabled Compound Report

TestAmerica Edison

Data File: \\ChromNA\Edison\ChromData\CVOAMS6\20180309-68530.b\F60569.D
Injection Date: 09-Mar-2018 02:28:30 Instrument ID: CVOAMS6
Lims ID: STD7
Client ID:
Operator ID: ALS Bottle#: 2 Worklist Smp#: 3
Purge Vol: 5.000 mL Dil. Factor: 1.0000
Method: 8260624W6 Limit Group: VOA - 8260C DKQP Water and Solid
Column: Rtx-624 (0.25 mm) Detector MS SCAN

72 Dichlorobromomethane, CAS: 75-27-4

Processing Results

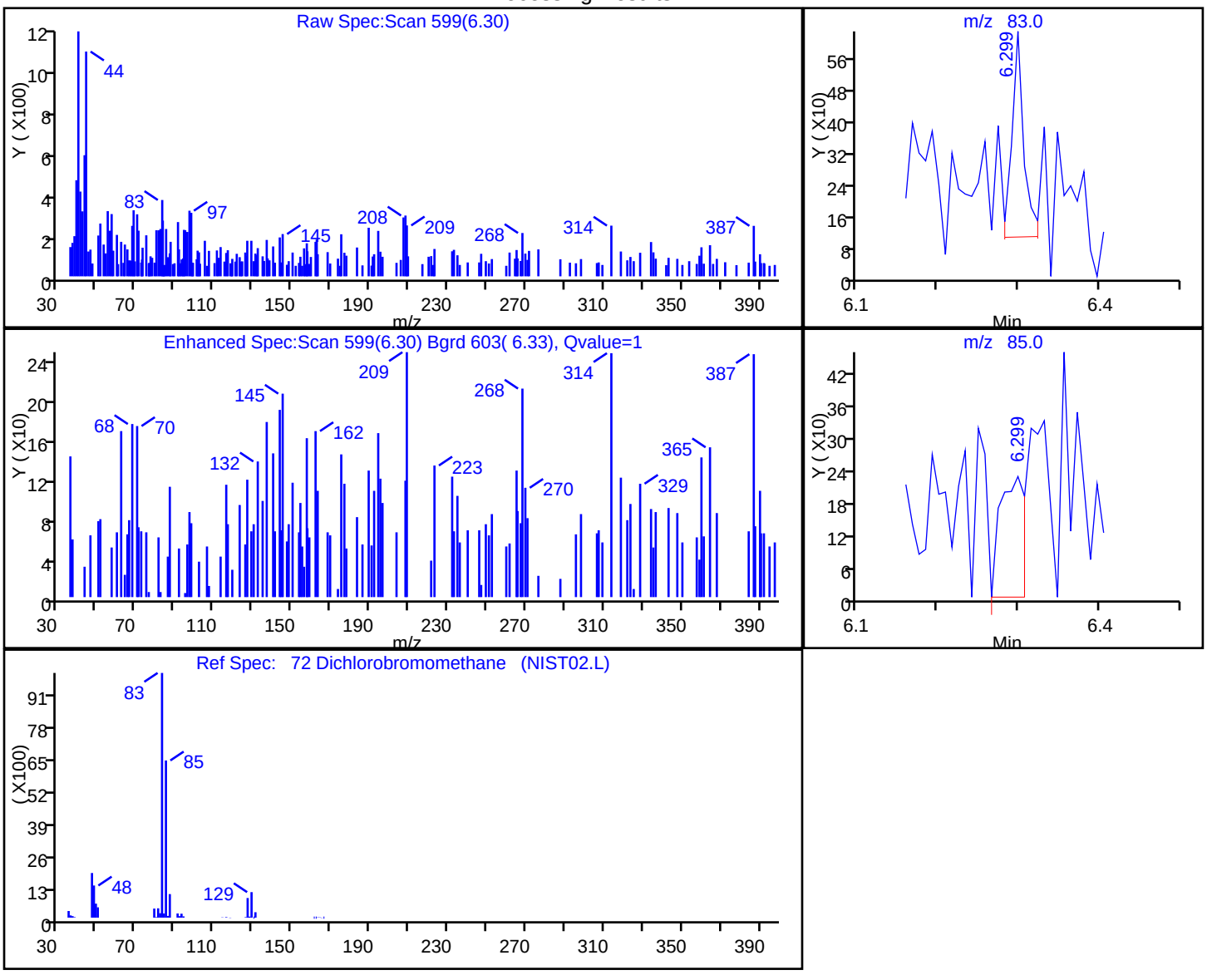

RT	Mass	Response	Amount
6.30	83.00	540	0.124147
6.30	85.00	479	

Reviewer: delpolitov, 11-Mar-2018 23:36:23
Audit Action: Marked Compound Undetected Audit Reason: Invalid Compound ID

User Disabled Compound Report

TestAmerica Edison

Data File: \\ChromNA\Edison\ChromData\CVOAMS6\20180309-68530.b\F60569.D
Injection Date: 09-Mar-2018 02:28:30 Instrument ID: CVOAMS6
Lims ID: STD7
Client ID:
Operator ID: ALS Bottle#: 2 Worklist Smp#: 3
Purge Vol: 5.000 mL Dil. Factor: 1.0000
Method: 8260624W6 Limit Group: VOA - 8260C DKQP Water and Solid
Column: Rtx-624 (0.25 mm) Detector MS SCAN

2 Dichlorodifluoromethane, CAS: 75-71-8

Processing Results

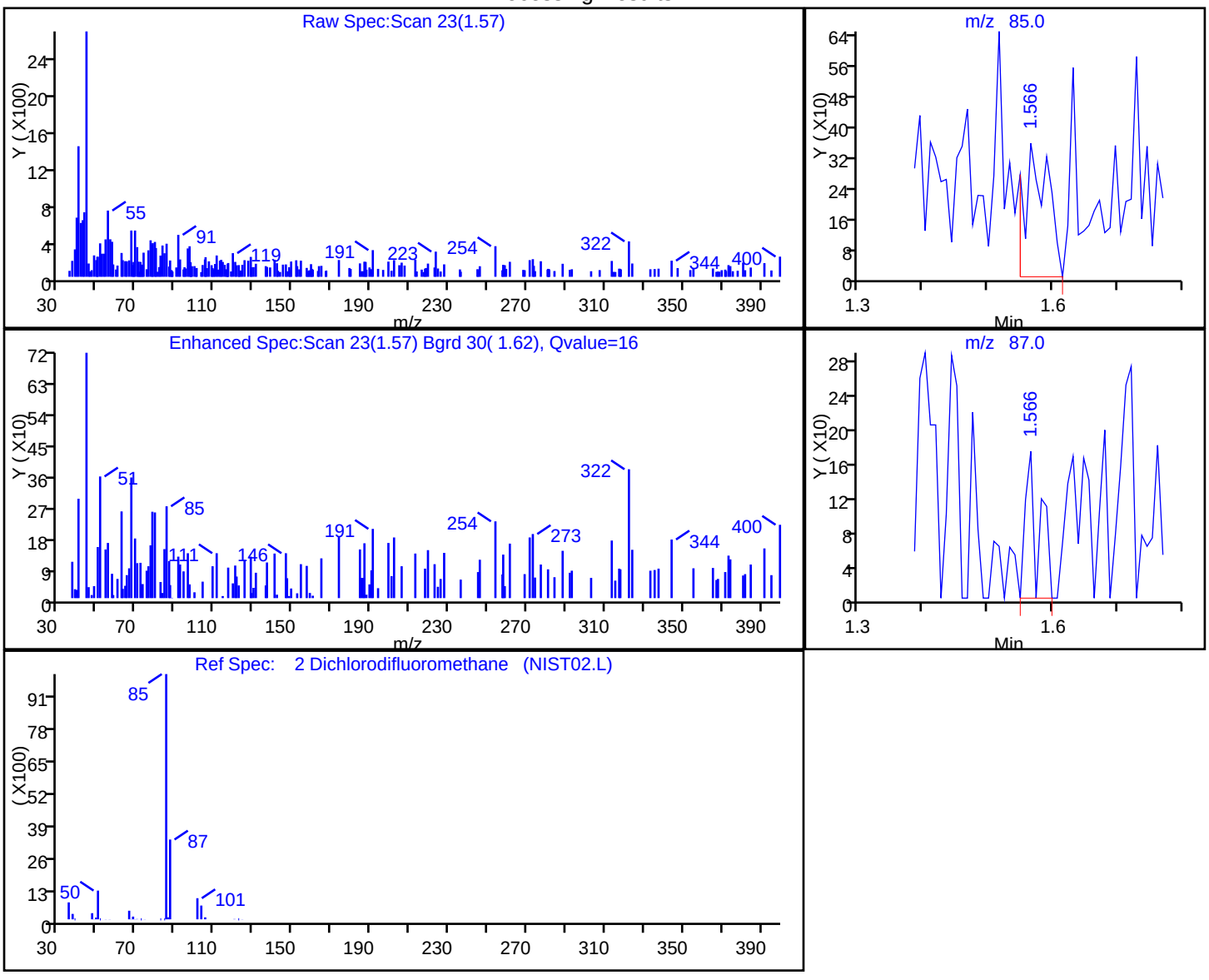

RT	Mass	Response	Amount
1.57	85.00	882	0.140932
1.57	87.00	253	

Reviewer: delpolitov, 11-Mar-2018 23:36:23
Audit Action: Marked Compound Undetected Audit Reason: Invalid Compound ID

User Disabled Compound Report

TestAmerica Edison

Data File: \\ChromNA\Edison\ChromData\CVOAMS6\20180309-68530.b\F60569.D
Injection Date: 09-Mar-2018 02:28:30 Instrument ID: CVOAMS6
Lims ID: STD7
Client ID:
Operator ID: ALS Bottle#: 2 Worklist Smp#: 3
Purge Vol: 5.000 mL Dil. Factor: 1.0000
Method: 8260624W6 Limit Group: VOA - 8260C DKQP Water and Solid
Column: Rtx-624 (0.25 mm) Detector MS SCAN

8 Dichlorofluoromethane, CAS: 75-43-4

Processing Results

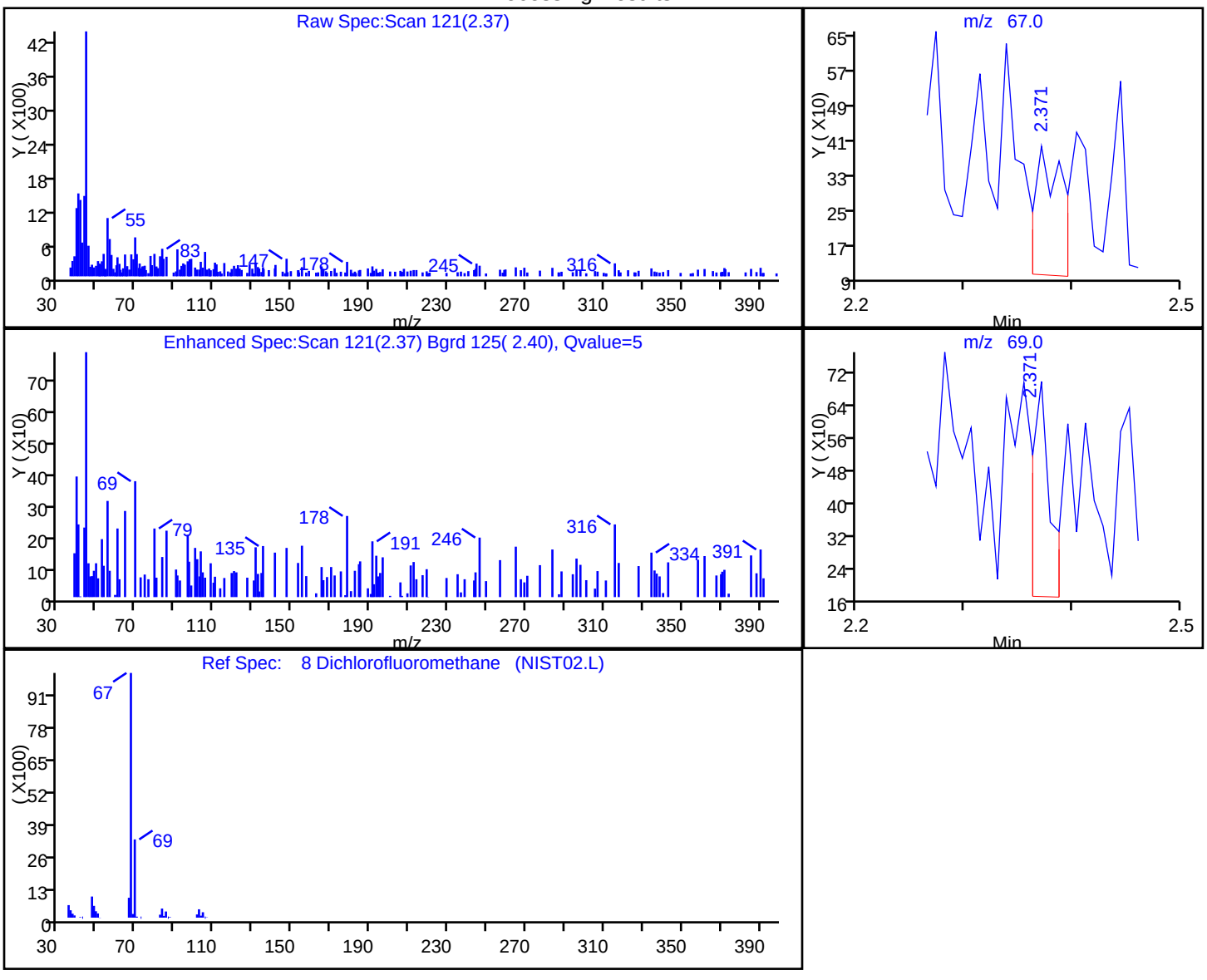

RT	Mass	Response	Amount
2.37	67.00	526	0.088948
2.37	69.00	601	

Reviewer: delpolitov, 11-Mar-2018 23:36:23
Audit Action: Marked Compound Undetected Audit Reason: Invalid Compound ID

User Disabled Compound Report

TestAmerica Edison

Data File: \\ChromNA\Edison\ChromData\CVOAMS6\20180309-68530.b\F60569.D
Injection Date: 09-Mar-2018 02:28:30 Instrument ID: CVOAMS6
Lims ID: STD7
Client ID:
Operator ID: ALS Bottle#: 2 Worklist Smp#: 3
Purge Vol: 5.000 mL Dil. Factor: 1.0000
Method: 8260624W6 Limit Group: VOA - 8260C DKQP Water and Solid
Column: Rtx-624 (0.25 mm) Detector MS SCAN

11 Ethanol, CAS: 64-17-5

Processing Results

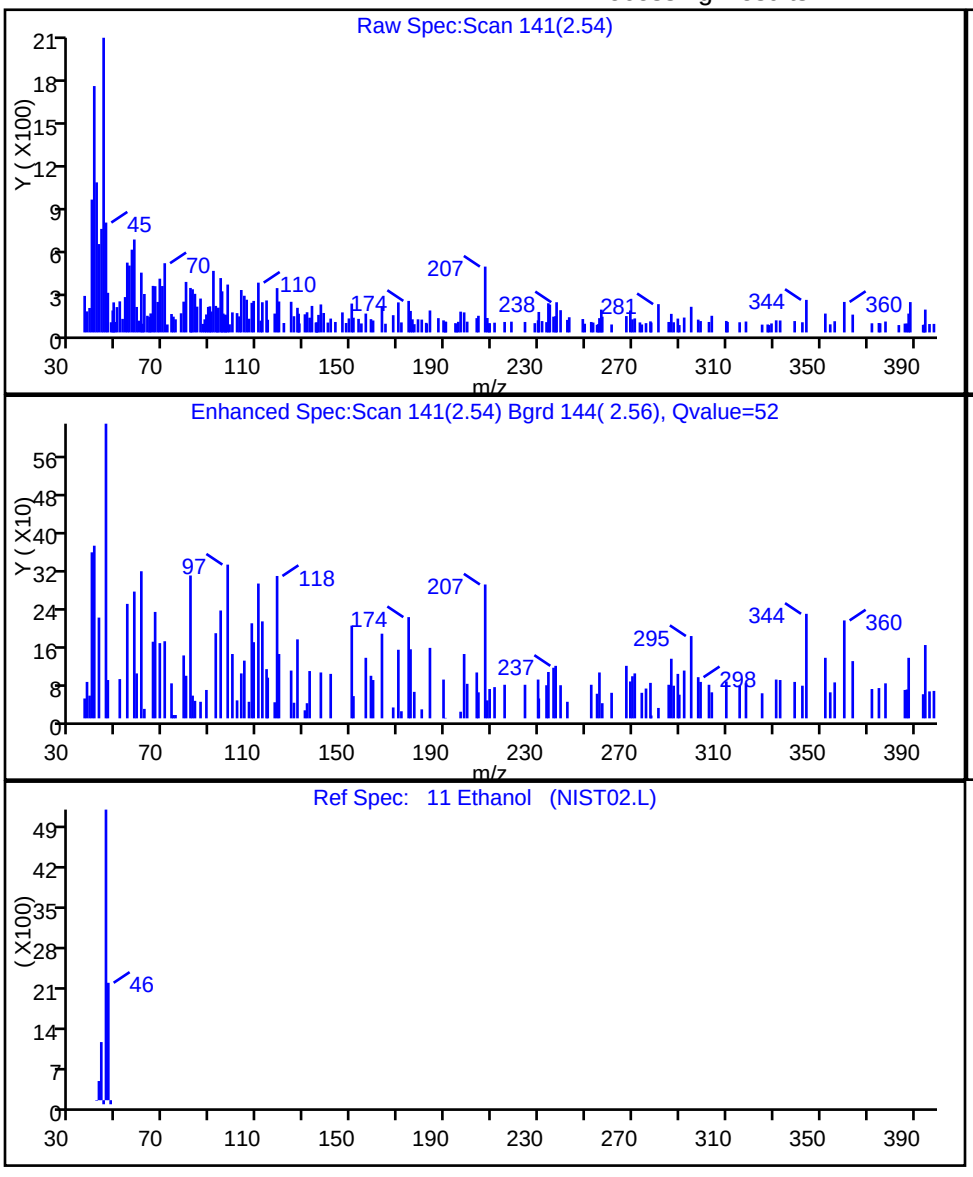

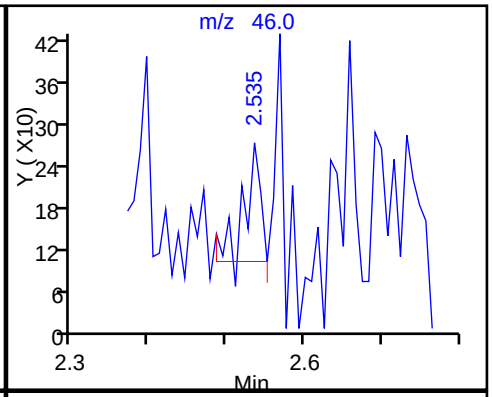

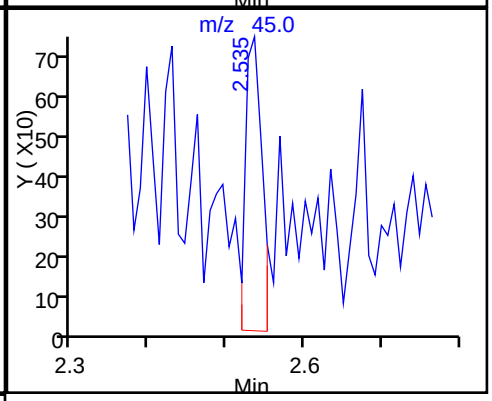

RT	Mass	Response	Amount
2.54	46.00	249	14.458501
2.54	45.00	1115	

Reviewer: delpolitov, 11-Mar-2018 23:36:23
Audit Action: Marked Compound Undetected Audit Reason: Invalid Compound ID

User Disabled Compound Report

TestAmerica Edison

Data File:	\\ChromNA\Edison\ChromData\CVOAMS6\20180309-68530.b\F60569.D		
Injection Date:	09-Mar-2018 02:28:30	Instrument ID:	CVOAMS6
Lims ID:	STD7		
Client ID:			
Operator ID:		ALS Bottle#:	2 Worklist Smp#: 3
Purge Vol:	5.000 mL	Dil. Factor:	1.0000
Method:	8260624W6	Limit Group:	VOA - 8260C DKQP Water and Solid
Column:	Rtx-624 (0.25 mm)	Detector	MS SCAN

42 Ethyl acetate, CAS: 141-78-6

Processing Results

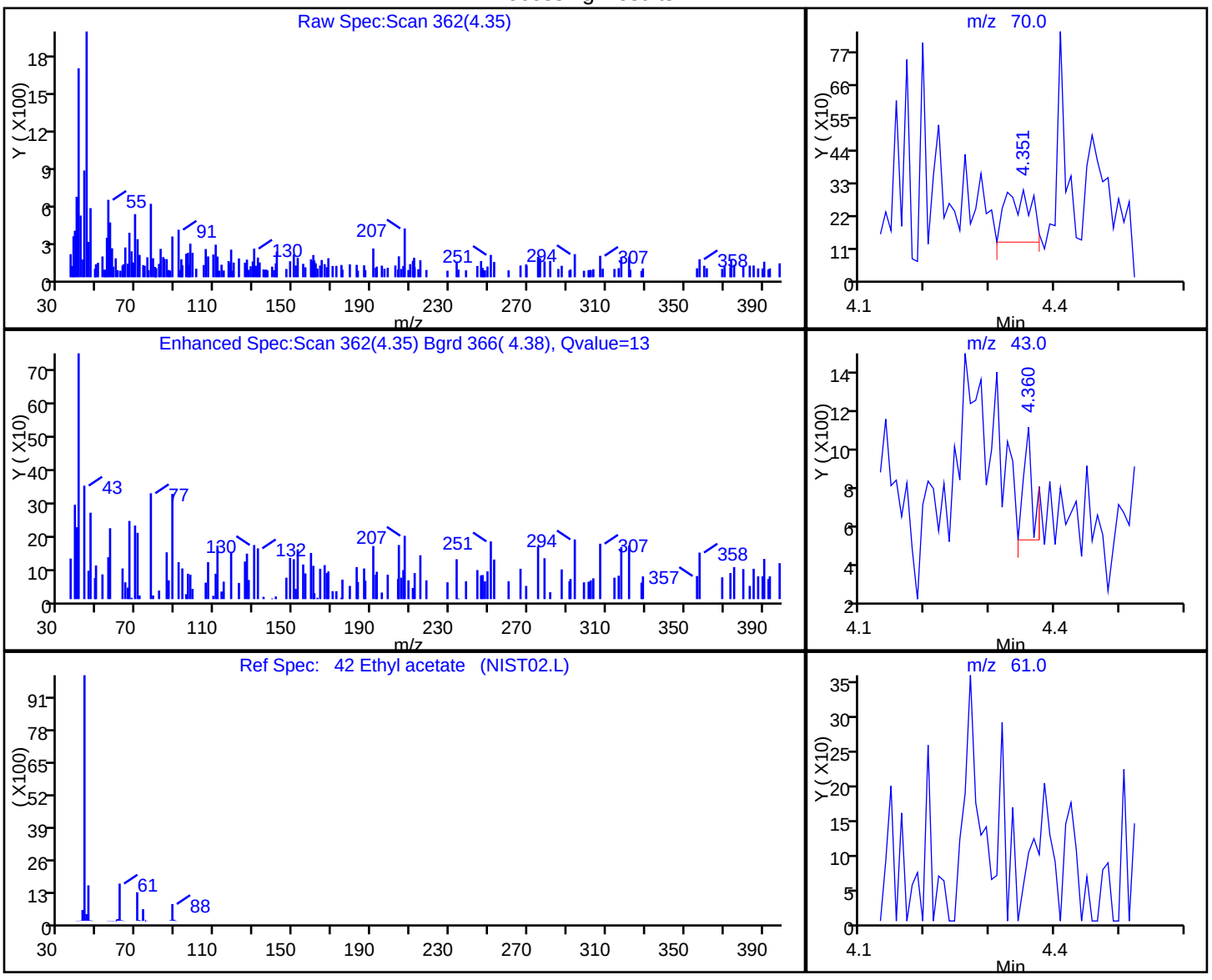

RT	Mass	Response	Amount
4.35	70.00	487	1.444285
4.36	43.00	590	
4.33	61.00	0	

Reviewer: delpolitov, 11-Mar-2018 23:36:23

Audit Action: Marked Compound Undetected Audit Reason: Invalid Compound ID

User Disabled Compound Report

TestAmerica Edison

Data File: \\ChromNA\Edison\ChromData\CVOAMS6\20180309-68530.b\F60569.D
Injection Date: 09-Mar-2018 02:28:30 Instrument ID: CVOAMS6
Lims ID: STD7
Client ID:
Operator ID: ALS Bottle#: 2 Worklist Smp#: 3
Purge Vol: 5.000 mL Dil. Factor: 1.0000
Method: 8260624W6 Limit Group: VOA - 8260C DKQP Water and Solid
Column: Rtx-624 (0.25 mm) Detector MS SCAN

65 Ethyl acrylate, CAS: 140-88-5

Processing Results

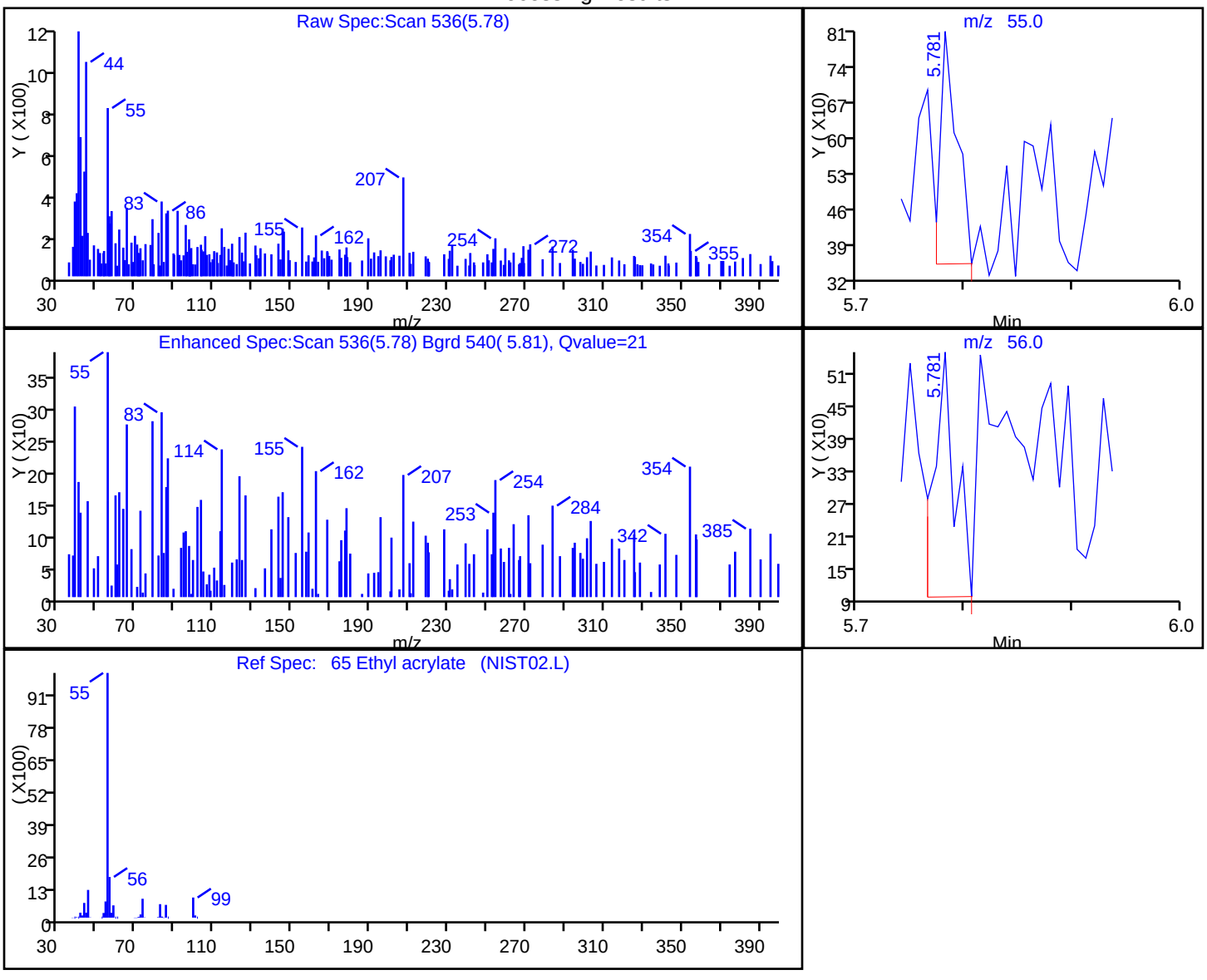

RT	Mass	Response	Amount
5.78	55.00	499	0.064563
5.78	56.00	605	

Reviewer: delpolitov, 11-Mar-2018 23:36:23
Audit Action: Marked Compound Undetected Audit Reason: Invalid Compound ID

User Disabled Compound Report

TestAmerica Edison

Data File: \\ChromNA\Edison\ChromData\CVOAMS6\20180309-68530.b\F60569.D
Injection Date: 09-Mar-2018 02:28:30 Instrument ID: CVOAMS6
Lims ID: STD7
Client ID:
Operator ID: ALS Bottle#: 2 Worklist Smp#: 3
Purge Vol: 5.000 mL Dil. Factor: 1.0000
Method: 8260624W6 Limit Group: VOA - 8260C DKQP Water and Solid
Column: Rtx-624 (0.25 mm) Detector MS SCAN

12 Ethyl ether, CAS: 60-29-7

Processing Results

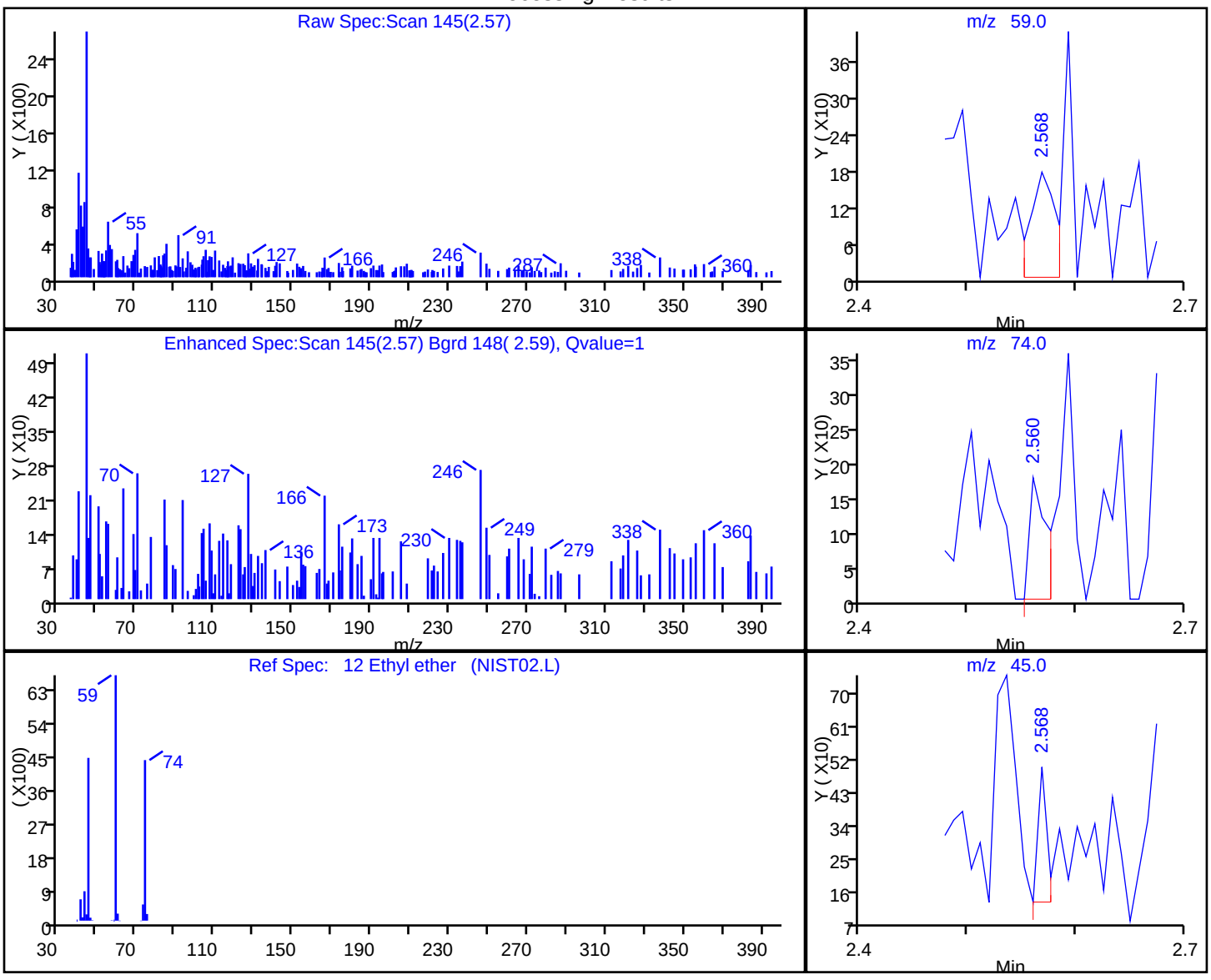

RT	Mass	Response	Amount
2.57	59.00	279	0.093070
2.56	74.00	196	
2.57	45.00	216	

Reviewer: delpolitov, 11-Mar-2018 23:36:23
Audit Action: Marked Compound Undetected Audit Reason: Invalid Compound ID

User Disabled Compound Report

TestAmerica Edison

Data File:	\\ChromNA\Edison\ChromData\CVOAMS6\20180309-68530.b\F60569.D		
Injection Date:	09-Mar-2018 02:28:30	Instrument ID:	CVOAMS6
Lims ID:	STD7		
Client ID:			
Operator ID:		ALS Bottle#:	2 Worklist Smp#: 3
Purge Vol:	5.000 mL	Dil. Factor:	1.0000
Method:	8260624W6	Limit Group:	VOA - 8260C DKQP Water and Solid
Column:	Rtx-624 (0.25 mm)	Detector	MS SCAN

81 Ethyl methacrylate, CAS: 97-63-2

Processing Results

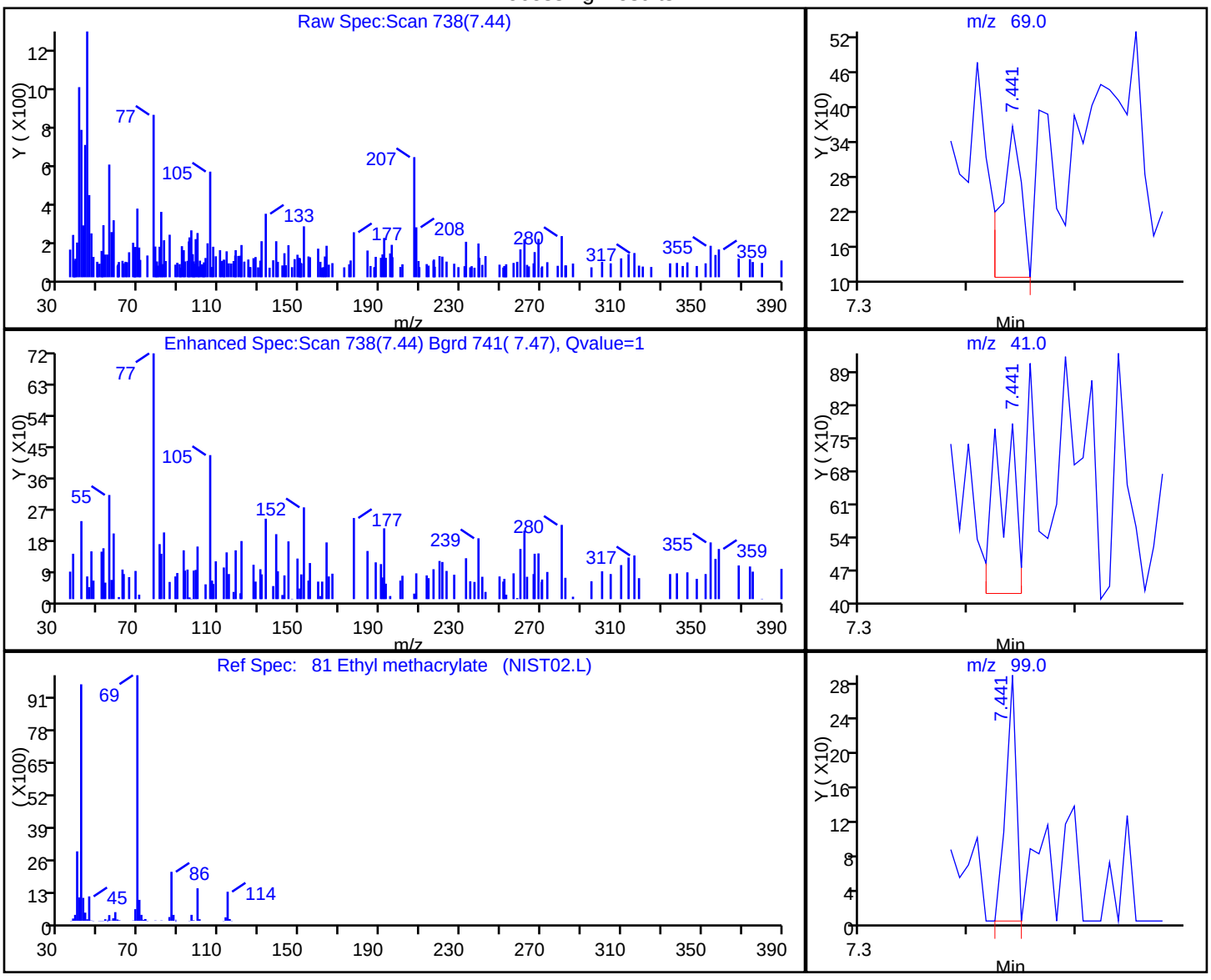

RT	Mass	Response	Amount
7.44	69.00	326	0.084773
7.44	41.00	463	
7.44	99.00	194	

Reviewer: delpolitov, 11-Mar-2018 23:36:23

Audit Action: Marked Compound Undetected Audit Reason: Invalid Compound ID

User Disabled Compound Report

TestAmerica Edison

Data File: \\ChromNA\Edison\ChromData\CVOAMS6\20180309-68530.b\F60569.D
Injection Date: 09-Mar-2018 02:28:30 Instrument ID: CVOAMS6
Lims ID: STD7
Client ID:
Operator ID: ALS Bottle#: 2 Worklist Smp#: 3
Purge Vol: 5.000 mL Dil. Factor: 1.0000
Method: 8260624W6 Limit Group: VOA - 8260C DKQP Water and Solid
Column: Rtx-624 (0.25 mm) Detector MS SCAN

91 Ethylbenzene, CAS: 100-41-4

Processing Results

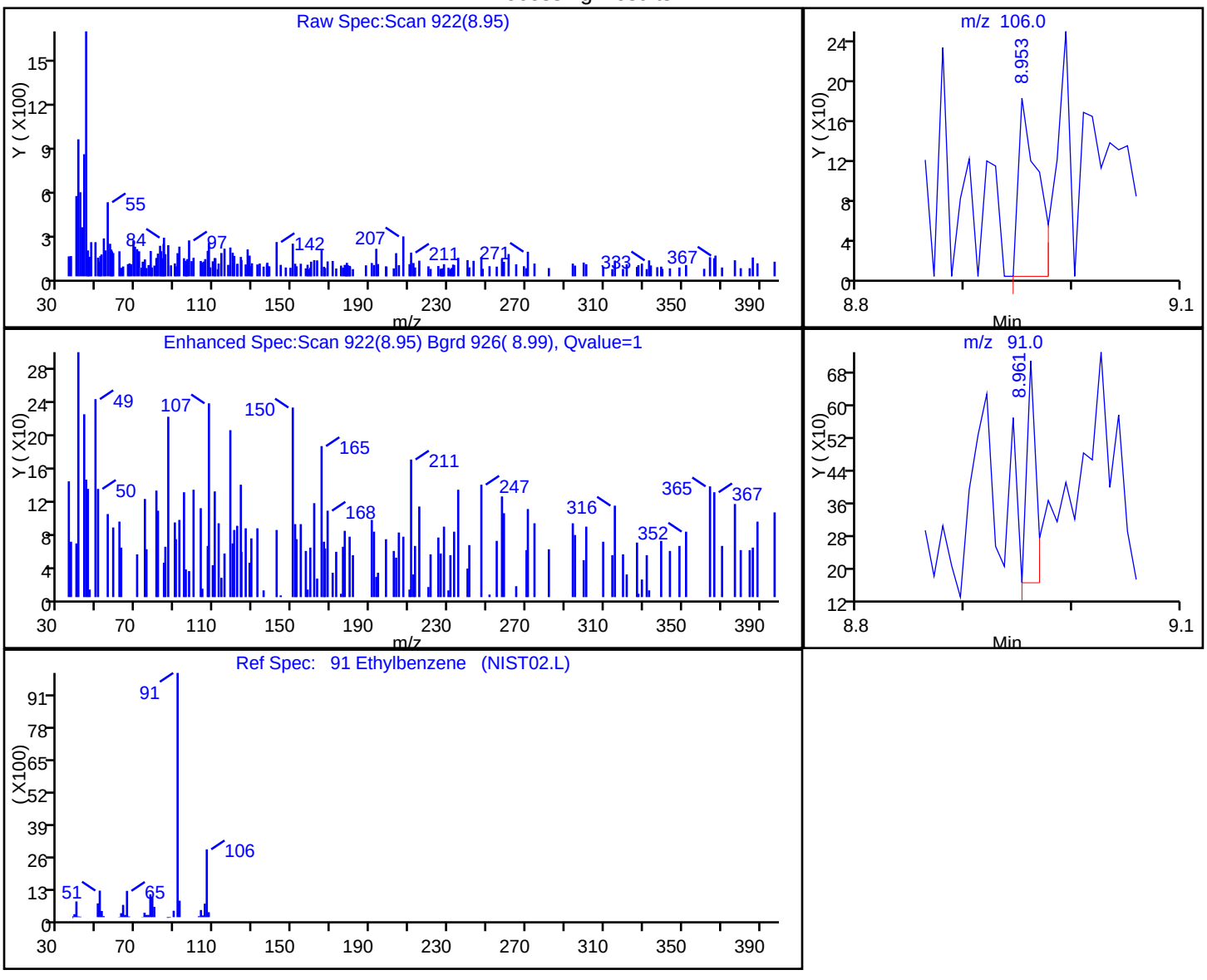

RT	Mass	Response	Amount
8.95	106.00	219	0.040306
8.96	91.00	321	

Reviewer: delpolitov, 11-Mar-2018 23:36:23
Audit Action: Marked Compound Undetected Audit Reason: Invalid Compound ID

User Disabled Compound Report

TestAmerica Edison

Data File:	\\ChromNA\Edison\ChromData\CVOAMS6\20180309-68530.b\F60569.D		
Injection Date:	09-Mar-2018 02:28:30	Instrument ID:	CVOAMS6
Lims ID:	STD7		
Client ID:			
Operator ID:		ALS Bottle#:	2 Worklist Smp#: 3
Purge Vol:	5.000 mL	Dil. Factor:	1.0000
Method:	8260624W6	Limit Group:	VOA - 8260C DKQP Water and Solid
Column:	Rtx-624 (0.25 mm)	Detector	MS SCAN

88 Ethylene Dibromide, CAS: 106-93-4

Processing Results

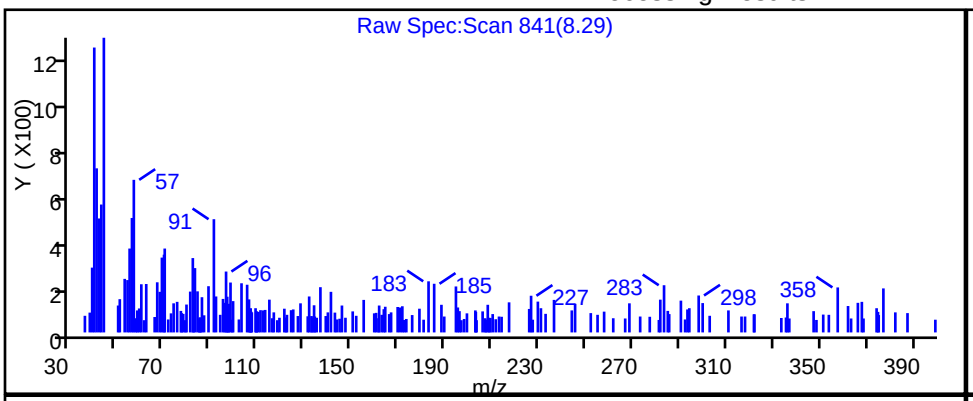

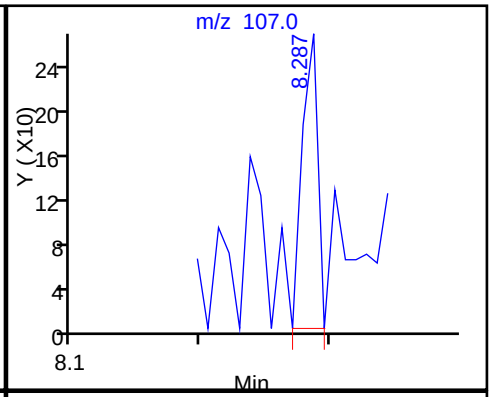

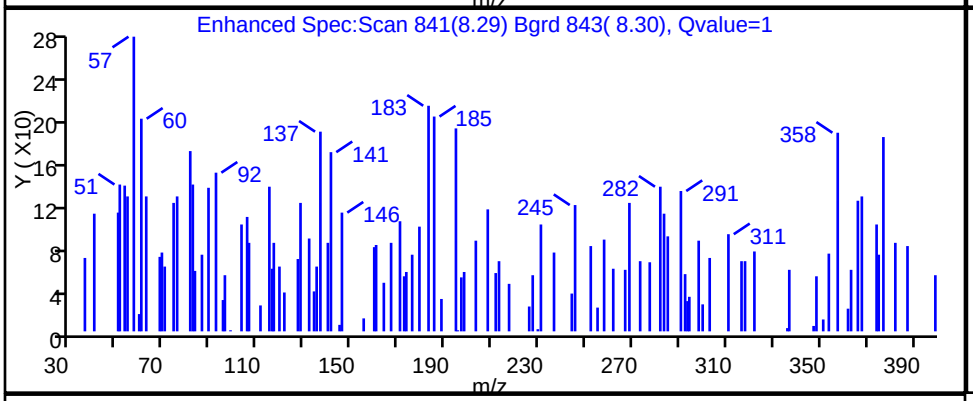

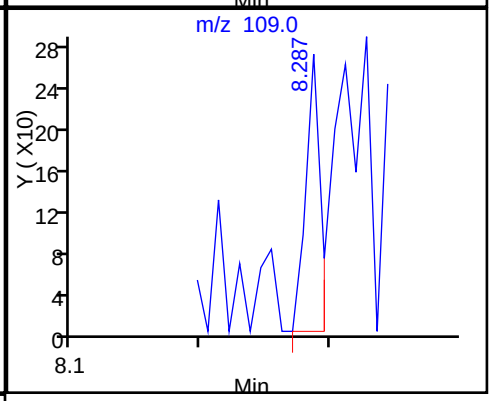

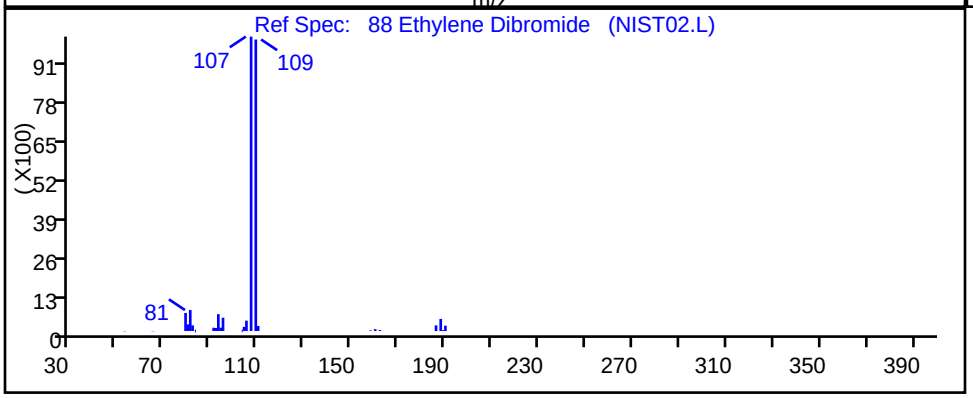

RT	Mass	Response	Amount
8.29	107.00	222	0.068868
8.29	109.00	214	

Reviewer: delpolitov, 11-Mar-2018 23:36:23

Audit Action: Marked Compound Undetected Audit Reason: Invalid Compound ID

User Disabled Compound Report

TestAmerica Edison

Data File:	\\ChromNA\Edison\ChromData\CVOAMS6\20180309-68530.b\F60569.D		
Injection Date:	09-Mar-2018 02:28:30	Instrument ID:	CVOAMS6
Lims ID:	STD7		
Client ID:			
Operator ID:		ALS Bottle#:	2 Worklist Smp#: 3
Purge Vol:	5.000 mL	Dil. Factor:	1.0000
Method:	8260624W6	Limit Group:	VOA - 8260C DKQP Water and Solid
Column:	Rtx-624 (0.25 mm)	Detector	MS SCAN

127 Hexachlorobutadiene, CAS: 87-68-3

Processing Results

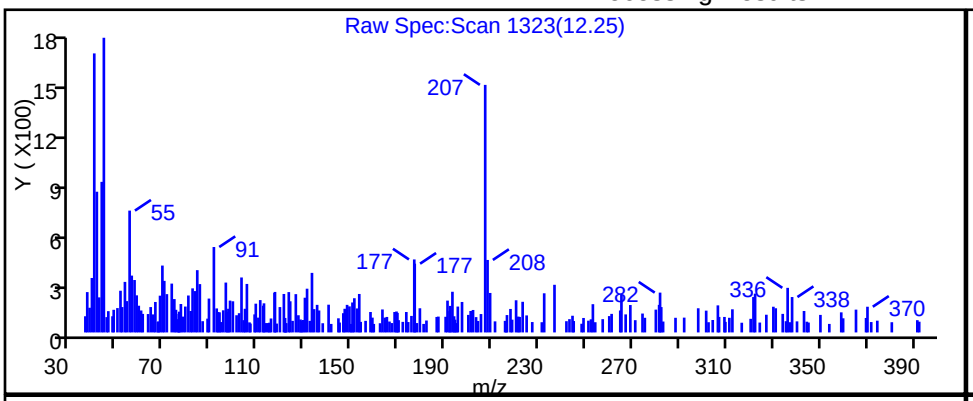

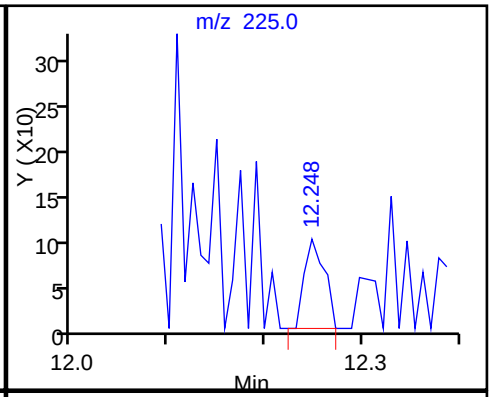

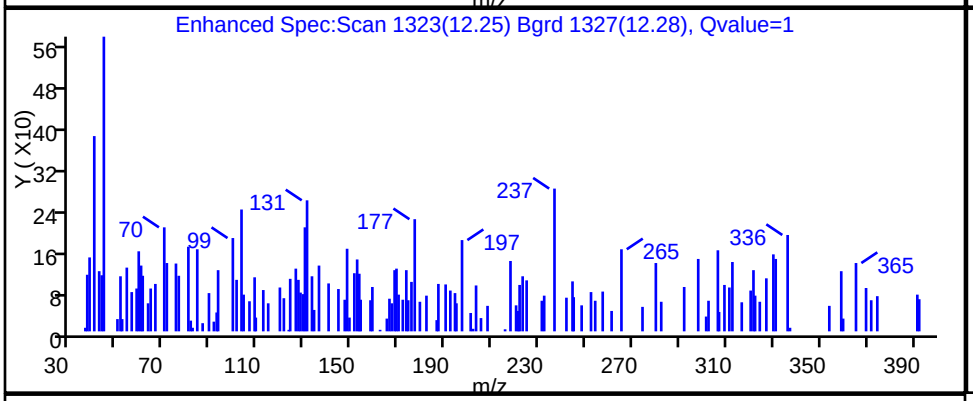

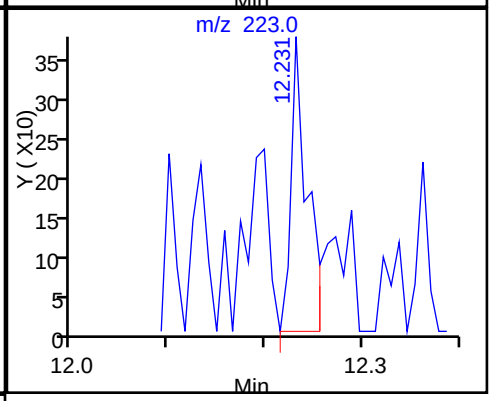

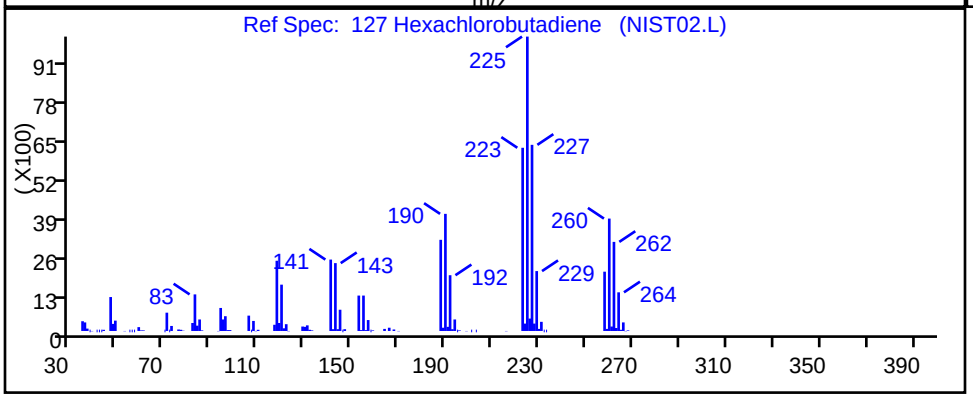

RT	Mass	Response	Amount
12.25	225.00	145	0.038850
12.23	223.00	442	

Reviewer: delpolitov, 11-Mar-2018 23:36:23

Audit Action: Marked Compound Undetected Audit Reason: Invalid Compound ID

User Disabled Compound Report

TestAmerica Edison

Data File:	\\ChromNA\Edison\ChromData\CVOAMS6\20180309-68530.b\F60569.D		
Injection Date:	09-Mar-2018 02:28:30	Instrument ID:	CVOAMS6
Lims ID:	STD7		
Client ID:			
Operator ID:		ALS Bottle#:	2 Worklist Smp#: 3
Purge Vol:	5.000 mL	Dil. Factor:	1.0000
Method:	8260624W6	Limit Group:	VOA - 8260C DKQP Water and Solid
Column:	Rtx-624 (0.25 mm)	Detector	MS SCAN

32 Hexane, CAS: 110-54-3

Processing Results

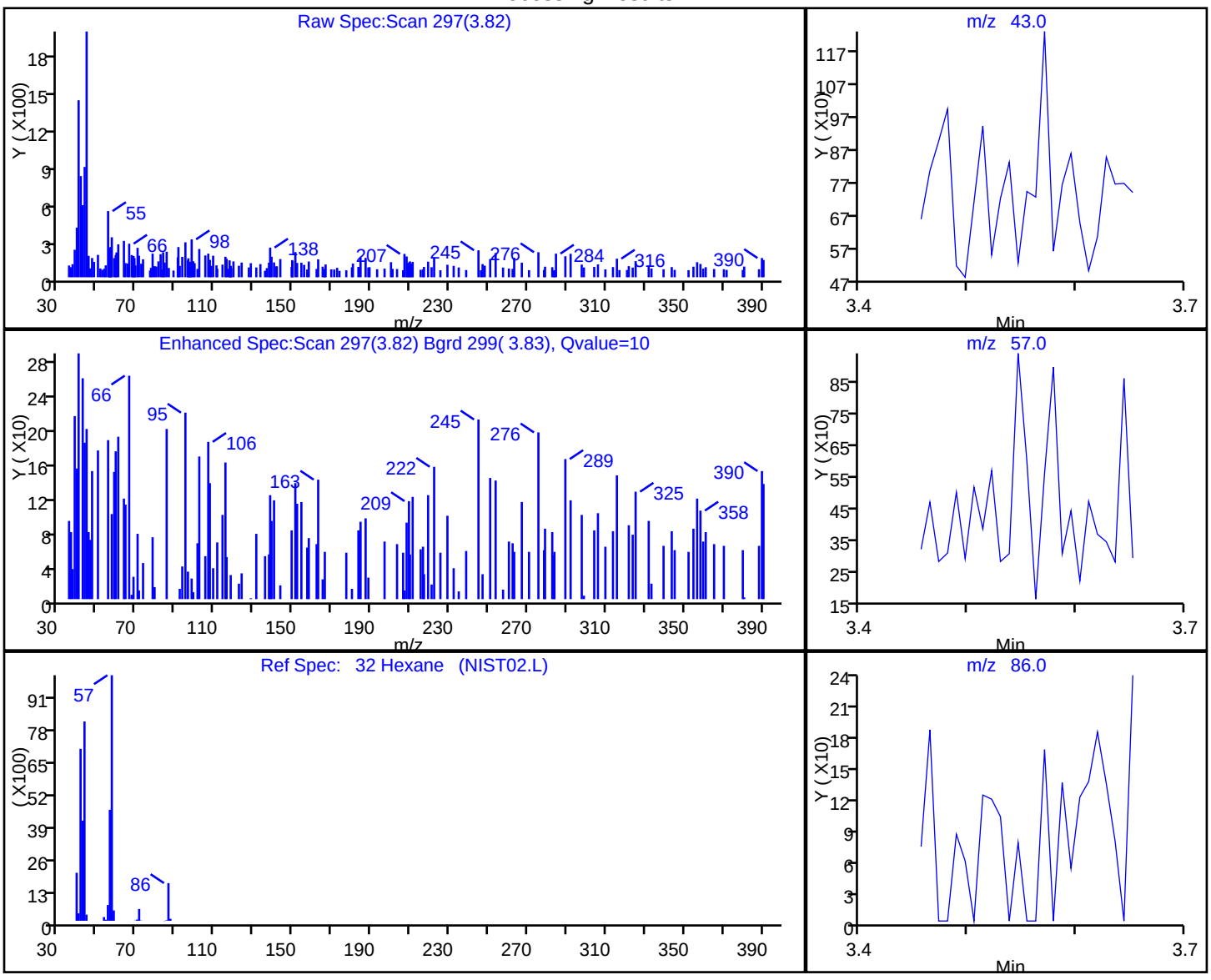

RT	Mass	Response	Amount
3.82	43.00	478	0.161594
3.80	57.00	413	
3.80	86.00	258	
3.82	56.00	589	

Reviewer: delpolitov, 11-Mar-2018 23:36:23

Audit Action: Marked Compound Undetected Audit Reason: Invalid Compound ID

User Disabled Compound Report

TestAmerica Edison

Data File: \\ChromNA\Edison\ChromData\CVOAMS6\20180309-68530.b\F60569.D
Injection Date: 09-Mar-2018 02:28:30 Instrument ID: CVOAMS6
Lims ID: STD7
Client ID:
Operator ID: ALS Bottle#: 2 Worklist Smp#: 3
Purge Vol: 5.000 mL Dil. Factor: 1.0000
Method: 8260624W6 Limit Group: VOA - 8260C DKQP Water and Solid
Column: Rtx-624 (0.25 mm) Detector MS SCAN

19 Iodomethane, CAS: 74-88-4

Processing Results

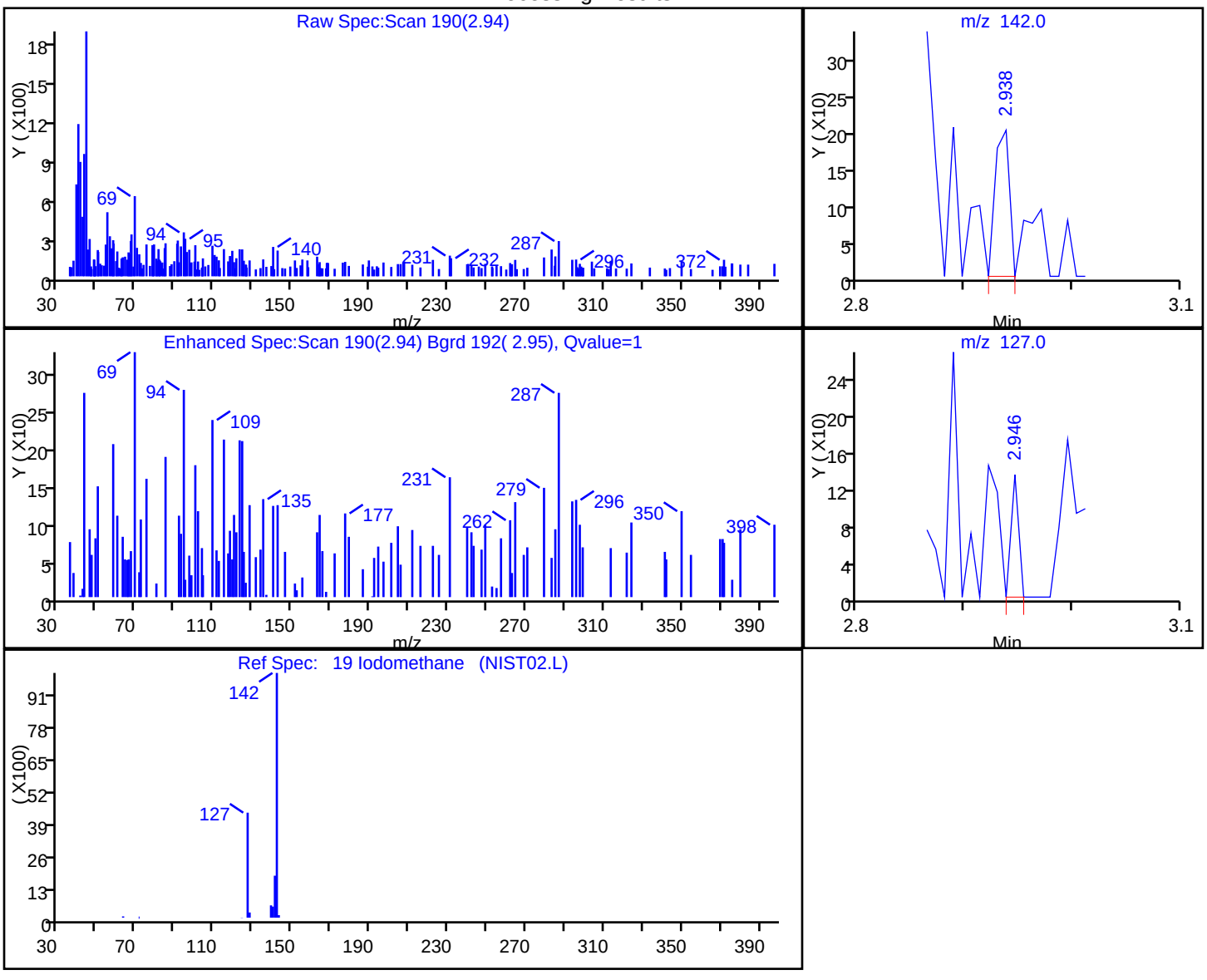

RT	Mass	Response	Amount
2.94	142.00	183	0.023354
2.95	127.00	66	

Reviewer: delpolitov, 11-Mar-2018 23:36:23
Audit Action: Marked Compound Undetected Audit Reason: Invalid Compound ID

User Disabled Compound Report

TestAmerica Edison

Data File: \\ChromNA\Edison\ChromData\CVOAMS6\20180309-68530.b\F60569.D
Injection Date: 09-Mar-2018 02:28:30 Instrument ID: CVOAMS6
Lims ID: STD7
Client ID:
Operator ID: ALS Bottle#: 2 Worklist Smp#: 3
Purge Vol: 5.000 mL Dil. Factor: 1.0000
Method: 8260624W6 Limit Group: VOA - 8260C DKQP Water and Solid
Column: Rtx-624 (0.25 mm) Detector MS SCAN

54 Isobutyl alcohol, CAS: 78-83-1

Processing Results

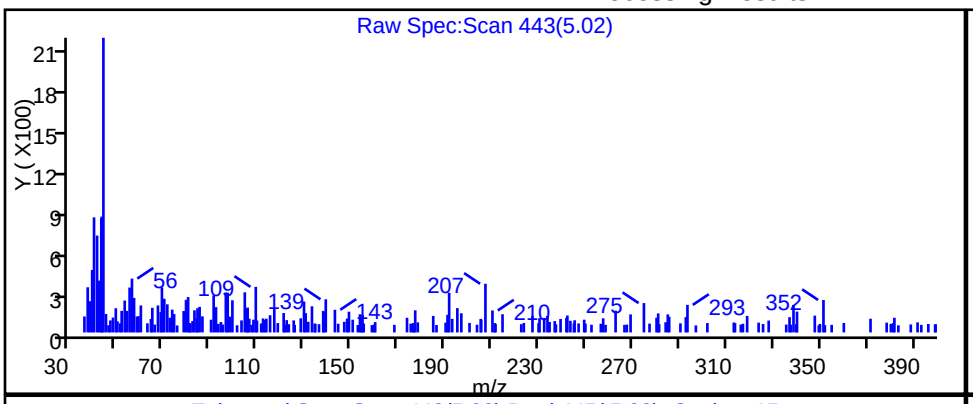

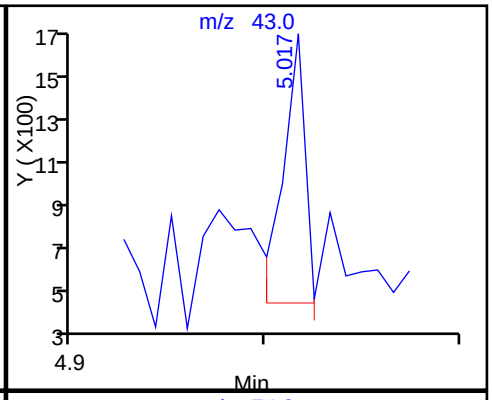

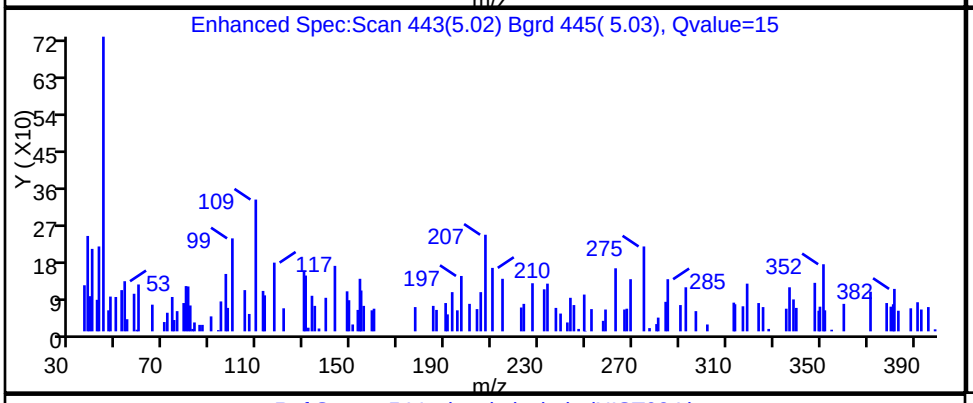

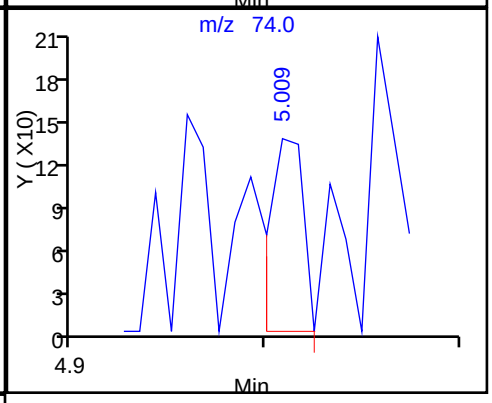

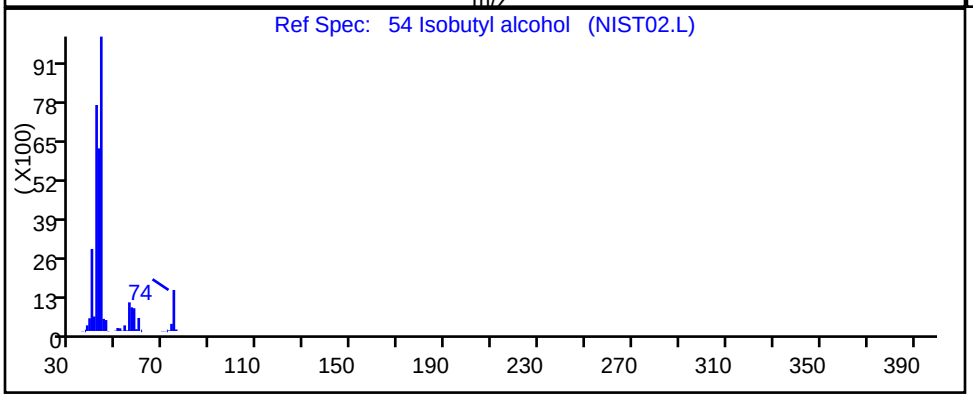

RT	Mass	Response	Amount
5.02	43.00	943	8.360401
5.01	74.00	166	

Reviewer: delpolitov, 11-Mar-2018 23:36:23
Audit Action: Marked Compound Undetected Audit Reason: Invalid Compound ID

User Disabled Compound Report

TestAmerica Edison

Data File:	\\ChromNA\Edison\ChromData\CVOAMS6\20180309-68530.b\F60569.D		
Injection Date:	09-Mar-2018 02:28:30	Instrument ID:	CVOAMS6
Lims ID:	STD7		
Client ID:			
Operator ID:		ALS Bottle#:	2 Worklist Smp#: 3
Purge Vol:	5.000 mL	Dil. Factor:	1.0000
Method:	8260624W6	Limit Group:	VOA - 8260C DKQP Water and Solid
Column:	Rtx-624 (0.25 mm)	Detector	MS SCAN

57 Isopropyl acetate, CAS: 108-21-4

Processing Results

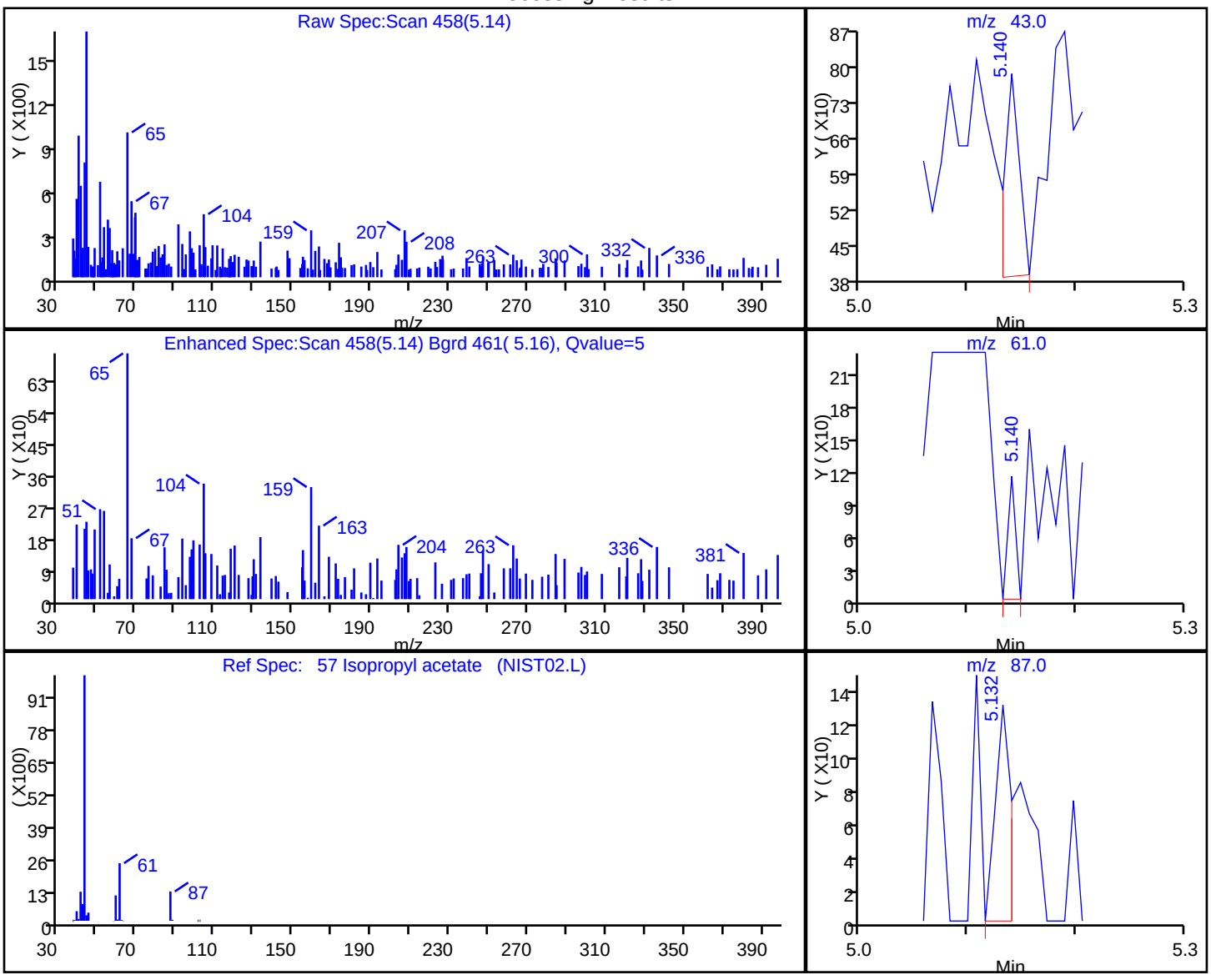

RT	Mass	Response	Amount
5.14	43.00	372	0.040291
5.14	61.00	57	
5.13	87.00	131	

Reviewer: delpolitov, 11-Mar-2018 23:36:23

Audit Action: Marked Compound Undetected Audit Reason: Invalid Compound ID

User Disabled Compound Report

TestAmerica Edison

Data File: \\ChromNA\Edison\ChromData\CVOAMS6\20180309-68530.b\F60569.D
Injection Date: 09-Mar-2018 02:28:30 Instrument ID: CVOAMS6
Lims ID: STD7
Client ID:
Operator ID: ALS Bottle#: 2 Worklist Smp#: 3
Purge Vol: 5.000 mL Dil. Factor: 1.0000
Method: 8260624W6 Limit Group: VOA - 8260C DKQP Water and Solid
Column: Rtx-624 (0.25 mm) Detector MS SCAN

20 Isopropyl alcohol, CAS: 67-63-0

Processing Results

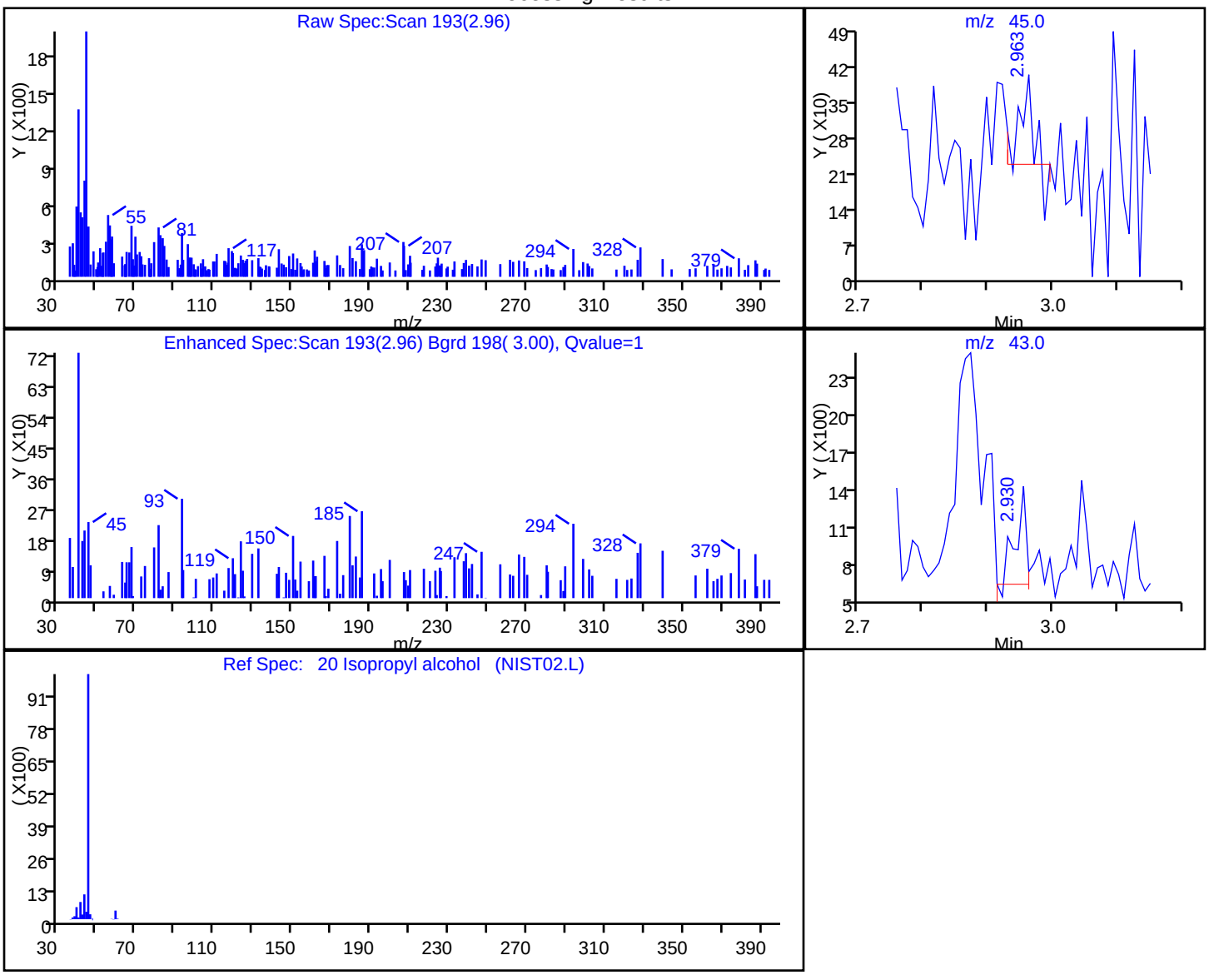

RT	Mass	Response	Amount
2.96	45.00	192	0.935497
2.93	43.00	843	

Reviewer: delpolitov, 11-Mar-2018 23:36:23
Audit Action: Marked Compound Undetected Audit Reason: Invalid Compound ID

User Disabled Compound Report

TestAmerica Edison

Data File: \\ChromNA\Edison\ChromData\CVOAMS6\20180309-68530.b\F60569.D
Injection Date: 09-Mar-2018 02:28:30 Instrument ID: CVOAMS6
Lims ID: STD7
Client ID:
Operator ID: ALS Bottle#: 2 Worklist Smp#: 3
Purge Vol: 5.000 mL Dil. Factor: 1.0000
Method: 8260624W6 Limit Group: VOA - 8260C DKQP Water and Solid
Column: Rtx-624 (0.25 mm) Detector MS SCAN

33 Isopropyl ether, CAS: 108-20-3

Processing Results

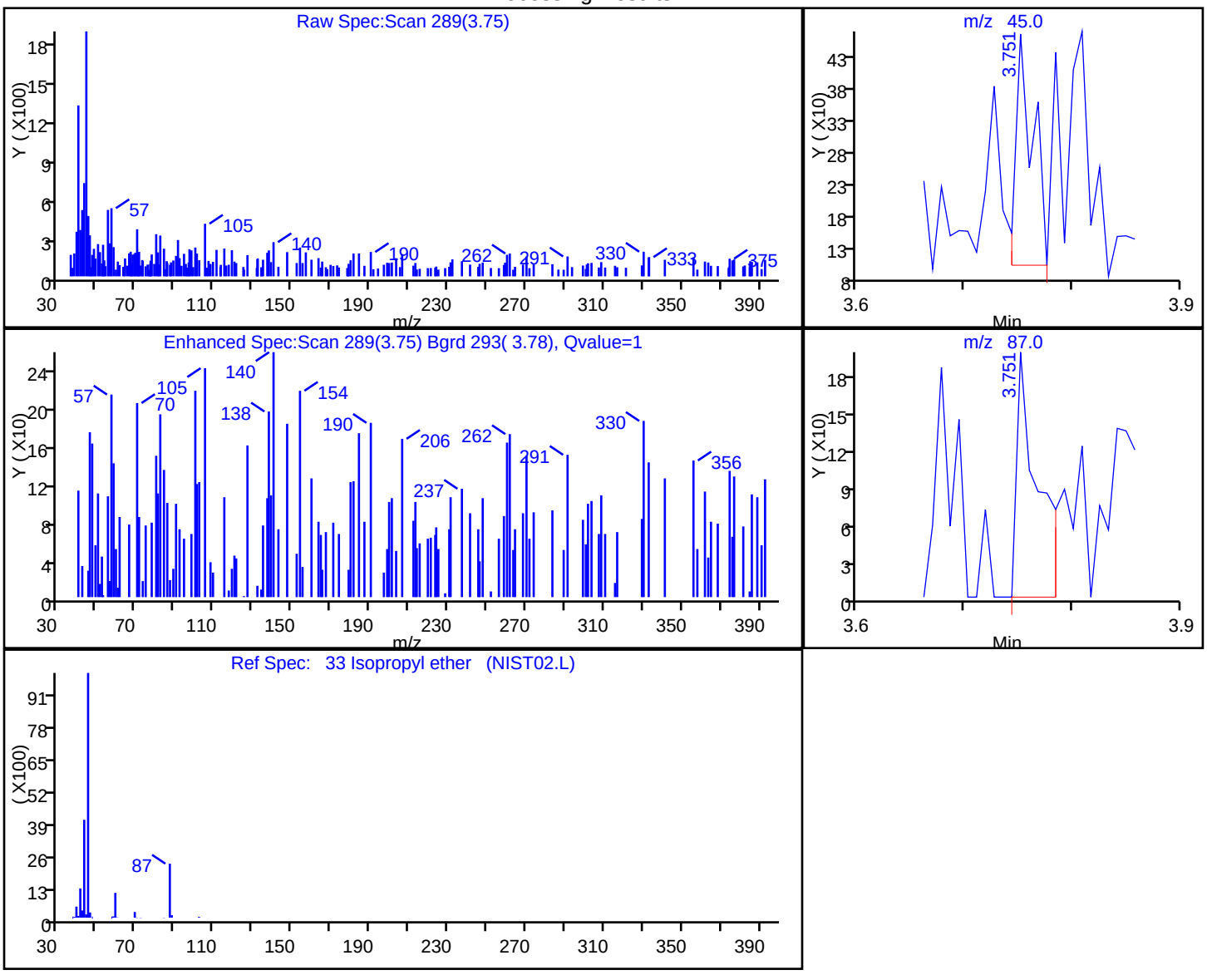

RT	Mass	Response	Amount
3.75	45.00	395	0.035530
3.75	87.00	260	

Reviewer: delpolitov, 11-Mar-2018 23:36:23
Audit Action: Marked Compound Undetected Audit Reason: Invalid Compound ID

User Disabled Compound Report

TestAmerica Edison

Data File: \\ChromNA\Edison\ChromData\CVOAMS6\20180309-68530.b\F60569.D
Injection Date: 09-Mar-2018 02:28:30 Instrument ID: CVOAMS6
Lims ID: STD7
Client ID:
Operator ID: ALS Bottle#: 2 Worklist Smp#: 3
Purge Vol: 5.000 mL Dil. Factor: 1.0000
Method: 8260624W6 Limit Group: VOA - 8260C DKQP Water and Solid
Column: Rtx-624 (0.25 mm) Detector MS SCAN

99 Isopropylbenzene, CAS: 98-82-8

Processing Results

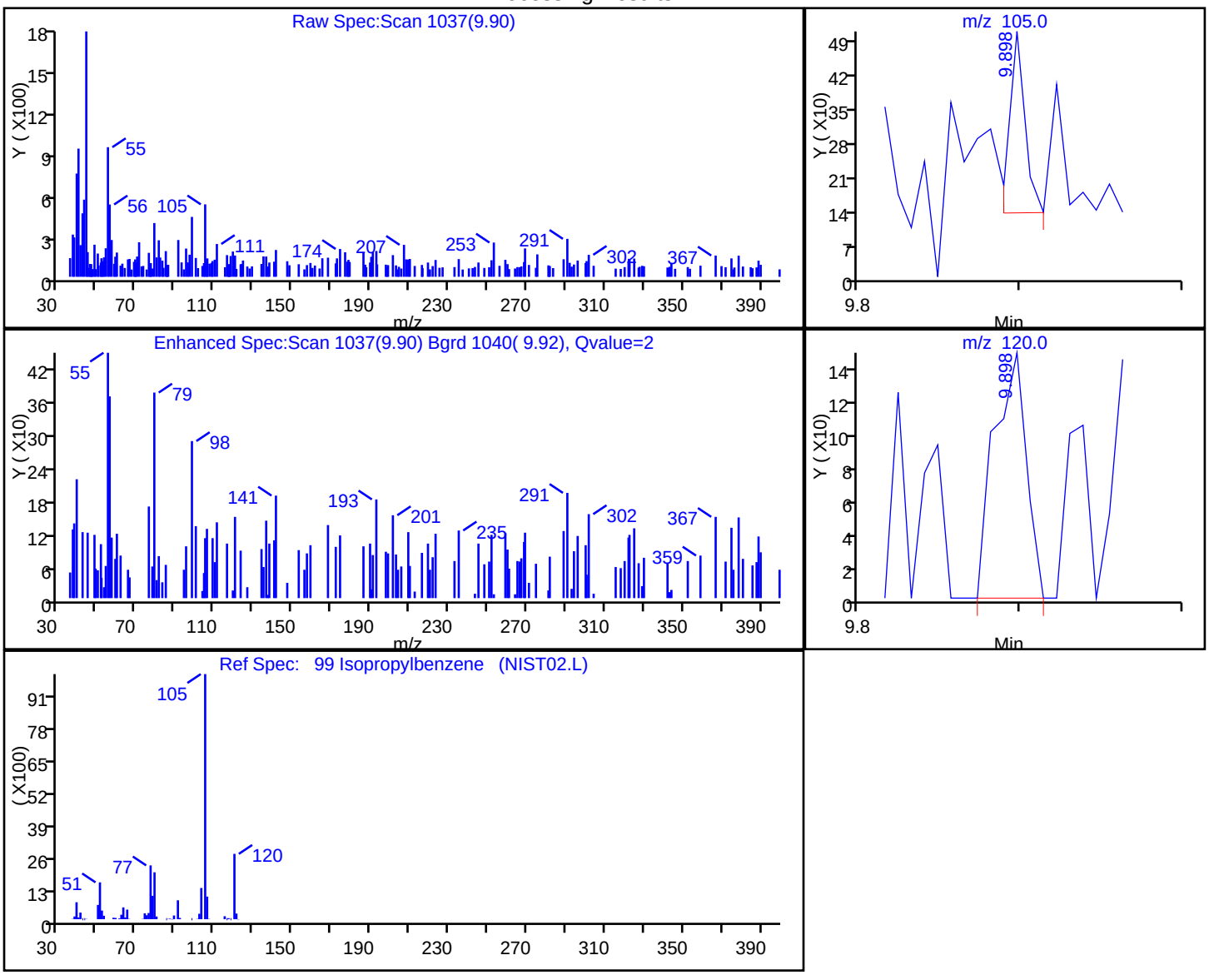

RT	Mass	Response	Amount
9.90	105.00	250	0.013739
9.90	120.00	206	

Reviewer: delpolitov, 11-Mar-2018 23:36:23
Audit Action: Marked Compound Undetected Audit Reason: Invalid Compound ID

User Disabled Compound Report

TestAmerica Edison

Data File:	\\ChromNA\Edison\ChromData\CVOAMS6\20180309-68530.b\F60569.D		
Injection Date:	09-Mar-2018 02:28:30	Instrument ID:	CVOAMS6
Lims ID:	STD7		
Client ID:			
Operator ID:		ALS Bottle#:	2 Worklist Smp#: 3
Purge Vol:	5.000 mL	Dil. Factor:	1.0000
Method:	8260624W6	Limit Group:	VOA - 8260C DKQP Water and Solid
Column:	Rtx-624 (0.25 mm)	Detector	MS SCAN

93 m-Xylene & p-Xylene, CAS: 179601-23-1

Processing Results

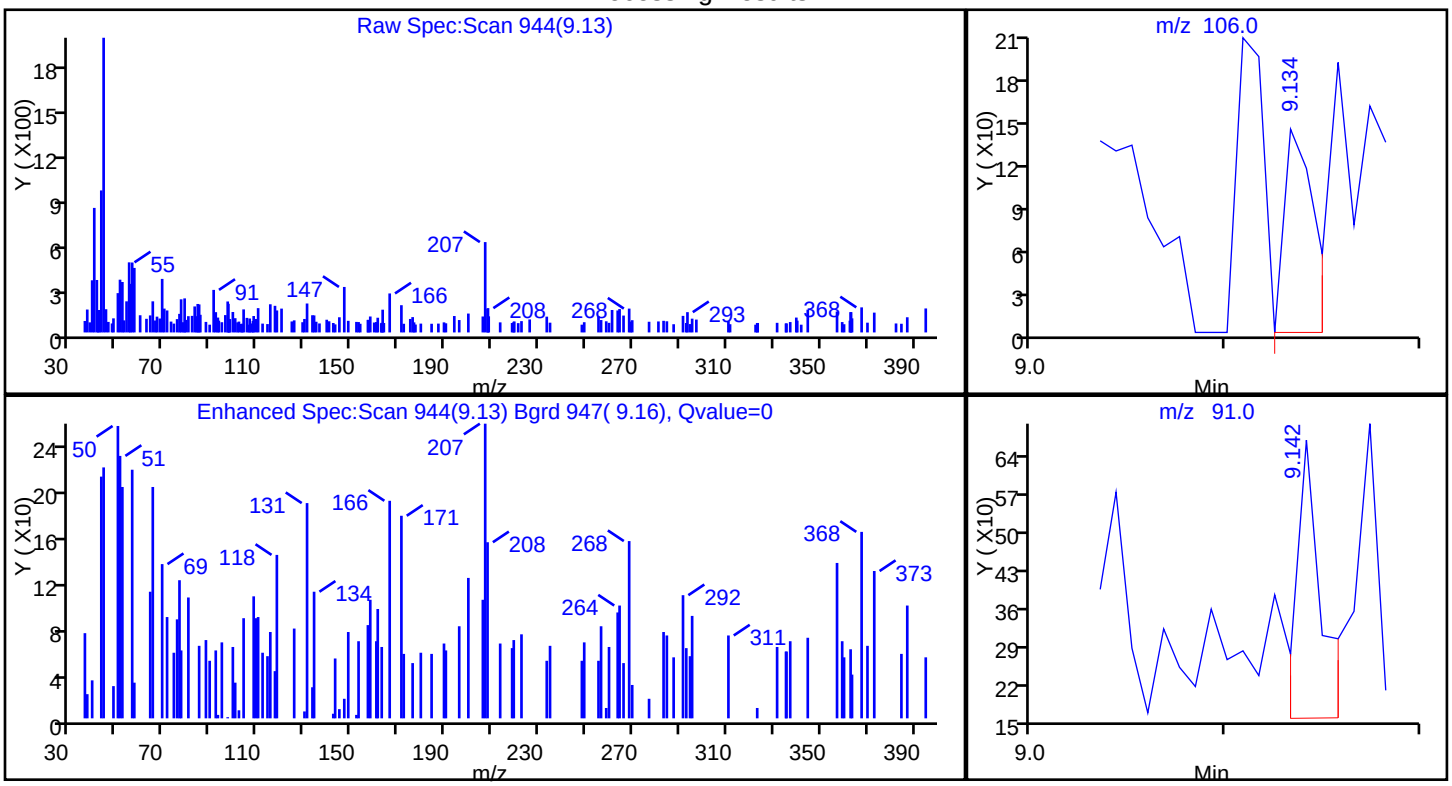

RT	Mass	Response	Amount
9.13	106.00	151	0.021879
9.14	91.00	453	

Reviewer: delpolitov, 11-Mar-2018 23:36:23

Audit Action: Marked Compound Undetected Audit Reason: Invalid Compound ID

User Disabled Compound Report

TestAmerica Edison

Data File: \\ChromNA\Edison\ChromData\CVOAMS6\20180309-68530.b\F60569.D
Injection Date: 09-Mar-2018 02:28:30 Instrument ID: CVOAMS6
Lims ID: STD7
Client ID:
Operator ID: ALS Bottle#: 2 Worklist Smp#: 3
Purge Vol: 5.000 mL Dil. Factor: 1.0000
Method: 8260624W6 Limit Group: VOA - 8260C DKQP Water and Solid
Column: Rtx-624 (0.25 mm) Detector MS SCAN

47 Methacrylonitrile, CAS: 126-98-7

Processing Results

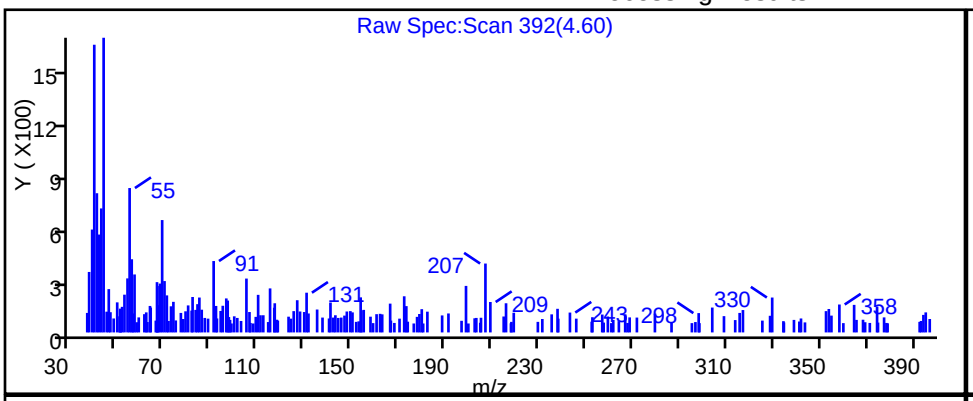

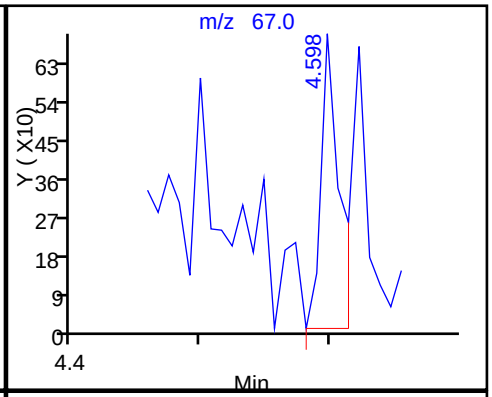

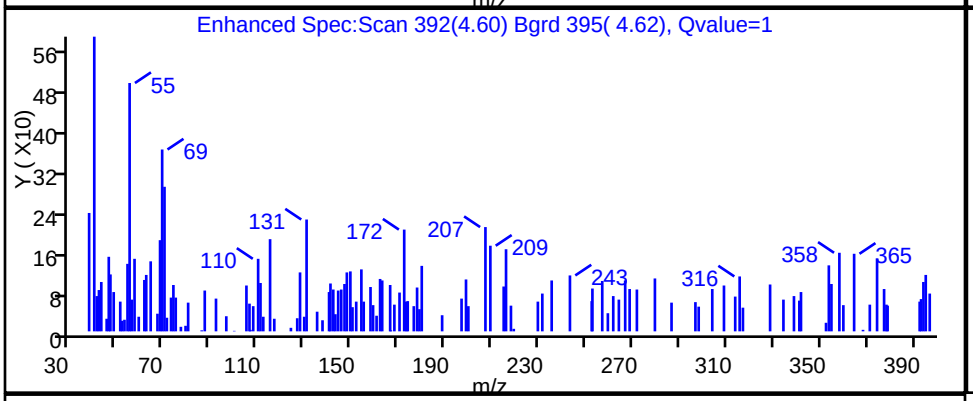

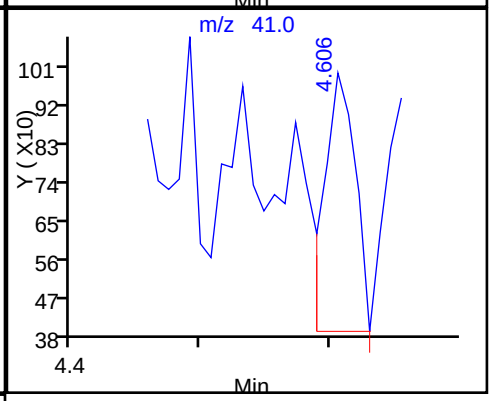

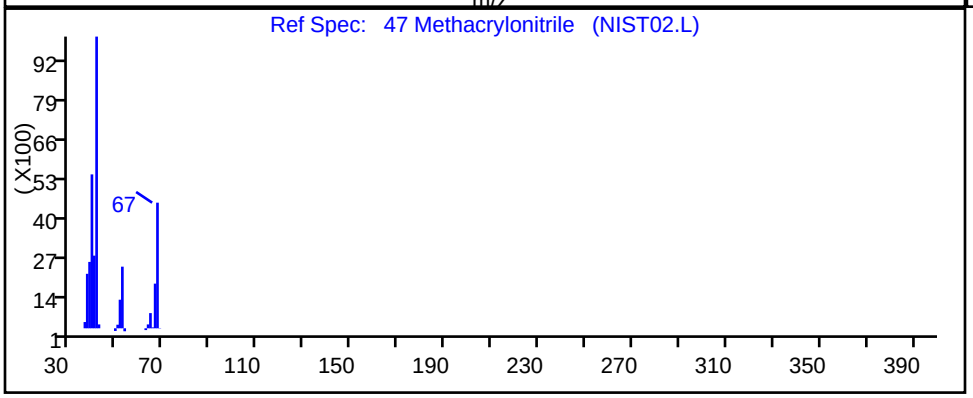

RT	Mass	Response	Amount
4.60	67.00	691	0.629231
4.61	41.00	1005	

Reviewer: delpolitov, 11-Mar-2018 23:36:23
Audit Action: Marked Compound Undetected Audit Reason: Invalid Compound ID

User Disabled Compound Report

TestAmerica Edison

Data File: \\ChromNA\Edison\ChromData\CVOAMS6\20180309-68530.b\F60569.D
Injection Date: 09-Mar-2018 02:28:30 Instrument ID: CVOAMS6
Lims ID: STD7
Client ID:
Operator ID: ALS Bottle#: 2 Worklist Smp#: 3
Purge Vol: 5.000 mL Dil. Factor: 1.0000
Method: 8260624W6 Limit Group: VOA - 8260C DKQP Water and Solid
Column: Rtx-624 (0.25 mm) Detector MS SCAN

24 Methyl acetate, CAS: 79-20-9

Processing Results

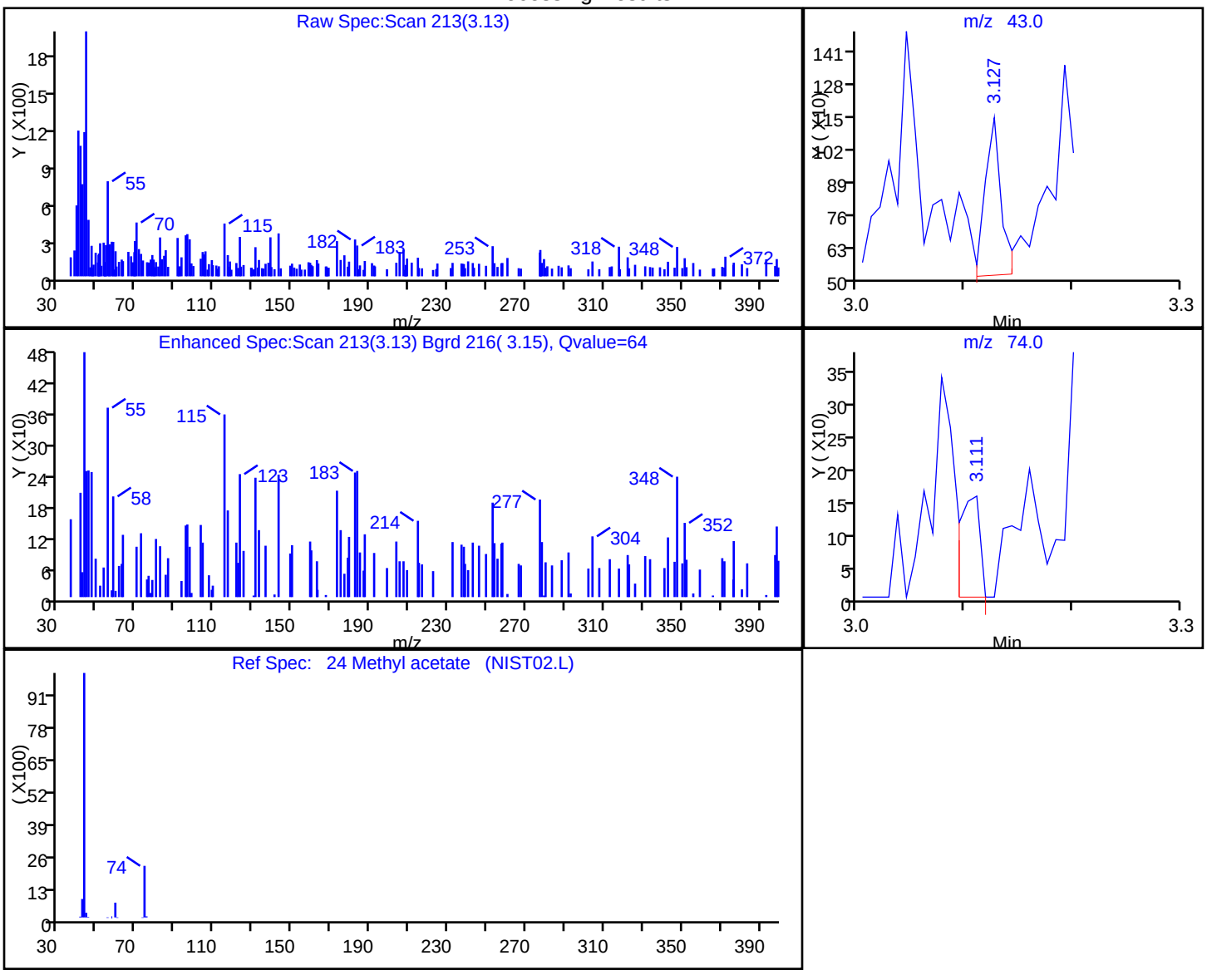

RT	Mass	Response	Amount
3.13	43.00	663	0.294614
3.11	74.00	203	

Reviewer: delpolitov, 11-Mar-2018 23:36:23
Audit Action: Marked Compound Undetected Audit Reason: Invalid Compound ID

User Disabled Compound Report

TestAmerica Edison

Data File: \\ChromNA\Edison\ChromData\CVOAMS6\20180309-68530.b\F60569.D
Injection Date: 09-Mar-2018 02:28:30 Instrument ID: CVOAMS6
Lims ID: STD7
Client ID:
Operator ID: ALS Bottle#: 2 Worklist Smp#: 3
Purge Vol: 5.000 mL Dil. Factor: 1.0000
Method: 8260624W6 Limit Group: VOA - 8260C DKQP Water and Solid
Column: Rtx-624 (0.25 mm) Detector MS SCAN

43 Methyl acrylate, CAS: 96-33-3

Processing Results

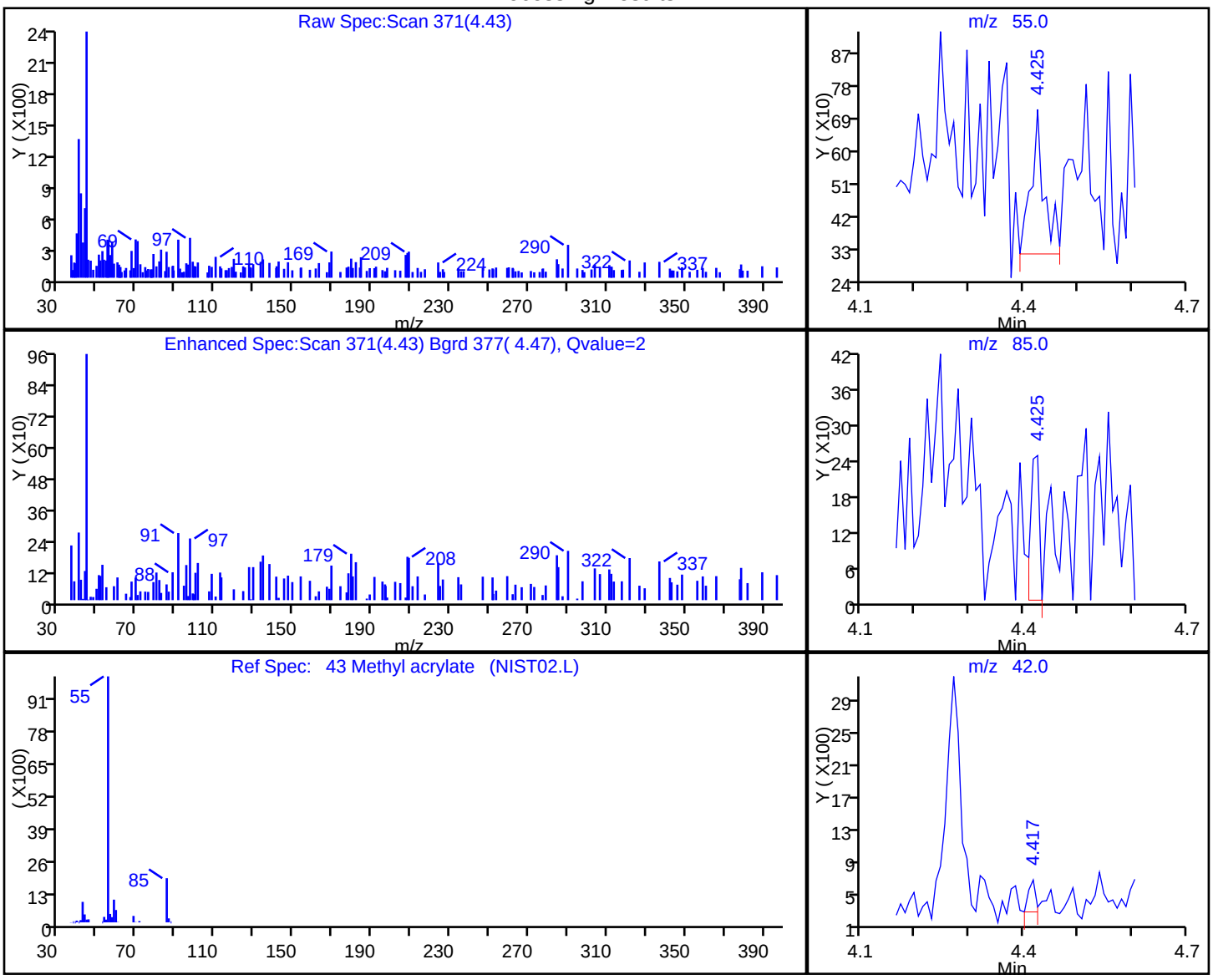

RT	Mass	Response	Amount
4.43	55.00	673	0.248448
4.43	85.00	274	
4.42	42.00	359	

Reviewer: delpolitov, 11-Mar-2018 23:36:23
Audit Action: Marked Compound Undetected Audit Reason: Invalid Compound ID

User Disabled Compound Report

TestAmerica Edison

Data File: \\ChromNA\Edison\ChromData\CVOAMS6\20180309-68530.b\F60569.D
Injection Date: 09-Mar-2018 02:28:30 Instrument ID: CVOAMS6
Lims ID: STD7
Client ID:
Operator ID: ALS Bottle#: 2 Worklist Smp#: 3
Purge Vol: 5.000 mL Dil. Factor: 1.0000
Method: 8260624W6 Limit Group: VOA - 8260C DKQP Water and Solid
Column: Rtx-624 (0.25 mm) Detector MS SCAN

68 Methyl methacrylate, CAS: 80-62-6

Processing Results

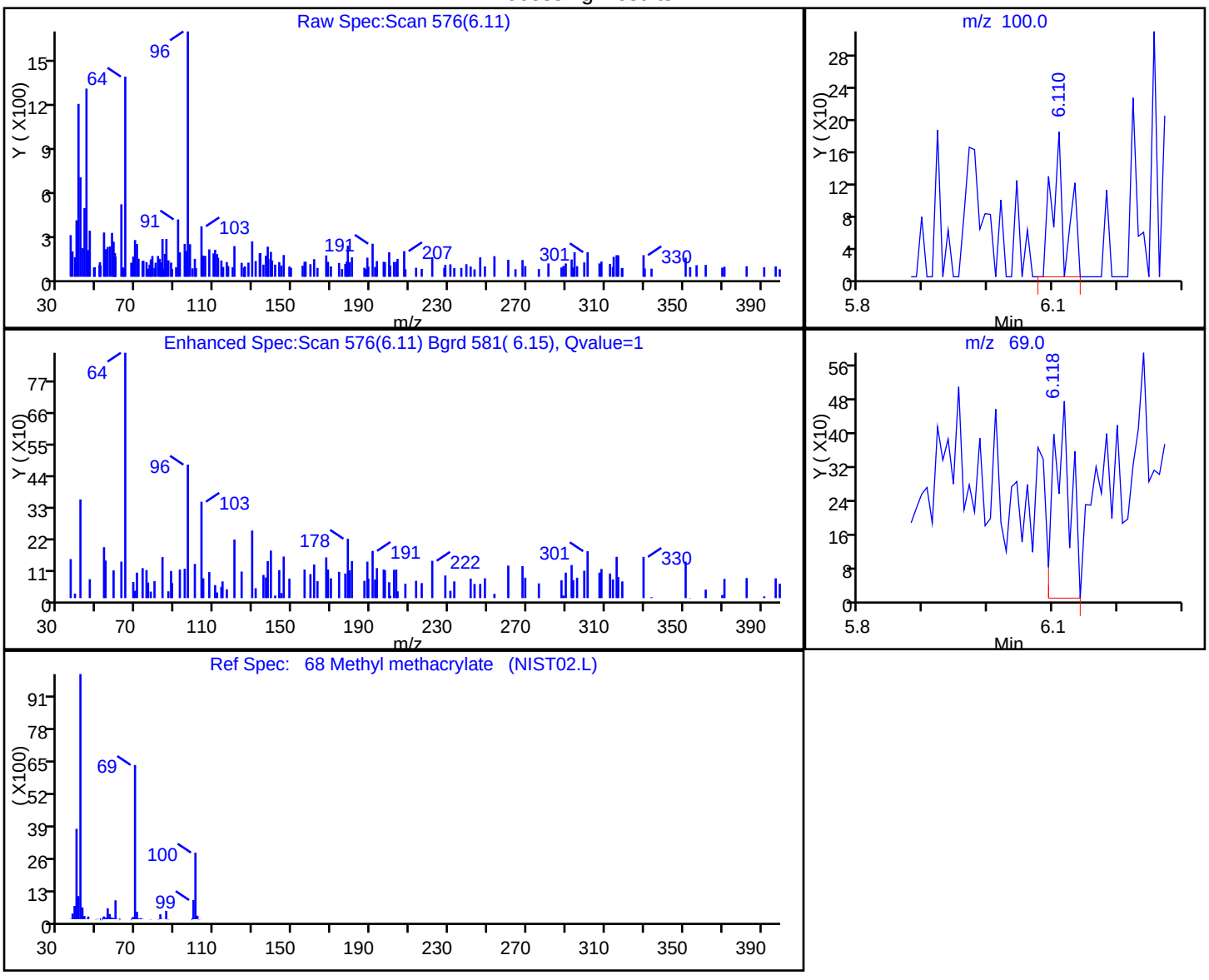

RT	Mass	Response	Amount
6.11	100.00	267	0.319229
6.12	69.00	812	

Reviewer: delpolitov, 11-Mar-2018 23:36:23
Audit Action: Marked Compound Undetected Audit Reason: Invalid Compound ID

User Disabled Compound Report

TestAmerica Edison

Data File: \\ChromNA\Edison\ChromData\CVOAMS6\20180309-68530.b\F60569.D
Injection Date: 09-Mar-2018 02:28:30 Instrument ID: CVOAMS6
Lims ID: STD7
Client ID:
Operator ID: ALS Bottle#: 2 Worklist Smp#: 3
Purge Vol: 5.000 mL Dil. Factor: 1.0000
Method: 8260624W6 Limit Group: VOA - 8260C DKQP Water and Solid
Column: Rtx-624 (0.25 mm) Detector MS SCAN

29 Methyl tert-butyl ether, CAS: 1634-04-4

Processing Results

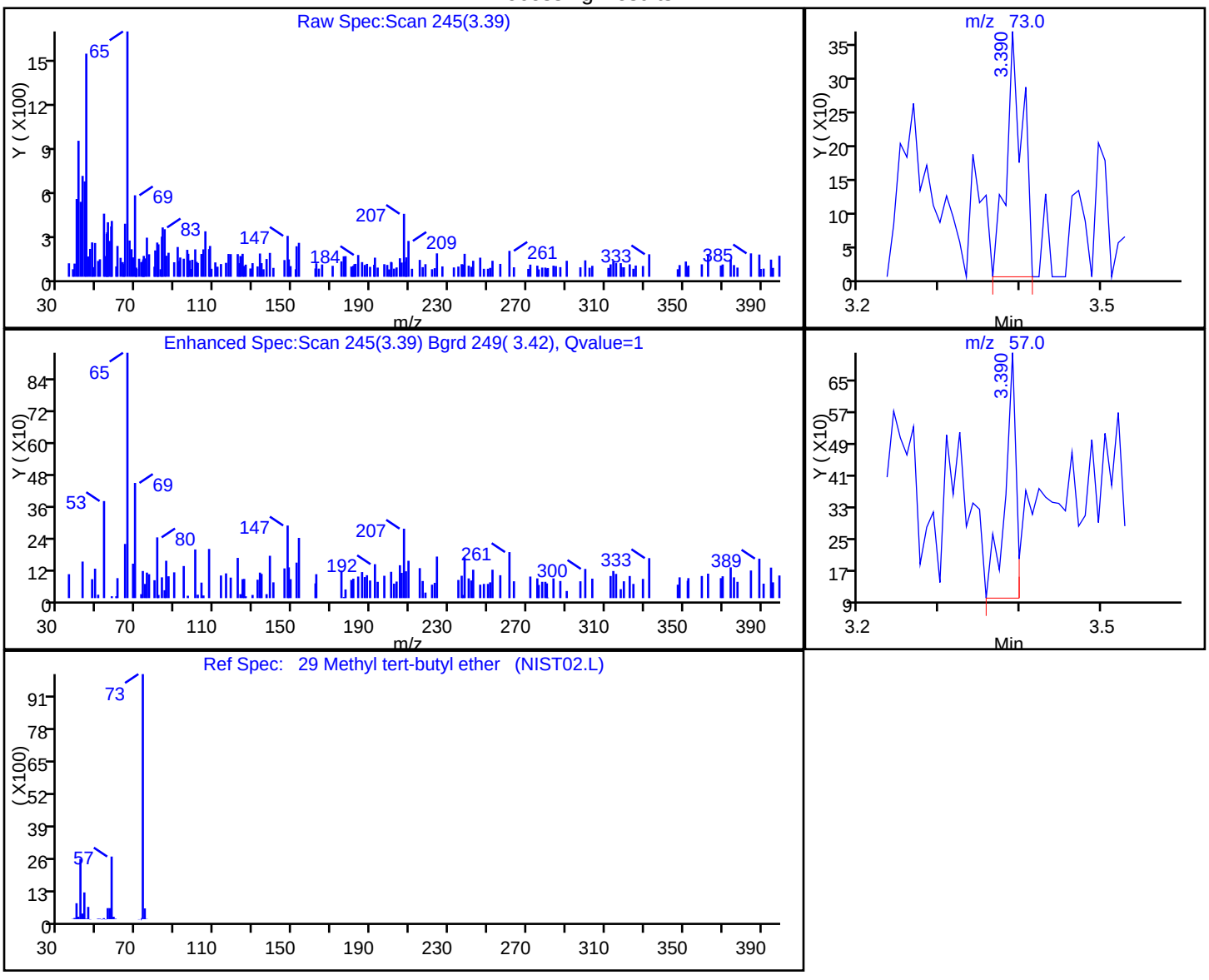

RT	Mass	Response	Amount
3.39	73.00	510	0.049754
3.39	57.00	605	

Reviewer: delpolitov, 11-Mar-2018 23:36:23
Audit Action: Marked Compound Undetected Audit Reason: Invalid Compound ID

User Disabled Compound Report

TestAmerica Edison

Data File: \\ChromNA\Edison\ChromData\CVOAMS6\20180309-68530.b\F60569.D
Injection Date: 09-Mar-2018 02:28:30 Instrument ID: CVOAMS6
Lims ID: STD7
Client ID:
Operator ID: ALS Bottle#: 2 Worklist Smp#: 3
Purge Vol: 5.000 mL Dil. Factor: 1.0000
Method: 8260624W6 Limit Group: VOA - 8260C DKQP Water and Solid
Column: Rtx-624 (0.25 mm) Detector MS SCAN

64 Methylcyclohexane, CAS: 108-87-2

Processing Results

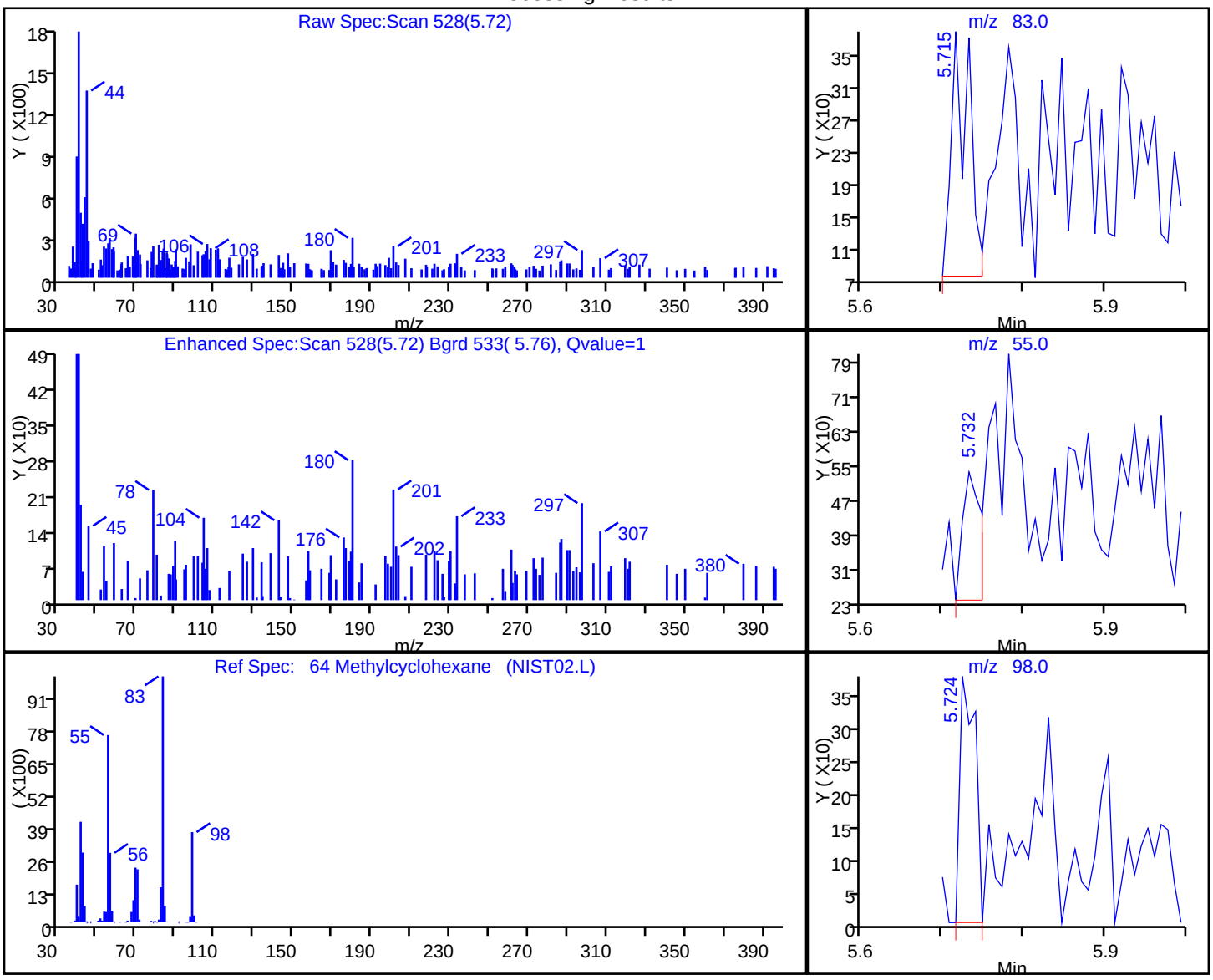

RT	Mass	Response	Amount
5.72	83.00	467	0.075357
5.73	55.00	455	
5.72	98.00	497	

Reviewer: delpolitov, 11-Mar-2018 23:36:23
Audit Action: Marked Compound Undetected Audit Reason: Invalid Compound ID

User Disabled Compound Report

TestAmerica Edison

Data File: \\ChromNA\Edison\ChromData\CVOAMS6\20180309-68530.b\F60569.D
Injection Date: 09-Mar-2018 02:28:30 Instrument ID: CVOAMS6
Lims ID: STD7
Client ID:
Operator ID: ALS Bottle#: 2 Worklist Smp#: 3
Purge Vol: 5.000 mL Dil. Factor: 1.0000
Method: 8260624W6 Limit Group: VOA - 8260C DKQP Water and Solid
Column: Rtx-624 (0.25 mm) Detector MS SCAN

27 Methylene Chloride, CAS: 75-09-2

Processing Results

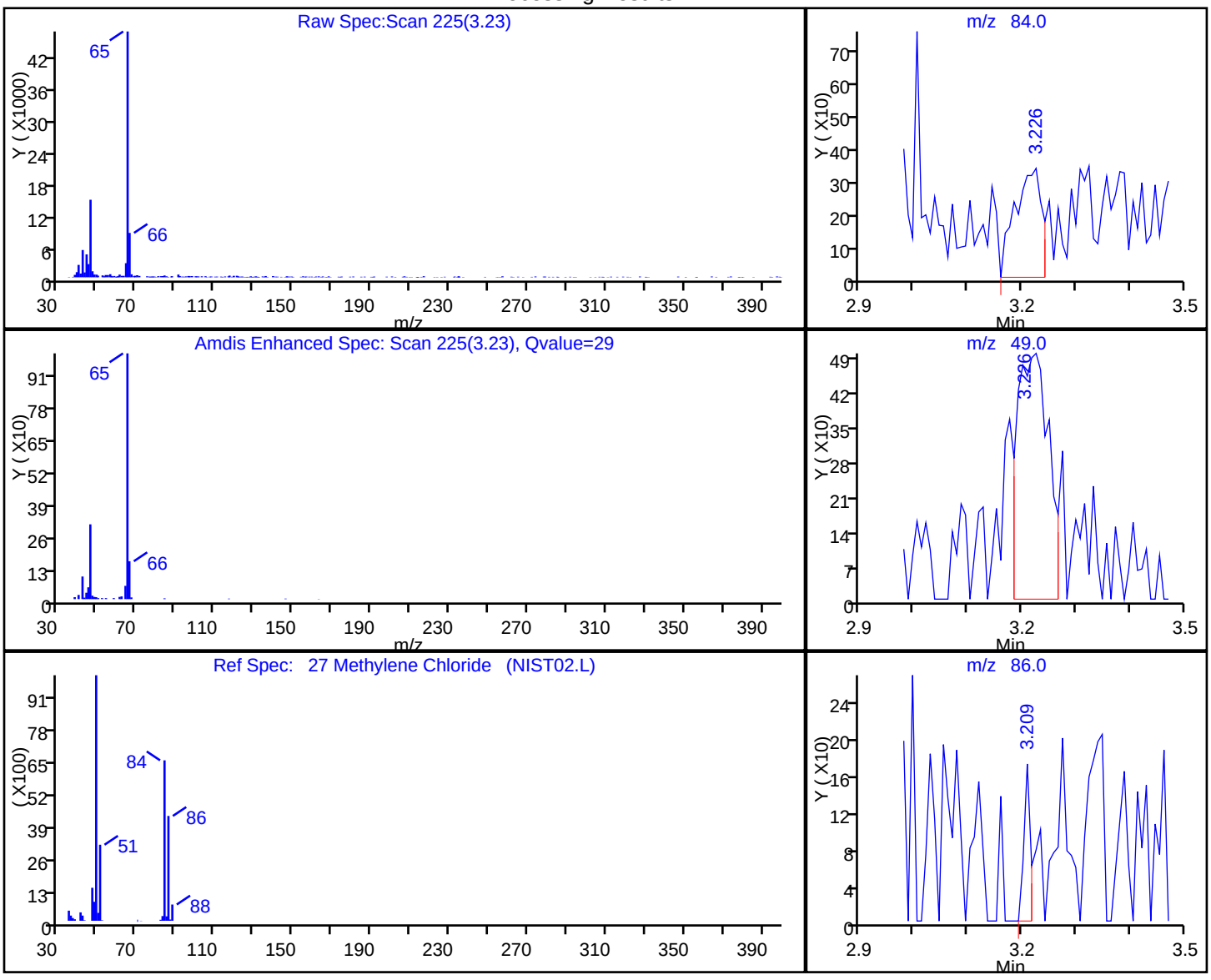

RT	Mass	Response	Amount
3.23	84.00	1159	0.288465
3.23	49.00	2043	
3.21	86.00	144	

Reviewer: delpolitov, 11-Mar-2018 23:36:23
Audit Action: Marked Compound Undetected Audit Reason: Invalid Compound ID

User Disabled Compound Report

TestAmerica Edison

Data File: \\ChromNA\Edison\ChromData\CVOAMS6\20180309-68530.b\F60569.D
Injection Date: 09-Mar-2018 02:28:30 Instrument ID: CVOAMS6
Lims ID: STD7
Client ID:
Operator ID: ALS Bottle#: 2 Worklist Smp#: 3
Purge Vol: 5.000 mL Dil. Factor: 1.0000
Method: 8260624W6 Limit Group: VOA - 8260C DKQP Water and Solid
Column: Rtx-624 (0.25 mm) Detector MS SCAN

86 n-Butyl acetate, CAS: 123-86-4

Processing Results

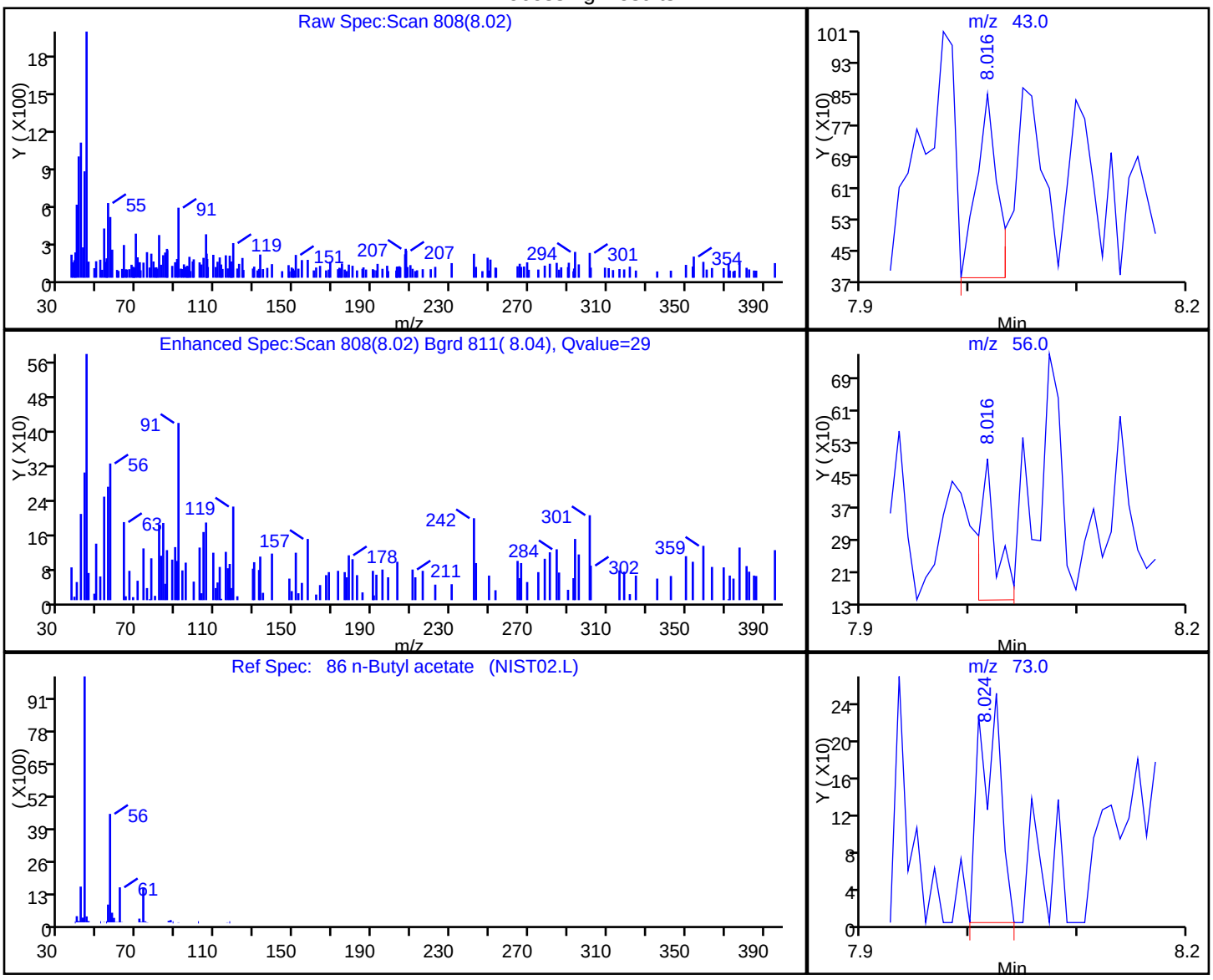

RT	Mass	Response	Amount
8.02	43.00	621	0.125691
8.02	56.00	363	
8.02	73.00	325	

Reviewer: delpolitov, 11-Mar-2018 23:36:23
Audit Action: Marked Compound Undetected Audit Reason: Invalid Compound ID

User Disabled Compound Report

TestAmerica Edison

Data File:	\\ChromNA\Edison\ChromData\CVOAMS6\20180309-68530.b\F60569.D		
Injection Date:	09-Mar-2018 02:28:30	Instrument ID:	CVOAMS6
Lims ID:	STD7		
Client ID:			
Operator ID:		ALS Bottle#:	2 Worklist Smp#: 3
Purge Vol:	5.000 mL	Dil. Factor:	1.0000
Method:	8260624W6	Limit Group:	VOA - 8260C DKQP Water and Solid
Column:	Rtx-624 (0.25 mm)	Detector	MS SCAN

94 n-Butyl acrylate, CAS: 141-32-2

Processing Results

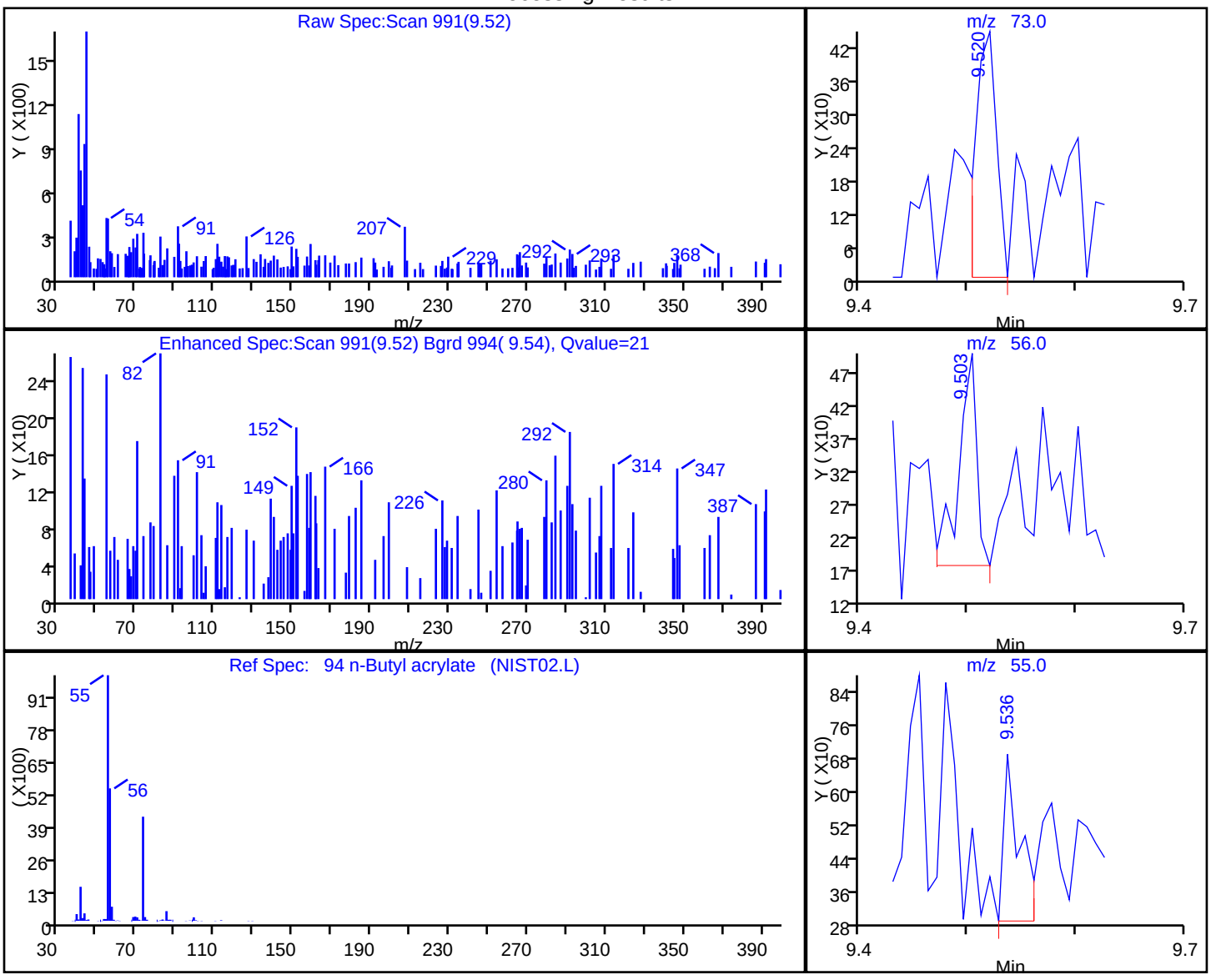

RT	Mass	Response	Amount
9.52	73.00	606	0.240418
9.50	56.00	379	
9.54	55.00	429	

Reviewer: delpolitov, 11-Mar-2018 23:36:23

Audit Action: Marked Compound Undetected Audit Reason: Invalid Compound ID

User Disabled Compound Report

TestAmerica Edison

Data File: \\ChromNA\Edison\ChromData\CVOAMS6\20180309-68530.b\F60569.D
Injection Date: 09-Mar-2018 02:28:30 Instrument ID: CVOAMS6
Lims ID: STD7
Client ID:
Operator ID: ALS Bottle#: 2 Worklist Smp#: 3
Purge Vol: 5.000 mL Dil. Factor: 1.0000
Method: 8260624W6 Limit Group: VOA - 8260C DKQP Water and Solid
Column: Rtx-624 (0.25 mm) Detector MS SCAN

121 n-Butylbenzene, CAS: 104-51-8

Processing Results

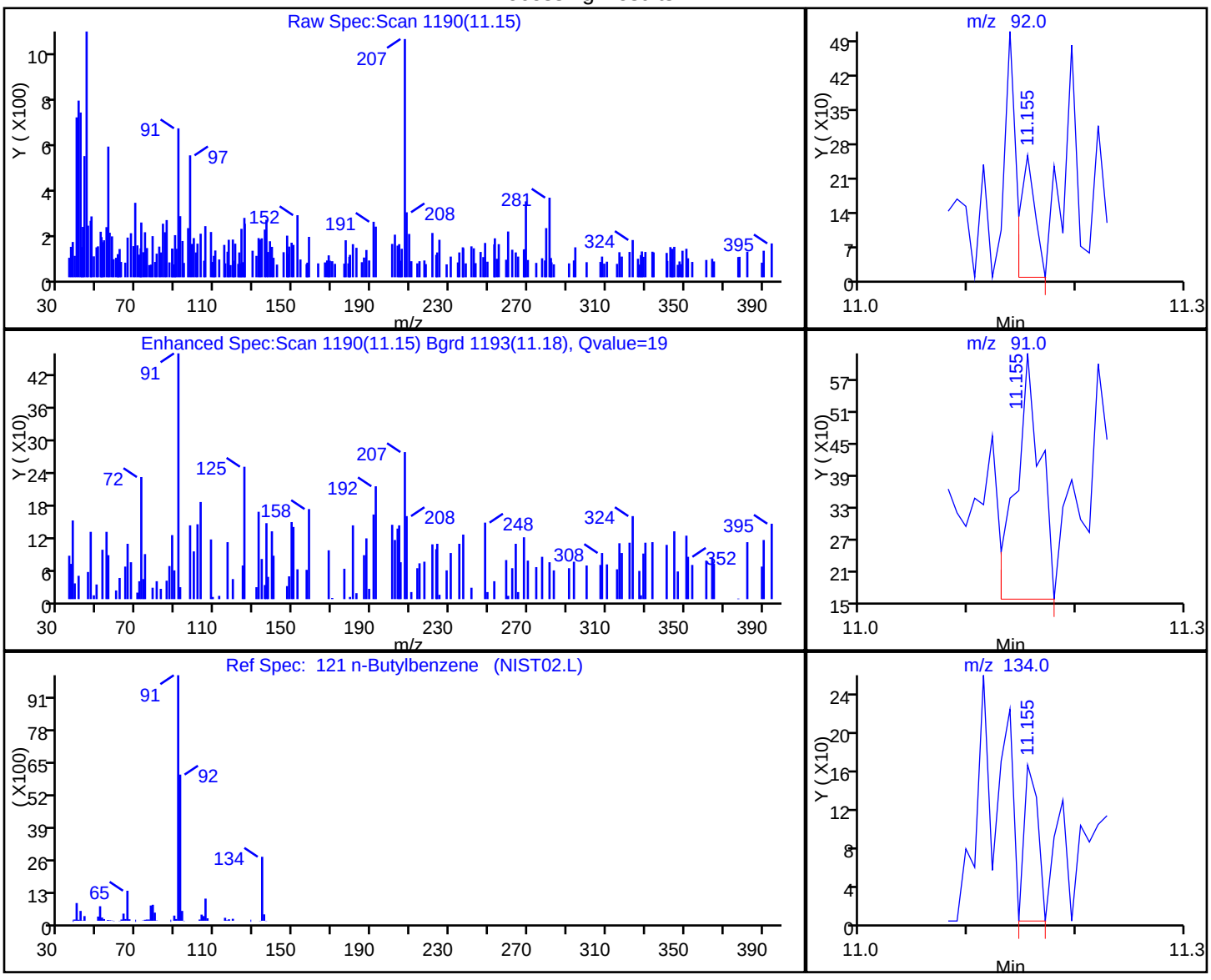

RT	Mass	Response	Amount
11.15	92.00	243	0.029084
11.15	91.00	712	
11.15	134.00	141	

Reviewer: delpolitov, 11-Mar-2018 23:36:23
Audit Action: Marked Compound Undetected Audit Reason: Invalid Compound ID

User Disabled Compound Report

TestAmerica Edison

Data File: \\ChromNA\Edison\ChromData\CVOAMS6\20180309-68530.b\F60569.D
Injection Date: 09-Mar-2018 02:28:30 Instrument ID: CVOAMS6
Lims ID: STD7
Client ID:
Operator ID: ALS Bottle#: 2 Worklist Smp#: 3
Purge Vol: 5.000 mL Dil. Factor: 1.0000
Method: 8260624W6 Limit Group: VOA - 8260C DKQP Water and Solid
Column: Rtx-624 (0.25 mm) Detector MS SCAN

60 n-Heptane, CAS: 142-82-5

Processing Results

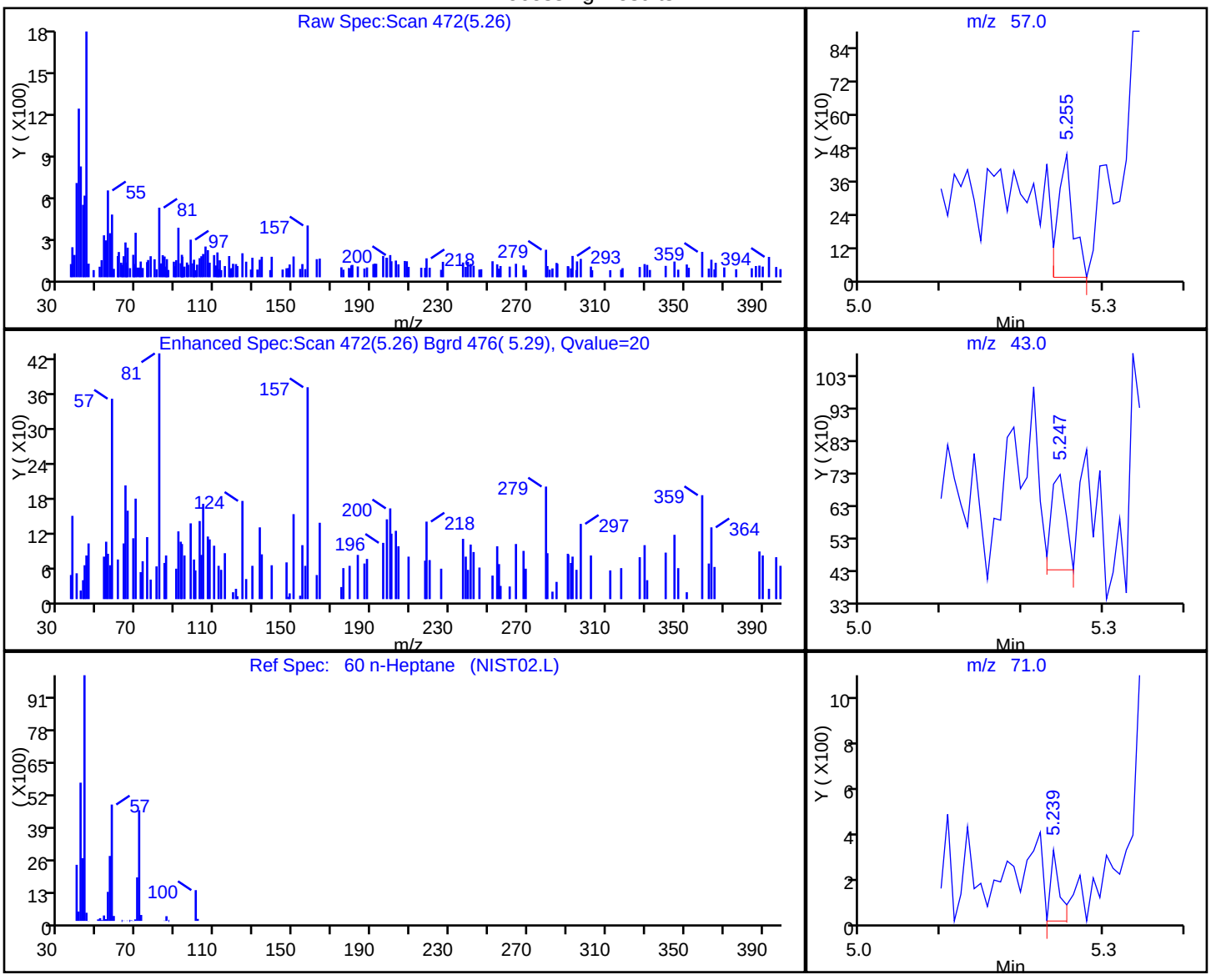

RT	Mass	Response	Amount
5.26	57.00	573	0.250601
5.25	43.00	376	
5.24	71.00	234	

Reviewer: delpolitov, 11-Mar-2018 23:36:23
Audit Action: Marked Compound Undetected Audit Reason: Invalid Compound ID

User Disabled Compound Report

TestAmerica Edison

Data File: \\ChromNA\Edison\ChromData\CVOAMS6\20180309-68530.b\F60569.D
Injection Date: 09-Mar-2018 02:28:30 Instrument ID: CVOAMS6
Lims ID: STD7
Client ID:
Operator ID: ALS Bottle#: 2 Worklist Smp#: 3
Purge Vol: 5.000 mL Dil. Factor: 1.0000
Method: 8260624W6 Limit Group: VOA - 8260C DKQP Water and Solid
Column: Rtx-624 (0.25 mm) Detector MS SCAN

70 n-Propyl acetate, CAS: 109-60-4

Processing Results

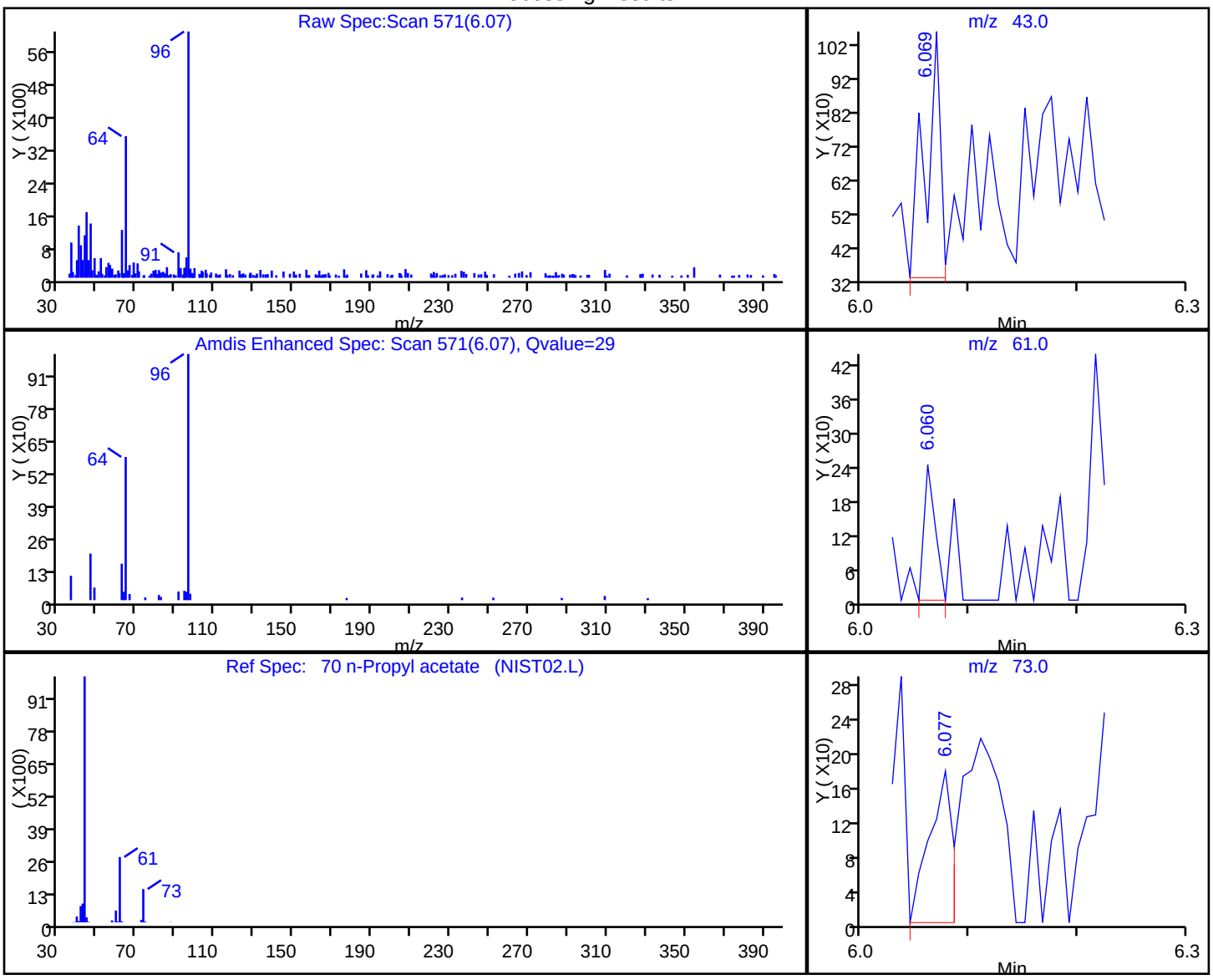

RT	Mass	Response	Amount
6.07	43.00	699	0.194237
6.06	61.00	173	
6.08	73.00	265	

Reviewer: delpolitov, 11-Mar-2018 23:36:23
Audit Action: Marked Compound Undetected Audit Reason: Invalid Compound ID

User Disabled Compound Report

TestAmerica Edison

Data File: \\ChromNA\Edison\ChromData\CVOAMS6\20180309-68530.b\F60569.D
Injection Date: 09-Mar-2018 02:28:30 Instrument ID: CVOAMS6
Lims ID: STD7
Client ID:
Operator ID: ALS Bottle#: 2 Worklist Smp#: 3
Purge Vol: 5.000 mL Dil. Factor: 1.0000
Method: 8260624W6 Limit Group: VOA - 8260C DKQP Water and Solid
Column: Rtx-624 (0.25 mm) Detector MS SCAN

103 N-Propylbenzene, CAS: 103-65-1

Processing Results

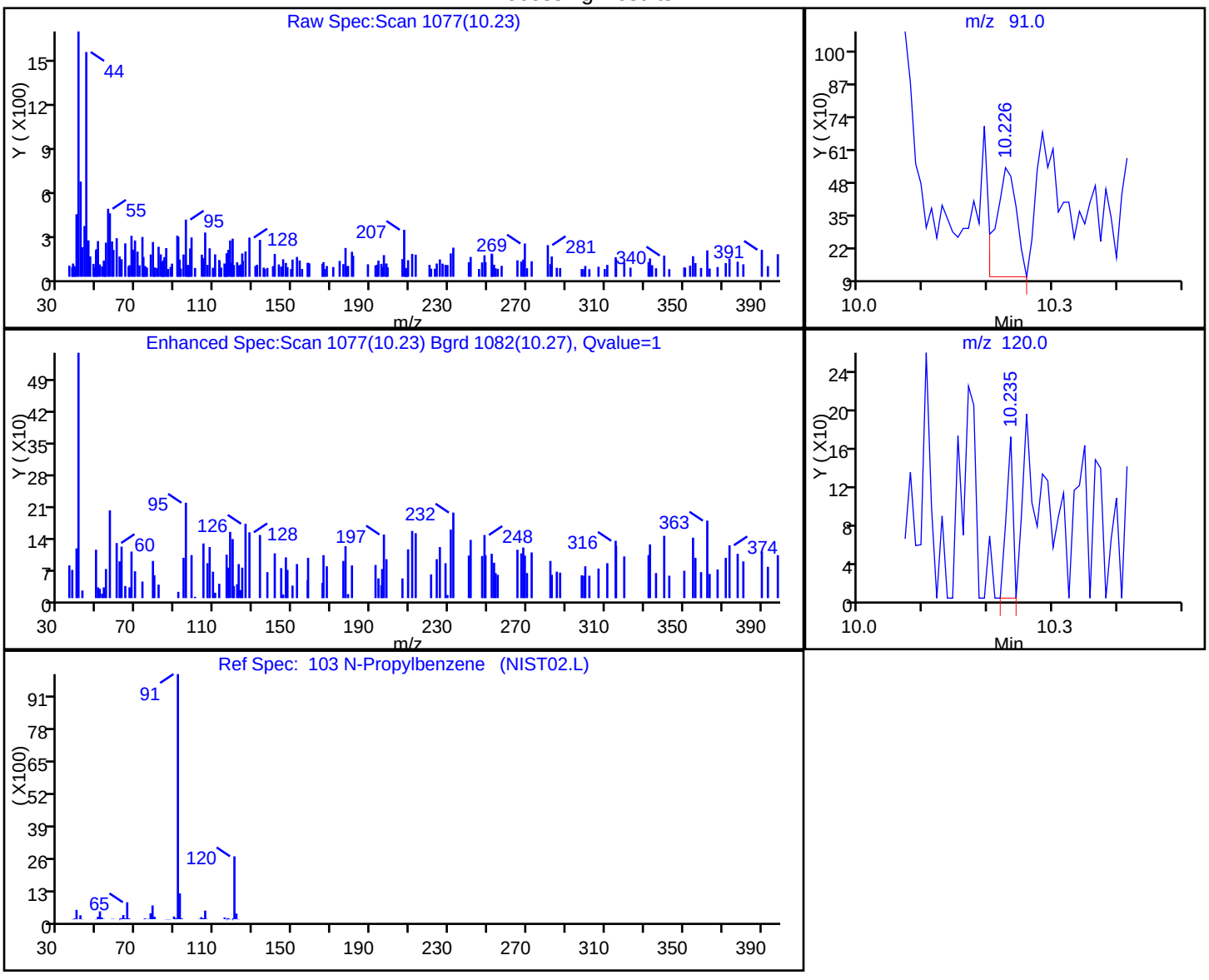

RT	Mass	Response	Amount
10.23	91.00	930	0.045806
10.23	120.00	121	

Reviewer: delpolitov, 11-Mar-2018 23:36:23
Audit Action: Marked Compound Undetected Audit Reason: Invalid Compound ID

User Disabled Compound Report

TestAmerica Edison

Data File:	\\ChromNA\Edison\ChromData\CVOAMS6\20180309-68530.b\F60569.D		
Injection Date:	09-Mar-2018 02:28:30	Instrument ID:	CVOAMS6
Lims ID:	STD7		
Client ID:			
Operator ID:		ALS Bottle#:	2 Worklist Smp#: 3
Purge Vol:	5.000 mL	Dil. Factor:	1.0000
Method:	8260624W6	Limit Group:	VOA - 8260C DKQP Water and Solid
Column:	Rtx-624 (0.25 mm)	Detector	MS SCAN

128 Naphthalene, CAS: 91-20-3

Processing Results

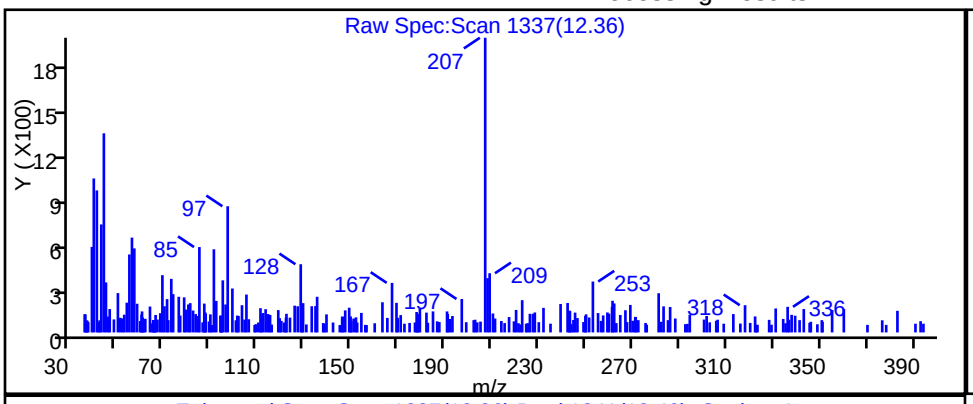

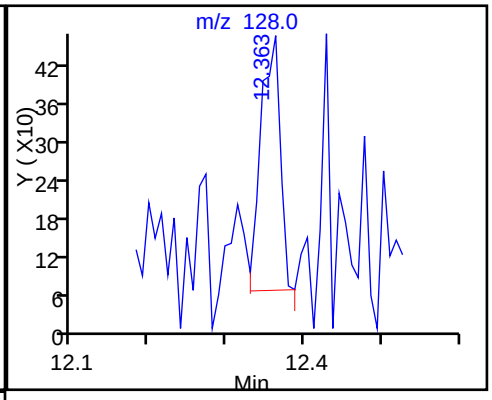

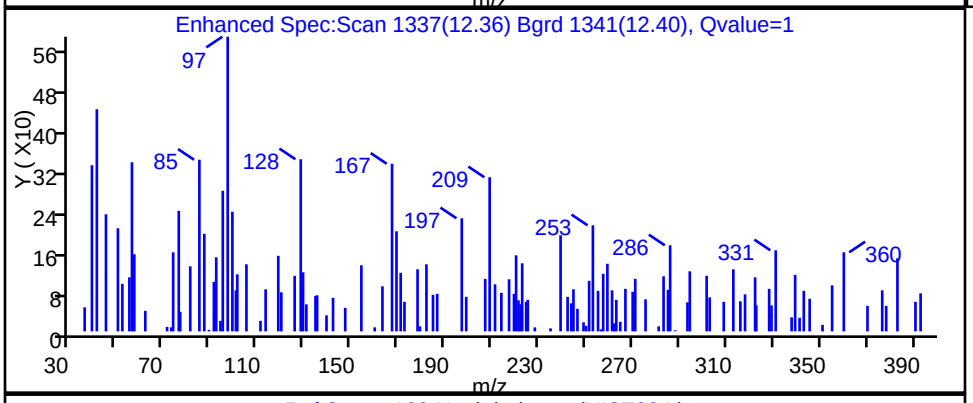

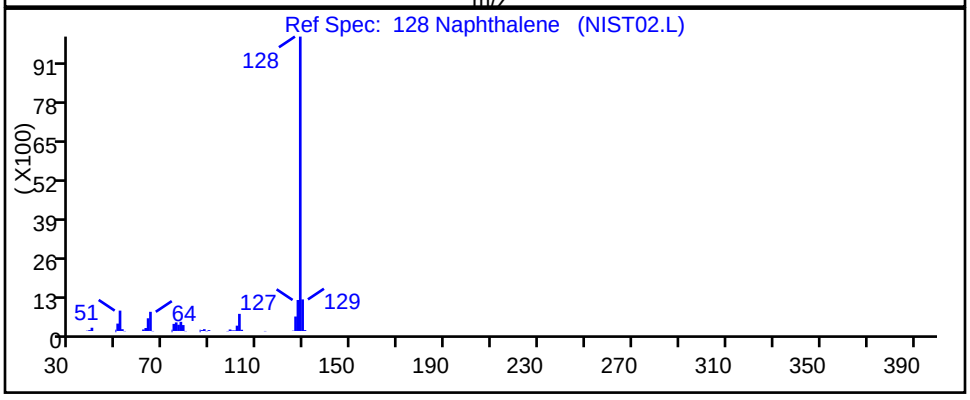

RT	Mass	Response	Amount
12.36	128.00	696	0.042040

Reviewer: delpolitov, 11-Mar-2018 23:36:23

Audit Action: Marked Compound Undetected Audit Reason: Invalid Compound ID

User Disabled Compound Report

TestAmerica Edison

Data File: \\ChromNA\Edison\ChromData\CVOAMS6\20180309-68530.b\F60569.D
Injection Date: 09-Mar-2018 02:28:30 Instrument ID: CVOAMS6
Lims ID: STD7
Client ID:
Operator ID: ALS Bottle#: 2 Worklist Smp#: 3
Purge Vol: 5.000 mL Dil. Factor: 1.0000
Method: 8260624W6 Limit Group: VOA - 8260C DKQP Water and Solid
Column: Rtx-624 (0.25 mm) Detector MS SCAN

95 o-Xylene, CAS: 95-47-6

Processing Results

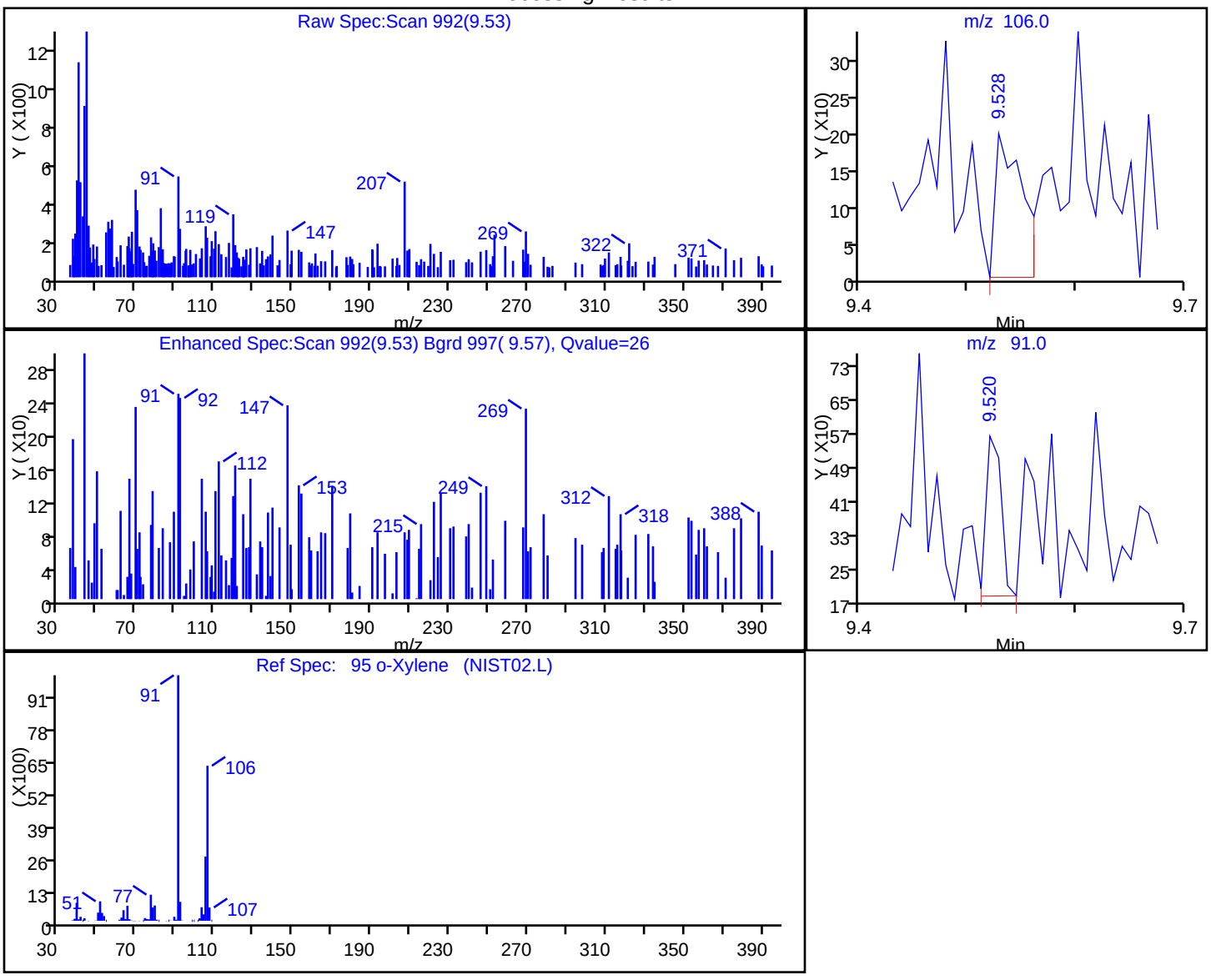

RT	Mass	Response	Amount
9.53	106.00	348	0.051104
9.52	91.00	365	

Reviewer: delpolitov, 11-Mar-2018 23:36:23
Audit Action: Marked Compound Undetected Audit Reason: Invalid Compound ID

User Disabled Compound Report

TestAmerica Edison

Data File: \\ChromNA\Edison\ChromData\CVOAMS6\20180309-68530.b\F60569.D
Injection Date: 09-Mar-2018 02:28:30 Instrument ID: CVOAMS6
Lims ID: STD7
Client ID:
Operator ID: ALS Bottle#: 2 Worklist Smp#: 3
Purge Vol: 5.000 mL Dil. Factor: 1.0000
Method: 8260624W6 Limit Group: VOA - 8260C DKQP Water and Solid
Column: Rtx-624 (0.25 mm) Detector MS SCAN

120 p-Diethylbenzene, CAS: 105-05-5

Processing Results

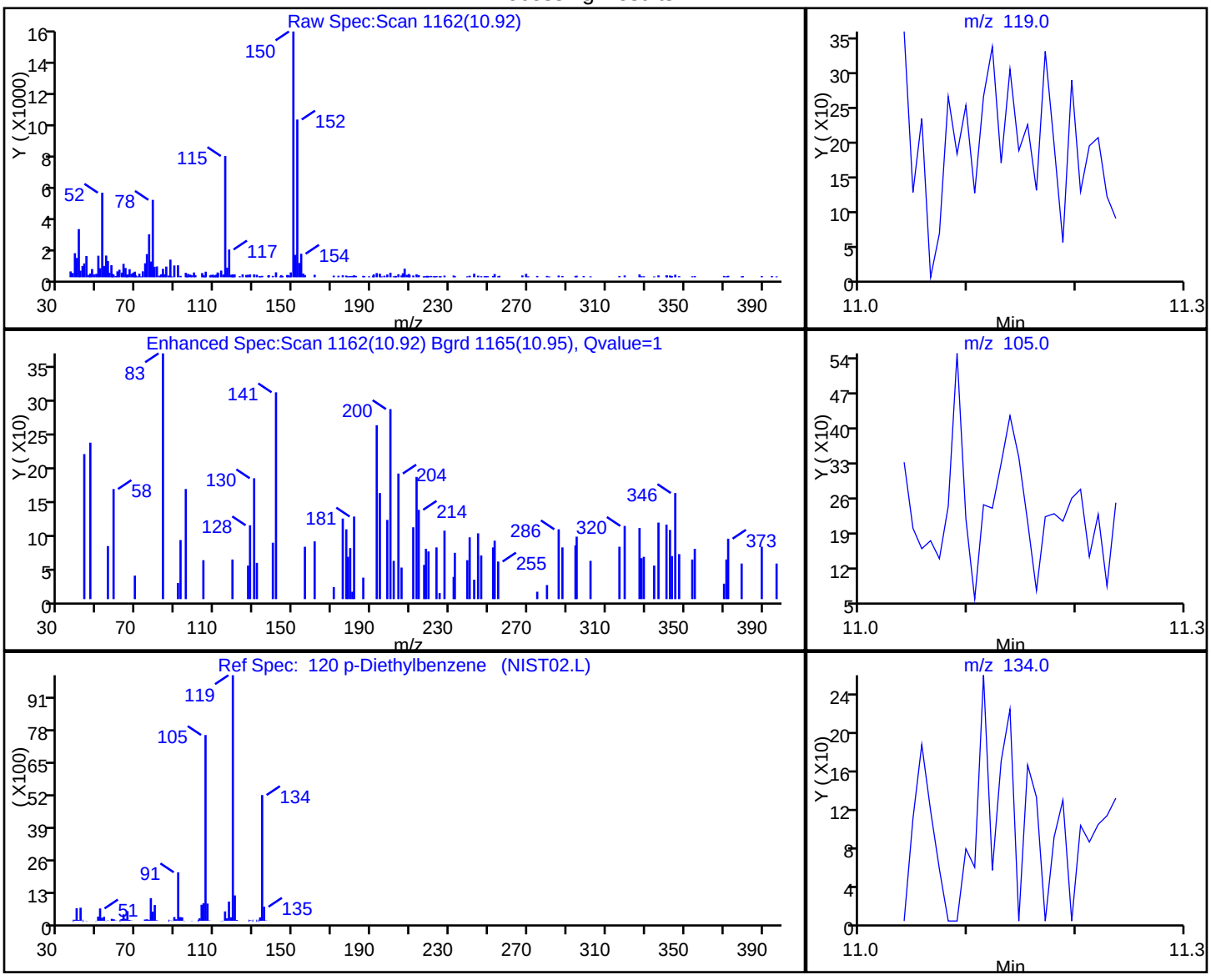

RT	Mass	Response	Amount
10.92	119.00	288	0.027225
10.93	105.00	230	
10.93	134.00	530	

Reviewer: delpolitov, 11-Mar-2018 23:36:23
Audit Action: Marked Compound Undetected Audit Reason: Invalid Compound ID

User Disabled Compound Report

TestAmerica Edison

Data File: \\ChromNA\Edison\ChromData\CVOAMS6\20180309-68530.b\F60569.D
Injection Date: 09-Mar-2018 02:28:30 Instrument ID: CVOAMS6
Lims ID: STD7
Client ID:
Operator ID: ALS Bottle#: 2 Worklist Smp#: 3
Purge Vol: 5.000 mL Dil. Factor: 1.0000
Method: 8260624W6 Limit Group: VOA - 8260C DKQP Water and Solid
Column: Rtx-624 (0.25 mm) Detector MS SCAN

10 Pentane, CAS: 109-66-0

Processing Results

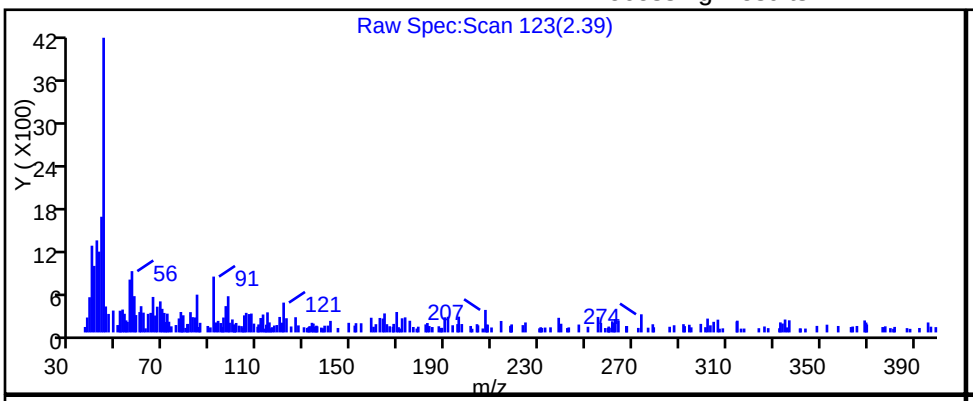

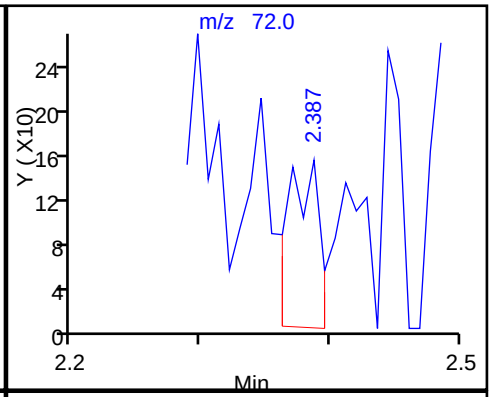

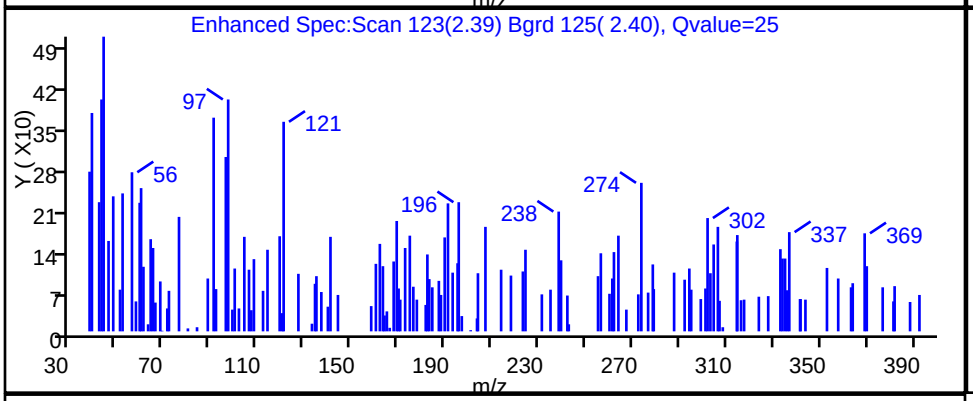

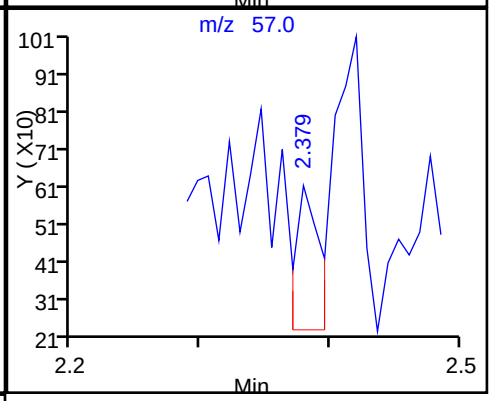

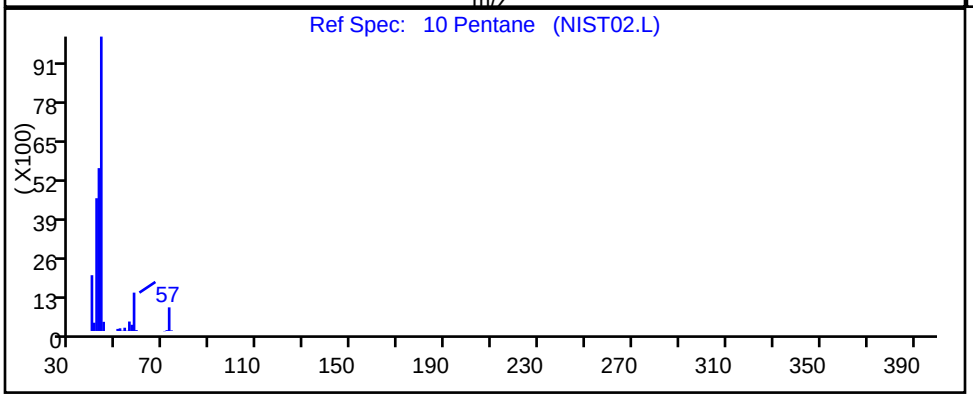

RT	Mass	Response	Amount
2.39	72.00	256	0.533491
2.38	57.00	503	

Reviewer: delpolitov, 11-Mar-2018 23:36:23
Audit Action: Marked Compound Undetected Audit Reason: Invalid Compound ID

User Disabled Compound Report

TestAmerica Edison

Data File: \\ChromNA\Edison\ChromData\CVOAMS6\20180309-68530.b\F60569.D
Injection Date: 09-Mar-2018 02:28:30 Instrument ID: CVOAMS6
Lims ID: STD7
Client ID:
Operator ID: ALS Bottle#: 2 Worklist Smp#: 3
Purge Vol: 5.000 mL Dil. Factor: 1.0000
Method: 8260624W6 Limit Group: VOA - 8260C DKQP Water and Solid
Column: Rtx-624 (0.25 mm) Detector MS SCAN

44 Propionitrile, CAS: 107-12-0

Processing Results

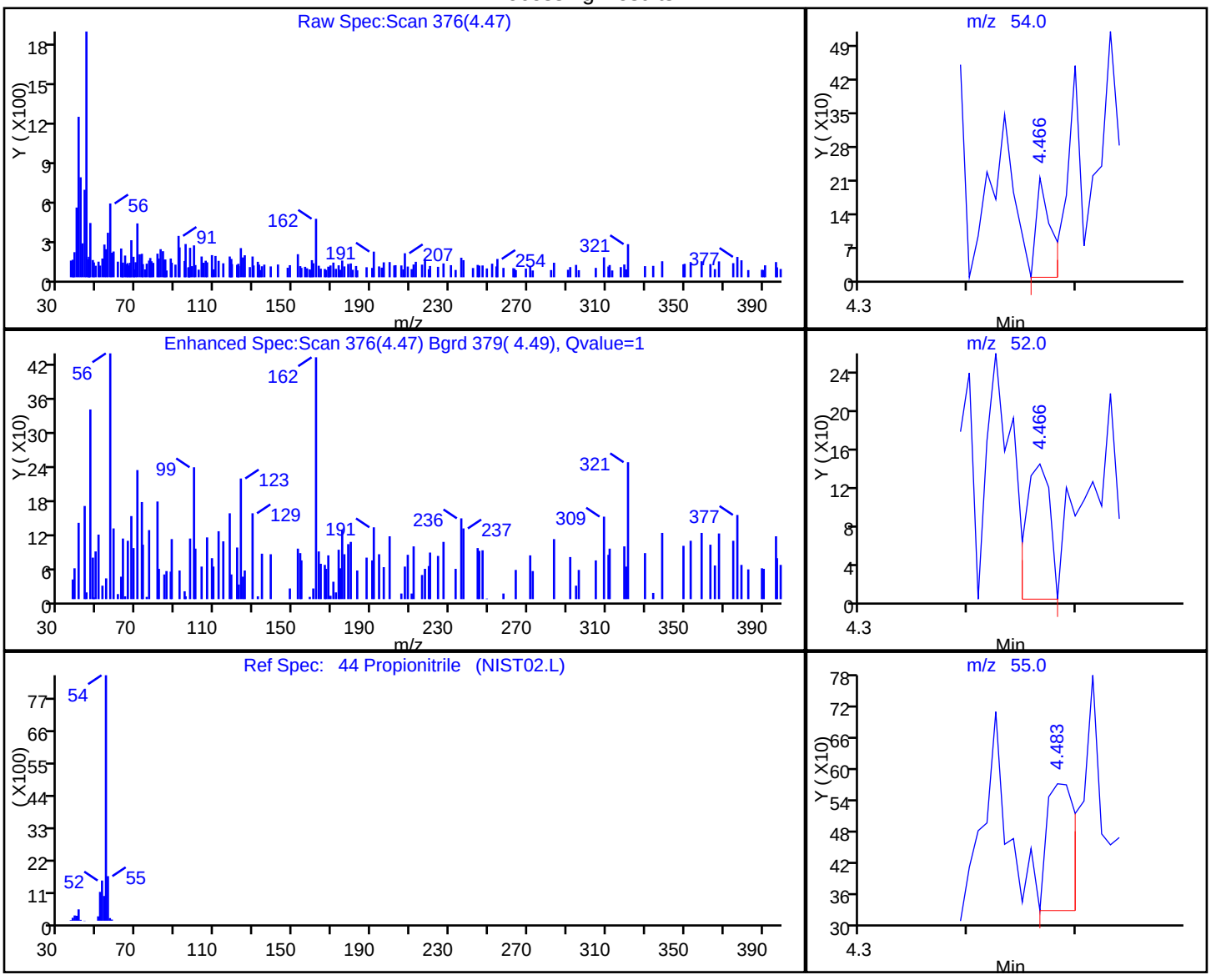

RT	Mass	Response	Amount
4.47	54.00	193	0.484168
4.47	52.00	215	
4.48	55.00	438	

Reviewer: delpolitov, 11-Mar-2018 23:36:23
Audit Action: Marked Compound Undetected Audit Reason: Invalid Compound ID

User Disabled Compound Report

TestAmerica Edison

Data File: \\ChromNA\Edison\ChromData\CVOAMS6\20180309-68530.b\F60569.D
Injection Date: 09-Mar-2018 02:28:30 Instrument ID: CVOAMS6
Lims ID: STD7
Client ID:
Operator ID: ALS Bottle#: 2 Worklist Smp#: 3
Purge Vol: 5.000 mL Dil. Factor: 1.0000
Method: 8260624W6 Limit Group: VOA - 8260C DKQP Water and Solid
Column: Rtx-624 (0.25 mm) Detector MS SCAN

113 sec-Butylbenzene, CAS: 135-98-8

Processing Results

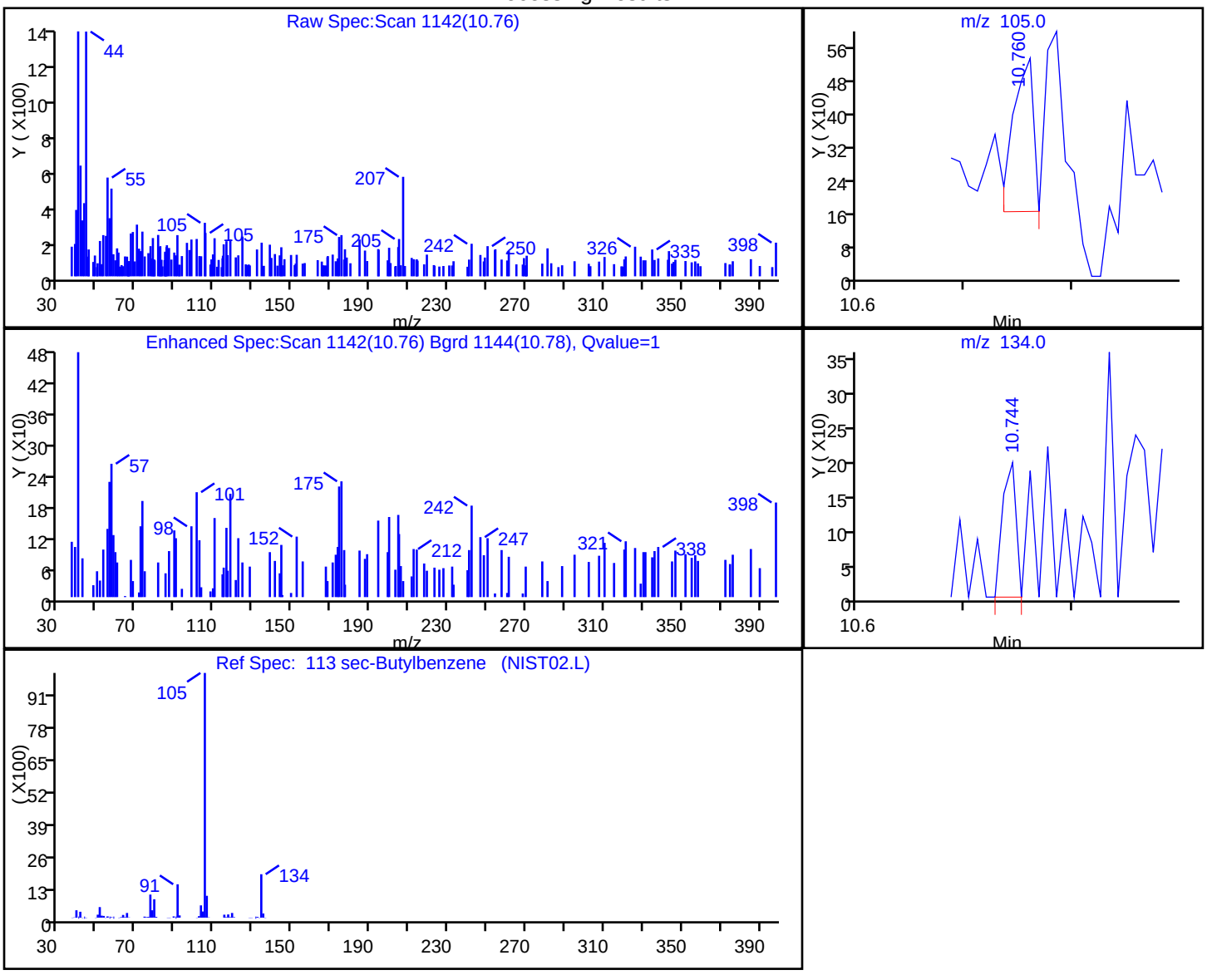

RT	Mass	Response	Amount
10.76	105.00	483	0.024404
10.74	134.00	170	

Reviewer: delpolitov, 11-Mar-2018 23:36:23
Audit Action: Marked Compound Undetected Audit Reason: Invalid Compound ID

User Disabled Compound Report

TestAmerica Edison

Data File: \\ChromNA\Edison\ChromData\CVOAMS6\20180309-68530.b\F60569.D
Injection Date: 09-Mar-2018 02:28:30 Instrument ID: CVOAMS6
Lims ID: STD7
Client ID:
Operator ID: ALS Bottle#: 2 Worklist Smp#: 3
Purge Vol: 5.000 mL Dil. Factor: 1.0000
Method: 8260624W6 Limit Group: VOA - 8260C DKQP Water and Solid
Column: Rtx-624 (0.25 mm) Detector MS SCAN

96 Styrene, CAS: 100-42-5

Processing Results

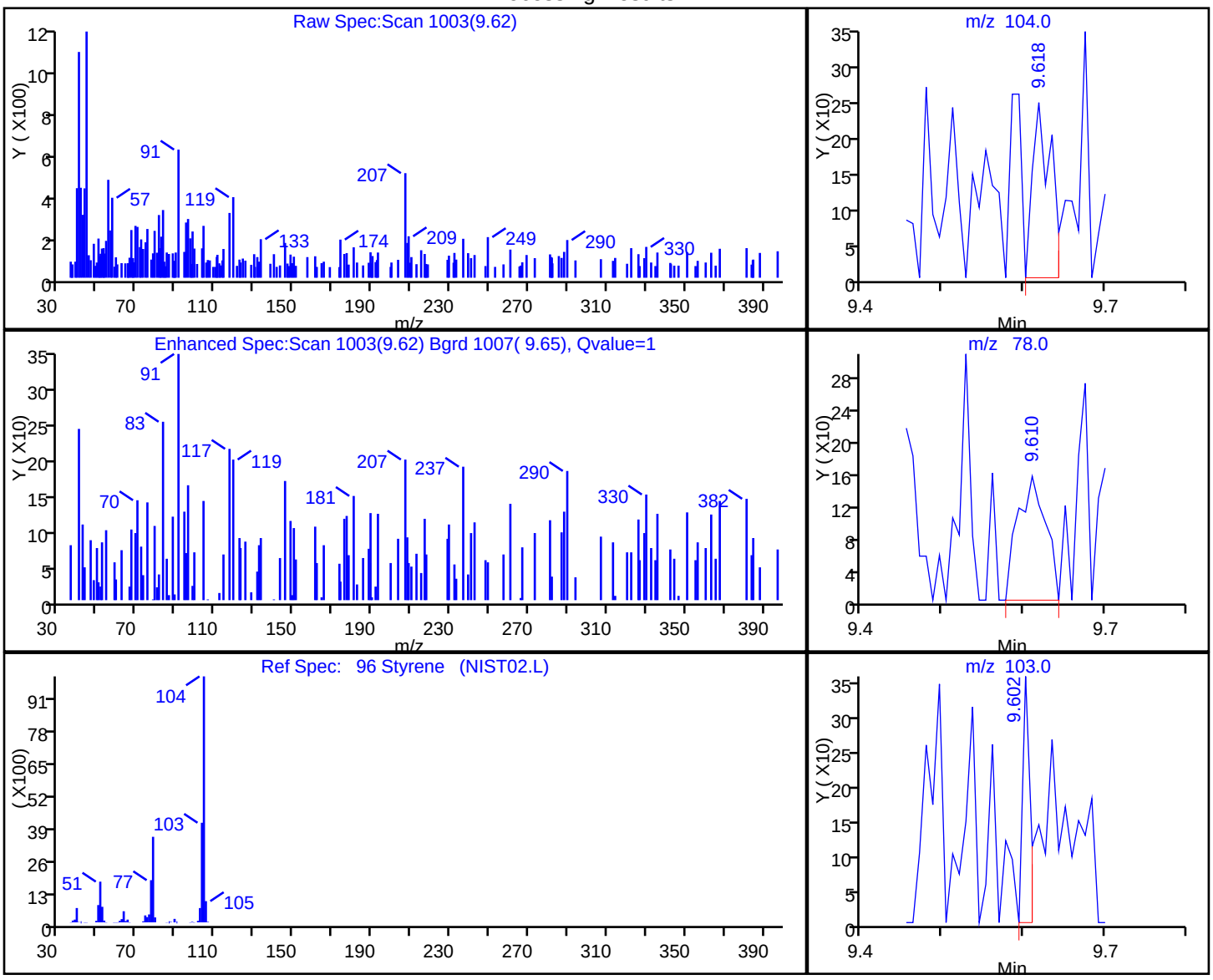

RT	Mass	Response	Amount
9.62	104.00	394	0.035373
9.61	78.00	364	
9.60	103.00	229	

Reviewer: delpolitov, 11-Mar-2018 23:36:23
Audit Action: Marked Compound Undetected Audit Reason: Invalid Compound ID

User Disabled Compound Report

TestAmerica Edison

Data File: \\ChromNA\Edison\ChromData\CVOAMS6\20180309-68530.b\F60569.D
Injection Date: 09-Mar-2018 02:28:30 Instrument ID: CVOAMS6
Lims ID: STD7
Client ID:
Operator ID: ALS Bottle#: 2 Worklist Smp#: 3
Purge Vol: 5.000 mL Dil. Factor: 1.0000
Method: 8260624W6 Limit Group: VOA - 8260C DKQP Water and Solid
Column: Rtx-624 (0.25 mm) Detector MS SCAN

58 Tert-amyl methyl ether, CAS: 994-05-8

Processing Results

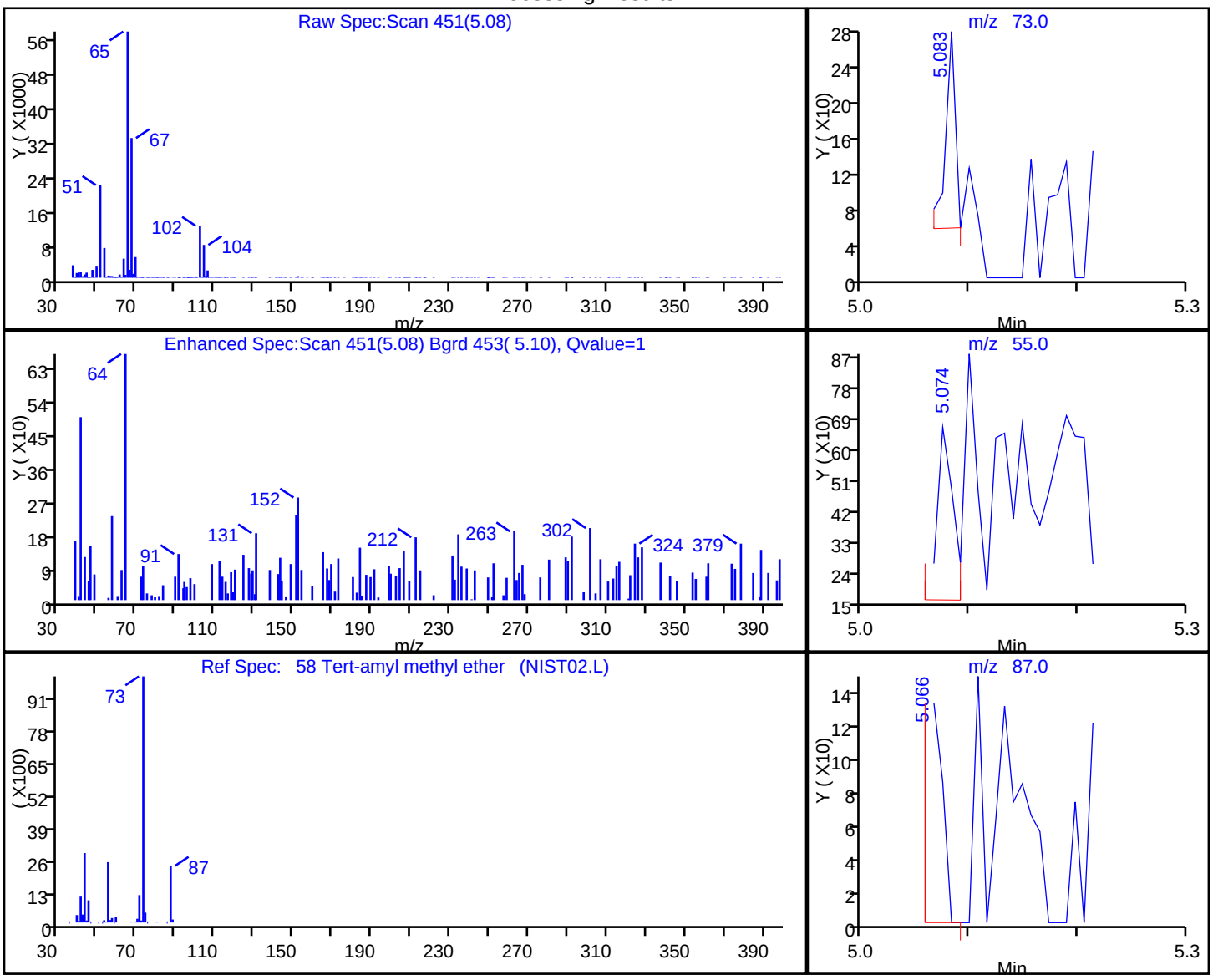

RT	Mass	Response	Amount
5.08	73.00	139	0.012381
5.07	55.00	556	
5.07	87.00	107	

Reviewer: delpolitov, 11-Mar-2018 23:36:23
Audit Action: Marked Compound Undetected Audit Reason: Invalid Compound ID

User Disabled Compound Report

TestAmerica Edison

Data File: \\ChromNA\Edison\ChromData\CVOAMS6\20180309-68530.b\F60569.D
Injection Date: 09-Mar-2018 02:28:30 Instrument ID: CVOAMS6
Lims ID: STD7
Client ID:
Operator ID: ALS Bottle#: 2 Worklist Smp#: 3
Purge Vol: 5.000 mL Dil. Factor: 1.0000
Method: 8260624W6 Limit Group: VOA - 8260C DKQP Water and Solid
Column: Rtx-624 (0.25 mm) Detector MS SCAN

37 Tert-butyl ethyl ether, CAS: 637-92-3

Processing Results

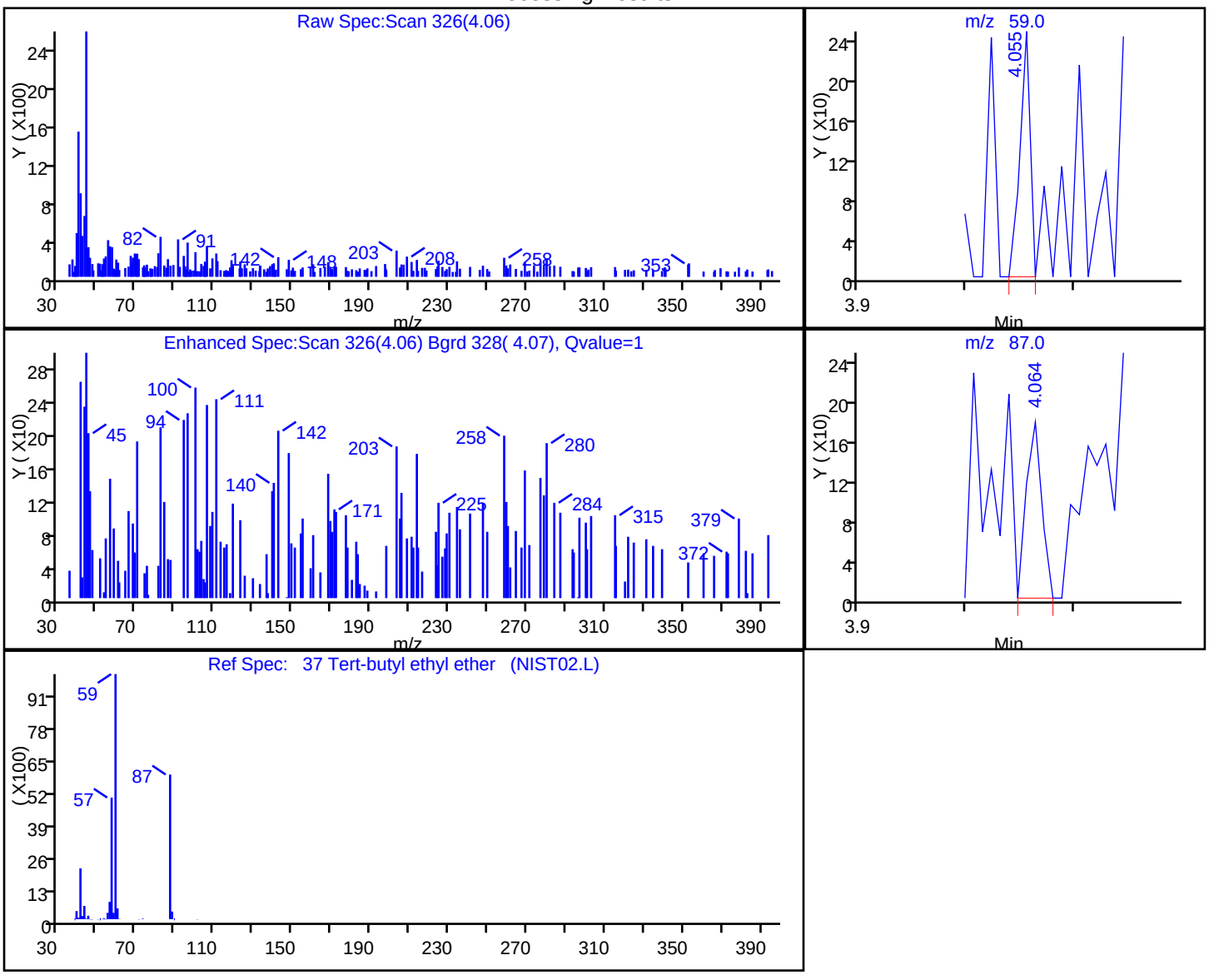

RT	Mass	Response	Amount
4.06	59.00	165	0.015196
4.06	87.00	176	

Reviewer: delpolitov, 11-Mar-2018 23:36:23
Audit Action: Marked Compound Undetected Audit Reason: Invalid Compound ID

User Disabled Compound Report

TestAmerica Edison

Data File: \\ChromNA\Edison\ChromData\CVOAMS6\20180309-68530.b\F60569.D
Injection Date: 09-Mar-2018 02:28:30 Instrument ID: CVOAMS6
Lims ID: STD7
Client ID:
Operator ID: ALS Bottle#: 2 Worklist Smp#: 3
Purge Vol: 5.000 mL Dil. Factor: 1.0000
Method: 8260624W6 Limit Group: VOA - 8260C DKQP Water and Solid
Column: Rtx-624 (0.25 mm) Detector MS SCAN

111 tert-Butylbenzene, CAS: 98-06-6

Processing Results

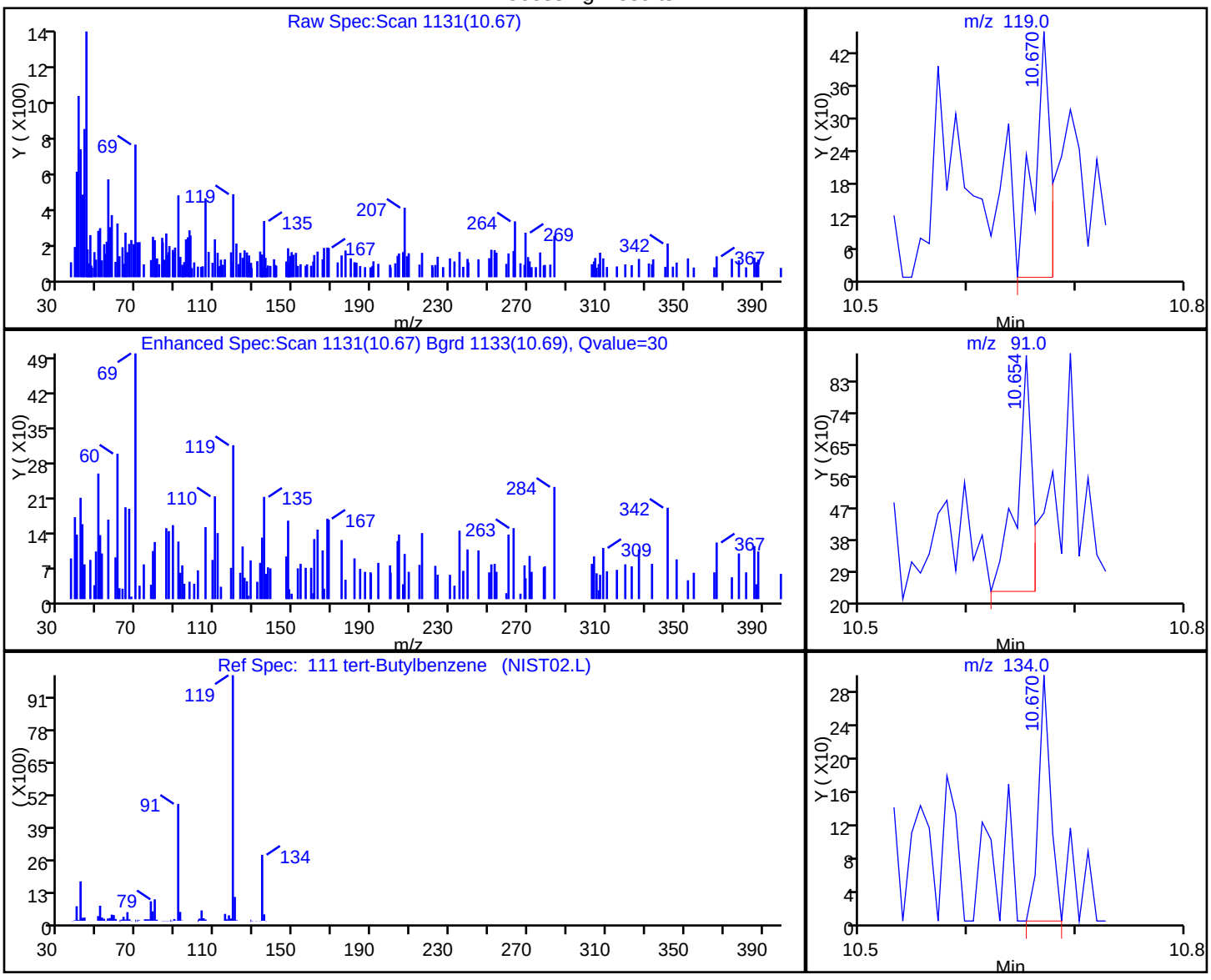

RT	Mass	Response	Amount
10.67	119.00	481	0.034979
10.65	91.00	671	
10.67	134.00	225	

Reviewer: delpolitov, 11-Mar-2018 23:36:23
Audit Action: Marked Compound Undetected Audit Reason: Invalid Compound ID

User Disabled Compound Report

TestAmerica Edison

Data File: \\ChromNA\Edison\ChromData\CVOAMS6\20180309-68530.b\F60569.D
Injection Date: 09-Mar-2018 02:28:30 Instrument ID: CVOAMS6
Lims ID: STD7
Client ID:
Operator ID: ALS Bottle#: 2 Worklist Smp#: 3
Purge Vol: 5.000 mL Dil. Factor: 1.0000
Method: 8260624W6 Limit Group: VOA - 8260C DKQP Water and Solid
Column: Rtx-624 (0.25 mm) Detector MS SCAN

83 Tetrachloroethene, CAS: 127-18-4

Processing Results

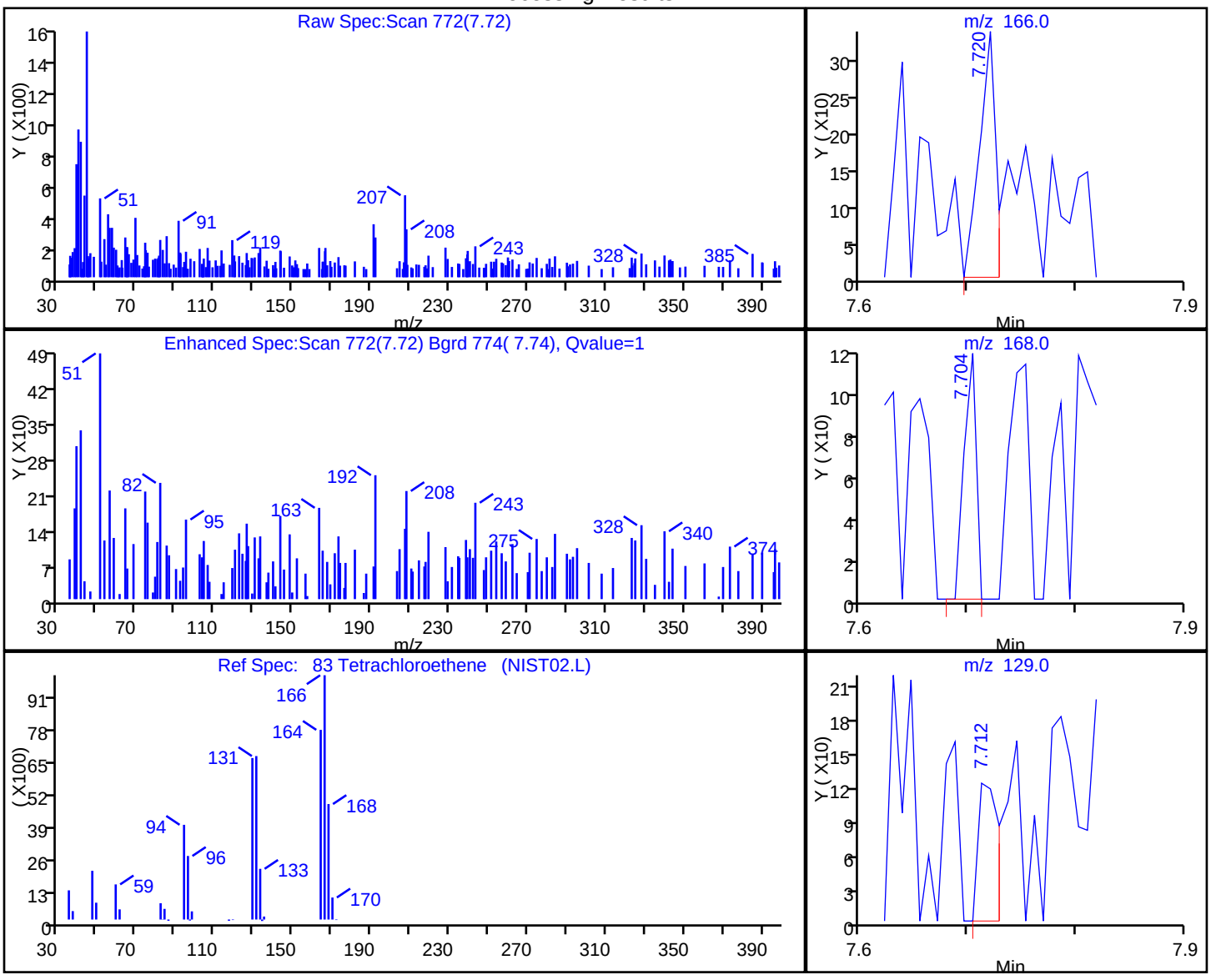

RT	Mass	Response	Amount
7.72	166.00	357	0.080566
7.70	168.00	90	
7.71	129.00	157	

Reviewer: delpolitov, 11-Mar-2018 23:36:23
Audit Action: Marked Compound Undetected Audit Reason: Invalid Compound ID

User Disabled Compound Report

TestAmerica Edison

Data File:	\\ChromNA\Edison\ChromData\CVOAMS6\20180309-68530.b\F60569.D		
Injection Date:	09-Mar-2018 02:28:30	Instrument ID:	CVOAMS6
Lims ID:	STD7		
Client ID:			
Operator ID:		ALS Bottle#:	2 Worklist Smp#: 3
Purge Vol:	5.000 mL	Dil. Factor:	1.0000
Method:	8260624W6	Limit Group:	VOA - 8260C DKQP Water and Solid
Column:	Rtx-624 (0.25 mm)	Detector	MS SCAN

46 Tetrahydrofuran, CAS: 109-99-9

Processing Results

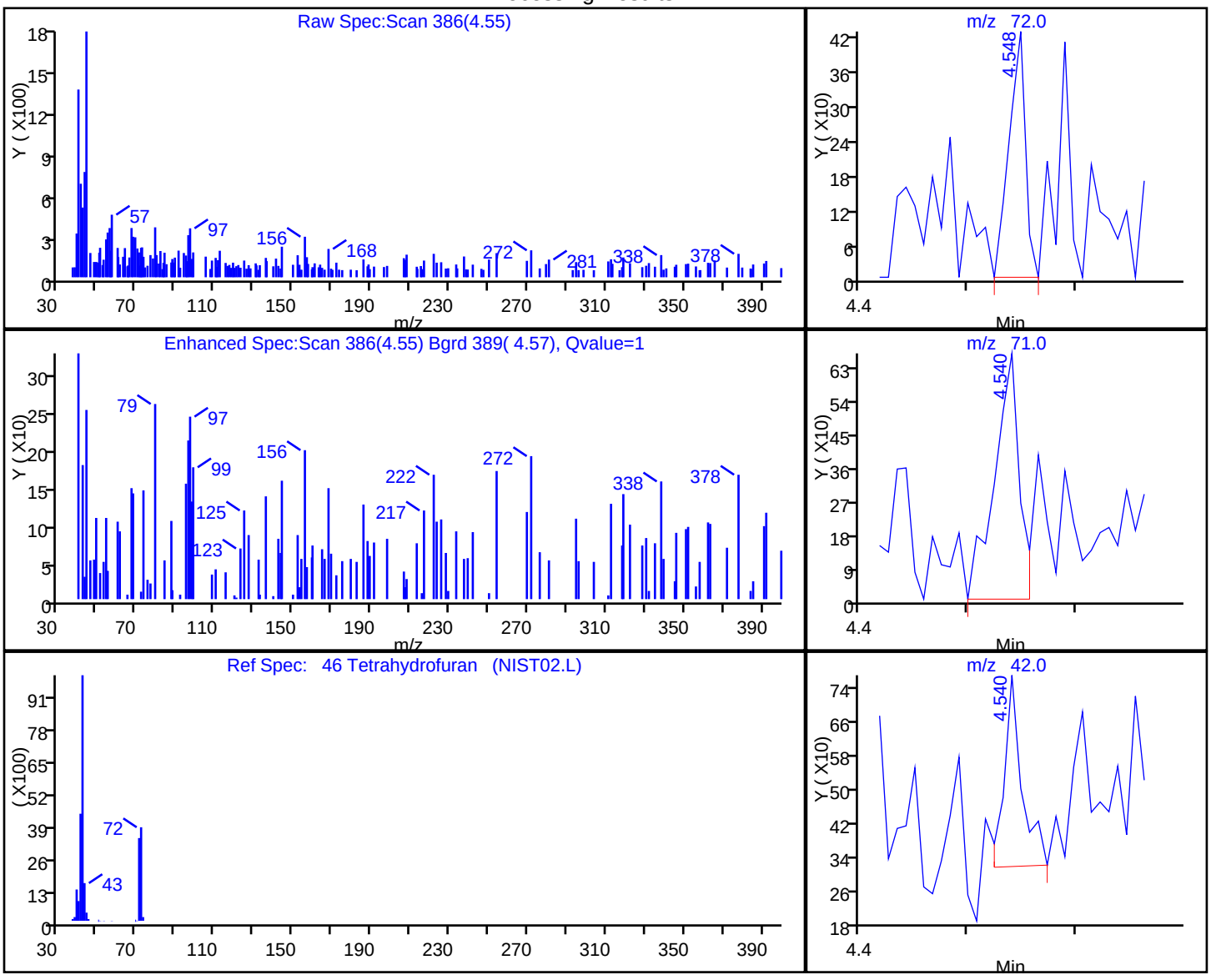

RT	Mass	Response	Amount
4.55	72.00	448	1.205353
4.54	71.00	1083	
4.54	42.00	508	

Reviewer: delpolitov, 11-Mar-2018 23:36:23

Audit Action: Marked Compound Undetected Audit Reason: Invalid Compound ID

User Disabled Compound Report

TestAmerica Edison

Data File: \\ChromNA\Edison\ChromData\CVOAMS6\20180309-68530.b\F60569.D
Injection Date: 09-Mar-2018 02:28:30 Instrument ID: CVOAMS6
Lims ID: STD7
Client ID:
Operator ID: ALS Bottle#: 2 Worklist Smp#: 3
Purge Vol: 5.000 mL Dil. Factor: 1.0000
Method: 8260624W6 Limit Group: VOA - 8260C DKQP Water and Solid
Column: Rtx-624 (0.25 mm) Detector MS SCAN

79 Toluene, CAS: 108-88-3

Processing Results

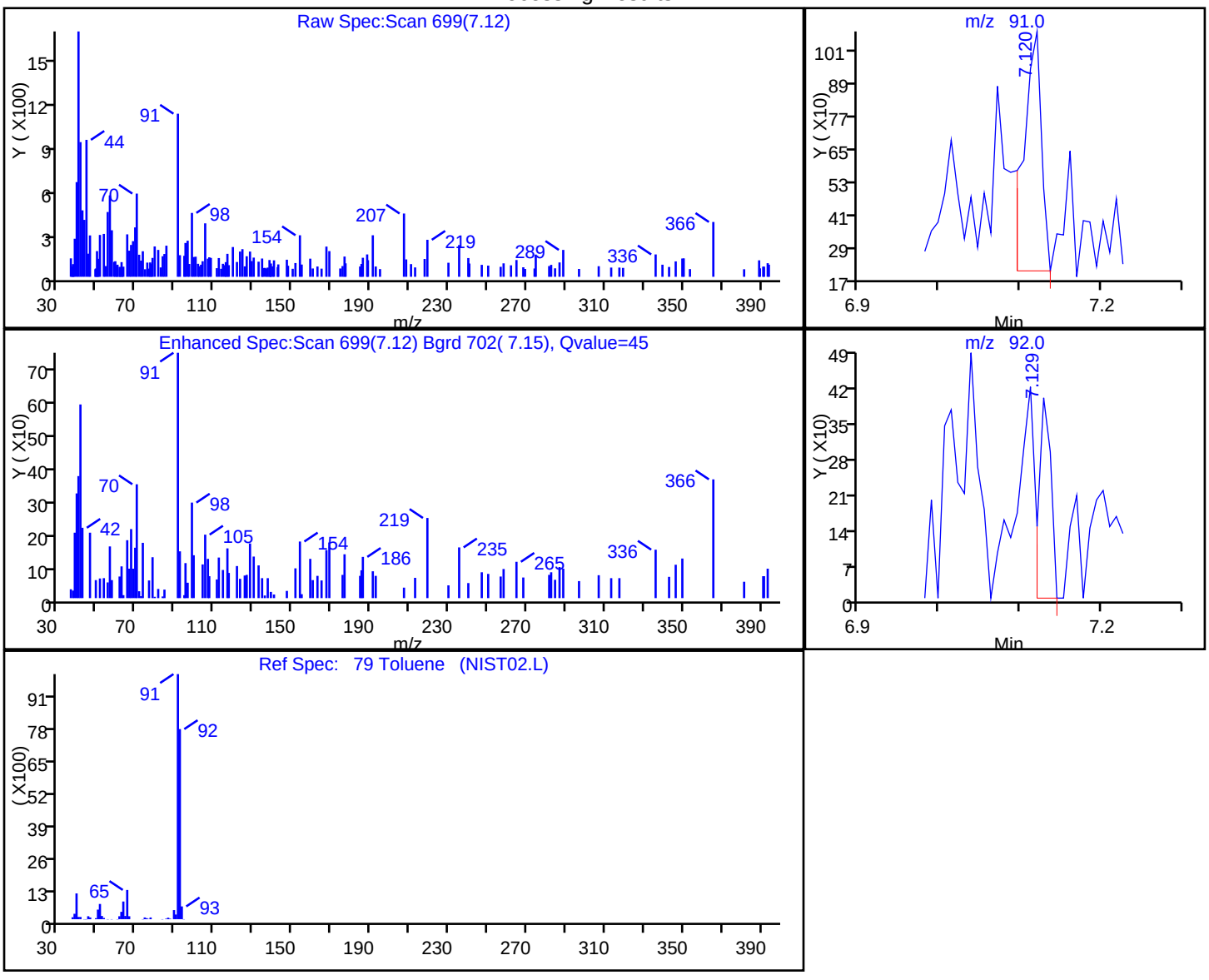

RT	Mass	Response	Amount
7.12	91.00	1342	0.094211
7.13	92.00	412	

Reviewer: delpolitov, 11-Mar-2018 23:36:23
Audit Action: Marked Compound Undetected Audit Reason: Invalid Compound ID

User Disabled Compound Report

TestAmerica Edison

Data File:	\\ChromNA\Edison\ChromData\CVOAMS6\20180309-68530.b\F60569.D		
Injection Date:	09-Mar-2018 02:28:30	Instrument ID:	CVOAMS6
Lims ID:	STD7		
Client ID:			
Operator ID:		ALS Bottle#:	2 Worklist Smp#: 3
Purge Vol:	5.000 mL	Dil. Factor:	1.0000
Method:	8260624W6	Limit Group:	VOA - 8260C DKQP Water and Solid
Column:	Rtx-624 (0.25 mm)	Detector	MS SCAN

30 trans-1,2-Dichloroethene, CAS: 156-60-5

Processing Results

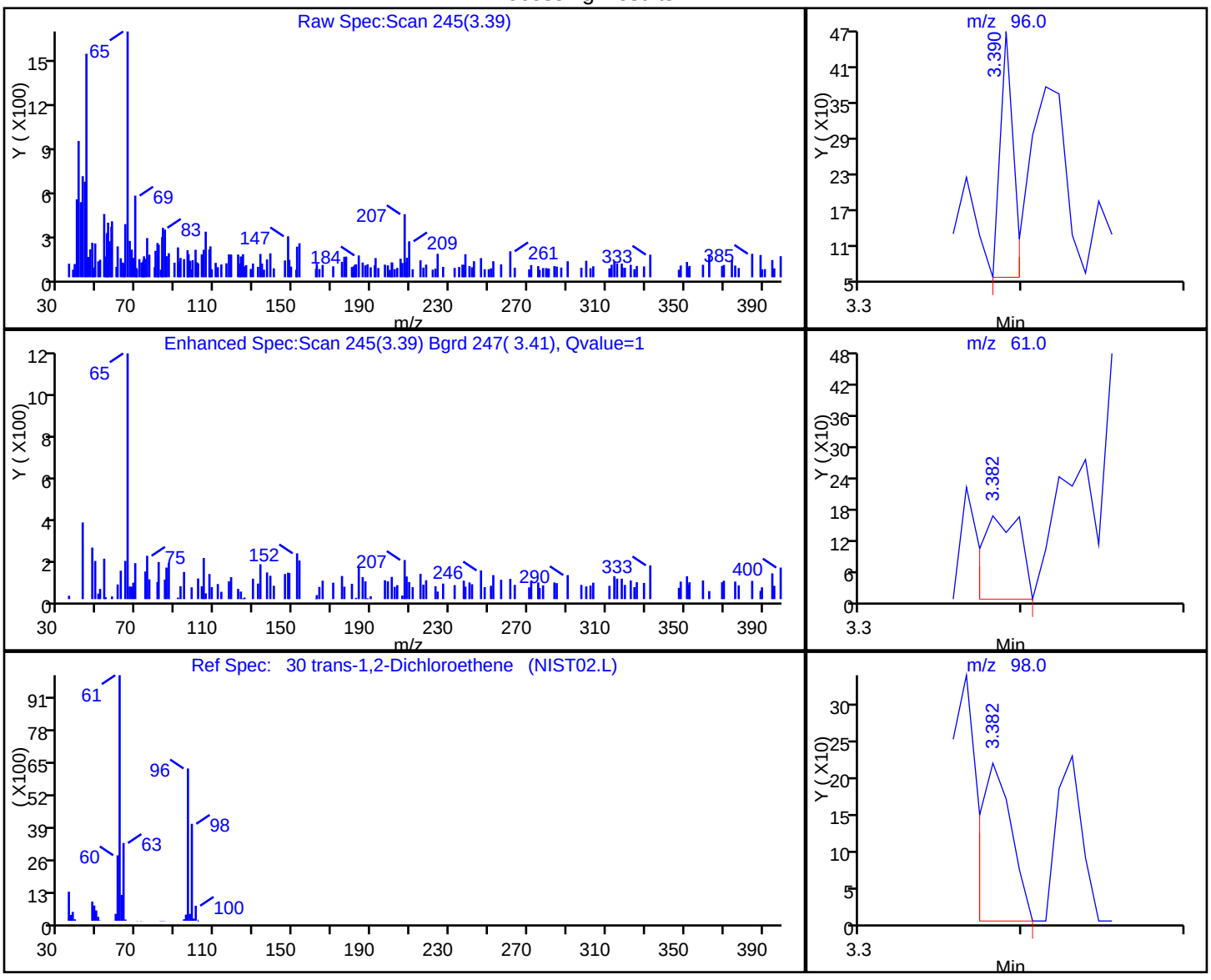

RT	Mass	Response	Amount
3.39	96.00	235	0.060950
3.38	61.00	268	
3.38	98.00	297	

Reviewer: delpolitov, 11-Mar-2018 23:36:23

Audit Action: Marked Compound Undetected Audit Reason: Invalid Compound ID

User Disabled Compound Report

TestAmerica Edison

Data File:	\\ChromNA\Edison\ChromData\CVOAMS6\20180309-68530.b\F60569.D		
Injection Date:	09-Mar-2018 02:28:30	Instrument ID:	CVOAMS6
Lims ID:	STD7		
Client ID:			
Operator ID:		ALS Bottle#:	2 Worklist Smp#: 3
Purge Vol:	5.000 mL	Dil. Factor:	1.0000
Method:	8260624W6	Limit Group:	VOA - 8260C DKQP Water and Solid
Column:	Rtx-624 (0.25 mm)	Detector	MS SCAN

80 trans-1,3-Dichloropropene, CAS: 10061-02-6

Processing Results

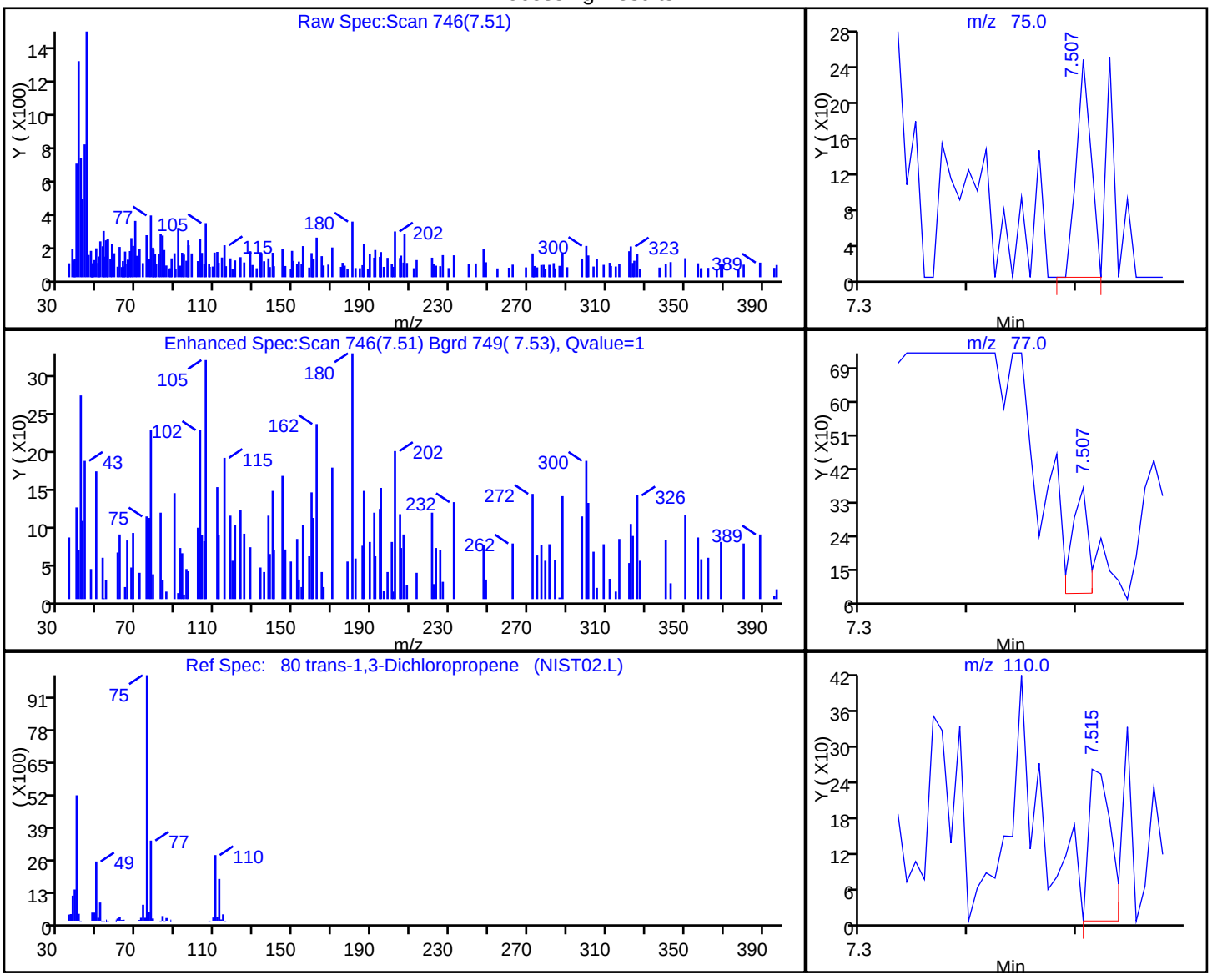

RT	Mass	Response	Amount
7.51	75.00	234	0.049027
7.51	77.00	298	
7.51	110.00	362	

Reviewer: delpolitov, 11-Mar-2018 23:36:23

Audit Action: Marked Compound Undetected Audit Reason: Invalid Compound ID

User Disabled Compound Report

TestAmerica Edison

Data File: \\ChromNA\Edison\ChromData\CVOAMS6\20180309-68530.b\F60569.D
Injection Date: 09-Mar-2018 02:28:30 Instrument ID: CVOAMS6
Lims ID: STD7
Client ID:
Operator ID: ALS Bottle#: 2 Worklist Smp#: 3
Purge Vol: 5.000 mL Dil. Factor: 1.0000
Method: 8260624W6 Limit Group: VOA - 8260C DKQP Water and Solid
Column: Rtx-624 (0.25 mm) Detector MS SCAN

105 trans-1,4-Dichloro-2-butene, CAS: 110-57-6

Processing Results

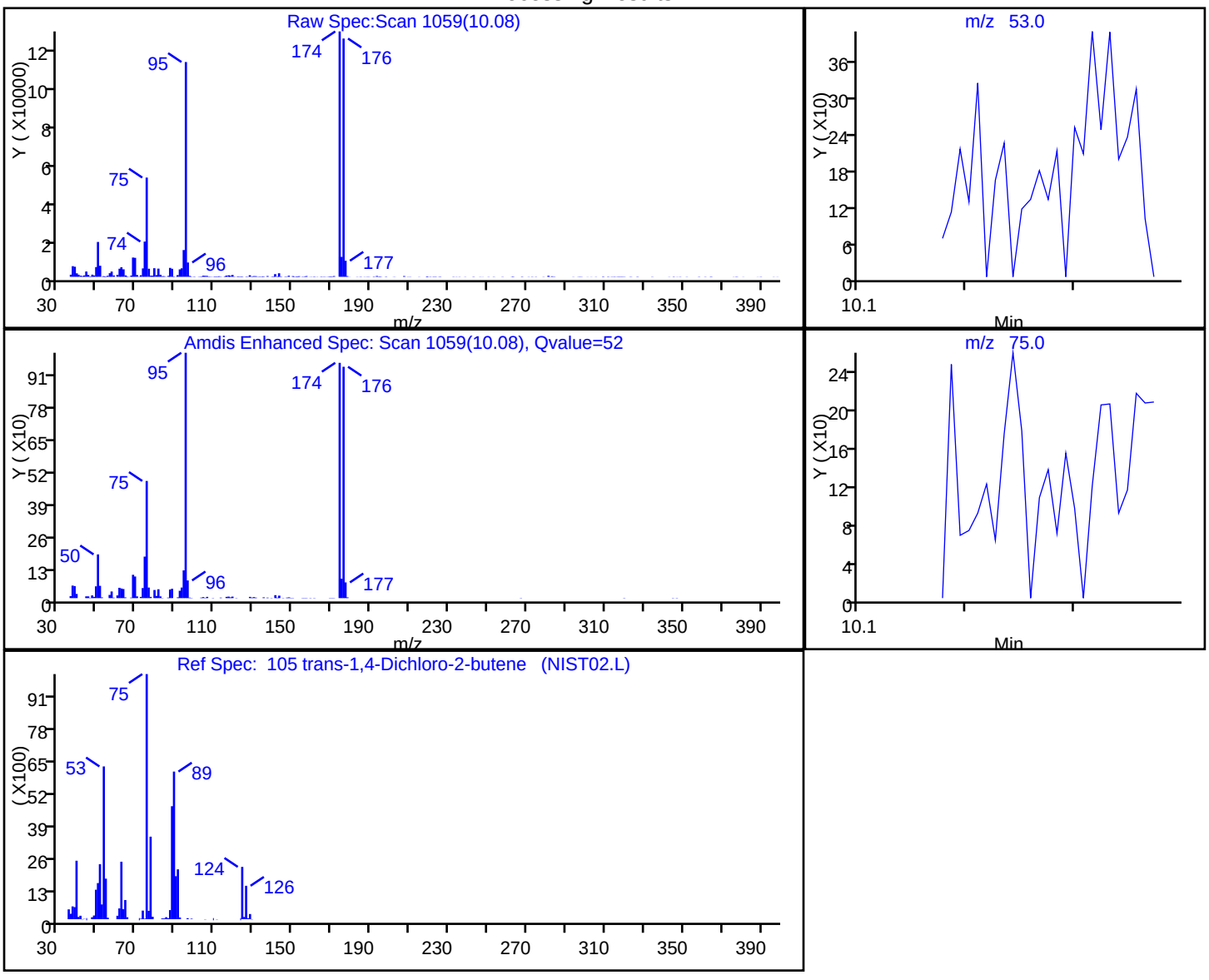

RT	Mass	Response	Amount
10.08	53.00	380	0.308478
10.07	75.00	112849	

Reviewer: delpolitov, 11-Mar-2018 23:36:23
Audit Action: Marked Compound Undetected Audit Reason: Invalid Compound ID

User Disabled Compound Report

TestAmerica Edison

Data File:	\\ChromNA\Edison\ChromData\CVOAMS6\20180309-68530.b\F60569.D		
Injection Date:	09-Mar-2018 02:28:30	Instrument ID:	CVOAMS6
Lims ID:	STD7		
Client ID:			
Operator ID:		ALS Bottle#:	2 Worklist Smp#: 3
Purge Vol:	5.000 mL	Dil. Factor:	1.0000
Method:	8260624W6	Limit Group:	VOA - 8260C DKQP Water and Solid
Column:	Rtx-624 (0.25 mm)	Detector	MS SCAN

63 Trichloroethene, CAS: 79-01-6

Processing Results

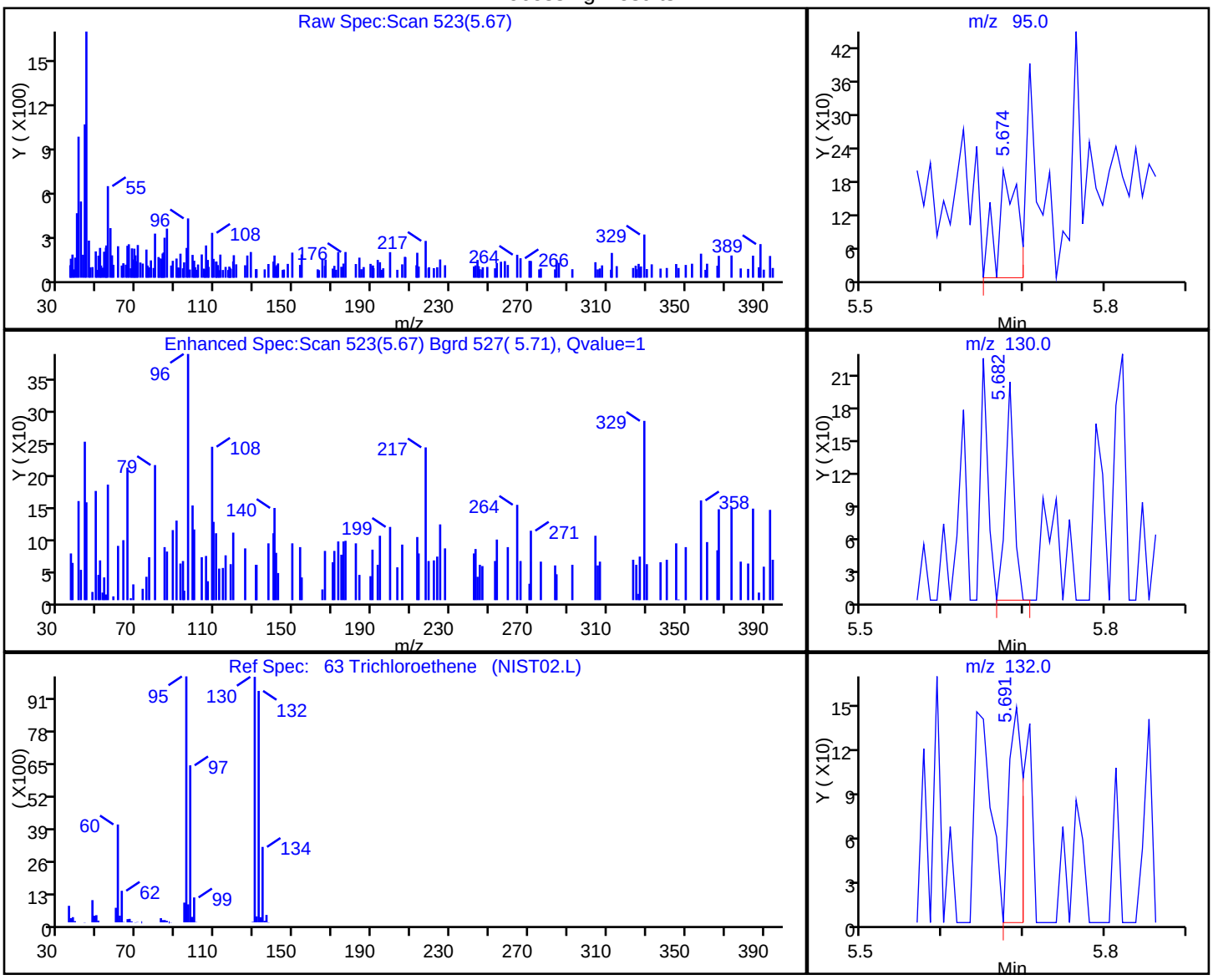

RT	Mass	Response	Amount
5.67	95.00	342	0.094563
5.68	130.00	152	
5.69	132.00	175	

Reviewer: delpolitov, 11-Mar-2018 23:36:23

Audit Action: Marked Compound Undetected Audit Reason: Invalid Compound ID

User Disabled Compound Report

TestAmerica Edison

Data File: \\ChromNA\Edison\ChromData\CVOAMS6\20180309-68530.b\F60569.D
Injection Date: 09-Mar-2018 02:28:30 Instrument ID: CVOAMS6
Lims ID: STD7
Client ID:
Operator ID: ALS Bottle#: 2 Worklist Smp#: 3
Purge Vol: 5.000 mL Dil. Factor: 1.0000
Method: 8260624W6 Limit Group: VOA - 8260C DKQP Water and Solid
Column: Rtx-624 (0.25 mm) Detector MS SCAN

9 Trichlorofluoromethane, CAS: 75-69-4

Processing Results

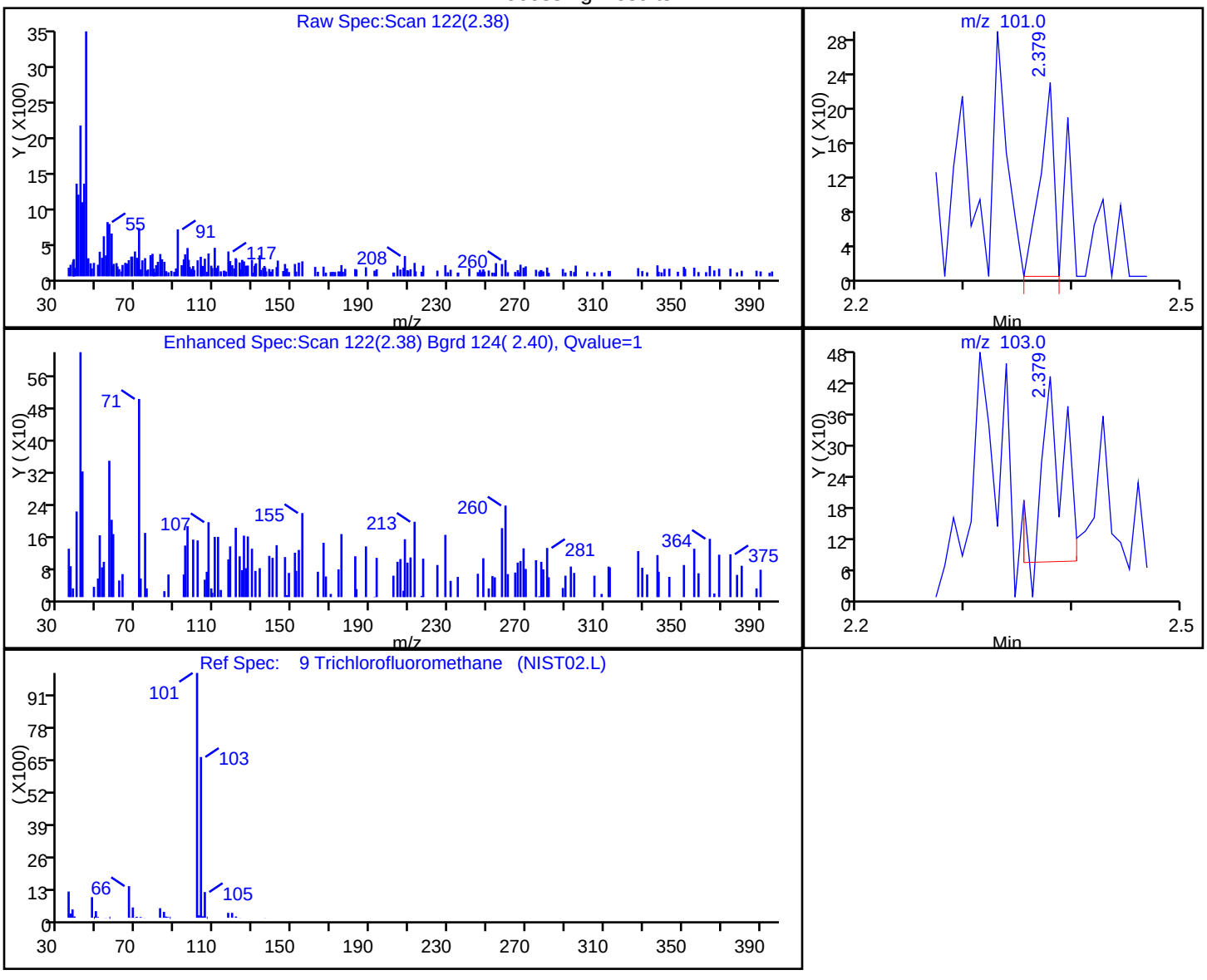

RT	Mass	Response	Amount
2.38	101.00	202	0.035487
2.38	103.00	511	

Reviewer: delpolitov, 11-Mar-2018 23:36:23
Audit Action: Marked Compound Undetected Audit Reason: Invalid Compound ID

User Disabled Compound Report

TestAmerica Edison

Data File: \\ChromNA\Edison\ChromData\CVOAMS6\20180309-68530.b\F60569.D
Injection Date: 09-Mar-2018 02:28:30 Instrument ID: CVOAMS6
Lims ID: STD7
Client ID:
Operator ID: ALS Bottle#: 2 Worklist Smp#: 3
Purge Vol: 5.000 mL Dil. Factor: 1.0000
Method: 8260624W6 Limit Group: VOA - 8260C DKQP Water and Solid
Column: Rtx-624 (0.25 mm) Detector MS SCAN

35 Vinyl acetate, CAS: 108-05-4

Processing Results

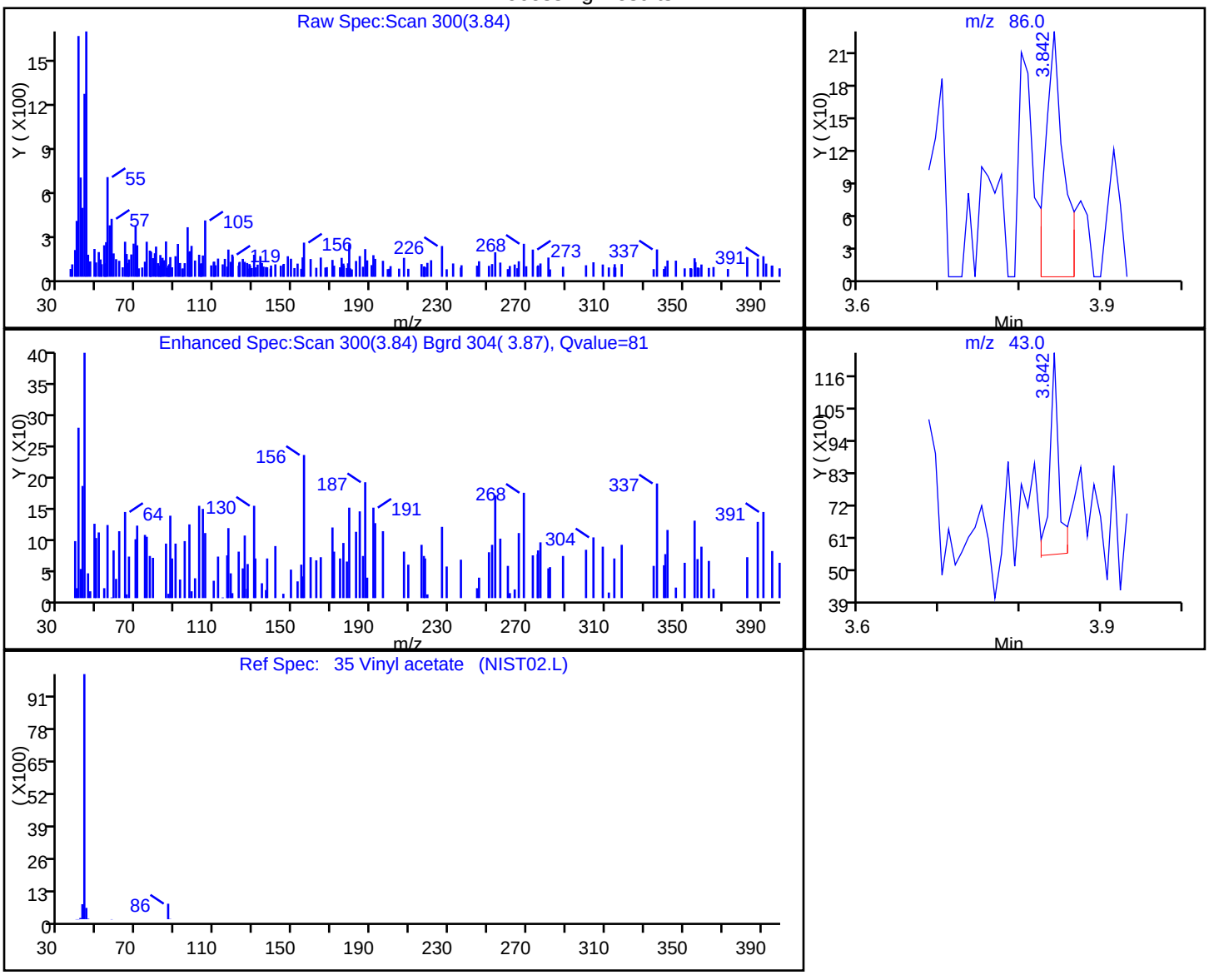

RT	Mass	Response	Amount
3.84	86.00	339	0.545337
3.84	43.00	535	

Reviewer: delpolitov, 11-Mar-2018 23:36:23
Audit Action: Marked Compound Undetected Audit Reason: Invalid Compound ID

User Disabled Compound Report

TestAmerica Edison

Data File: \\ChromNA\Edison\ChromData\CVOAMS6\20180309-68530.b\F60569.D
Injection Date: 09-Mar-2018 02:28:30 Instrument ID: CVOAMS6
Lims ID: STD7
Client ID:
Operator ID: ALS Bottle#: 2 Worklist Smp#: 3
Purge Vol: 5.000 mL Dil. Factor: 1.0000
Method: 8260624W6 Limit Group: VOA - 8260C DKQP Water and Solid
Column: Rtx-624 (0.25 mm) Detector MS SCAN

4 Vinyl chloride, CAS: 75-01-4

Processing Results

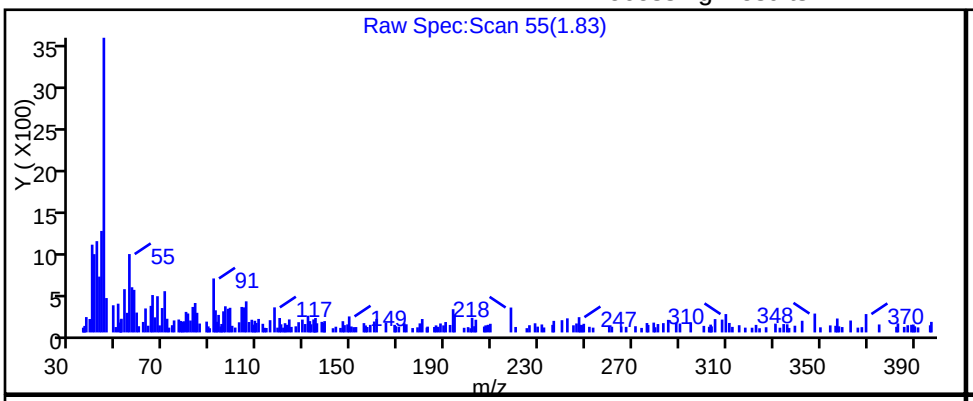

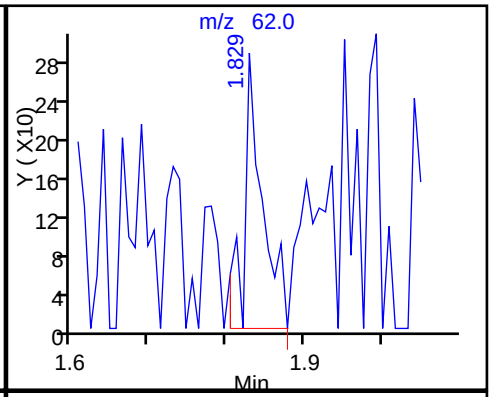

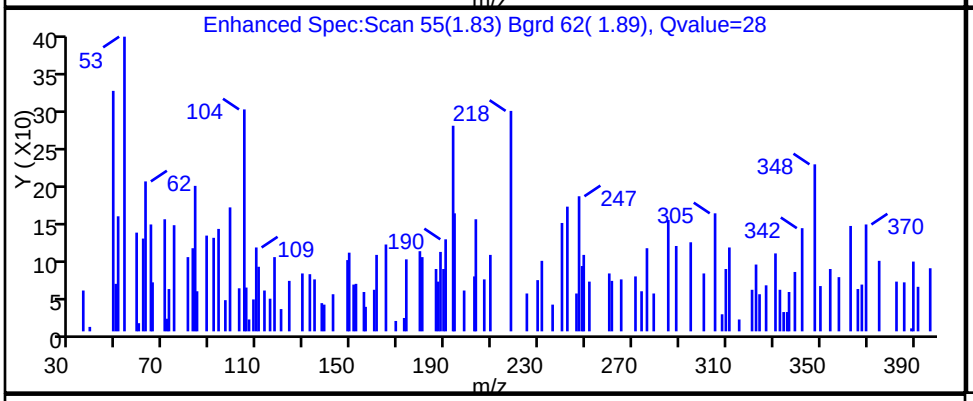

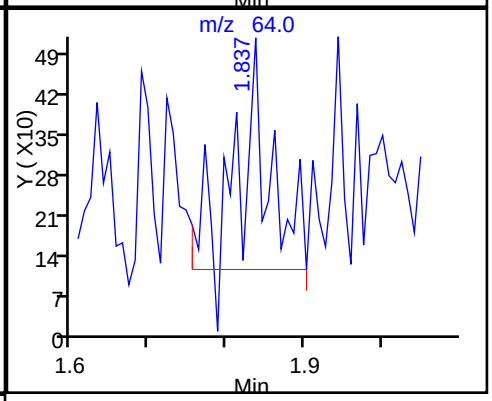

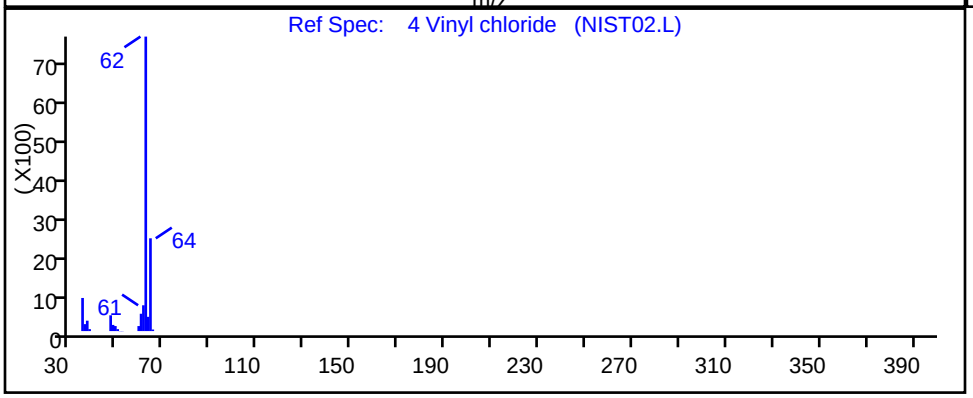

RT	Mass	Response	Amount
1.83	62.00	476	0.115971
1.84	64.00	1171	

Reviewer: delpolitov, 11-Mar-2018 23:36:23
Audit Action: Marked Compound Undetected Audit Reason: Invalid Compound ID

TestAmerica Edison
Target Compound Quantitation Report

Data File: \\ChromNA\Edison\ChromData\CVOAMS6\20180309-68530.b\F60570.D
Lims ID: STD1
Client ID:
Sample Type: IC Calib Level: 1
Inject. Date: 09-Mar-2018 02:51:30 ALS Bottle#: 3 Worklist Smp#: 4
Purge Vol: 5.000 mL Dil. Factor: 1.0000
Sample Info: STD1
Misc. Info.: 460-0068530-004
Operator ID: Instrument ID: CVOAMS6
Sublist: chrom-8260624W6*sub42

Method: \\ChromNA\Edison\ChromData\CVOAMS6\20180309-68530.b\8260624W6.m
Limit Group: VOA - 8260C DKQP Water and Solid
Last Update: 12-Mar-2018 00:56:08 Calib Date: 09-Mar-2018 04:49:30
Integrator: RTE ID Type: Deconvolution ID
Quant Method: Internal Standard Quant By: Initial Calibration
Last ICal File: \\ChromNA\Edison\ChromData\CVOAMS6\20180309-68530.b\F60575.D

Column 1 : Rtx-624 (0.25 mm) Det: MS SCAN
Process Host: XAWRK007

First Level Reviewer: moroneyc Date: 09-Mar-2018 10:42:26

Compound	Sig	RT (min.)	Exp RT (min.)	Dlt RT (min.)	Q	Response	Cal Amt ug/l	OnCol Amt ug/l	Flags
1 Chlorotrifluoroethene	66	1.574	1.549	0.025	11	1110	1.00	1.25	a
2 Dichlorodifluoromethane	85	1.599	1.574	0.025	47	4137	1.00	0.7482	Ma
3 Chloromethane	50	1.730	1.730	0.000	68	3970	1.00	0.9865	
4 Vinyl chloride	62	1.820	1.829	-0.009	69	4134	1.00	1.04	
5 Butadiene	54	1.820	1.837	-0.017	70	3869	1.00	1.14	
6 Bromomethane	94	2.116	2.116	0.000	60	2950	1.00	1.17	
7 Chloroethane	64	2.174	2.174	0.000	42	2253	1.00	1.13	
8 Dichlorofluoromethane	67	2.363	2.363	0.000	63	6330	1.00	1.11	
9 Trichlorofluoromethane	101	2.355	2.371	-0.016	48	6158	1.00	1.12	
10 Pentane	72	2.387	2.388	-0.001	91	1019	2.00	2.00	M
11 Ethanol	46	2.560	2.568	-0.008	25	810	40.0	49.3	M
12 Ethyl ether	59	2.576	2.576	0.000	86	3500	1.00	1.21	
13 2-Methyl-1,3-butadiene	53	2.593	2.601	-0.008	86	4140	1.00	1.27	M
14 1,2-Dichloro-1,1,2-trifluo	117	2.634	2.634	0.000	70	3360	1.00	0.9475	M
15 Acrolein	56	2.757	2.749	0.008	11	1673	4.00	3.47	
16 1,1,2-Trichloro-1,2,2-trif	101	2.774	2.774	0.000	65	4704	1.00	1.14	M
17 1,1-Dichloroethene	96	2.782	2.790	-0.008	86	4575	1.00	1.24	
18 Acetone	43	2.880	2.872	0.008	51	3393	5.00	3.52	
19 Iodomethane	142	2.938	2.938	0.000	94	8265	1.00	1.10	
20 Isopropyl alcohol	45	2.946	2.954	-0.008	35	1508	10.0	8.28	a
21 Carbon disulfide	76	2.987	2.979	0.008	99	12547	1.00	1.07	
22 3-Chloro-1-propene	41	3.094	3.094	0.000	81	6880	1.00	1.03	
24 Methyl acetate	43	3.102	3.102	0.000	97	12737	5.00	5.87	
23 Cyclopentene	67	3.119	3.119	0.000	67	9411	1.00	1.18	M
25 Acetonitrile	41	3.176	3.168	0.008	65	5131	10.0	11.1	Ma
* 26 TBA-d9 (IS)	65	3.209	3.217	-0.008	0	260012	1000.0	1000.0	
27 Methylene Chloride	84	3.217	3.226	-0.009	32	4698	1.00	1.21	
28 2-Methyl-2-propanol	59	3.308	3.275	0.033	1	3810	10.0	11.6	
29 Methyl tert-butyl ether	73	3.382	3.382	0.000	67	9984	1.00	1.01	
30 trans-1,2-Dichloroethene	96	3.406	3.406	0.000	94	4733	1.00	1.27	

Compound	Sig	RT (min.)	Exp RT (min.)	Dlt RT (min.)	Q	Response	Cal Amt ug/l	OnCol Amt ug/l	Flags
31 Acrylonitrile	53	3.480	3.480	0.000	95	11623	10.0	10.7	
32 Hexane	43	3.554	3.554	0.000	76	3403	1.00	1.19	
33 Isopropyl ether	45	3.760	3.760	0.000	59	12731	1.00	1.19	
34 1,1-Dichloroethane	63	3.801	3.801	0.000	55	7264	1.00	1.22	
35 Vinyl acetate	86	3.817	3.809	0.008	97	1637	2.00	2.50	
36 2-Chloro-1,3-butadiene	88	3.850	3.842	0.008	73	3696	1.00	1.16	
37 Tert-butyl ethyl ether	59	4.064	4.072	-0.008	91	11441	1.00	1.09	
* 38 2-Butanone-d5	46	4.269	4.277	-0.008	0	248746	250.0	250.0	
39 2,2-Dichloropropane	97	4.310	4.302	0.008	32	1372	1.00	1.05	M
40 cis-1,2-Dichloroethene	96	4.327	4.318	0.009	48	4458	1.00	1.15	
41 2-Butanone (MEK)	72	4.327	4.327	0.000	88	1020	5.00	4.87	
42 Ethyl acetate	70	4.327	4.327	0.000	82	857	2.00	2.58	
43 Methyl acrylate	55	4.392	4.384	0.008	28	3331	1.00	1.30	
44 Propionitrile	54	4.466	4.466	0.000	59	3764	10.0	9.67	
45 Chlorobromomethane	128	4.540	4.540	0.000	56	2347	1.00	1.13	
46 Tetrahydrofuran	72	4.532	4.540	-0.008	1	805	2.00	2.22	M
47 Methacrylonitrile	67	4.557	4.557	0.000	95	12434	10.0	11.7	
48 Chloroform	83	4.590	4.590	0.000	97	7226	1.00	1.20	
49 Cyclohexane	84	4.721	4.729	-0.008	31	5989	1.00	1.15	
50 1,1,1-Trichloroethane	97	4.746	4.738	0.008	36	6139	1.00	1.05	
$ 51 Dibromofluoromethane (Surr	113	4.746	4.746	0.000	97	157072	50.0	52.4	
52 Carbon tetrachloride	117	4.861	4.861	0.000	74	6444	1.00	1.15	
53 1,1-Dichloropropene	75	4.885	4.885	0.000	88	4464	1.00	1.03	
54 Isobutyl alcohol	43	4.992	5.000	-0.008	28	3116	25.0	28.3	
55 Benzene	78	5.074	5.083	-0.009	48	13212	1.00	1.07	
$ 56 1,2-Dichloroethane-d4 (Sur	65	5.091	5.099	-0.008	0	165992	50.0	52.0	
57 Isopropyl acetate	43	5.124	5.132	-0.008	41	9825	1.00	1.09	a
58 Tert-amyl methyl ether	73	5.140	5.140	0.000	76	11678	1.00	1.08	
59 1,2-Dichloroethane	62	5.181	5.173	0.008	95	5069	1.00	1.15	
60 n-Heptane	57	5.222	5.222	0.000	72	2496	1.00	1.13	
* 61 Fluorobenzene	96	5.362	5.370	-0.008	99	517893	50.0	50.0	
62 n-Butanol	56	5.658	5.658	0.000	52	2415	25.0	30.9	Ma
63 Trichloroethene	95	5.724	5.715	0.009	94	4459	1.00	1.28	
65 Ethyl acrylate	55	5.830	5.839	-0.009	91	8576	1.00	1.15	
64 Methylcyclohexane	83	5.839	5.847	-0.008	85	7154	1.00	1.20	
66 1,2-Dichloropropane	63	6.003	6.003	0.000	25	3857	1.00	1.27	
* 67 1,4-Dioxane-d8	96	6.060	6.060	0.000	0	24696	1000.0	1000.0	
68 Methyl methacrylate	100	6.077	6.077	0.000	84	2031	2.00	2.52	
69 1,4-Dioxane	88	6.118	6.118	0.000	27	1805	50.0	60.1	M
70 n-Propyl acetate	43	6.126	6.126	0.000	85	3597	1.00	1.04	
71 Dibromomethane	93	6.143	6.134	0.009	82	2135	1.00	1.06	
72 Dichlorobromomethane	83	6.282	6.282	0.000	93	4210	1.00	1.00	
73 2-Nitropropane	41	6.619	6.619	0.000	72	3479	2.00	4.28	
74 2-Chloroethyl vinyl ether	63	6.627	6.619	0.008	62	1637	1.00	1.13	
75 Epichlorohydrin	57	6.726	6.726	0.000	95	6321	20.0	27.1	
76 cis-1,3-Dichloropropene	75	6.792	6.784	0.008	88	4838	1.00	0.9679	
77 4-Methyl-2-pentanone (MIBK	43	6.940	6.948	-0.008	95	13833	5.00	5.16	
$ 78 Toluene-d8 (Surr)	98	7.030	7.030	0.000	99	502356	50.0	48.4	
79 Toluene	91	7.104	7.104	0.000	91	15198	1.00	1.12	
80 trans-1,3-Dichloropropene	75	7.466	7.457	0.009	86	4830	1.00	1.07	
81 Ethyl methacrylate	69	7.474	7.482	-0.008	64	3492	1.00	0.9564	
82 1,1,2-Trichloroethane	83	7.671	7.671	0.000	58	3117	1.00	1.28	

Compound	Sig	RT (min.)	Exp RT (min.)	Dlt RT (min.)	Q	Response	Cal Amt ug/l	OnCol Amt ug/l	Flags
83 Tetrachloroethene	166	7.728	7.720	0.008	91	4331	1.00	1.03	
84 1,3-Dichloropropane	76	7.885	7.885	0.000	95	5017	1.00	1.11	
85 2-Hexanone	43	7.942	7.942	0.000	95	9936	5.00	5.70	
86 n-Butyl acetate	43	8.049	8.049	0.000	80	5984	1.00	1.28	
87 Chlorodibromomethane	129	8.106	8.115	-0.009	58	4322	1.00	1.12	
88 Ethylene Dibromide	107	8.271	8.271	0.000	95	3690	1.00	1.21	
* 89 Chlorobenzene-d5	117	8.821	8.821	0.000	86	428213	50.0	50.0	
90 Chlorobenzene	112	8.854	8.854	0.000	94	9996	1.00	1.05	
91 Ethylbenzene	106	8.961	8.961	0.000	98	5948	1.00	1.15	
92 1,1,1,2-Tetrachloroethane	131	8.986	8.977	0.009	68	3907	1.00	1.02	
93 m-Xylene & p-Xylene	106	9.117	9.109	0.008	0	7477	1.00	1.14	
94 n-Butyl acrylate	73	9.536	9.528	0.008	79	2219	1.00	0.9272	
95 o-Xylene	106	9.553	9.553	0.000	91	6753	1.00	1.04	
96 Styrene	104	9.577	9.577	0.000	95	12032	1.00	1.14	
97 Amyl acetate (mixed isomer	43	9.750	9.758	-0.008	81	7227	1.00	1.17	
98 Bromoform	173	9.783	9.783	0.000	94	2584	1.00	0.99	
99 Isopropylbenzene	105	9.890	9.890	0.000	95	19541	1.00	1.13	
$ 100 4-Bromofluorobenzene	174	10.070	10.070	0.000	93	198801	50.0	48.2	
101 Bromobenzene	156	10.194	10.185	0.009	87	5453	1.00	1.13	
102 1,1,2,2-Tetrachloroethane	83	10.226	10.226	0.000	96	4060	1.00	1.12	
103 N-Propylbenzene	91	10.243	10.243	0.000	99	20811	1.00	1.14	
104 1,2,3-Trichloropropane	110	10.267	10.268	-0.001	72	1244	1.00	1.07	
105 trans-1,4-Dichloro-2-buten	53	10.276	10.276	0.000	60	1408	1.00	1.27	
106 2-Chlorotoluene	91	10.333	10.333	0.000	96	14423	1.00	1.14	
107 4-Ethyltoluene	105	10.341	10.341	0.000	96	17802	1.00	1.12	
108 1,3,5-Trimethylbenzene	105	10.391	10.391	0.000	91	16952	1.00	1.15	
109 4-Chlorotoluene	91	10.432	10.432	0.000	96	13478	1.00	1.13	
110 Butyl Methacrylate	87	10.473	10.465	0.008	96	4742	1.00	1.00	
111 tert-Butylbenzene	119	10.629	10.629	0.000	94	12767	1.00	1.03	
112 1,2,4-Trimethylbenzene	105	10.670	10.678	-0.008	97	17121	1.00	1.13	
113 sec-Butylbenzene	105	10.785	10.785	0.000	98	19847	1.00	1.11	
114 4-Isopropyltoluene	119	10.884	10.884	0.000	98	18193	1.00	1.14	
115 1,3-Dichlorobenzene	146	10.892	10.892	0.000	97	9925	1.00	1.15	
* 116 1,4-Dichlorobenzene-d4	152	10.941	10.941	0.000	95	276334	50.0	50.0	
117 1,4-Dichlorobenzene	146	10.958	10.958	0.000	63	10194	1.00	1.15	
132 1,2,3-Trimethylbenzene	105	10.974	10.974	0.000	95	18578	NC	NC	
118 Benzyl chloride	91	11.056	11.056	0.000	98	10010	1.00	1.11	
119 2,3-Dihydroindene	117	11.106	11.106	0.000	95	17687	1.00	1.12	
120 p-Diethylbenzene	119	11.138	11.139	-0.001	95	11211	1.00	1.18	
121 n-Butylbenzene	92	11.155	11.155	0.000	95	8319	1.00	1.10	
122 1,2-Dichlorobenzene	146	11.204	11.204	0.000	95	10884	1.00	1.19	
123 1,2,4,5-Tetramethylbenzene	119	11.615	11.615	0.000	96	19442	1.00	1.14	
124 1,2-Dibromo-3-Chloropropan	75	11.689	11.689	0.000	39	1340	1.00	1.50	
125 1,3,5-Trichlorobenzene	180	11.779	11.779	0.000	95	8865	1.00	1.18	
126 1,2,4-Trichlorobenzene	180	12.182	12.182	0.000	90	7348	1.00	1.05	
127 Hexachlorobutadiene	225	12.248	12.240	0.008	90	3891	1.00	1.16	
128 Naphthalene	128	12.355	12.355	0.000	98	15347	1.00	1.03	
129 1,2,3-Trichlorobenzene	180	12.519	12.519	0.000	95	6683	1.00	1.06	
S 130 1,2-Dichloroethene, Total	100				0		2.00	2.43	
S 131 Xylenes, Total	100				0		2.00	2.19	

QC Flag Legend

Processing Flags

NC - Not Calibrated

Review Flags

M - Manually Integrated

a - User Assigned ID

Reagents:

Ethanol mix_00012	Amount Added:	1.00	Units: uL	
MIX 2 Hi_00068	Amount Added:	1.00	Units: uL	
MIX I Hi_00087	Amount Added:	1.00	Units: uL	
ACROLEIN W_00074	Amount Added:	4.00	Units: uL	
14DIOXINTER_00082	Amount Added:	30.00	Units: uL	
GAS Hi_00244	Amount Added:	1.00	Units: uL	
VOA6IS/SURR_00009	Amount Added:	5.00	Units: uL	Run Reagent

Report Date: 12-Mar-2018 00:56:11 Chrom Revision: 2.2 08-Feb-2018 13:38:42

TestAmerica Edison

Data File: \\ChromNA\Edison\ChromData\CVOAMS6\20180309-68530.b\F60570.D

Injection Date: 09-Mar-2018 02:51:30 Instrument ID: CVOAMS6 Operator ID:

Lims ID: STD1 Worklist Smp#: 4

Client ID:

Purge Vol: 5.000 mL Dil. Factor: 1.0000 ALS Bottle#: 3

Method: 8260624W6 Limit Group: VOA - 8260C DKQP Water and Solid

Column: Rtx-624 (0.25 mm)

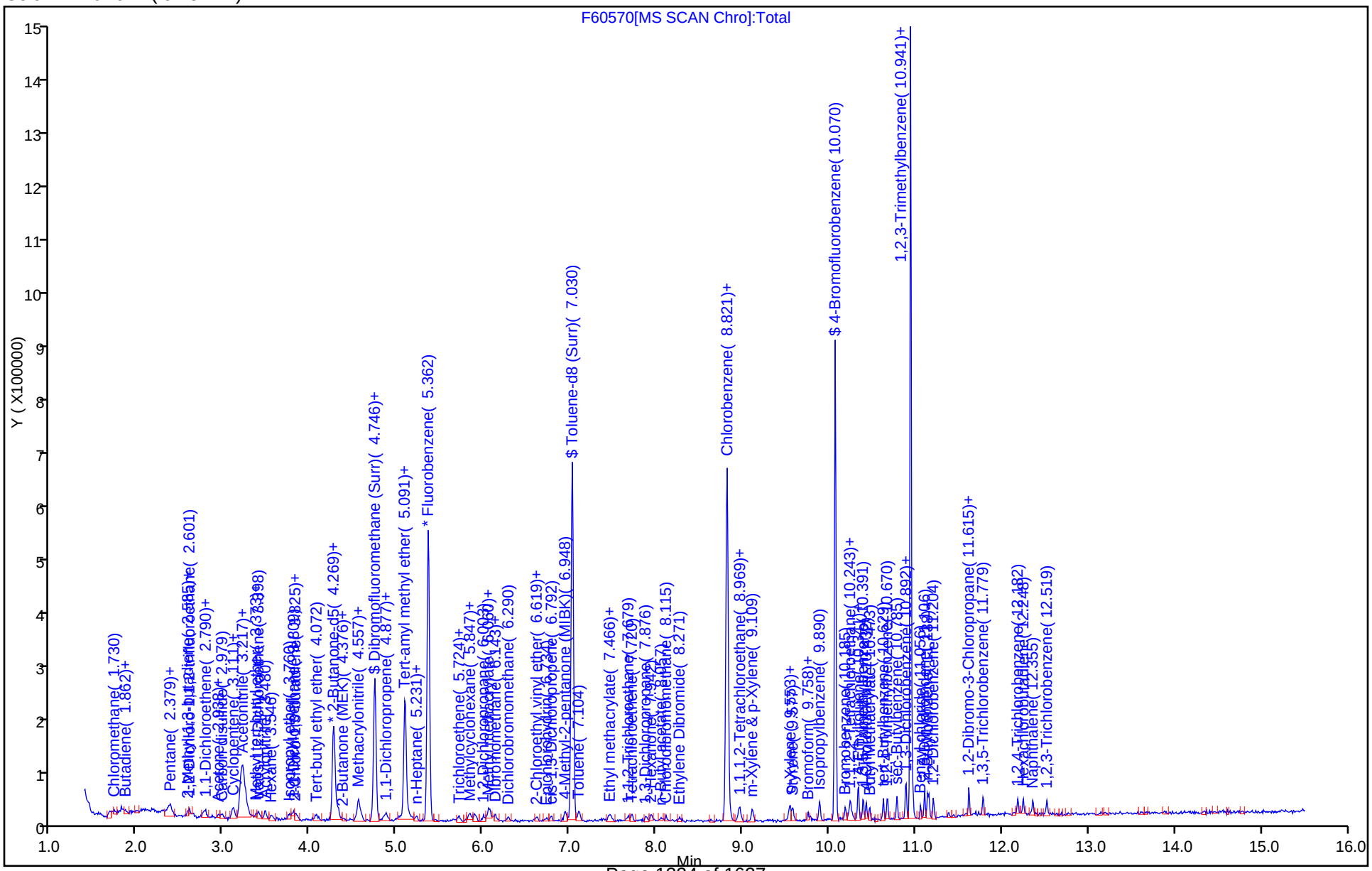

Manual Integration/User Assign Peak Report

TestAmerica Edison

Data File: \\ChromNA\Edison\ChromData\CVOAMS6\20180309-68530.b\F60570.D
Injection Date: 09-Mar-2018 02:51:30 Instrument ID: CVOAMS6
Lims ID: STD1
Client ID:
Operator ID: ALS Bottle#: 3 Worklist Smp#: 4
Purge Vol: 5.000 mL Dil. Factor: 1.0000
Method: 8260624W6 Limit Group: VOA - 8260C DKQP Water and Solid
Column: Rtx-624 (0.25 mm) Detector MS SCAN

1 Chlorotrifluoroethene, CAS: 79-38-9

Signal: 1

Processing Integration Results

RT: 1.50
Area: 432
Amount: 0.480638
Amount Units: ug/l

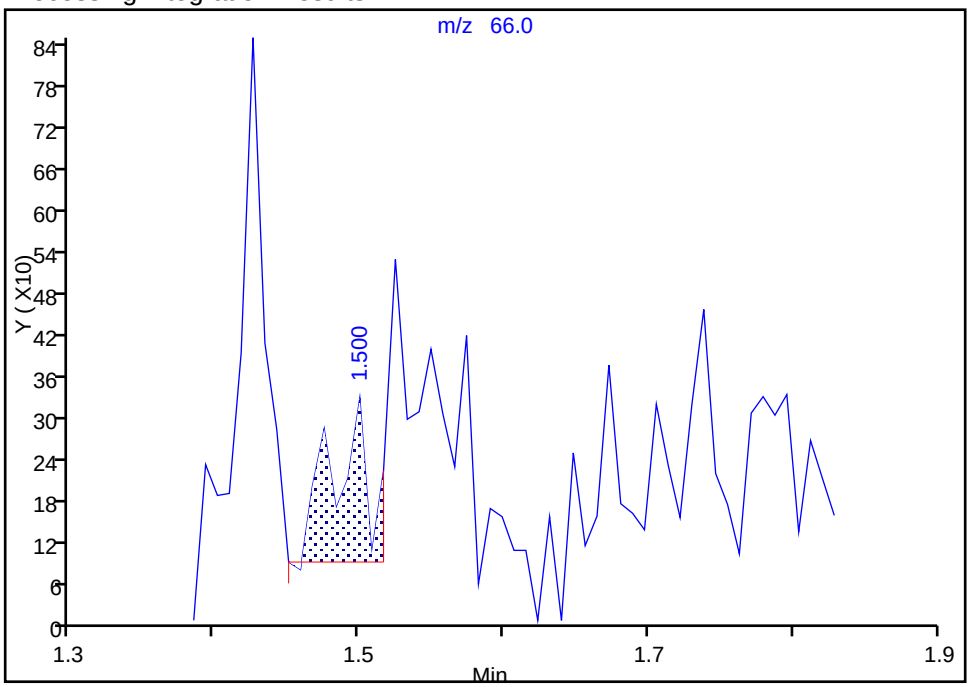

Manual Integration Results

RT: 1.57
Area: 1110
Amount: 1.247910
Amount Units: ug/l

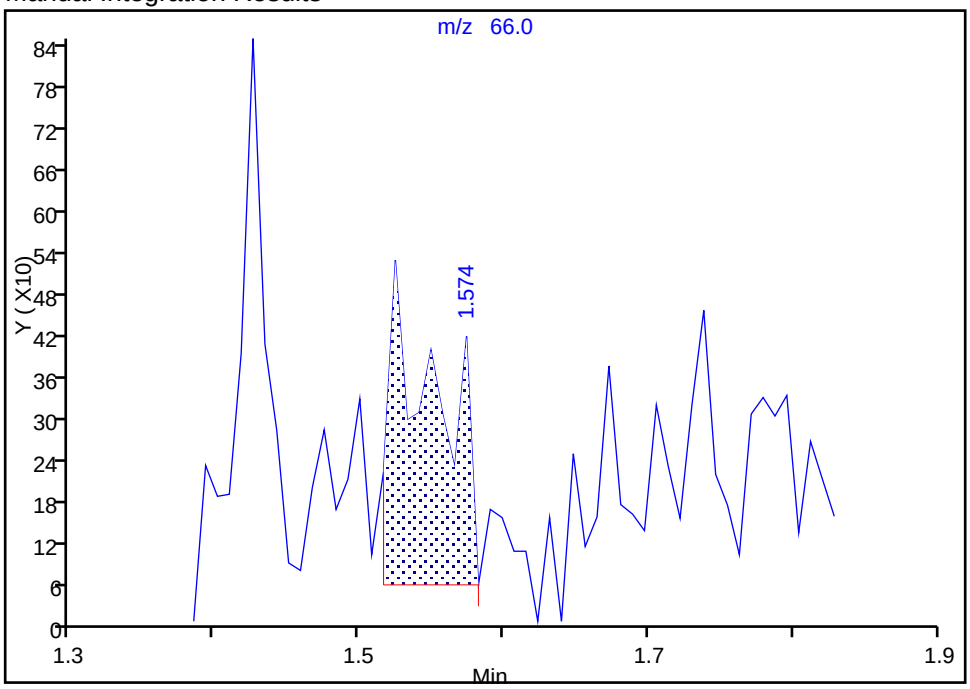

Reviewer: delpolitov, 11-Mar-2018 23:42:25
Audit Action: Assigned Compound ID Audit Reason: Peak assignment corrected

Manual Integration/User Assign Peak Report

TestAmerica Edison

Data File: \\ChromNA\Edison\ChromData\CVOAMS6\20180309-68530.b\F60570.D
Injection Date: 09-Mar-2018 02:51:30 Instrument ID: CVOAMS6
Lims ID: STD1
Client ID:
Operator ID: ALS Bottle#: 3 Worklist Smp#: 4
Purge Vol: 5.000 mL Dil. Factor: 1.0000
Method: 8260624W6 Limit Group: VOA - 8260C DKQP Water and Solid
Column: Rtx-624 (0.25 mm) Detector MS SCAN

2 Dichlorodifluoromethane, CAS: 75-71-8

Signal: 1

Processing Integration Results

RT: 1.51
Area: 334
Amount: 0.055367
Amount Units: ug/l

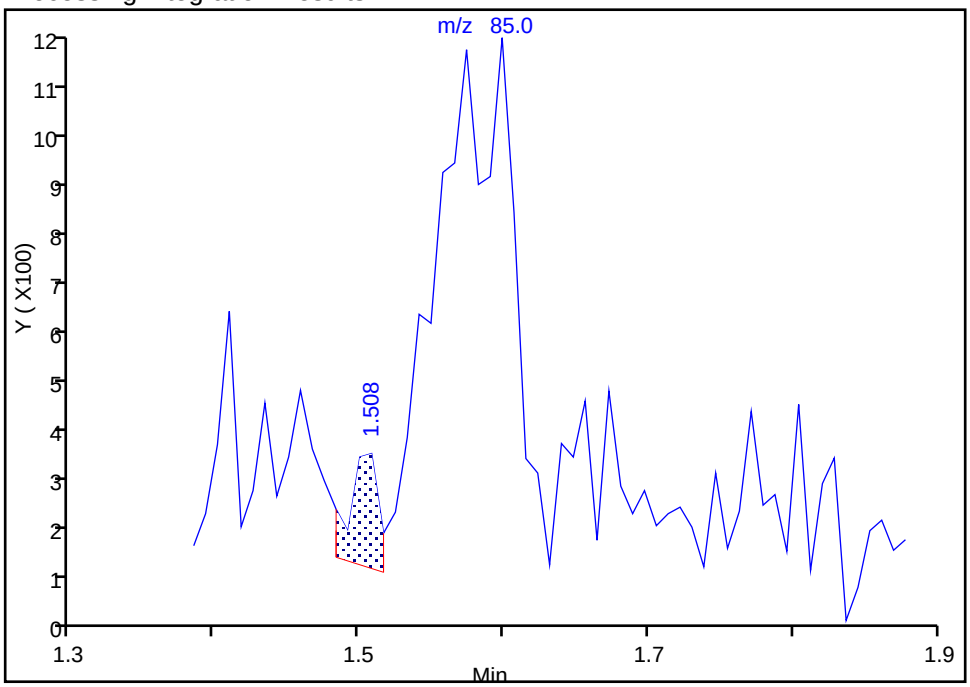

Manual Integration Results

RT: 1.60
Area: 4137
Amount: 0.748219
Amount Units: ug/l

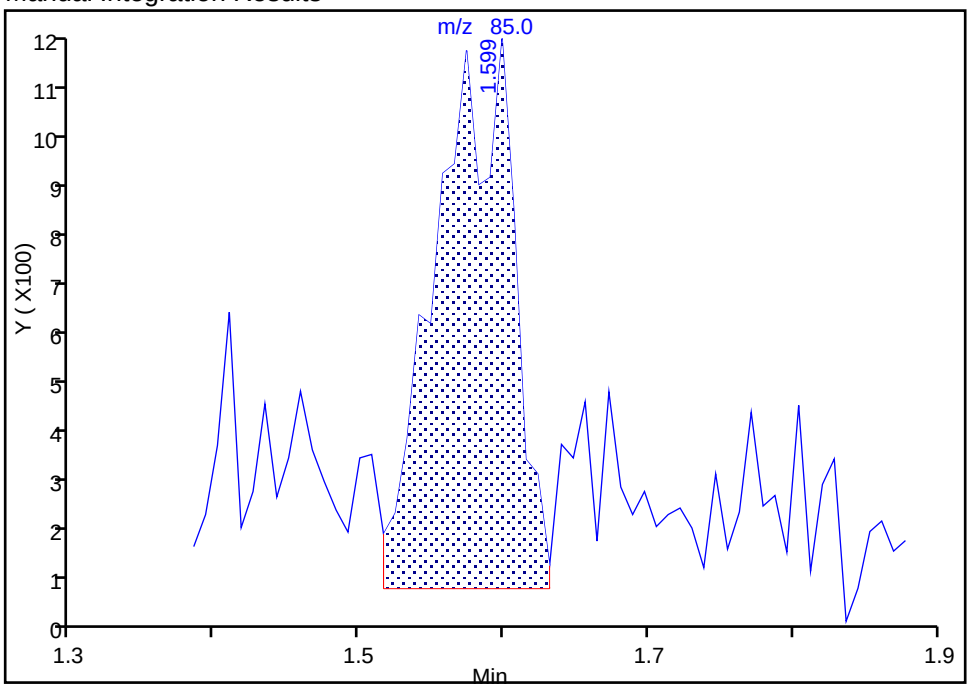

Reviewer: delpolitov, 11-Mar-2018 23:53:40
Audit Action: Manually Integrated Audit Reason: Incomplete Integration

Manual Integration/User Assign Peak Report

TestAmerica Edison

Data File: \\ChromNA\Edison\ChromData\CVOAMS6\20180309-68530.b\F60570.D
Injection Date: 09-Mar-2018 02:51:30 Instrument ID: CVOAMS6
Lims ID: STD1
Client ID:
Operator ID: ALS Bottle#: 3 Worklist Smp#: 4
Purge Vol: 5.000 mL Dil. Factor: 1.0000
Method: 8260624W6 Limit Group: VOA - 8260C DKQP Water and Solid
Column: Rtx-624 (0.25 mm) Detector MS SCAN

10 Pentane, CAS: 109-66-0

Signal: 1

Processing Integration Results

RT: 2.39
Area: 1356
Amount: 2.522057
Amount Units: ug/l

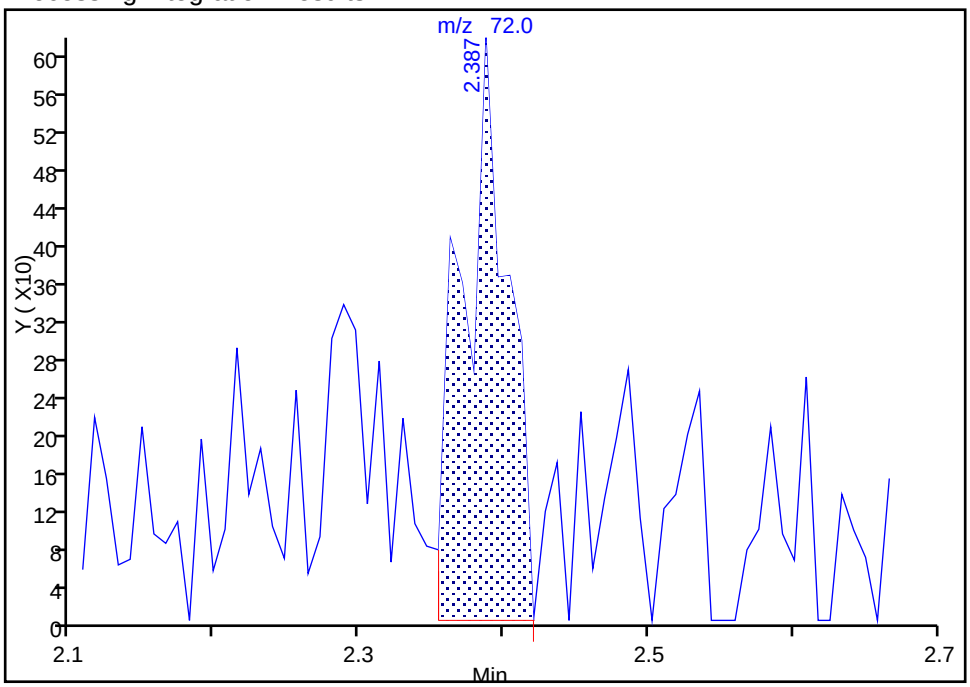

Manual Integration Results

RT: 2.39
Area: 1019
Amount: 1.999713
Amount Units: ug/l

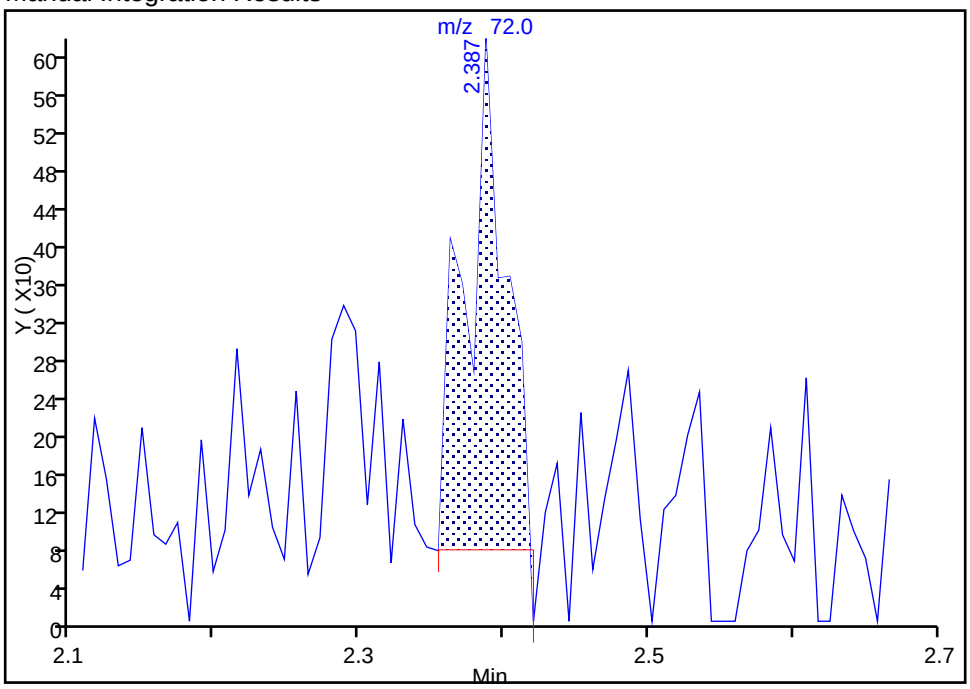

Reviewer: delpolitov, 11-Mar-2018 23:56:44
Audit Action: Manually Integrated Audit Reason: Baseline

Manual Integration/User Assign Peak Report

TestAmerica Edison

Data File: \\ChromNA\Edison\ChromData\CVOAMS6\20180309-68530.b\F60570.D
Injection Date: 09-Mar-2018 02:51:30 Instrument ID: CVOAMS6
Lims ID: STD1
Client ID:
Operator ID: ALS Bottle#: 3 Worklist Smp#: 4
Purge Vol: 5.000 mL Dil. Factor: 1.0000
Method: 8260624W6 Limit Group: VOA - 8260C DKQP Water and Solid
Column: Rtx-624 (0.25 mm) Detector MS SCAN

11 Ethanol, CAS: 64-17-5

Signal: 1

Processing Integration Results

RT: 2.56
Area: 1013
Amount: 60.229184
Amount Units: ug/l

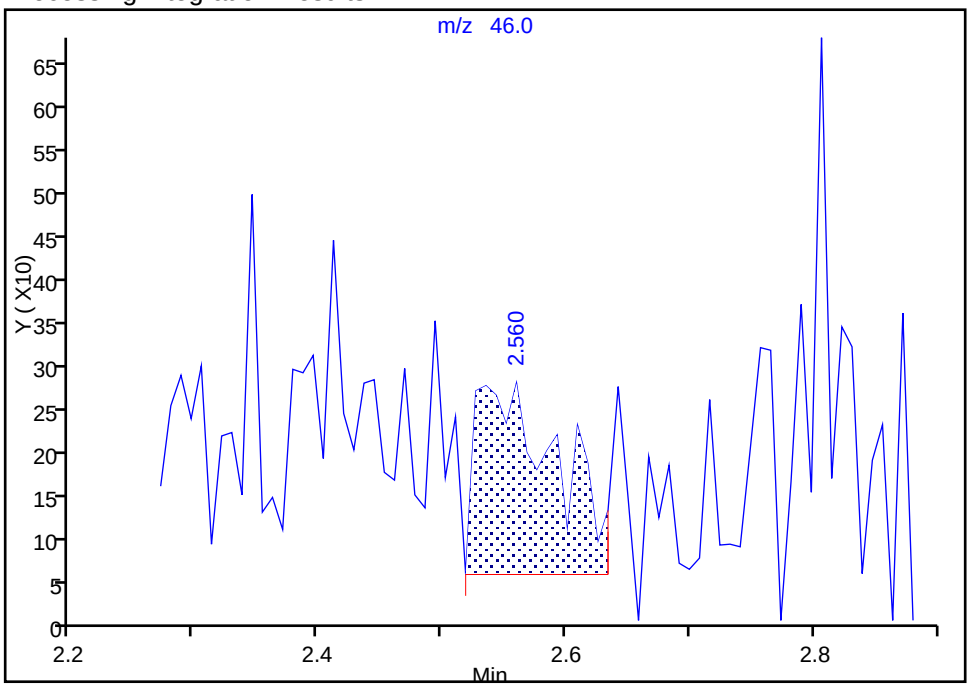

Manual Integration Results

RT: 2.56
Area: 810
Amount: 49.332630
Amount Units: ug/l

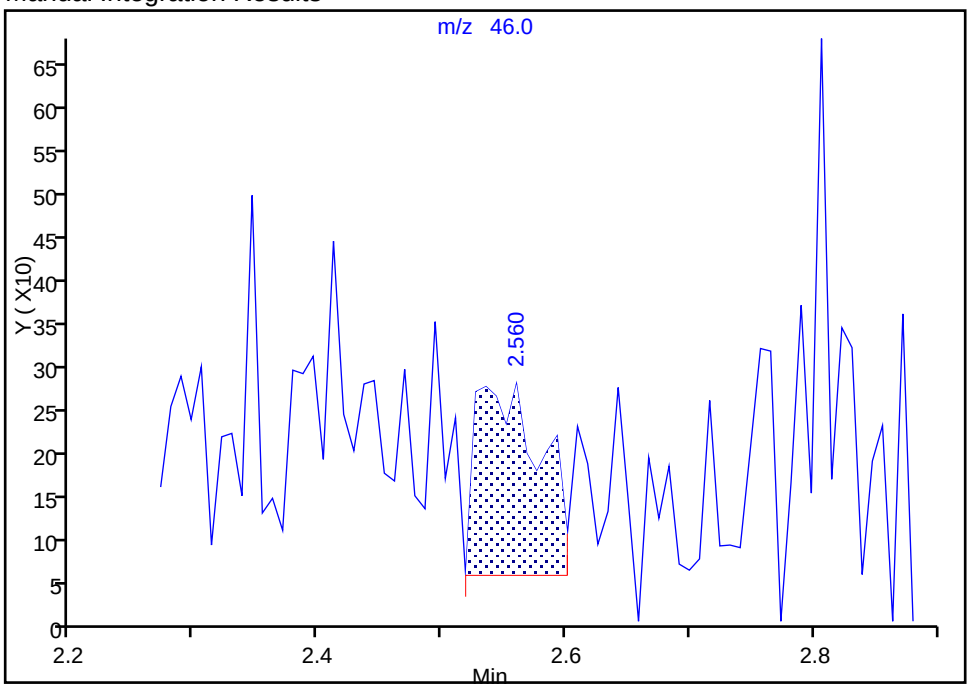

Reviewer: delpolitov, 11-Mar-2018 23:54:11
Audit Action: Split an Integrated Peak Audit Reason: Peak Tail

Manual Integration/User Assign Peak Report

TestAmerica Edison

Data File: \\ChromNA\Edison\ChromData\CVOAMS6\20180309-68530.b\F60570.D
Injection Date: 09-Mar-2018 02:51:30 Instrument ID: CVOAMS6
Lims ID: STD1
Client ID:
Operator ID: ALS Bottle#: 3 Worklist Smp#: 4
Purge Vol: 5.000 mL Dil. Factor: 1.0000
Method: 8260624W6 Limit Group: VOA - 8260C DKQP Water and Solid
Column: Rtx-624 (0.25 mm) Detector MS SCAN

13 2-Methyl-1,3-butadiene, CAS: 78-79-5

Signal: 1

Processing Integration Results

RT: 2.59
Area: 4296
Amount: 1.309491
Amount Units: ug/l

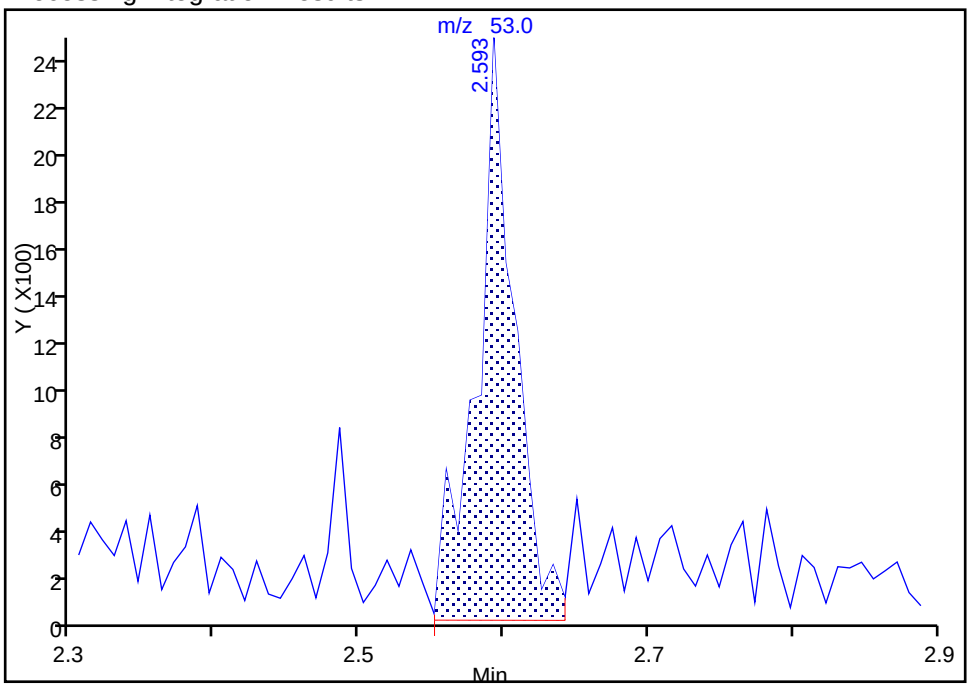

Manual Integration Results

RT: 2.59
Area: 4140
Amount: 1.272020
Amount Units: ug/l

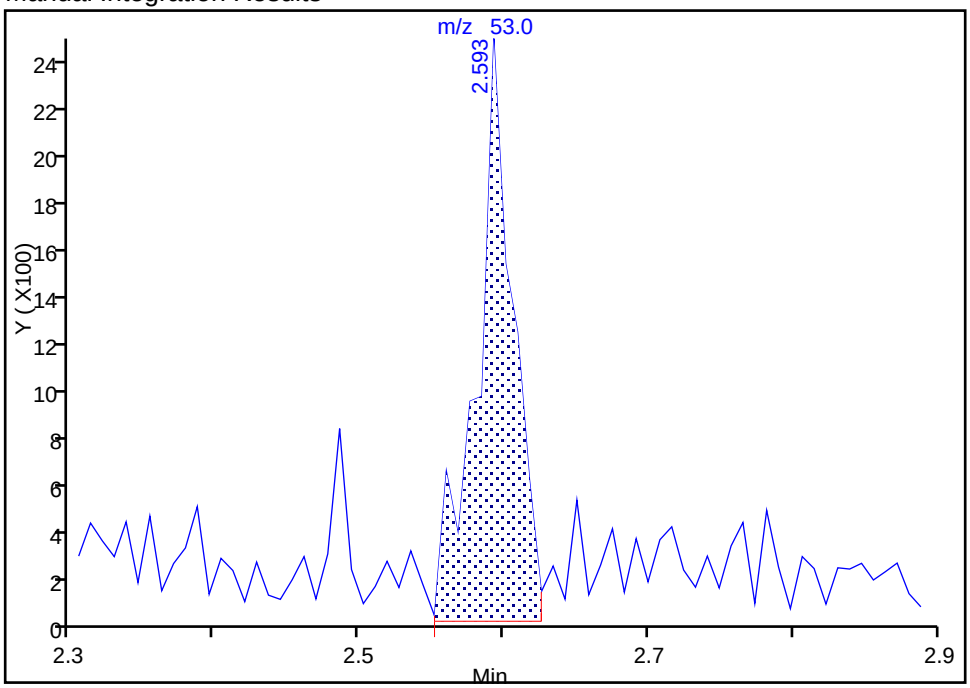

Reviewer: delpolitov, 11-Mar-2018 23:55:46
Audit Action: Split an Integrated Peak Audit Reason: Peak Tail

Manual Integration/User Assign Peak Report

TestAmerica Edison

Data File: \\ChromNA\Edison\ChromData\CVOAMS6\20180309-68530.b\F60570.D
Injection Date: 09-Mar-2018 02:51:30 Instrument ID: CVOAMS6
Lims ID: STD1
Client ID:
Operator ID: ALS Bottle#: 3 Worklist Smp#: 4
Purge Vol: 5.000 mL Dil. Factor: 1.0000
Method: 8260624W6 Limit Group: VOA - 8260C DKQP Water and Solid
Column: Rtx-624 (0.25 mm) Detector MS SCAN

14 1,2-Dichloro-1,1,2-trifluoroethane, CAS: 354-23-4

Signal: 1

Processing Integration Results

RT: 2.63
Area: 5007
Amount: 1.310453
Amount Units: ug/l

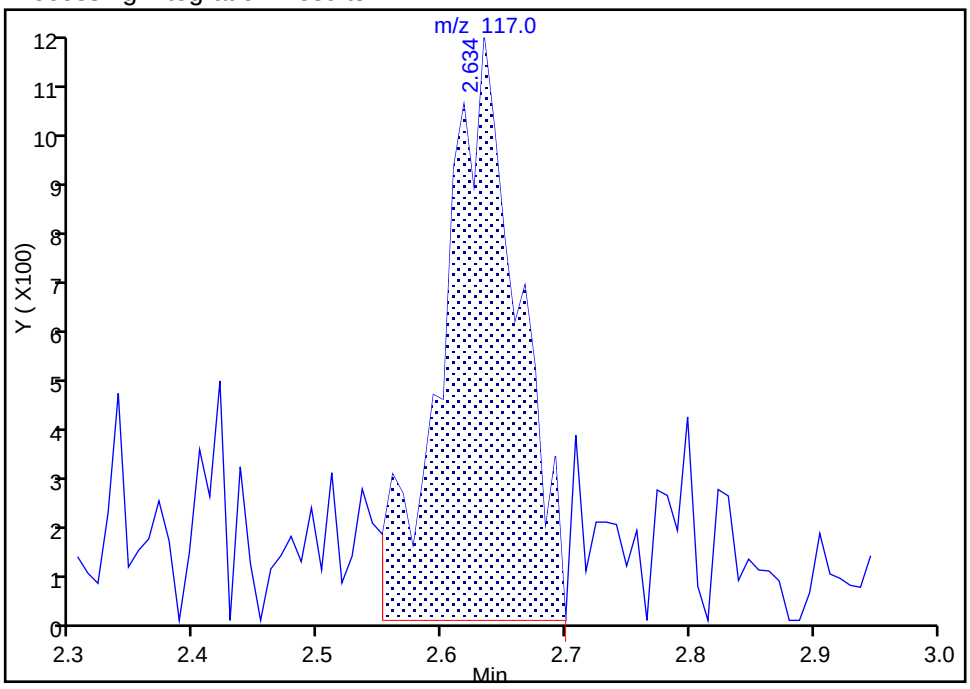

Manual Integration Results

RT: 2.63
Area: 3360
Amount: 0.947462
Amount Units: ug/l

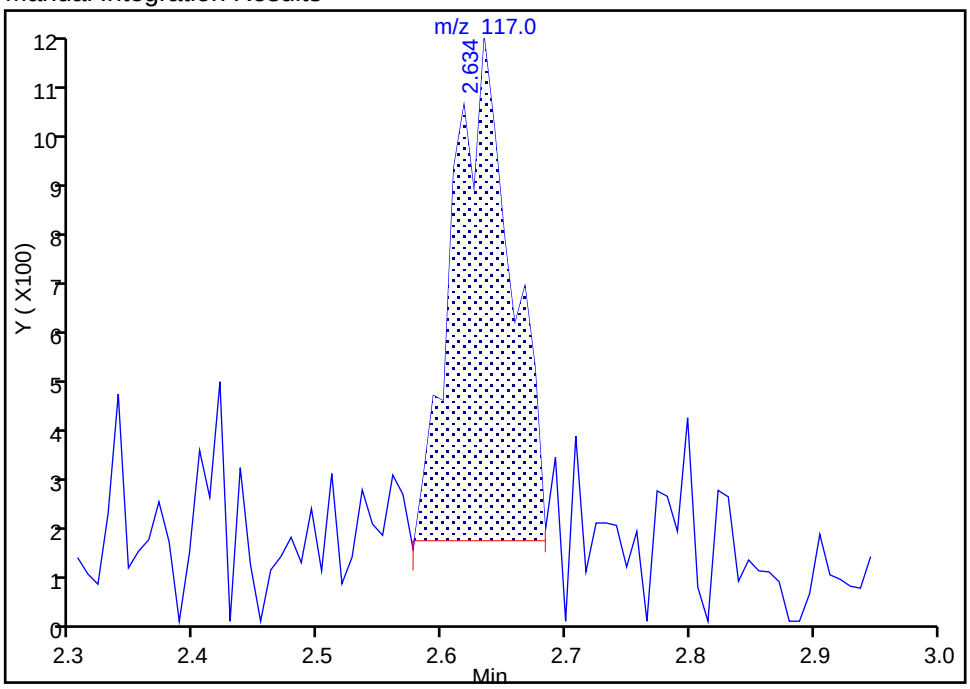

Reviewer: delpolitov, 11-Mar-2018 23:56:04
Audit Action: Manually Integrated Audit Reason: Baseline

Manual Integration/User Assign Peak Report

TestAmerica Edison

Data File: \\ChromNA\Edison\ChromData\CVOAMS6\20180309-68530.b\F60570.D
Injection Date: 09-Mar-2018 02:51:30 Instrument ID: CVOAMS6
Lims ID: STD1
Client ID:
Operator ID: ALS Bottle#: 3 Worklist Smp#: 4
Purge Vol: 5.000 mL Dil. Factor: 1.0000
Method: 8260624W6 Limit Group: VOA - 8260C DKQP Water and Solid
Column: Rtx-624 (0.25 mm) Detector MS SCAN

16 1,1,2-Trichloro-1,2,2-trifluoroethane, CAS: 76-13-1

Signal: 1

Processing Integration Results

RT: 2.77
Area: 5762
Amount: 1.337109
Amount Units: ug/l

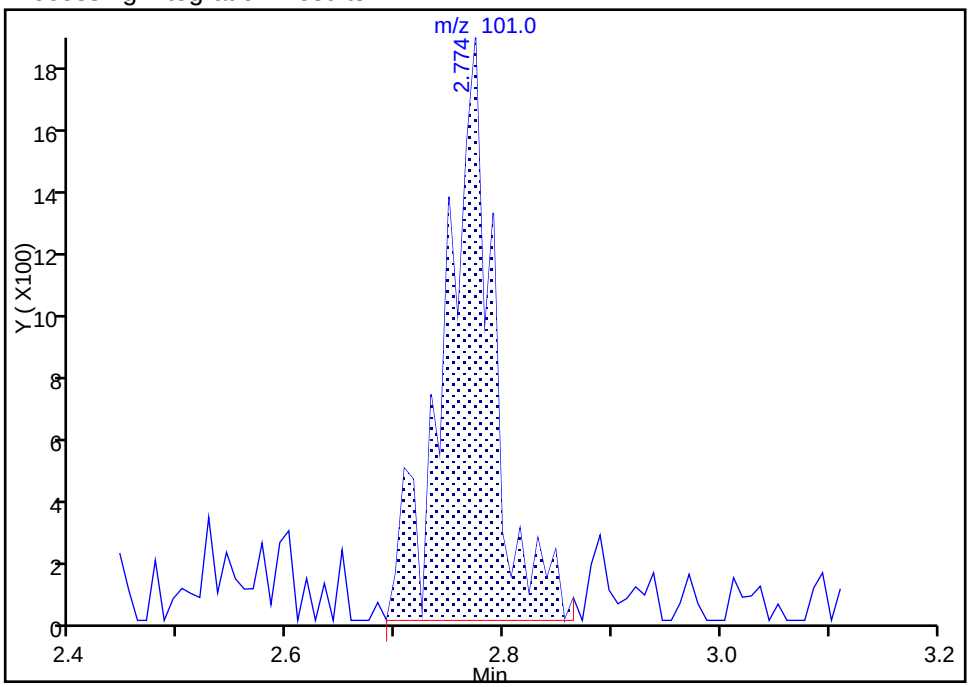

Manual Integration Results

RT: 2.77
Area: 4704
Amount: 1.138166
Amount Units: ug/l

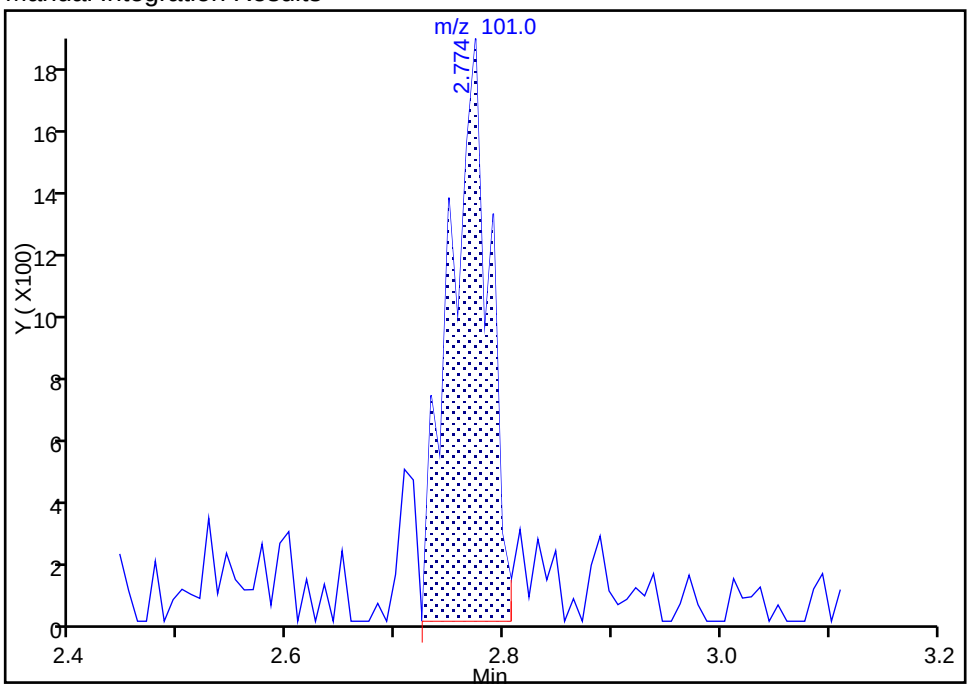

Reviewer: delpolitov, 11-Mar-2018 23:56:58
Audit Action: Split an Integrated Peak Audit Reason: Peak Tail

Manual Integration/User Assign Peak Report

TestAmerica Edison

Data File: \\ChromNA\Edison\ChromData\CVOAMS6\20180309-68530.b\F60570.D
Injection Date: 09-Mar-2018 02:51:30 Instrument ID: CVOAMS6
Lims ID: STD1
Client ID:
Operator ID: ALS Bottle#: 3 Worklist Smp#: 4
Purge Vol: 5.000 mL Dil. Factor: 1.0000
Method: 8260624W6 Limit Group: VOA - 8260C DKQP Water and Solid
Column: Rtx-624 (0.25 mm) Detector MS SCAN

20 Isopropyl alcohol, CAS: 67-63-0

Signal: 1

Processing Integration Results

RT: 2.68
Area: 550
Amount: 2.743459
Amount Units: ug/l

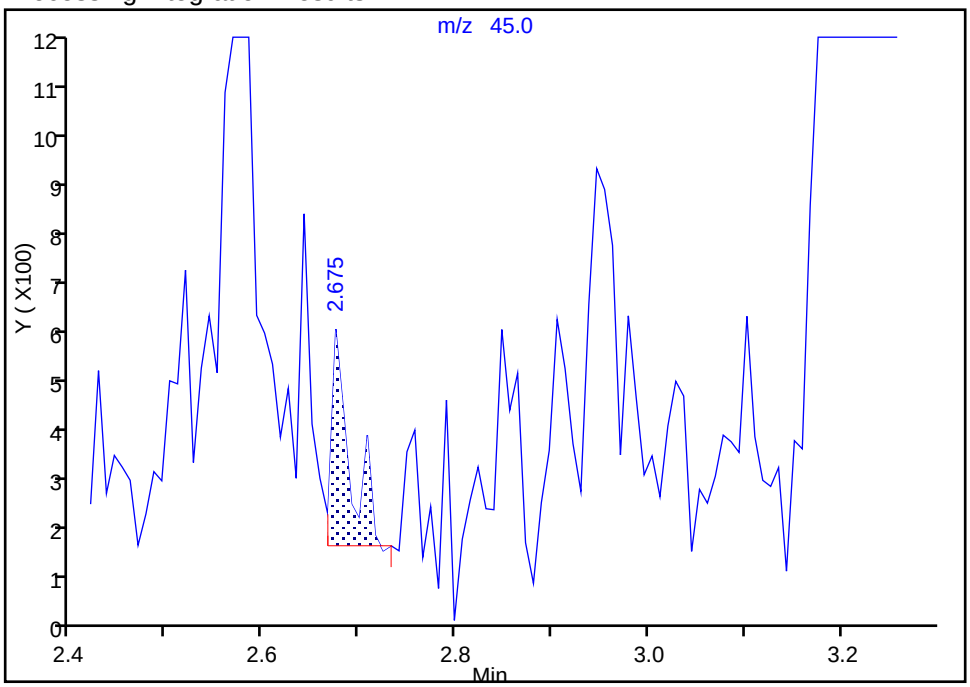

Manual Integration Results

RT: 2.95
Area: 1508
Amount: 8.276635
Amount Units: ug/l

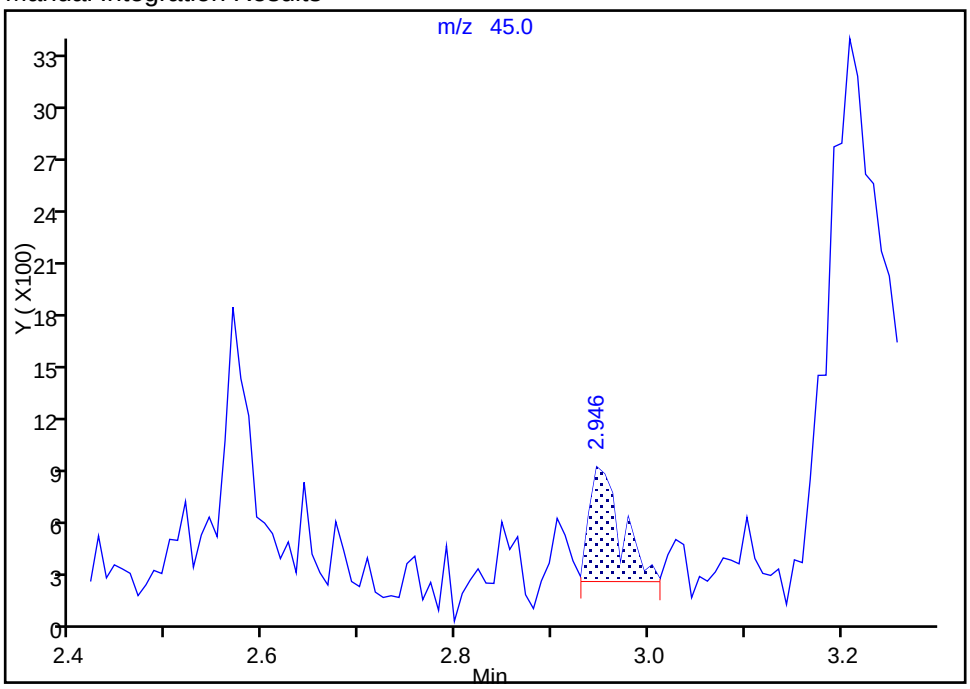

Reviewer: delpolitov, 11-Mar-2018 23:42:59
Audit Action: Assigned Compound ID Audit Reason: Peak assignment corrected

Manual Integration/User Assign Peak Report

TestAmerica Edison

Data File: \\ChromNA\Edison\ChromData\CVOAMS6\20180309-68530.b\F60570.D
Injection Date: 09-Mar-2018 02:51:30 Instrument ID: CVOAMS6
Lims ID: STD1
Client ID:
Operator ID: ALS Bottle#: 3 Worklist Smp#: 4
Purge Vol: 5.000 mL Dil. Factor: 1.0000
Method: 8260624W6 Limit Group: VOA - 8260C DKQP Water and Solid
Column: Rtx-624 (0.25 mm) Detector MS SCAN

23 Cyclopentene, CAS: 142-29-0

Signal: 1

Processing Integration Results

RT: 3.12
Area: 10734
Amount: 1.273791
Amount Units: ug/l

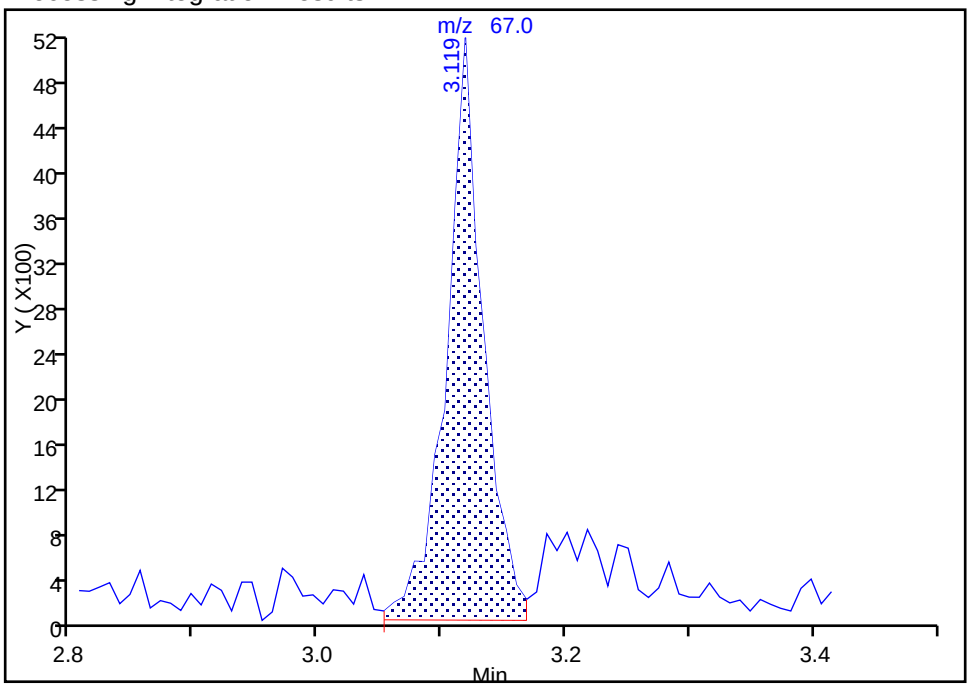

Manual Integration Results

RT: 3.12
Area: 9411
Amount: 1.176976
Amount Units: ug/l

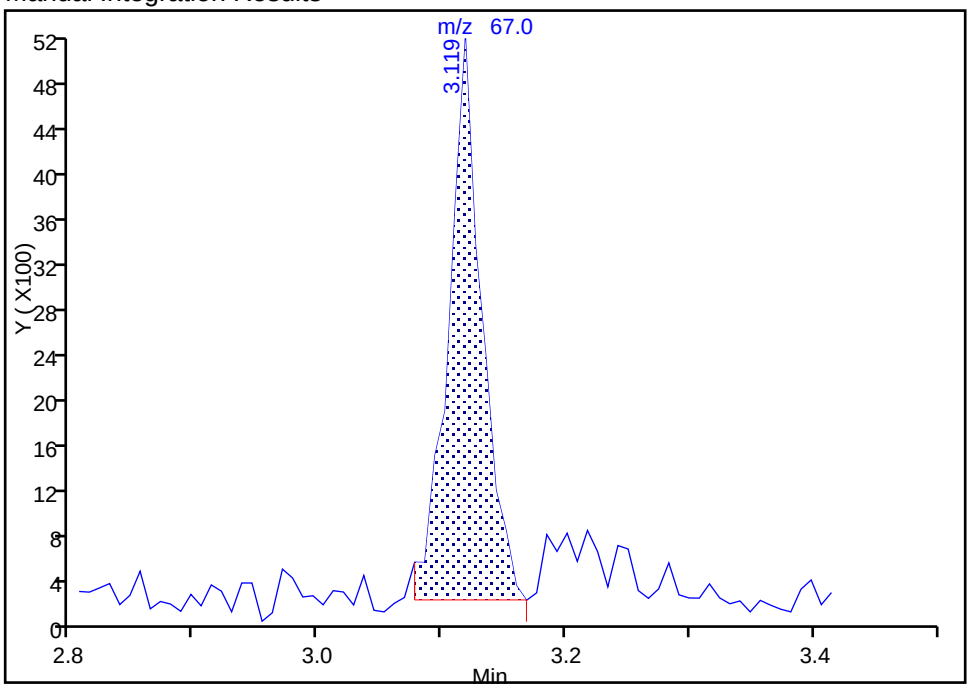

Reviewer: delpolitov, 11-Mar-2018 23:58:11
Audit Action: Manually Integrated Audit Reason: Baseline

Manual Integration/User Assign Peak Report

TestAmerica Edison

Data File: \\ChromNA\Edison\ChromData\CVOAMS6\20180309-68530.b\F60570.D
Injection Date: 09-Mar-2018 02:51:30 Instrument ID: CVOAMS6
Lims ID: STD1
Client ID:
Operator ID: ALS Bottle#: 3 Worklist Smp#: 4
Purge Vol: 5.000 mL Dil. Factor: 1.0000
Method: 8260624W6 Limit Group: VOA - 8260C DKQP Water and Solid
Column: Rtx-624 (0.25 mm) Detector MS SCAN

25 Acetonitrile, CAS: 75-05-8

Signal: 1

Processing Integration Results

RT: 2.96
Area: 775
Amount: 1.093388
Amount Units: ug/l

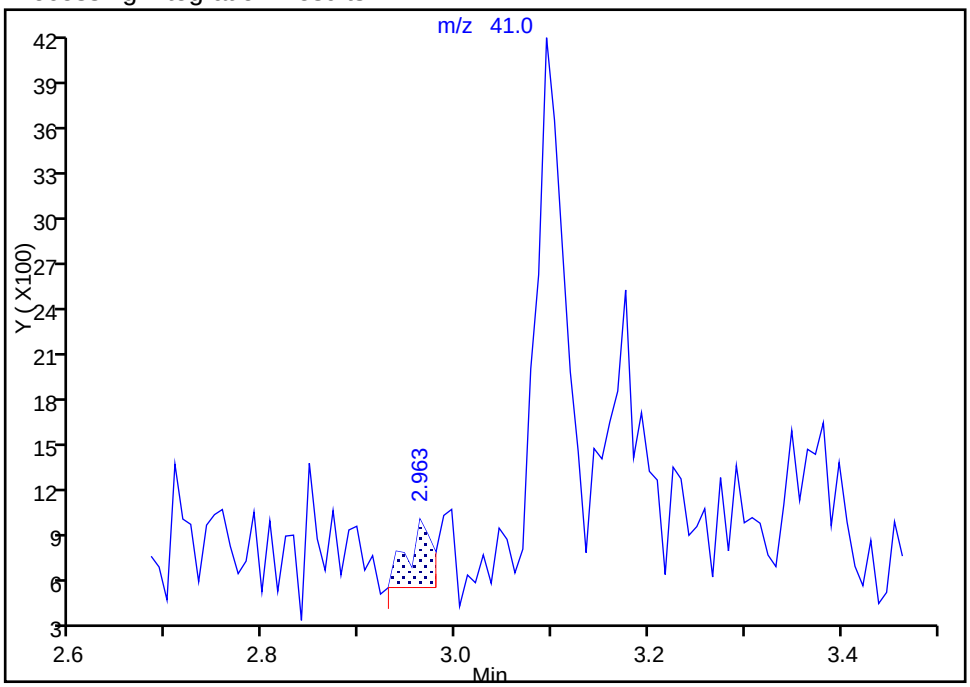

Manual Integration Results

RT: 3.18
Area: 5131
Amount: 11.113382
Amount Units: ug/l

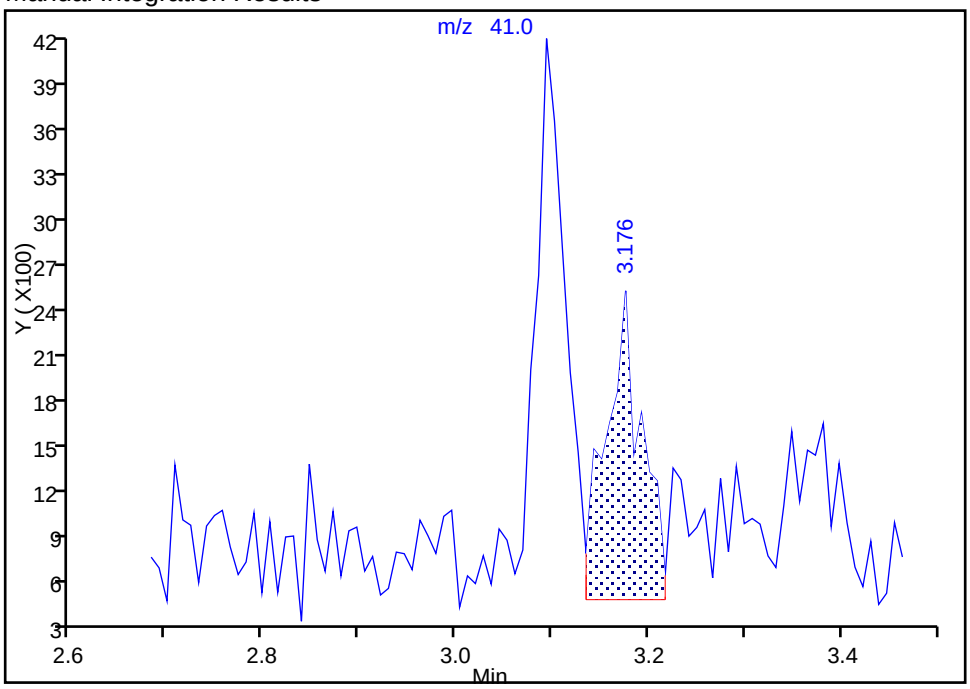

Reviewer: delpolitov, 11-Mar-2018 23:58:22
Audit Action: Manually Integrated Audit Reason: Baseline

Manual Integration/User Assign Peak Report

TestAmerica Edison

Data File: \\ChromNA\Edison\ChromData\CVOAMS6\20180309-68530.b\F60570.D
Injection Date: 09-Mar-2018 02:51:30 Instrument ID: CVOAMS6
Lims ID: STD1
Client ID:
Operator ID: ALS Bottle#: 3 Worklist Smp#: 4
Purge Vol: 5.000 mL Dil. Factor: 1.0000
Method: 8260624W6 Limit Group: VOA - 8260C DKQP Water and Solid
Column: Rtx-624 (0.25 mm) Detector MS SCAN

39 2,2-Dichloropropane, CAS: 594-20-7

Signal: 1

Processing Integration Results

RT: 4.31
Area: 1101
Amount: 0.869158
Amount Units: ug/l

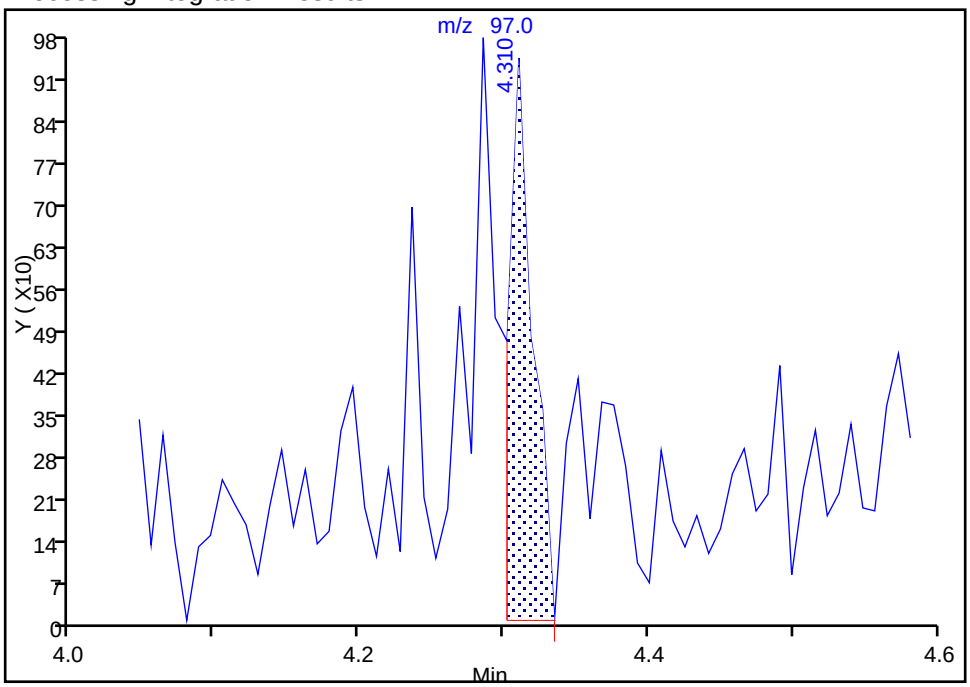

Manual Integration Results

RT: 4.31
Area: 1372
Amount: 1.045804
Amount Units: ug/l

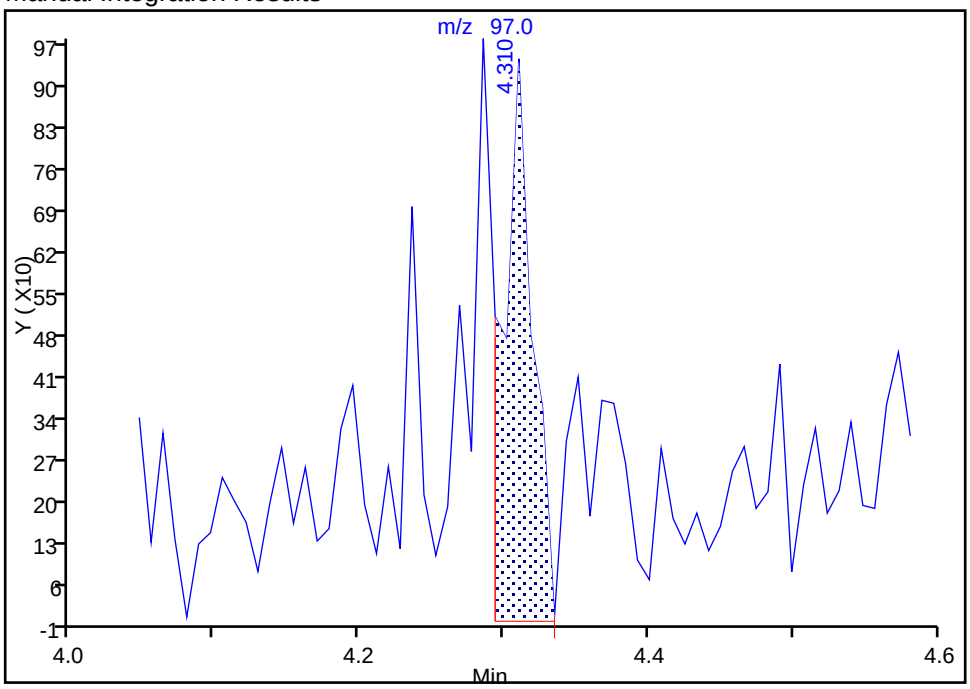

Reviewer: delpolitov, 11-Mar-2018 23:45:57
Audit Action: Manually Integrated Audit Reason: Incomplete Integration

Manual Integration/User Assign Peak Report

TestAmerica Edison

Data File: \\ChromNA\Edison\ChromData\CVOAMS6\20180309-68530.b\F60570.D
Injection Date: 09-Mar-2018 02:51:30 Instrument ID: CVOAMS6
Lims ID: STD1
Client ID:
Operator ID: ALS Bottle#: 3 Worklist Smp#: 4
Purge Vol: 5.000 mL Dil. Factor: 1.0000
Method: 8260624W6 Limit Group: VOA - 8260C DKQP Water and Solid
Column: Rtx-624 (0.25 mm) Detector MS SCAN

46 Tetrahydrofuran, CAS: 109-99-9

Signal: 1

Processing Integration Results

RT: 4.53
Area: 1266
Amount: 3.486318
Amount Units: ug/l

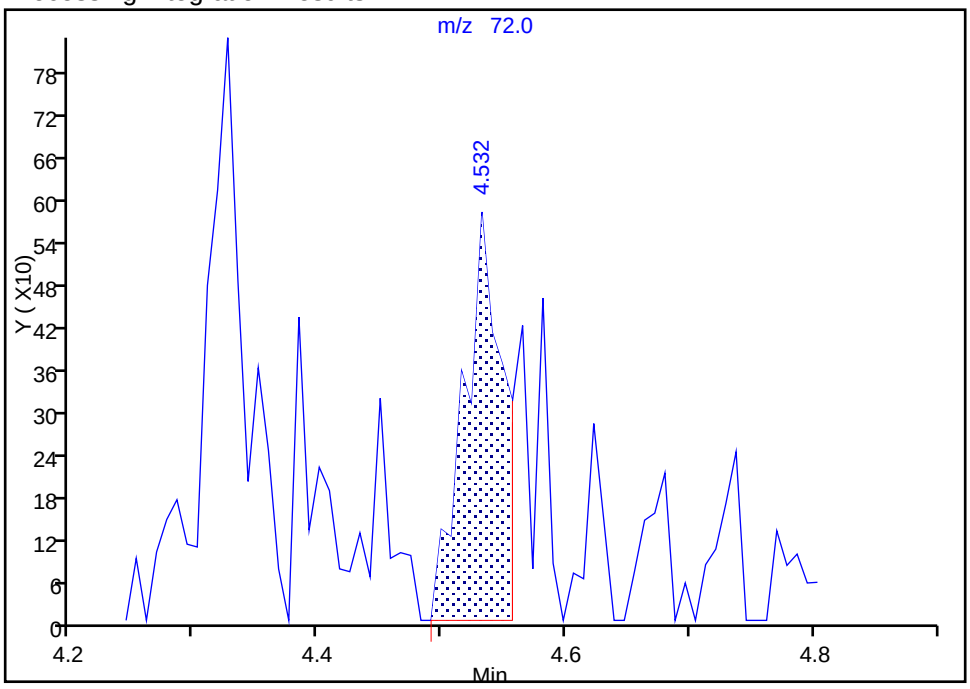

Manual Integration Results

RT: 4.53
Area: 805
Amount: 2.218662
Amount Units: ug/l

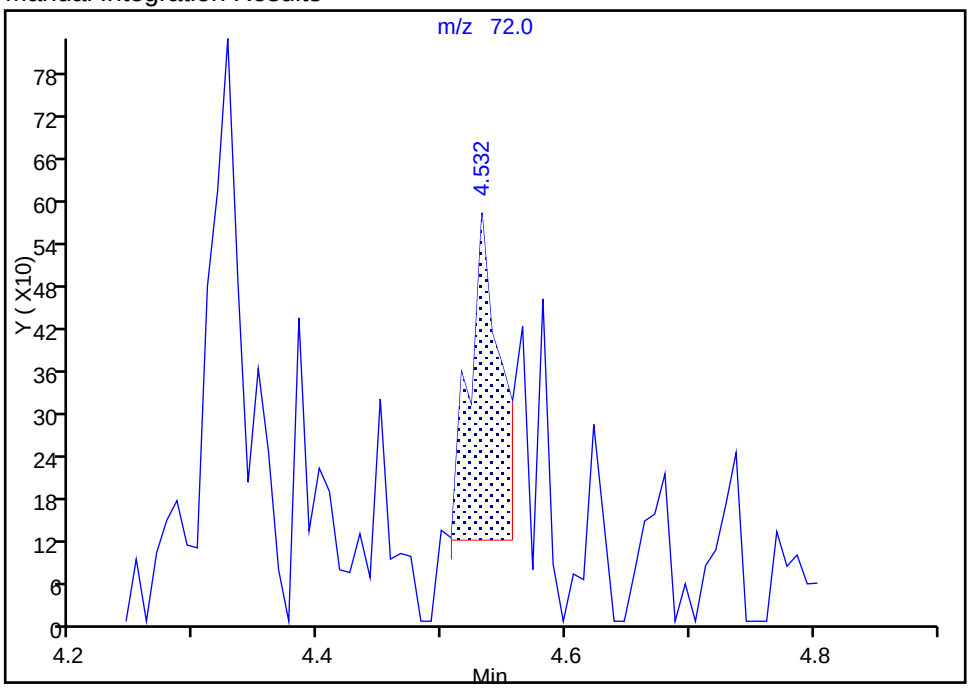

Reviewer: delpolitov, 12-Mar-2018 00:00:03
Audit Action: Manually Integrated Audit Reason: Baseline

Manual Integration/User Assign Peak Report

TestAmerica Edison

Data File: \\ChromNA\Edison\ChromData\CVOAMS6\20180309-68530.b\F60570.D
Injection Date: 09-Mar-2018 02:51:30 Instrument ID: CVOAMS6
Lims ID: STD1
Client ID:
Operator ID: ALS Bottle#: 3 Worklist Smp#: 4
Purge Vol: 5.000 mL Dil. Factor: 1.0000
Method: 8260624W6 Limit Group: VOA - 8260C DKQP Water and Solid
Column: Rtx-624 (0.25 mm) Detector MS SCAN

57 Isopropyl acetate, CAS: 108-21-4

Signal: 1

Not Detected
Expected RT: 5.13

Processing Integration Results

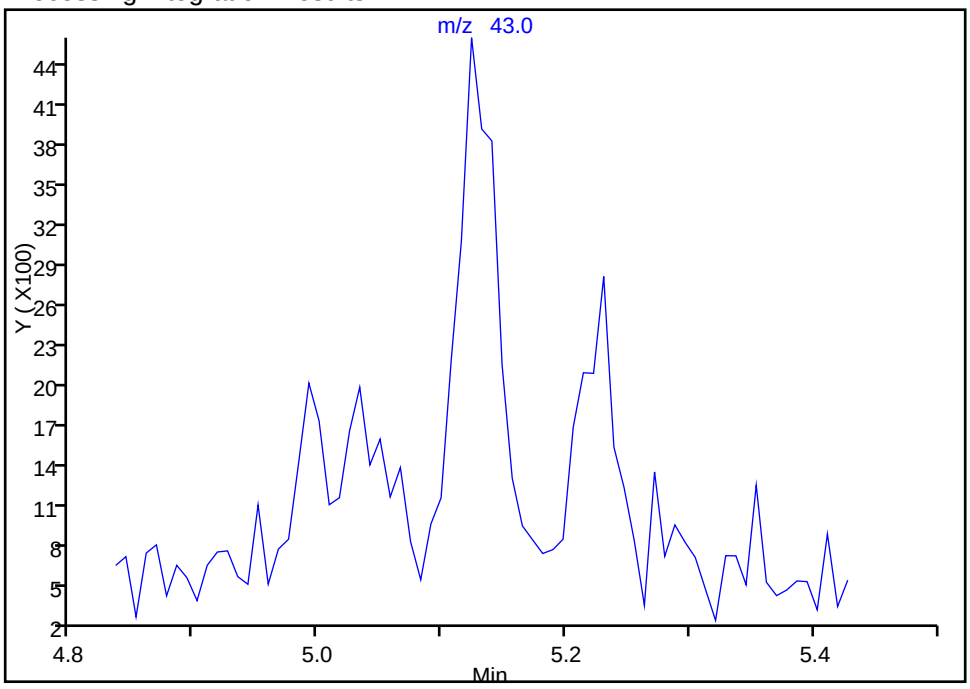

Manual Integration Results

RT: 5.12
Area: 9825
Amount: 1.085173
Amount Units: ug/l

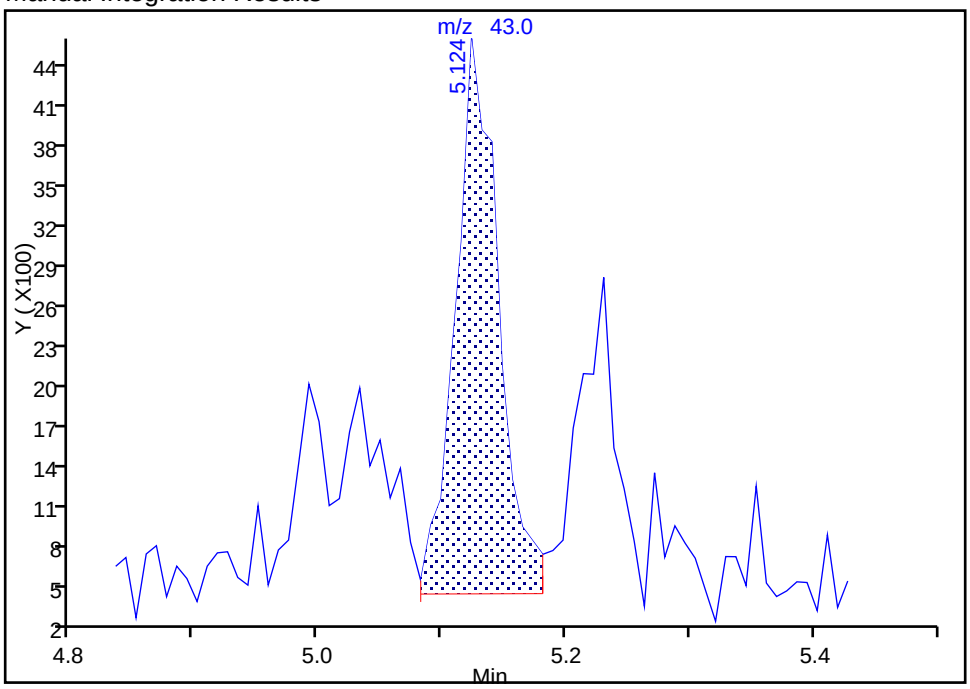

Reviewer: delpolitov, 11-Mar-2018 23:43:40
Audit Action: Assigned Compound ID Audit Reason: Peak assignment corrected

Manual Integration/User Assign Peak Report

TestAmerica Edison

Data File: \\ChromNA\Edison\ChromData\CVOAMS6\20180309-68530.b\F60570.D
Injection Date: 09-Mar-2018 02:51:30 Instrument ID: CVOAMS6
Lims ID: STD1
Client ID:
Operator ID: ALS Bottle#: 3 Worklist Smp#: 4
Purge Vol: 5.000 mL Dil. Factor: 1.0000
Method: 8260624W6 Limit Group: VOA - 8260C DKQP Water and Solid
Column: Rtx-624 (0.25 mm) Detector MS SCAN

62 n-Butanol, CAS: 71-36-3

Signal: 1

Not Detected
Expected RT: 5.66

Processing Integration Results

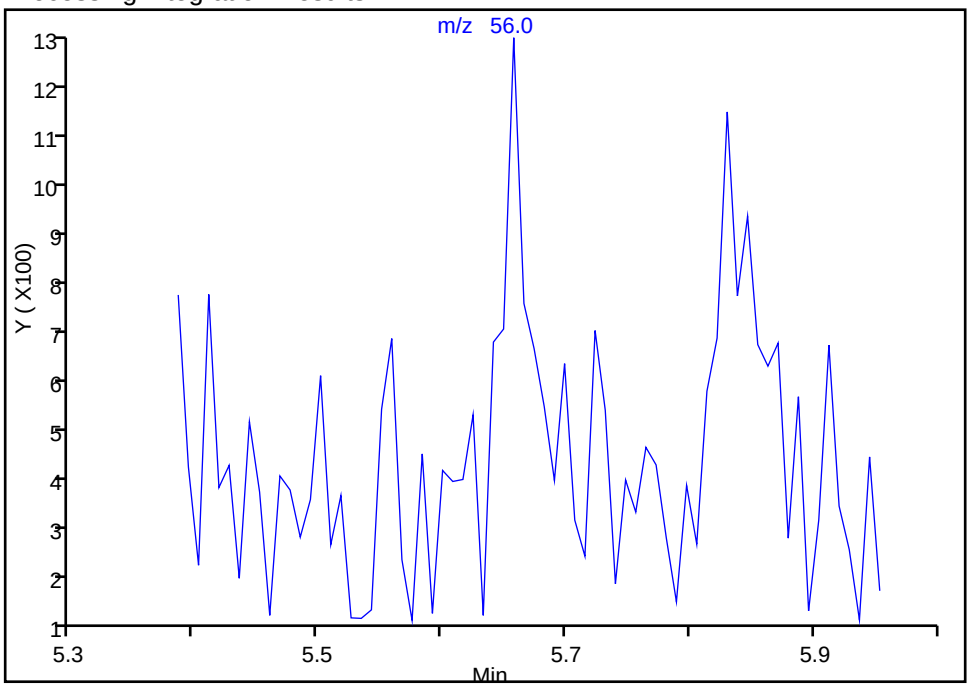

Manual Integration Results

RT: 5.66
Area: 2415
Amount: 30.935525
Amount Units: ug/l

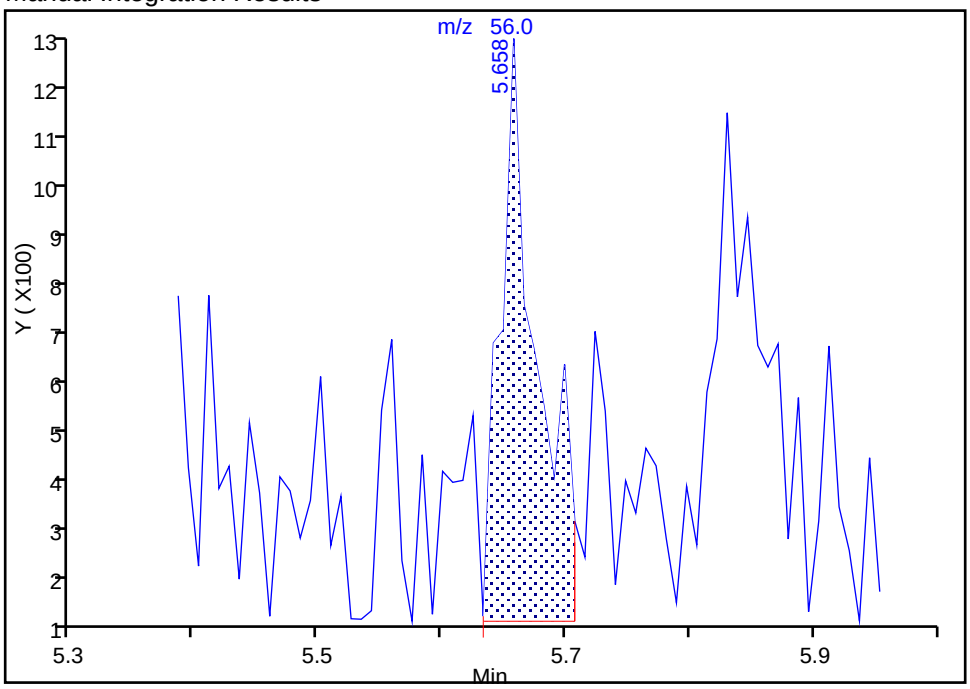

Reviewer: delpolitov, 12-Mar-2018 00:00:40
Audit Action: Split an Integrated Peak Audit Reason: Shouldering

Manual Integration/User Assign Peak Report

TestAmerica Edison

Data File: \\ChromNA\Edison\ChromData\CVOAMS6\20180309-68530.b\F60570.D
Injection Date: 09-Mar-2018 02:51:30 Instrument ID: CVOAMS6
Lims ID: STD1
Client ID:
Operator ID: ALS Bottle#: 3 Worklist Smp#: 4
Purge Vol: 5.000 mL Dil. Factor: 1.0000
Method: 8260624W6 Limit Group: VOA - 8260C DKQP Water and Solid
Column: Rtx-624 (0.25 mm) Detector MS SCAN

69 1,4-Dioxane, CAS: 123-91-1

Signal: 1

Processing Integration Results

RT: 6.12
Area: 1880
Amount: 62.140154
Amount Units: ug/l

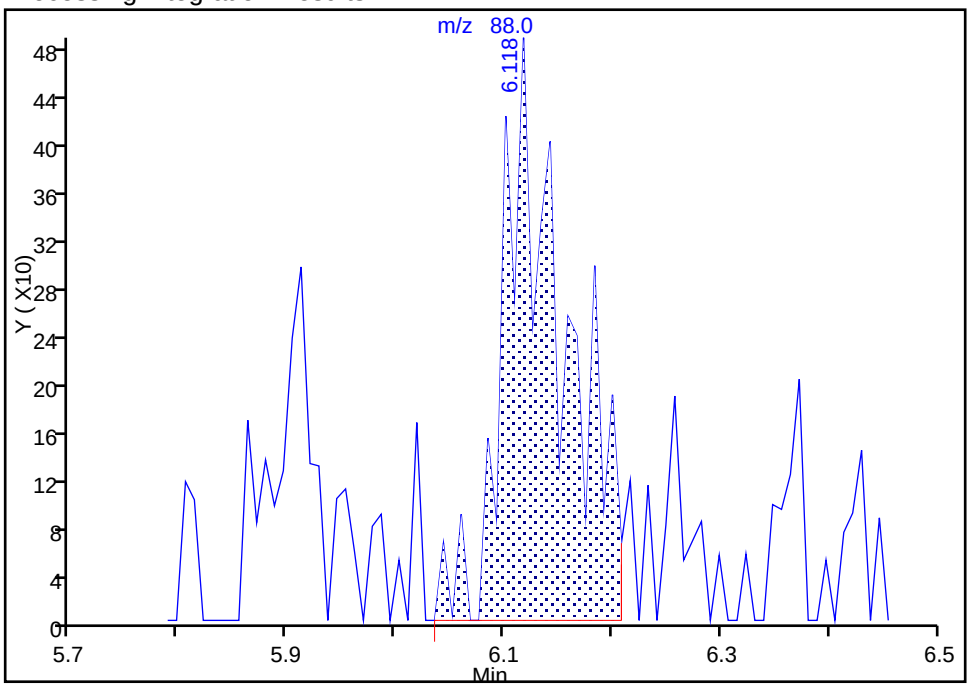

Manual Integration Results

RT: 6.12
Area: 1805
Amount: 60.090519
Amount Units: ug/l

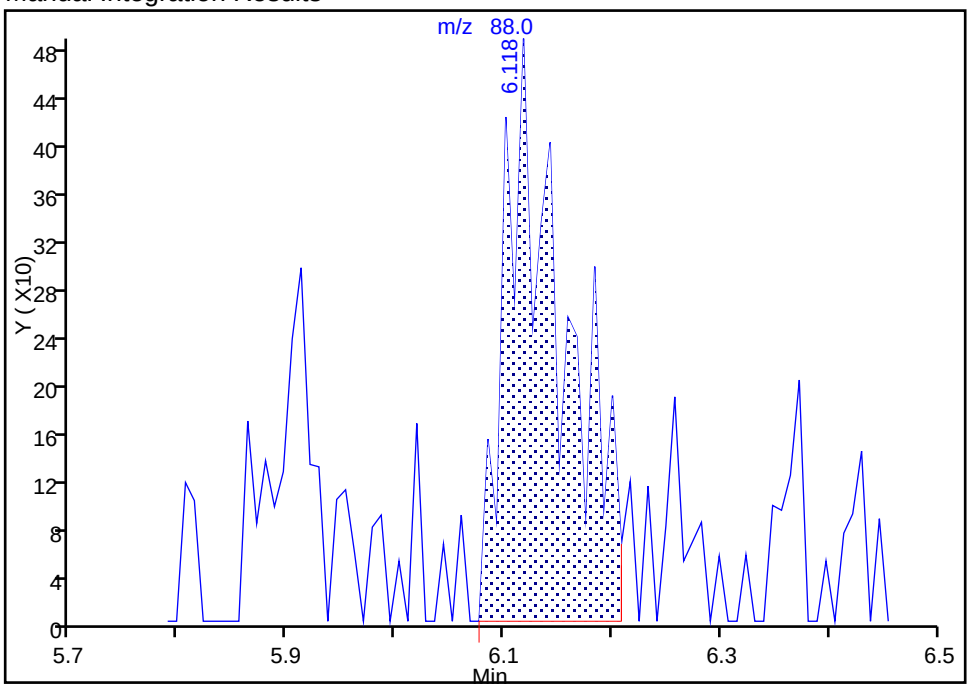

Reviewer: delpolitov, 12-Mar-2018 00:01:23
Audit Action: Split an Integrated Peak Audit Reason: Shouldering

Report Date: 12-Mar-2018 00:56:25 Chrom Revision: 2.2 08-Feb-2018 13:38:42

TestAmerica Edison
Target Compound Quantitation Report

Data File: \\ChromNA\Edison\ChromData\CVOAMS6\20180309-68530.b\F60571.D
Lims ID: STD5
Client ID:
Sample Type: IC Calib Level: 2
Inject. Date: 09-Mar-2018 03:15:30 ALS Bottle#: 4 Worklist Smp#: 5
Purge Vol: 5.000 mL Dil. Factor: 1.0000
Sample Info: STD5
Misc. Info.: 460-0068530-005
Operator ID: Instrument ID: CVOAMS6
Sublist: chrom-8260624W6*sub42

Method: \\ChromNA\Edison\ChromData\CVOAMS6\20180309-68530.b\8260624W6.m
Limit Group: VOA - 8260C DKQP Water and Solid
Last Update: 12-Mar-2018 00:56:23 Calib Date: 09-Mar-2018 04:49:30
Integrator: RTE ID Type: Deconvolution ID
Quant Method: Internal Standard Quant By: Initial Calibration
Last ICal File: \\ChromNA\Edison\ChromData\CVOAMS6\20180309-68530.b\F60575.D

Column 1 : Rtx-624 (0.25 mm) Det: MS SCAN
Process Host: XAWRK007

First Level Reviewer: moroneyc Date: 09-Mar-2018 10:39:14

Compound	Sig	RT (min.)	Exp RT (min.)	Dlt RT (min.)	Q	Response	Cal Amt ug/l	OnCol Amt ug/l	Flags
1 Chlorotrifluoroethene	66	1.549	1.549	0.000	76	3660	5.00	4.05	
2 Dichlorodifluoromethane	85	1.582	1.574	0.008	98	27237	5.00	4.85	
3 Chloromethane	50	1.730	1.730	0.000	100	23007	5.00	5.63	
4 Vinyl chloride	62	1.829	1.829	0.000	95	20373	5.00	5.07	
5 Butadiene	54	1.829	1.837	-0.008	96	15452	5.00	4.48	
6 Bromomethane	94	2.108	2.116	-0.008	91	13791	5.00	5.41	
7 Chloroethane	64	2.174	2.174	0.000	95	10888	5.00	5.38	
8 Dichlorofluoromethane	67	2.355	2.363	-0.008	96	30210	5.00	5.22	
9 Trichlorofluoromethane	101	2.371	2.371	0.000	57	26259	5.00	4.71	
10 Pentane	72	2.379	2.388	-0.009	92	5617	10.0	10.9	
11 Ethanol	46	2.552	2.568	-0.016	46	2993	200.0	179.9	M
12 Ethyl ether	59	2.576	2.576	0.000	86	15766	5.00	5.37	
13 2-Methyl-1,3-butadiene	53	2.593	2.601	-0.008	92	15511	5.00	4.69	
14 1,2-Dichloro-1,1,2-trifluo	117	2.626	2.634	-0.008	80	20070	5.00	5.57	
15 Acrolein	56	2.749	2.749	0.000	86	10549	20.0	21.6	
16 1,1,2-Trichloro-1,2,2-trif	101	2.774	2.774	0.000	72	21338	5.00	5.08	
17 1,1-Dichloroethene	96	2.790	2.790	0.000	97	18666	5.00	4.98	
18 Acetone	43	2.864	2.872	-0.008	75	24099	25.0	25.0	
19 Iodomethane	142	2.938	2.938	0.000	98	40327	5.00	5.29	
20 Isopropyl alcohol	45	2.946	2.954	-0.008	31	10836	50.0	58.7	
21 Carbon disulfide	76	2.971	2.979	-0.008	100	62165	5.00	5.20	
22 3-Chloro-1-propene	41	3.094	3.094	0.000	79	37822	5.00	5.55	
24 Methyl acetate	43	3.102	3.102	0.000	98	55908	25.0	25.4	
23 Cyclopentene	67	3.119	3.119	0.000	68	40183	5.00	4.95	
25 Acetonitrile	41	3.168	3.168	0.000	93	18544	50.0	39.6	
* 26 TBA-d9 (IS)	65	3.201	3.217	-0.016	0	263501	1000.0	1000.0	
27 Methylene Chloride	84	3.217	3.226	-0.009	43	20260	5.00	5.15	
28 2-Methyl-2-propanol	59	3.275	3.275	0.000	91	15980	50.0	47.9	
29 Methyl tert-butyl ether	73	3.382	3.382	0.000	95	52046	5.00	5.19	
30 trans-1,2-Dichloroethene	96	3.406	3.406	0.000	94	18014	5.00	4.77	

Compound	Sig	RT (min.)	Exp RT (min.)	Dlt RT (min.)	Q	Response	Cal Amt ug/l	OnCol Amt ug/l	Flags
31 Acrylonitrile	53	3.472	3.480	-0.008	96	54869	50.0	49.6	
32 Hexane	43	3.554	3.554	0.000	89	13857	5.00	4.78	
33 Isopropyl ether	45	3.751	3.760	-0.009	92	55606	5.00	5.11	
34 1,1-Dichloroethane	63	3.801	3.801	0.000	94	31728	5.00	5.26	
35 Vinyl acetate	86	3.801	3.809	-0.008	99	6359	10.0	9.58	
36 2-Chloro-1,3-butadiene	88	3.842	3.842	0.000	95	16434	5.00	5.06	
37 Tert-butyl ethyl ether	59	4.072	4.072	0.000	90	54926	5.00	5.17	
* 38 2-Butanone-d5	46	4.269	4.277	-0.008	0	248964	250.0	250.0	
39 2,2-Dichloropropane	97	4.302	4.302	0.000	76	7651	5.00	5.74	M
40 cis-1,2-Dichloroethene	96	4.318	4.318	0.000	94	20164	5.00	5.14	
42 Ethyl acetate	70	4.327	4.327	0.000	95	2826	10.0	8.49	M
41 2-Butanone (MEK)	72	4.318	4.327	-0.009	95	8654	25.0	28.2	
43 Methyl acrylate	55	4.376	4.384	-0.008	83	11596	5.00	4.32	
44 Propionitrile	54	4.458	4.466	-0.008	95	19816	50.0	50.2	
46 Tetrahydrofuran	72	4.532	4.540	-0.008	73	3539	10.0	9.75	
45 Chlorobromomethane	128	4.540	4.540	0.000	77	11973	5.00	5.68	
47 Methacrylonitrile	67	4.557	4.557	0.000	92	57494	50.0	53.5	
48 Chloroform	83	4.590	4.590	0.000	97	32727	5.00	5.36	
49 Cyclohexane	84	4.721	4.729	-0.008	89	27240	5.00	5.16	
50 1,1,1-Trichloroethane	97	4.737	4.738	-0.001	84	32020	5.00	5.41	
$ 51 Dibromofluoromethane (Surr	113	4.746	4.746	0.000	97	156625	50.0	51.4	
52 Carbon tetrachloride	117	4.861	4.861	0.000	96	27972	5.00	4.92	
53 1,1-Dichloropropene	75	4.877	4.885	-0.008	92	23543	5.00	5.34	
54 Isobutyl alcohol	43	4.992	5.000	-0.008	20	16351	125.0	146.4	
55 Benzene	78	5.074	5.083	-0.009	95	62993	5.00	4.87	
$ 56 1,2-Dichloroethane-d4 (Sur	65	5.091	5.099	-0.008	0	165875	50.0	51.1	
57 Isopropyl acetate	43	5.132	5.132	0.000	89	44501	5.00	4.84	
58 Tert-amyl methyl ether	73	5.140	5.140	0.000	89	57006	5.00	5.19	
59 1,2-Dichloroethane	62	5.173	5.173	0.000	94	22132	5.00	4.94	
60 n-Heptane	57	5.214	5.222	-0.008	93	12615	5.00	5.63	
* 61 Fluorobenzene	96	5.362	5.370	-0.008	99	526128	50.0	50.0	
62 n-Butanol	56	5.658	5.658	0.000	84	10061	125.0	127.2	
63 Trichloroethene	95	5.715	5.715	0.000	95	16321	5.00	4.61	
65 Ethyl acrylate	55	5.839	5.839	0.000	92	38526	5.00	5.09	
64 Methylcyclohexane	83	5.839	5.847	-0.008	90	31309	5.00	5.16	
66 1,2-Dichloropropane	63	6.003	6.003	0.000	87	15220	5.00	4.95	
* 67 1,4-Dioxane-d8	96	6.069	6.060	0.009	0	25951	1000.0	1000.0	
68 Methyl methacrylate	100	6.077	6.077	0.000	88	7860	10.0	9.60	
69 1,4-Dioxane	88	6.118	6.118	0.000	18	3636	100.0	115.2	a
70 n-Propyl acetate	43	6.126	6.126	0.000	98	17942	5.00	5.09	
71 Dibromomethane	93	6.134	6.134	0.000	82	10886	5.00	5.30	
72 Dichlorobromomethane	83	6.290	6.282	0.008	97	22190	5.00	5.21	
74 2-Chloroethyl vinyl ether	63	6.619	6.619	0.000	64	7721	5.00	5.27	
73 2-Nitropropane	41	6.611	6.619	-0.008	86	9010	10.0	10.9	
75 Epichlorohydrin	57	6.726	6.726	0.000	98	26720	100.0	114.5	
76 cis-1,3-Dichloropropene	75	6.784	6.784	0.000	96	25082	5.00	4.81	
77 4-Methyl-2-pentanone (MIBK	43	6.948	6.948	0.000	97	69865	25.0	26.0	
$ 78 Toluene-d8 (Surr)	98	7.030	7.030	0.000	99	516031	50.0	47.6	
79 Toluene	91	7.104	7.104	0.000	92	70214	5.00	4.97	
80 trans-1,3-Dichloropropene	75	7.457	7.457	0.000	96	22428	5.00	4.74	
81 Ethyl methacrylate	69	7.482	7.482	0.000	92	19086	5.00	5.01	
82 1,1,2-Trichloroethane	83	7.671	7.671	0.000	94	12827	5.00	5.05	

Compound	Sig	RT (min.)	Exp RT (min.)	Dlt RT (min.)	Q	Response	Cal Amt ug/l	OnCol Amt ug/l	Flags
83 Tetrachloroethene	166	7.720	7.720	0.000	94	21907	5.00	4.99	
84 1,3-Dichloropropane	76	7.885	7.885	0.000	95	23520	5.00	5.00	
85 2-Hexanone	43	7.942	7.942	0.000	98	45277	25.0	26.0	
86 n-Butyl acetate	43	8.049	8.049	0.000	96	24365	5.00	4.98	
87 Chlorodibromomethane	129	8.115	8.115	0.000	98	18870	5.00	4.70	
88 Ethylene Dibromide	107	8.271	8.271	0.000	98	15470	5.00	4.84	
* 89 Chlorobenzene-d5	117	8.821	8.821	0.000	85	447057	50.0	50.0	
90 Chlorobenzene	112	8.854	8.854	0.000	96	50788	5.00	5.10	
91 Ethylbenzene	106	8.961	8.961	0.000	98	26357	5.00	4.89	
92 1,1,1,2-Tetrachloroethane	131	8.977	8.977	0.000	93	18630	5.00	4.67	
93 m-Xylene & p-Xylene	106	9.109	9.109	0.000	0	35224	5.00	5.15	
94 n-Butyl acrylate	73	9.536	9.528	0.008	97	12684	5.00	5.08	
95 o-Xylene	106	9.553	9.553	0.000	95	35130	5.00	5.20	
96 Styrene	104	9.577	9.577	0.000	95	57627	5.00	5.22	
97 Amyl acetate (mixed isomer	43	9.750	9.758	-0.008	88	32447	5.00	4.93	
98 Bromoform	173	9.783	9.783	0.000	95	12987	5.00	4.78	
99 Isopropylbenzene	105	9.889	9.890	-0.001	96	92369	5.00	5.12	
$ 100 4-Bromofluorobenzene	174	10.070	10.070	0.000	94	220777	50.0	51.2	
101 Bromobenzene	156	10.185	10.185	0.000	90	27373	5.00	5.33	
102 1,1,2,2-Tetrachloroethane	83	10.226	10.226	0.000	96	17996	5.00	4.67	
103 N-Propylbenzene	91	10.243	10.243	0.000	100	100251	5.00	5.16	
104 1,2,3-Trichloropropane	110	10.267	10.268	-0.001	93	5841	5.00	4.75	
105 trans-1,4-Dichloro-2-buten	53	10.276	10.276	0.000	91	4809	5.00	4.08	
106 2-Chlorotoluene	91	10.333	10.333	0.000	96	70542	5.00	5.23	
107 4-Ethyltoluene	105	10.341	10.341	0.000	98	91343	5.00	5.40	
108 1,3,5-Trimethylbenzene	105	10.391	10.391	0.000	94	79528	5.00	5.09	
109 4-Chlorotoluene	91	10.432	10.432	0.000	96	66613	5.00	5.28	
110 Butyl Methacrylate	87	10.473	10.465	0.008	93	24399	5.00	4.84	
111 tert-Butylbenzene	119	10.629	10.629	0.000	94	67424	5.00	5.12	
112 1,2,4-Trimethylbenzene	105	10.678	10.678	0.000	97	82960	5.00	5.17	
113 sec-Butylbenzene	105	10.785	10.785	0.000	99	98890	5.00	5.22	
114 4-Isopropyltoluene	119	10.884	10.884	0.000	97	89106	5.00	5.28	
115 1,3-Dichlorobenzene	146	10.892	10.892	0.000	94	49504	5.00	5.41	
* 116 1,4-Dichlorobenzene-d4	152	10.941	10.941	0.000	94	293380	50.0	50.0	
117 1,4-Dichlorobenzene	146	10.958	10.958	0.000	95	51479	5.00	5.45	
132 1,2,3-Trimethylbenzene	105	10.974	10.974	0.000	97	86454	NC	NC	
118 Benzyl chloride	91	11.056	11.056	0.000	99	47622	5.00	4.96	
119 2,3-Dihydroindene	117	11.106	11.106	0.000	94	91384	5.00	5.45	
120 p-Diethylbenzene	119	11.138	11.139	-0.001	94	53026	5.00	5.24	
121 n-Butylbenzene	92	11.155	11.155	0.000	97	40632	5.00	5.08	
122 1,2-Dichlorobenzene	146	11.204	11.204	0.000	96	49261	5.00	5.08	
123 1,2,4,5-Tetramethylbenzene	119	11.607	11.615	-0.008	98	97384	5.00	5.38	
124 1,2-Dibromo-3-Chloropropan	75	11.689	11.689	0.000	92	4242	5.00	4.48	
125 1,3,5-Trichlorobenzene	180	11.779	11.779	0.000	96	41949	5.00	5.24	
126 1,2,4-Trichlorobenzene	180	12.174	12.182	-0.008	94	39023	5.00	5.26	
127 Hexachlorobutadiene	225	12.240	12.240	0.000	94	18286	5.00	5.12	
128 Naphthalene	128	12.346	12.355	-0.009	99	77206	5.00	4.87	
129 1,2,3-Trichlorobenzene	180	12.511	12.519	-0.008	95	34574	5.00	5.16	
S 130 1,2-Dichloroethene, Total	100				0		10.0	9.91	
S 131 Xylenes, Total	100				0		10.0	10.4	

QC Flag Legend

Processing Flags

NC - Not Calibrated

Review Flags

M - Manually Integrated

a - User Assigned ID

Reagents:

Ethanol mix_00012	Amount Added:	1.00	Units: uL	
MIX 2 Hi_00068	Amount Added:	1.00	Units: uL	
MIX I Hi_00087	Amount Added:	1.00	Units: uL	
ACROLEIN W_00074	Amount Added:	4.00	Units: uL	
GAS Hi_00244	Amount Added:	1.00	Units: uL	
VOA6IS/SURR_00009	Amount Added:	5.00	Units: uL	Run Reagent

Report Date: 12-Mar-2018 00:56:25 Chrom Revision: 2.2 08-Feb-2018 13:38:42

TestAmerica Edison

Data File: \\ChromNA\Edison\ChromData\CVOAMS6\20180309-68530.b\F60571.D

Injection Date: 09-Mar-2018 03:15:30 Instrument ID: CVOAMS6 Operator ID:

Lims ID: STD5 Worklist Smp#: 5

Client ID:

Purge Vol: 5.000 mL Dil. Factor: 1.0000 ALS Bottle#: 4

Method: 8260624W6 Limit Group: VOA - 8260C DKQP Water and Solid

Column: Rtx-624 (0.25 mm)

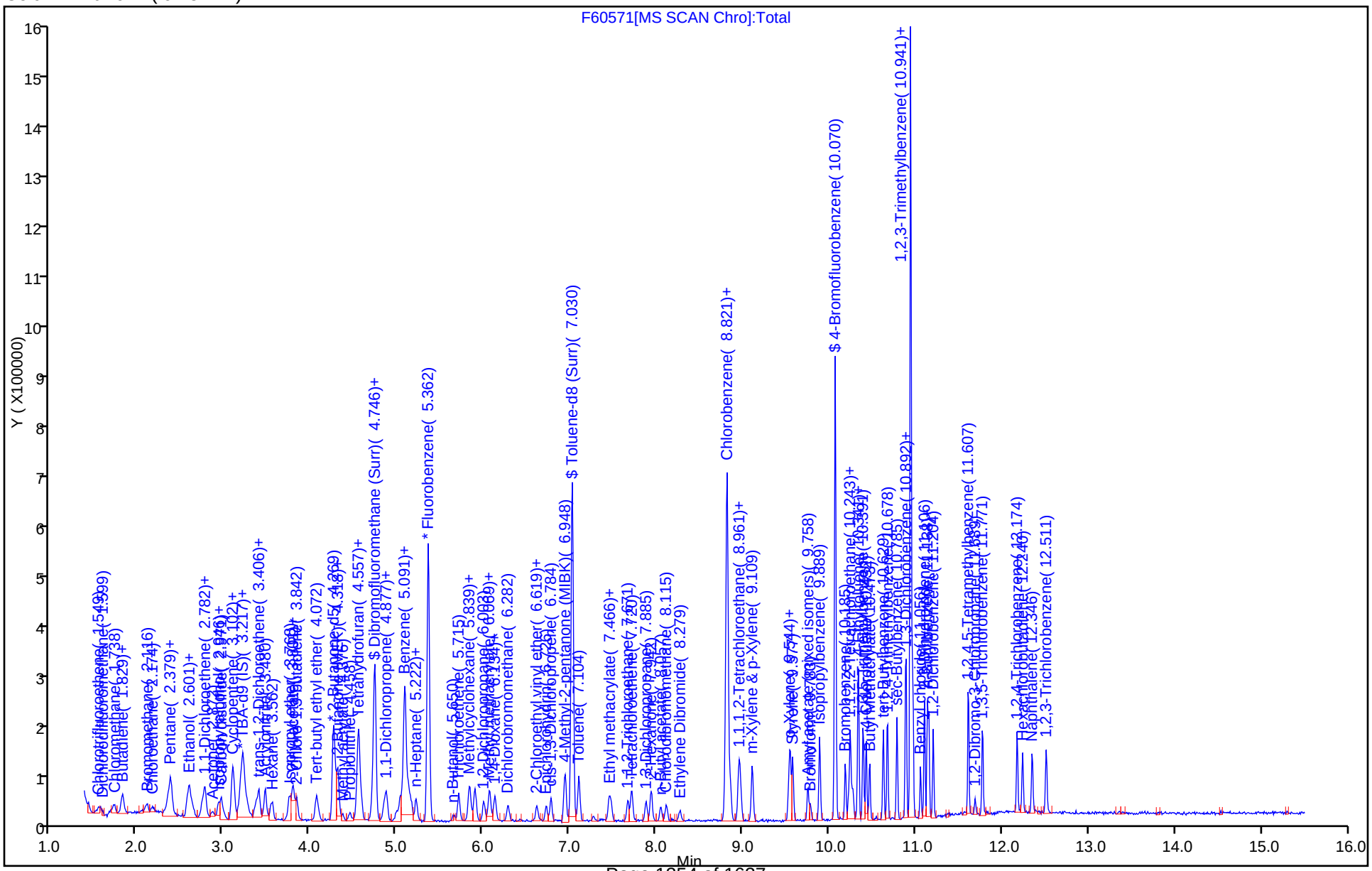

Manual Integration/User Assign Peak Report

TestAmerica Edison

Data File:	\\ChromNA\Edison\ChromData\CVOAMS6\20180309-68530.b\F60571.D		
Injection Date:	09-Mar-2018 03:15:30	Instrument ID:	CVOAMS6
Lims ID:	STD5		
Client ID:			
Operator ID:		ALS Bottle#:	4 Worklist Smp#: 5
Purge Vol:	5.000 mL	Dil. Factor:	1.0000
Method:	8260624W6	Limit Group:	VOA - 8260C DKQP Water and Solid
Column:	Rtx-624 (0.25 mm)	Detector	MS SCAN

11 Ethanol, CAS: 64-17-5

Signal: 1

Processing Integration Results

RT: 2.55
Area: 2522
Amount: 155.2289
Amount Units: ug/l

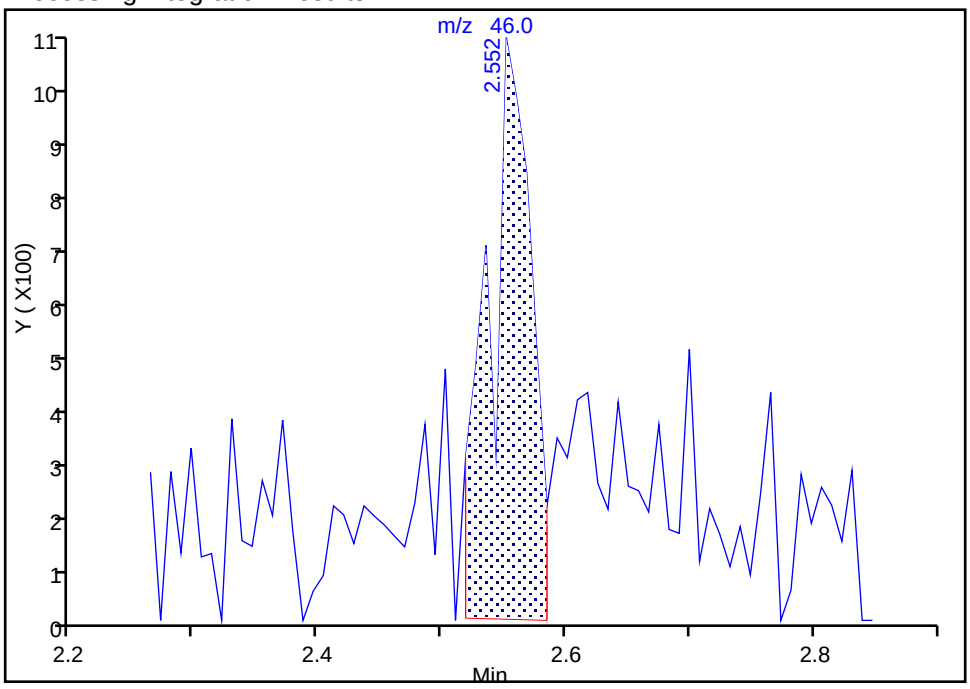

Manual Integration Results

RT: 2.55
Area: 2993
Amount: 179.8735
Amount Units: ug/l

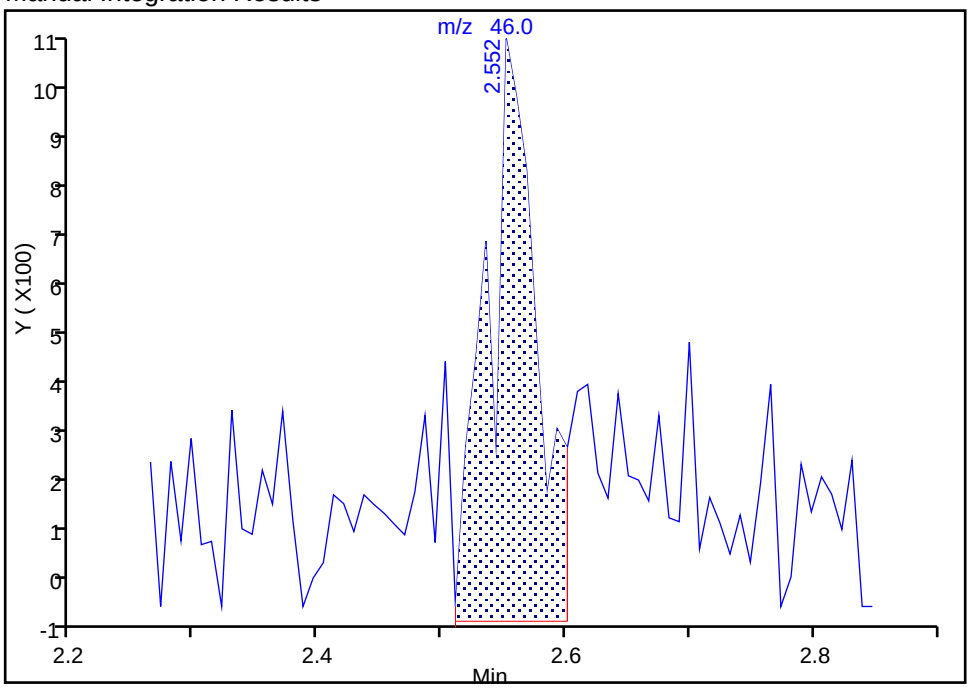

Reviewer: delpolitov, 11-Mar-2018 23:54:45

Audit Action: Manually Integrated Audit Reason: Incomplete Integration

Manual Integration/User Assign Peak Report

TestAmerica Edison

Data File:	\\ChromNA\Edison\ChromData\CVOAMS6\20180309-68530.b\F60571.D		
Injection Date:	09-Mar-2018 03:15:30	Instrument ID:	CVOAMS6
Lims ID:	STD5		
Client ID:			
Operator ID:		ALS Bottle#:	4 Worklist Smp#: 5
Purge Vol:	5.000 mL	Dil. Factor:	1.0000
Method:	8260624W6	Limit Group:	VOA - 8260C DKQP Water and Solid
Column:	Rtx-624 (0.25 mm)	Detector	MS SCAN

39 2,2-Dichloropropane, CAS: 594-20-7

Signal: 1

Processing Integration Results

RT: 4.30
Area: 4797
Amount: 4.025165
Amount Units: ug/l

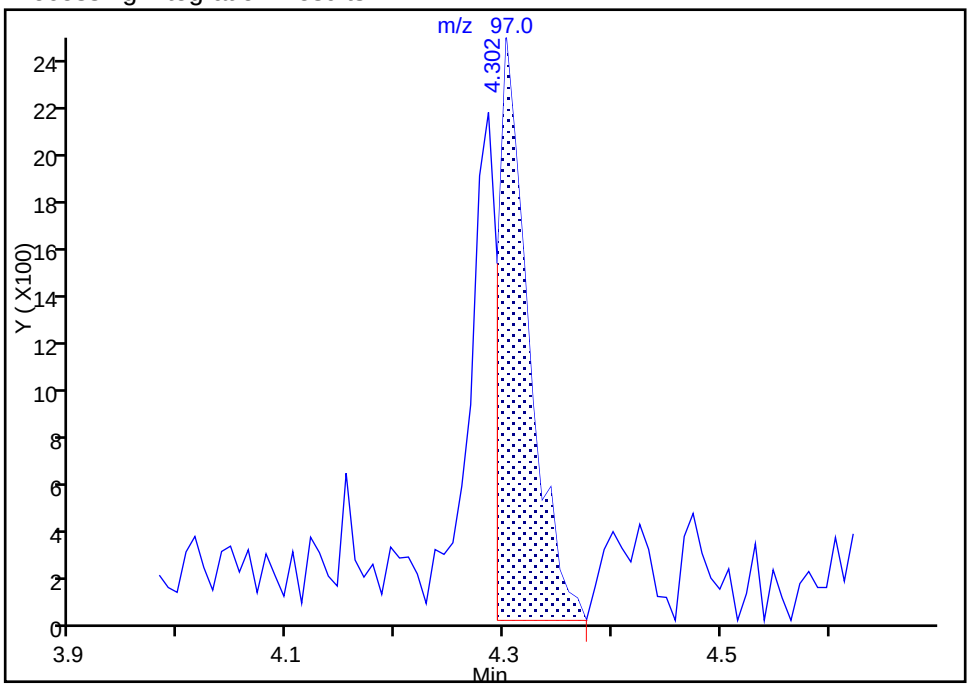

Manual Integration Results

RT: 4.30
Area: 7651
Amount: 5.740673
Amount Units: ug/l

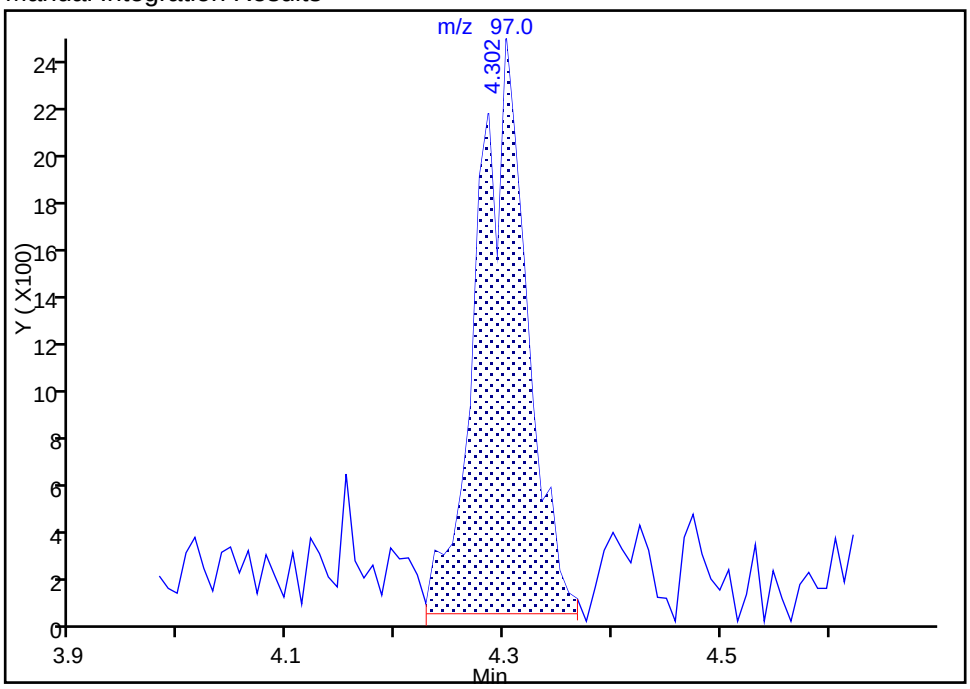

Reviewer: delpolitov, 11-Mar-2018 23:45:29

Audit Action: Manually Integrated Audit Reason: Incomplete Integration

Manual Integration/User Assign Peak Report

TestAmerica Edison

Data File: \\ChromNA\Edison\ChromData\CVOAMS6\20180309-68530.b\F60571.D
Injection Date: 09-Mar-2018 03:15:30 Instrument ID: CVOAMS6
Lims ID: STD5
Client ID:
Operator ID: ALS Bottle#: 4 Worklist Smp#: 5
Purge Vol: 5.000 mL Dil. Factor: 1.0000
Method: 8260624W6 Limit Group: VOA - 8260C DKQP Water and Solid
Column: Rtx-624 (0.25 mm) Detector MS SCAN

42 Ethyl acetate, CAS: 141-78-6

Signal: 1

Processing Integration Results

RT: 4.33
Area: 4994
Amount: 15.166302
Amount Units: ug/l

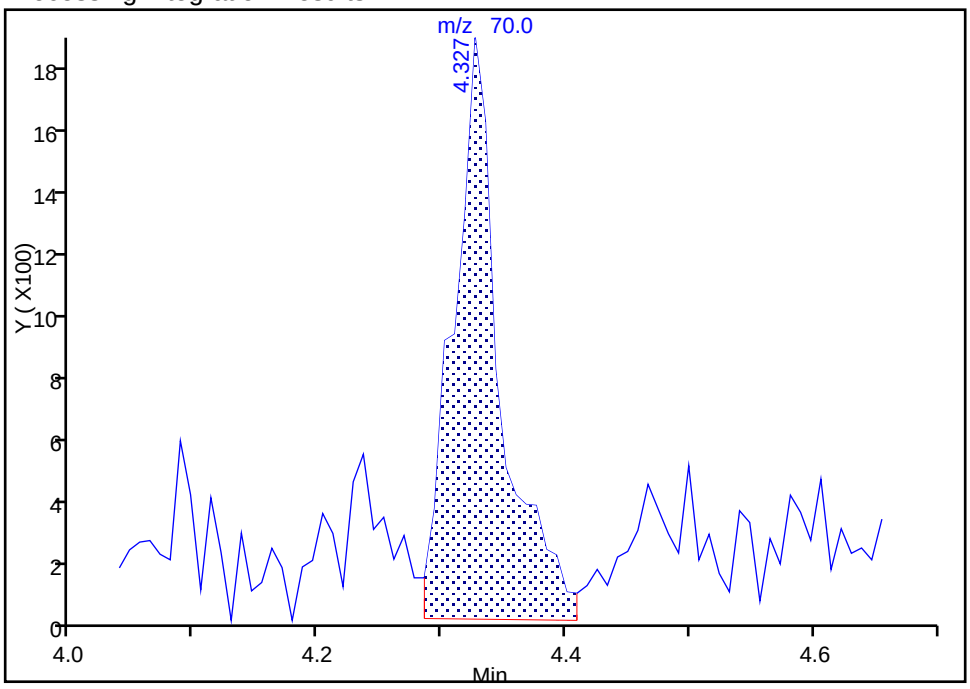

Manual Integration Results

RT: 4.33
Area: 2826
Amount: 8.493147
Amount Units: ug/l

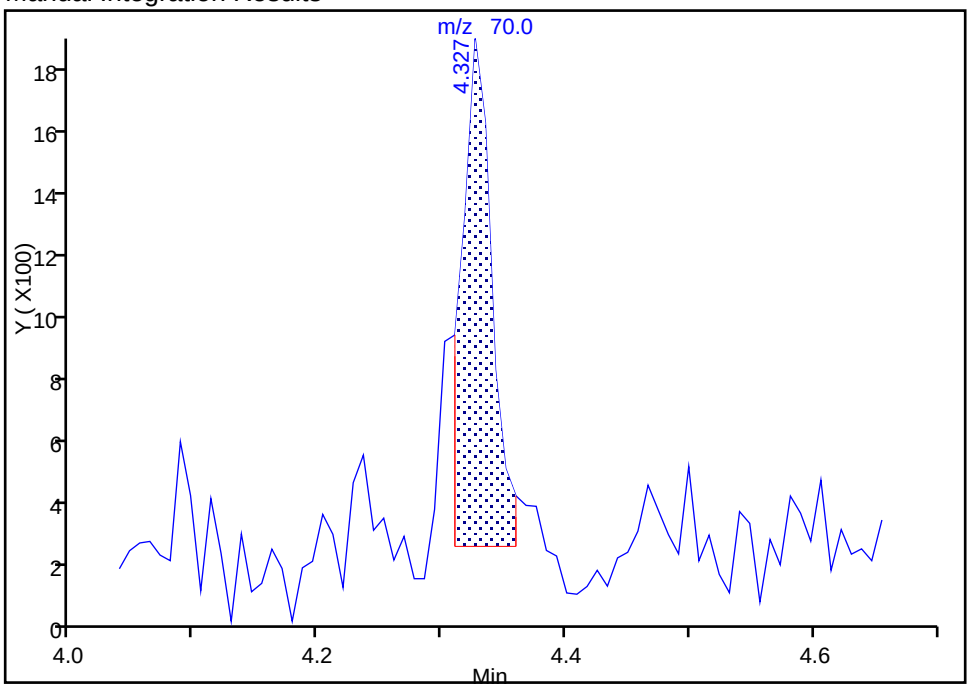

Reviewer: delpolitov, 12-Mar-2018 00:07:58
Audit Action: Manually Integrated Audit Reason: Baseline

Manual Integration/User Assign Peak Report

TestAmerica Edison

Data File: \\ChromNA\Edison\ChromData\CVOAMS6\20180309-68530.b\F60571.D
Injection Date: 09-Mar-2018 03:15:30 Instrument ID: CVOAMS6
Lims ID: STD5
Client ID:
Operator ID: ALS Bottle#: 4 Worklist Smp#: 5
Purge Vol: 5.000 mL Dil. Factor: 1.0000
Method: 8260624W6 Limit Group: VOA - 8260C DKQP Water and Solid
Column: Rtx-624 (0.25 mm) Detector MS SCAN

69 1,4-Dioxane, CAS: 123-91-1

Signal: 1

Processing Integration Results

RT: 5.90
Area: 2515
Amount: 489.4169
Amount Units: ug/l

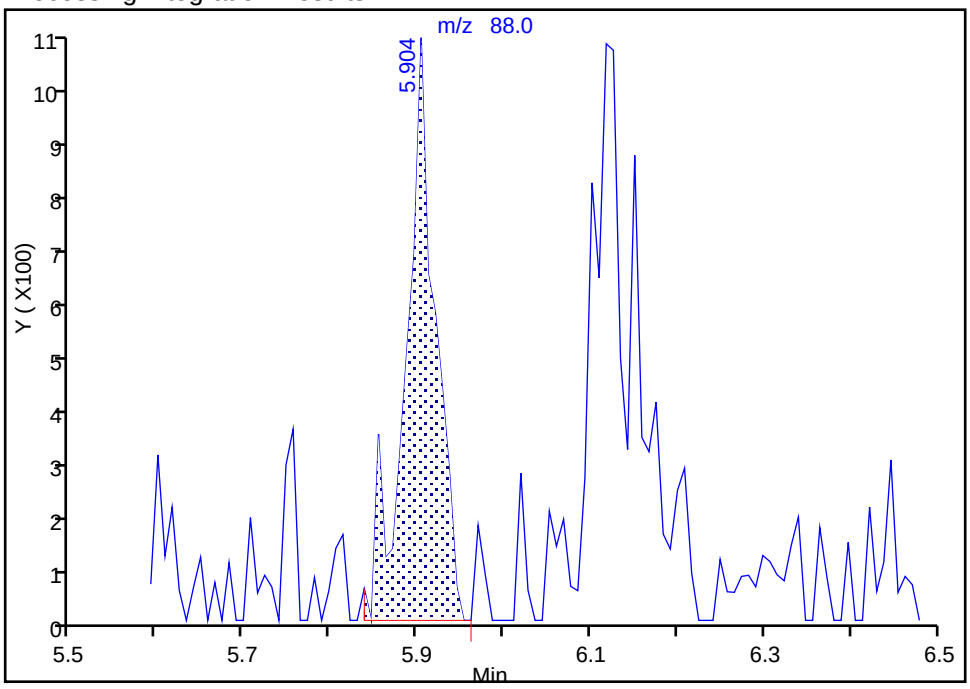

Manual Integration Results

RT: 6.12
Area: 3636
Amount: 115.1927
Amount Units: ug/l

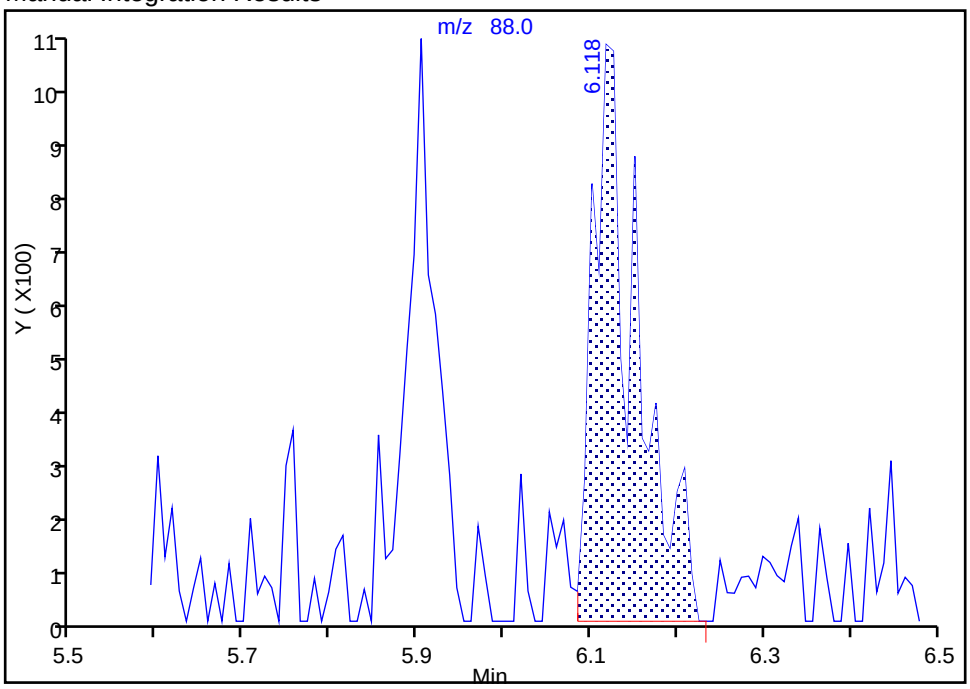

Reviewer: delpolitov, 11-Mar-2018 23:46:27
Audit Action: Assigned Compound ID Audit Reason: Peak assignment corrected

TestAmerica Edison
Target Compound Quantitation Report

Data File: \\ChromNA\Edison\ChromData\CVOAMS6\20180309-68530.b\F60572.D
Lims ID: STD20
Client ID:
Sample Type: ICIS Calib Level: 3
Inject. Date: 09-Mar-2018 03:38:30 ALS Bottle#: 5 Worklist Smp#: 6
Purge Vol: 5.000 mL Dil. Factor: 1.0000
Sample Info: STD20
Misc. Info.: 460-0068530-006
Operator ID: Instrument ID: CVOAMS6
Sublist: chrom-8260624W6*sub42

Method: \\ChromNA\Edison\ChromData\CVOAMS6\20180309-68530.b\8260624W6.m
Limit Group: VOA - 8260C DKQP Water and Solid
Last Update: 12-Mar-2018 00:56:36 Calib Date: 09-Mar-2018 04:49:30
Integrator: RTE ID Type: Deconvolution ID
Quant Method: Internal Standard Quant By: Initial Calibration
Last ICal File: \\ChromNA\Edison\ChromData\CVOAMS6\20180309-68530.b\F60575.D

Column 1 : Rtx-624 (0.25 mm) Det: MS SCAN
Process Host: XAWRK007

First Level Reviewer: delpolitov Date: 12-Mar-2018 00:54:06

Compound	Sig	RT (min.)	Exp RT (min.)	Dlt RT (min.)	Q	Response	Cal Amt ug/l	OnCol Amt ug/l	Flags
1 Chlorotrifluoroethene	66	1.549	1.549	0.000	87	19511	20.0	21.6	
2 Dichlorodifluoromethane	85	1.574	1.574	0.000	99	117368	20.0	20.9	
3 Chloromethane	50	1.730	1.730	0.000	98	81456	20.0	19.9	
4 Vinyl chloride	62	1.829	1.829	0.000	91	80050	20.0	19.9	
5 Butadiene	54	1.837	1.837	0.000	94	67503	20.0	19.6	
6 Bromomethane	94	2.116	2.116	0.000	97	52541	20.0	20.6	
7 Chloroethane	64	2.174	2.174	0.000	99	42510	20.0	21.0	
8 Dichlorofluoromethane	67	2.363	2.363	0.000	98	114836	20.0	19.8	
9 Trichlorofluoromethane	101	2.371	2.371	0.000	86	106711	20.0	19.2	
10 Pentane	72	2.388	2.388	0.000	94	21483	40.0	43.9	
11 Ethanol	46	2.568	2.568	0.000	74	11584	800.0	734.1	
12 Ethyl ether	59	2.576	2.576	0.000	93	60052	20.0	20.5	
13 2-Methyl-1,3-butadiene	53	2.601	2.601	0.000	100	70268	20.0	21.3	
14 1,2-Dichloro-1,1,2-trifluo	117	2.634	2.634	0.000	87	76321	20.0	21.2	
15 Acrolein	56	2.749	2.749	0.000	63	17199	40.0	37.1	
16 1,1,2-Trichloro-1,2,2-trif	101	2.774	2.774	0.000	97	87283	20.0	20.8	
17 1,1-Dichloroethene	96	2.790	2.790	0.000	99	75267	20.0	20.1	
18 Acetone	43	2.872	2.872	0.000	86	93666	100.0	104.0	
19 Iodomethane	142	2.938	2.938	0.000	99	157669	20.0	20.7	
20 Isopropyl alcohol	45	2.954	2.954	0.000	1	34950	200.0	199.6	a
21 Carbon disulfide	76	2.979	2.979	0.000	100	245751	20.0	20.6	
22 3-Chloro-1-propene	41	3.094	3.094	0.000	87	147584	20.0	21.7	
24 Methyl acetate	43	3.102	3.102	0.000	98	228022	100.0	103.6	
23 Cyclopentene	67	3.119	3.119	0.000	90	171206	20.0	21.1	
25 Acetonitrile	41	3.168	3.168	0.000	93	86334	200.0	194.6	a
* 26 TBA-d9 (IS)	65	3.217	3.217	0.000	0	249892	1000.0	1000.0	
27 Methylene Chloride	84	3.226	3.226	0.000	92	79439	20.0	20.2	
28 2-Methyl-2-propanol	59	3.275	3.275	0.000	28	61158	200.0	193.3	
29 Methyl tert-butyl ether	73	3.382	3.382	0.000	96	214910	20.0	21.4	
30 trans-1,2-Dichloroethene	96	3.406	3.406	0.000	91	79216	20.0	21.0	

Compound	Sig	RT (min.)	Exp RT (min.)	Dlt RT (min.)	Q	Response	Cal Amt ug/l	OnCol Amt ug/l	Flags
31 Acrylonitrile	53	3.480	3.480	0.000	93	221919	200.0	201.0	
32 Hexane	43	3.554	3.554	0.000	91	58434	20.0	20.2	
33 Isopropyl ether	45	3.760	3.760	0.000	94	228633	20.0	21.0	
34 1,1-Dichloroethane	63	3.801	3.801	0.000	99	123773	20.0	20.5	
35 Vinyl acetate	86	3.809	3.809	0.000	99	27271	40.0	41.1	
36 2-Chloro-1,3-butadiene	88	3.842	3.842	0.000	93	67283	20.0	20.7	
37 Tert-butyl ethyl ether	59	4.072	4.072	0.000	89	224242	20.0	21.1	
* 38 2-Butanone-d5	46	4.277	4.277	0.000	0	232281	250.0	250.0	
39 2,2-Dichloropropane	97	4.302	4.302	0.000	93	27900	20.0	21.0	
40 cis-1,2-Dichloroethene	96	4.318	4.318	0.000	85	84389	20.0	21.5	
41 2-Butanone (MEK)	72	4.327	4.327	0.000	95	30359	100.0	101.1	
42 Ethyl acetate	70	4.327	4.327	0.000	87	12007	40.0	38.7	
43 Methyl acrylate	55	4.384	4.384	0.000	90	45198	20.0	17.7	
44 Propionitrile	54	4.466	4.466	0.000	98	78378	200.0	209.4	
45 Chlorobromomethane	128	4.540	4.540	0.000	76	46085	20.0	21.9	
46 Tetrahydrofuran	72	4.540	4.540	0.000	55	14335	40.0	42.3	
47 Methacrylonitrile	67	4.557	4.557	0.000	91	225024	200.0	209.5	
48 Chloroform	83	4.590	4.590	0.000	98	129375	20.0	21.2	
49 Cyclohexane	84	4.729	4.729	0.000	91	109688	20.0	20.8	
50 1,1,1-Trichloroethane	97	4.738	4.738	0.000	96	128543	20.0	21.7	
$ 51 Dibromofluoromethane (Surr	113	4.746	4.746	0.000	97	158092	50.0	51.9	
52 Carbon tetrachloride	117	4.861	4.861	0.000	97	120561	20.0	21.2	
53 1,1-Dichloropropene	75	4.885	4.885	0.000	95	93577	20.0	21.3	
54 Isobutyl alcohol	43	5.000	5.000	0.000	1	49775	500.0	470.0	
55 Benzene	78	5.083	5.083	0.000	96	252326	20.0	20.6	
$ 56 1,2-Dichloroethane-d4 (Sur	65	5.099	5.099	0.000	0	161997	50.0	50.0	
57 Isopropyl acetate	43	5.132	5.132	0.000	95	198057	20.0	21.6	
58 Tert-amyl methyl ether	73	5.140	5.140	0.000	97	233360	20.0	21.2	M
59 1,2-Dichloroethane	62	5.173	5.173	0.000	98	93985	20.0	21.0	
60 n-Heptane	57	5.222	5.222	0.000	91	44330	20.0	19.8	
* 61 Fluorobenzene	96	5.370	5.370	0.000	99	525623	50.0	50.0	
62 n-Butanol	56	5.658	5.658	0.000	96	34586	500.0	461.0	
63 Trichloroethene	95	5.715	5.715	0.000	95	72637	20.0	20.5	
65 Ethyl acrylate	55	5.839	5.839	0.000	97	158386	20.0	20.9	
64 Methylcyclohexane	83	5.847	5.847	0.000	93	131355	20.0	21.7	
66 1,2-Dichloropropane	63	6.003	6.003	0.000	85	61625	20.0	20.0	
* 67 1,4-Dioxane-d8	96	6.060	6.060	0.000	0	25860	1000.0	1000.0	
68 Methyl methacrylate	100	6.077	6.077	0.000	88	31403	40.0	38.4	
69 1,4-Dioxane	88	6.118	6.118	0.000	27	12747	400.0	405.3	
70 n-Propyl acetate	43	6.126	6.126	0.000	98	73248	20.0	20.8	
71 Dibromomethane	93	6.134	6.134	0.000	93	42749	20.0	20.8	
72 Dichlorobromomethane	83	6.282	6.282	0.000	97	86435	20.0	20.3	
73 2-Nitropropane	41	6.619	6.619	0.000	85	31684	40.0	38.4	
74 2-Chloroethyl vinyl ether	63	6.619	6.619	0.000	95	29555	20.0	20.2	
75 Epichlorohydrin	57	6.726	6.726	0.000	100	102234	400.0	469.6	
76 cis-1,3-Dichloropropene	75	6.784	6.784	0.000	96	97689	20.0	19.7	
77 4-Methyl-2-pentanone (MIBK	43	6.948	6.948	0.000	96	279497	100.0	111.7	
$ 78 Toluene-d8 (Surr)	98	7.030	7.030	0.000	99	503712	50.0	48.9	
79 Toluene	91	7.104	7.104	0.000	94	266074	20.0	19.9	
80 trans-1,3-Dichloropropene	75	7.457	7.457	0.000	98	90930	20.0	20.3	
81 Ethyl methacrylate	69	7.482	7.482	0.000	91	75216	20.0	20.8	
82 1,1,2-Trichloroethane	83	7.671	7.671	0.000	94	44657	20.0	18.5	

Compound	Sig	RT (min.)	Exp RT (min.)	Dlt RT (min.)	Q	Response	Cal Amt ug/l	OnCol Amt ug/l	Flags
83 Tetrachloroethene	166	7.720	7.720	0.000	97	84972	20.0	20.4	
84 1,3-Dichloropropane	76	7.885	7.885	0.000	93	88824	20.0	19.9	
85 2-Hexanone	43	7.942	7.942	0.000	97	175261	100.0	107.7	
86 n-Butyl acetate	43	8.049	8.049	0.000	98	92011	20.0	19.8	
87 Chlorodibromomethane	129	8.115	8.115	0.000	97	73238	20.0	19.2	
88 Ethylene Dibromide	107	8.271	8.271	0.000	98	60032	20.0	19.8	
* 89 Chlorobenzene-d5	117	8.821	8.821	0.000	86	424244	50.0	50.0	
90 Chlorobenzene	112	8.854	8.854	0.000	96	195939	20.0	20.7	
91 Ethylbenzene	106	8.961	8.961	0.000	98	107311	20.0	21.0	
92 1,1,1,2-Tetrachloroethane	131	8.977	8.977	0.000	93	78695	20.0	20.8	
93 m-Xylene & p-Xylene	106	9.109	9.109	0.000	0	132069	20.0	20.3	
94 n-Butyl acrylate	73	9.528	9.528	0.000	98	53348	20.0	22.5	
95 o-Xylene	106	9.553	9.553	0.000	95	140813	20.0	22.0	
96 Styrene	104	9.577	9.577	0.000	97	221355	20.0	21.1	
97 Amyl acetate (mixed isomer	43	9.758	9.758	0.000	90	128217	20.0	20.4	
98 Bromoform	173	9.783	9.783	0.000	96	53236	20.0	20.6	
99 Isopropylbenzene	105	9.890	9.890	0.000	95	367514	20.0	21.5	
$ 100 4-Bromofluorobenzene	174	10.070	10.070	0.000	95	201085	50.0	49.2	
101 Bromobenzene	156	10.185	10.185	0.000	88	102780	20.0	21.0	
102 1,1,2,2-Tetrachloroethane	83	10.226	10.226	0.000	97	78229	20.0	21.3	
103 N-Propylbenzene	91	10.243	10.243	0.000	100	408860	20.0	22.0	
104 1,2,3-Trichloropropane	110	10.268	10.268	0.000	95	25005	20.0	21.3	
105 trans-1,4-Dichloro-2-buten	53	10.276	10.276	0.000	90	23154	20.0	20.6	
106 2-Chlorotoluene	91	10.333	10.333	0.000	97	282802	20.0	22.0	
107 4-Ethyltoluene	105	10.341	10.341	0.000	91	355509	20.0	22.0	
108 1,3,5-Trimethylbenzene	105	10.391	10.391	0.000	93	316915	20.0	21.3	
109 4-Chlorotoluene	91	10.432	10.432	0.000	97	248811	20.0	20.7	
110 Butyl Methacrylate	87	10.465	10.465	0.000	94	103666	20.0	21.5	
111 tert-Butylbenzene	119	10.629	10.629	0.000	94	262030	20.0	20.8	
112 1,2,4-Trimethylbenzene	105	10.678	10.678	0.000	97	336630	20.0	22.0	
113 sec-Butylbenzene	105	10.785	10.785	0.000	98	387603	20.0	21.4	
114 4-Isopropyltoluene	119	10.884	10.884	0.000	97	362024	20.0	22.5	
115 1,3-Dichlorobenzene	146	10.892	10.892	0.000	96	198745	20.0	22.8	
* 116 1,4-Dichlorobenzene-d4	152	10.941	10.941	0.000	93	280072	50.0	50.0	
117 1,4-Dichlorobenzene	146	10.958	10.958	0.000	95	193769	20.0	21.5	
132 1,2,3-Trimethylbenzene	105	10.974	10.974	0.000	98	338234	NC	NC	
118 Benzyl chloride	91	11.056	11.056	0.000	99	193028	20.0	21.0	
119 2,3-Dihydroindene	117	11.106	11.106	0.000	94	346281	20.0	21.6	
120 p-Diethylbenzene	119	11.139	11.139	0.000	95	209496	20.0	21.7	
121 n-Butylbenzene	92	11.155	11.155	0.000	97	166655	20.0	21.8	
122 1,2-Dichlorobenzene	146	11.204	11.204	0.000	97	199336	20.0	21.5	
123 1,2,4,5-Tetramethylbenzene	119	11.615	11.615	0.000	98	393477	20.0	22.8	
124 1,2-Dibromo-3-Chloropropan	75	11.689	11.689	0.000	92	17833	20.0	19.7	
125 1,3,5-Trichlorobenzene	180	11.779	11.779	0.000	98	166709	20.0	21.8	
126 1,2,4-Trichlorobenzene	180	12.182	12.182	0.000	94	159277	20.0	22.5	
127 Hexachlorobutadiene	225	12.240	12.240	0.000	94	73164	20.0	21.4	
128 Naphthalene	128	12.355	12.355	0.000	99	331585	20.0	21.9	
129 1,2,3-Trichlorobenzene	180	12.519	12.519	0.000	97	137745	20.0	21.5	
S 130 1,2-Dichloroethene, Total	100				0		40.0	42.5	
S 131 Xylenes, Total	100				0		40.0	42.3	

QC Flag Legend

Processing Flags

NC - Not Calibrated

Review Flags

M - Manually Integrated

a - User Assigned ID

Reagents:

ACROLEIN W_00074	Amount Added:	4.00	Units: uL	
MIX 2 Hi_00068	Amount Added:	2.00	Units: uL	
MIX I Hi_00087	Amount Added:	2.00	Units: uL	
Ethanol mix_00012	Amount Added:	2.00	Units: uL	
GAS Hi_00244	Amount Added:	2.00	Units: uL	
VOA6IS/SURR_00009	Amount Added:	5.00	Units: uL	Run Reagent

Report Date: 12-Mar-2018 00:56:37 Chrom Revision: 2.2 08-Feb-2018 13:38:42

TestAmerica Edison

Data File: \\ChromNA\Edison\ChromData\CVOAMS6\20180309-68530.b\F60572.D

Injection Date: 09-Mar-2018 03:38:30 Instrument ID: CVOAMS6 Operator ID:

Lims ID: STD20 Worklist Smp#: 6

Client ID:

Purge Vol: 5.000 mL Dil. Factor: 1.0000 ALS Bottle#: 5

Method: 8260624W6 Limit Group: VOA - 8260C DKQP Water and Solid

Column: Rtx-624 (0.25 mm)

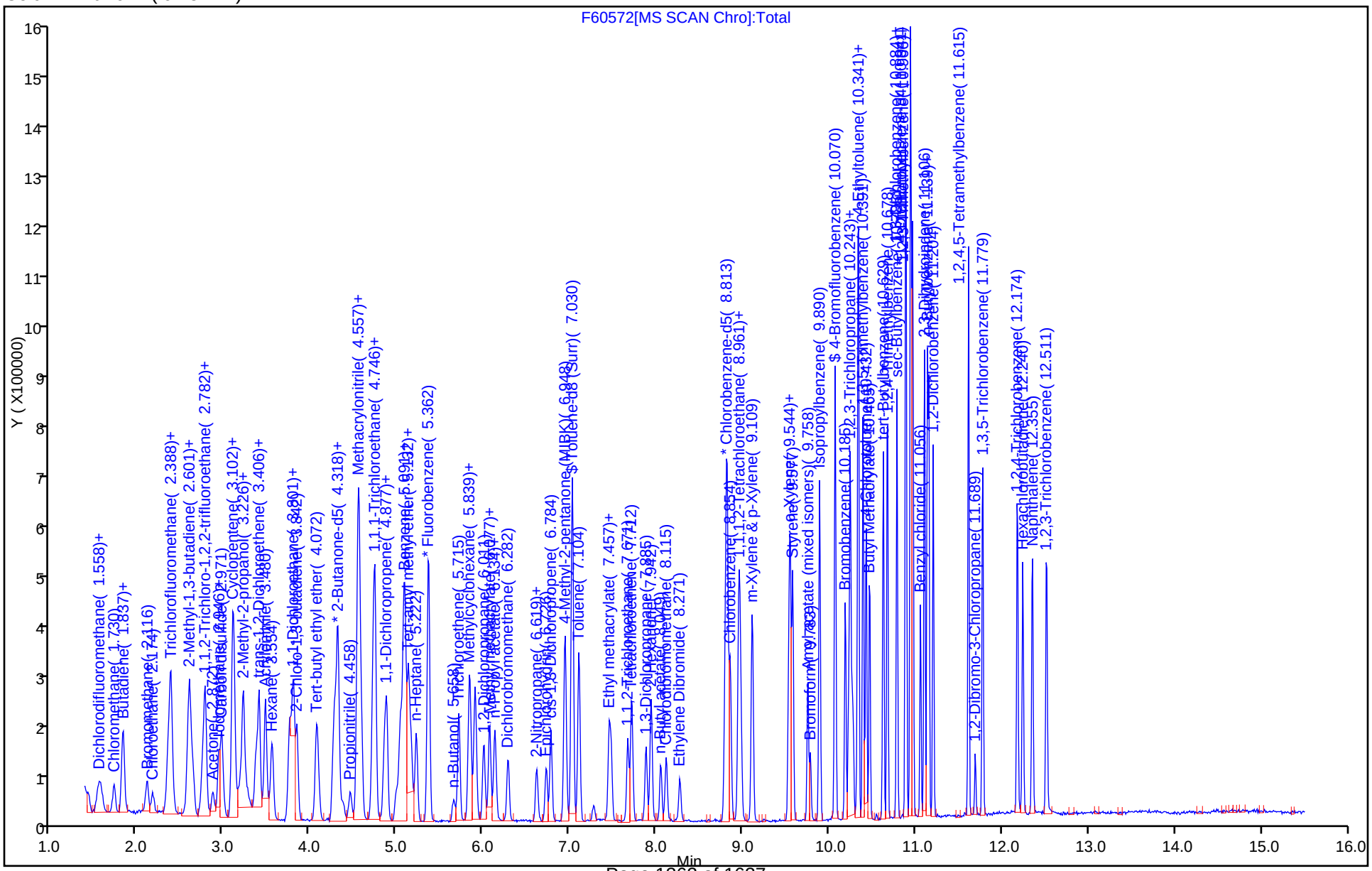

Manual Integration/User Assign Peak Report

TestAmerica Edison

Data File: \\ChromNA\Edison\ChromData\CVOAMS6\20180309-68530.b\F60572.D
Injection Date: 09-Mar-2018 03:38:30 Instrument ID: CVOAMS6
Lims ID: STD20
Client ID:
Operator ID: ALS Bottle#: 5 Worklist Smp#: 6
Purge Vol: 5.000 mL Dil. Factor: 1.0000
Method: 8260624W6 Limit Group: VOA - 8260C DKQP Water and Solid
Column: Rtx-624 (0.25 mm) Detector MS SCAN

20 Isopropyl alcohol, CAS: 67-63-0

Signal: 1

Processing Integration Results

RT: 2.58
Area: 67548
Amount: 212.0406
Amount Units: ug/l

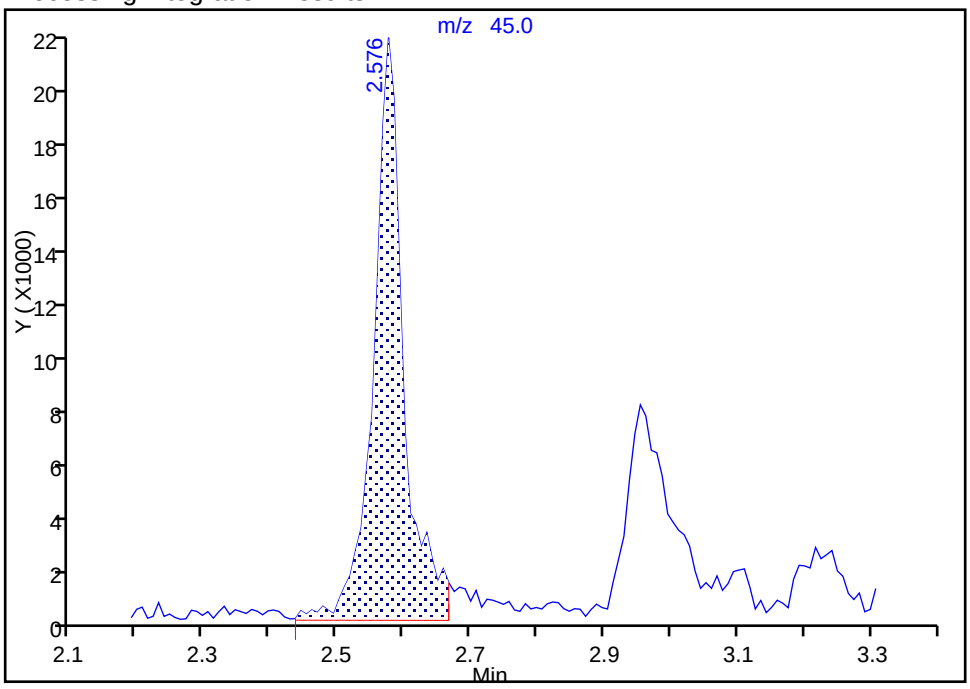

Manual Integration Results

RT: 2.95
Area: 34950
Amount: 199.5909
Amount Units: ug/l

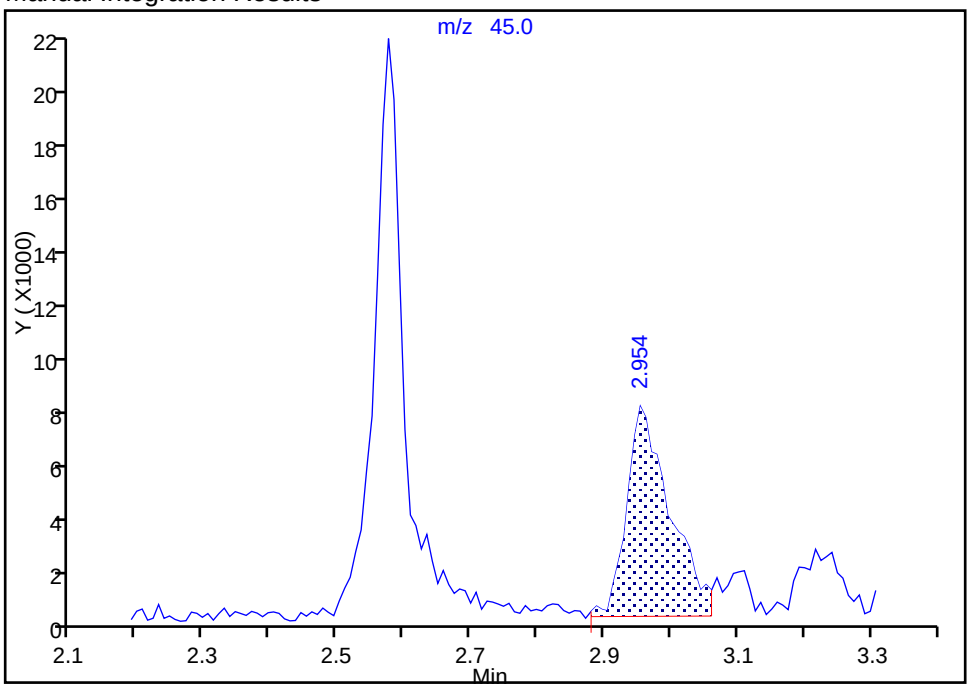

Reviewer: delpolitov, 11-Mar-2018 23:26:12
Audit Action: Assigned Compound ID Audit Reason: Peak assignment corrected

Manual Integration/User Assign Peak Report

TestAmerica Edison

Data File: \\ChromNA\Edison\ChromData\CVOAMS6\20180309-68530.b\F60572.D
Injection Date: 09-Mar-2018 03:38:30 Instrument ID: CVOAMS6
Lims ID: STD20
Client ID:
Operator ID: ALS Bottle#: 5 Worklist Smp#: 6
Purge Vol: 5.000 mL Dil. Factor: 1.0000
Method: 8260624W6 Limit Group: VOA - 8260C DKQP Water and Solid
Column: Rtx-624 (0.25 mm) Detector MS SCAN

25 Acetonitrile, CAS: 75-05-8

Signal: 1

Processing Integration Results

RT: 3.09
Area: 150936
Amount: 292.5406
Amount Units: ug/l

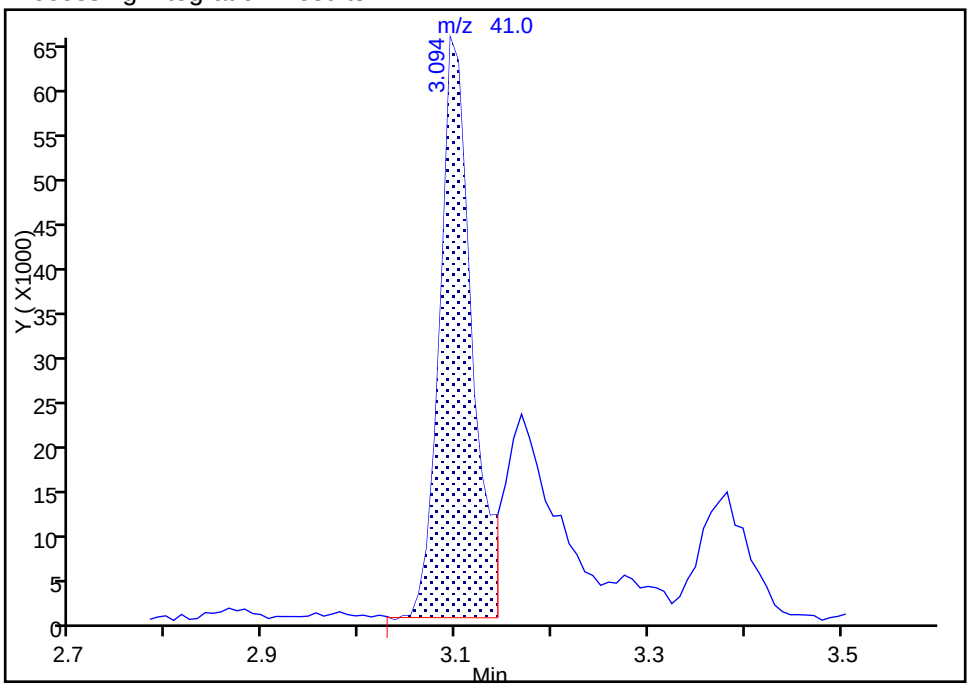

Manual Integration Results

RT: 3.17
Area: 86334
Amount: 194.5661
Amount Units: ug/l

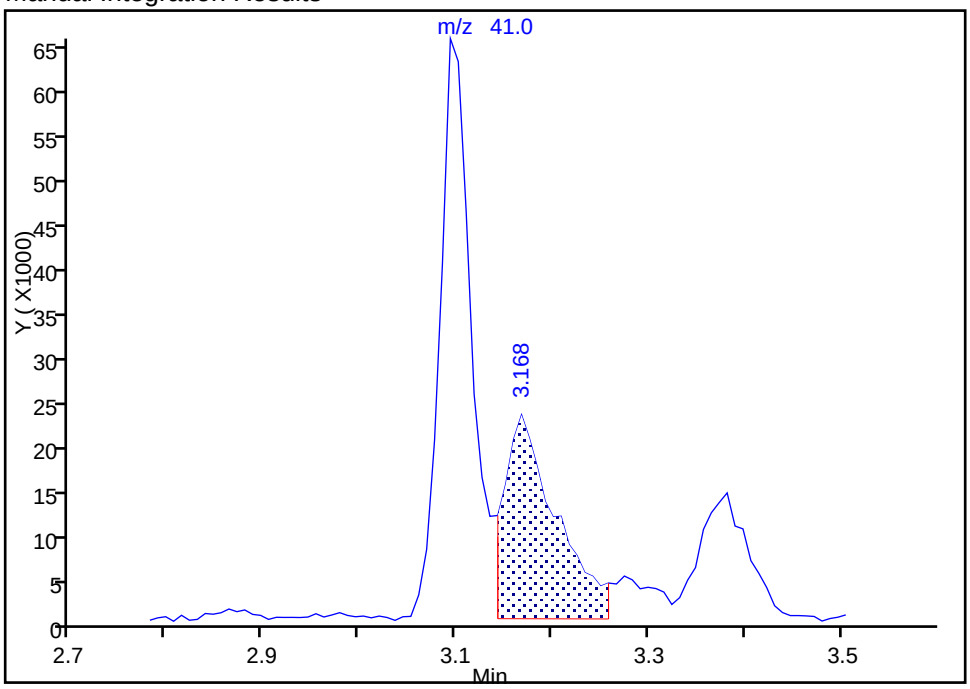

Reviewer: delpolitov, 11-Mar-2018 23:26:24
Audit Action: Assigned Compound ID Audit Reason: Peak assignment corrected

Manual Integration/User Assign Peak Report

TestAmerica Edison

Data File:	\\ChromNA\Edison\ChromData\CVOAMS6\20180309-68530.b\F60572.D		
Injection Date:	09-Mar-2018 03:38:30	Instrument ID:	CVOAMS6
Lims ID:	STD20		
Client ID:			
Operator ID:		ALS Bottle#:	5 Worklist Smp#: 6
Purge Vol:	5.000 mL	Dil. Factor:	1.0000
Method:	8260624W6	Limit Group:	VOA - 8260C DKQP Water and Solid
Column:	Rtx-624 (0.25 mm)	Detector	MS SCAN

58 Tert-amyl methyl ether, CAS: 994-05-8

Signal: 1

Processing Integration Results

RT: 5.14
Area: 251450
Amount: 22.585100
Amount Units: ug/l

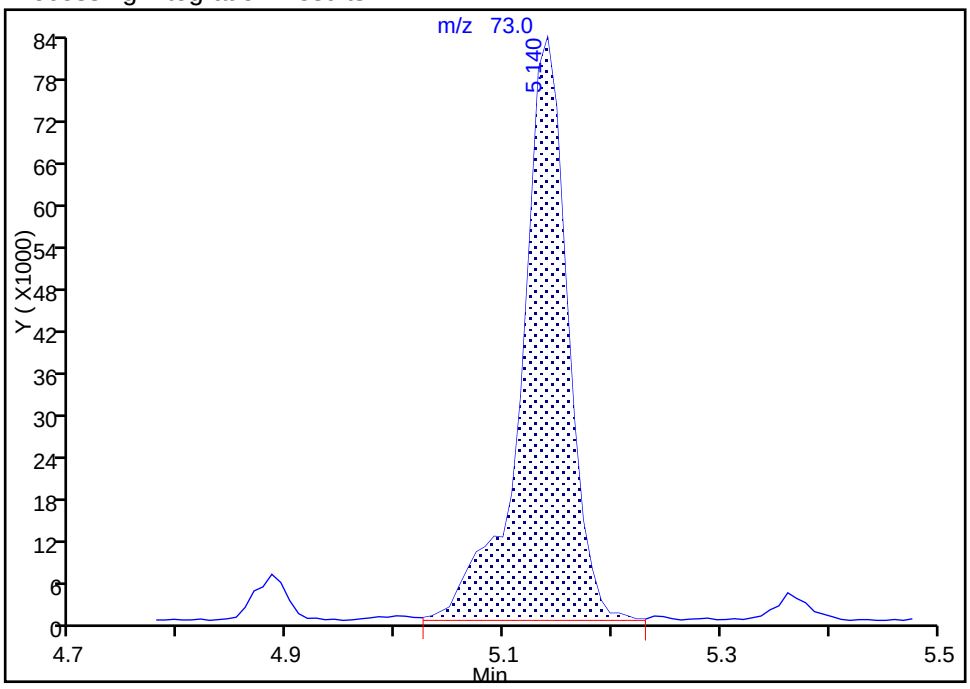

Manual Integration Results

RT: 5.14
Area: 233360
Amount: 21.247969
Amount Units: ug/l

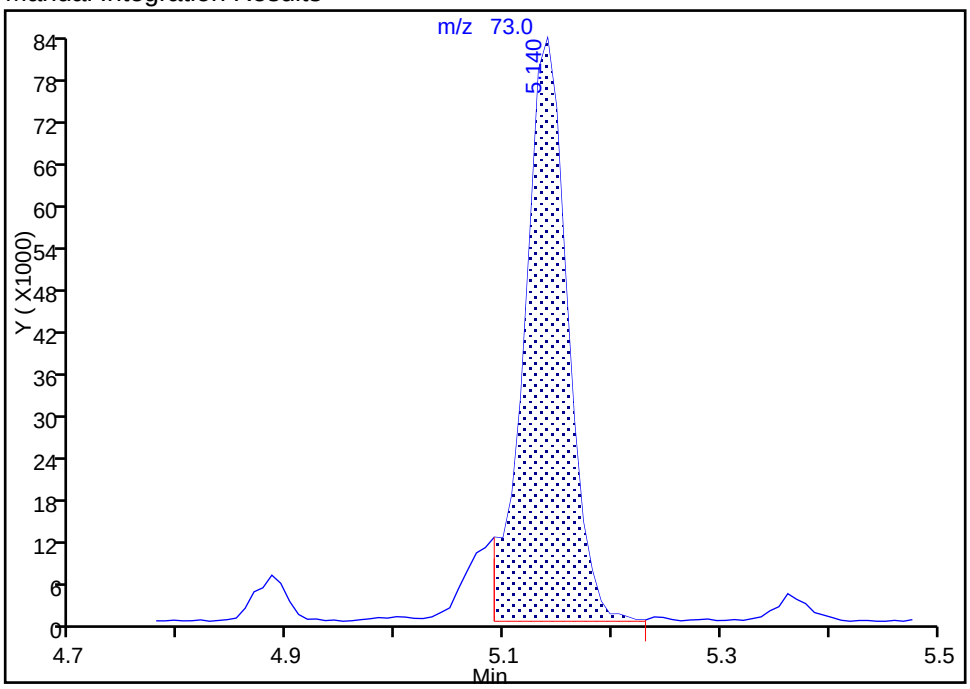

Reviewer: delpolitov, 11-Mar-2018 23:27:05

Audit Action: Split an Integrated Peak Audit Reason: Shouldering

TestAmerica Edison
Target Compound Quantitation Report

Data File: \\ChromNA\Edison\ChromData\CVOAMS6\20180309-68530.b\F60573.D
Lims ID: STD50
Client ID:
Sample Type: IC Calib Level: 4
Inject. Date: 09-Mar-2018 04:02:30 ALS Bottle#: 6 Worklist Smp#: 7
Purge Vol: 5.000 mL Dil. Factor: 1.0000
Sample Info: STD50
Misc. Info.: 460-0068530-007
Operator ID: Instrument ID: CVOAMS6
Sublist: chrom-8260624W6*sub42

Method: \\ChromNA\Edison\ChromData\CVOAMS6\20180309-68530.b\8260624W6.m
Limit Group: VOA - 8260C DKQP Water and Solid
Last Update: 12-Mar-2018 00:56:49 Calib Date: 09-Mar-2018 04:49:30
Integrator: RTE ID Type: Deconvolution ID
Quant Method: Internal Standard Quant By: Initial Calibration
Last ICal File: \\ChromNA\Edison\ChromData\CVOAMS6\20180309-68530.b\F60575.D

Column 1 : Rtx-624 (0.25 mm) Det: MS SCAN
Process Host: XAWRK007

First Level Reviewer: moroneyc Date: 09-Mar-2018 10:31:10

	Compound	Sig	RT (min.)	Exp RT (min.)	Dlt RT (min.)	Q	Response	Cal Amt ug/l	OnCol Amt ug/l	Flags
1	Chlorotrifluoroethene	66	1.541	1.549	-0.008	87	48505	50.0	51.1	
2	Dichlorodifluoromethane	85	1.582	1.574	0.008	99	353172	50.0	59.8	
3	Chloromethane	50	1.730	1.730	0.000	99	228756	50.0	53.2	
4	Vinyl chloride	62	1.837	1.829	0.008	90	234754	50.0	55.6	
5	Butadiene	54	1.837	1.837	0.000	96	198609	50.0	54.8	
6	Bromomethane	94	2.108	2.116	-0.008	97	144199	50.0	53.8	
7	Chloroethane	64	2.174	2.174	0.000	98	113677	50.0	53.5	
8	Dichlorofluoromethane	67	2.363	2.363	0.000	97	329193	50.0	54.1	
9	Trichlorofluoromethane	101	2.371	2.371	0.000	70	330527	50.0	56.4	
10	Pentane	72	2.387	2.388	-0.001	94	51367	100.0	95.7	
11	Ethanol	46	2.585	2.568	0.017	72	36344	2000.0	2100.9	
12	Ethyl ether	59	2.576	2.576	0.000	90	149487	50.0	48.4	
13	2-Methyl-1,3-butadiene	53	2.601	2.601	0.000	98	168535	50.0	48.5	
14	1,2-Dichloro-1,1,2-trifluo	117	2.634	2.634	0.000	81	201676	50.0	53.2	
15	Acrolein	56	2.757	2.749	0.008	97	55991	100.0	110.1	
16	1,1,2-Trichloro-1,2,2-trif	101	2.765	2.774	-0.009	94	220661	50.0	50.0	
17	1,1-Dichloroethene	96	2.790	2.790	0.000	98	195758	50.0	49.7	
18	Acetone	43	2.872	2.872	0.000	86	254631	250.0	263.2	
19	Iodomethane	142	2.938	2.938	0.000	99	409613	50.0	51.1	
20	Isopropyl alcohol	45	2.963	2.954	0.009	29	98873	500.0	515.1	
21	Carbon disulfide	76	2.971	2.979	-0.008	100	636838	50.0	50.6	
22	3-Chloro-1-propene	41	3.094	3.094	0.000	97	352884	50.0	49.3	
24	Methyl acetate	43	3.102	3.102	0.000	99	569925	250.0	246.0	
23	Cyclopentene	67	3.119	3.119	0.000	90	424783	50.0	49.7	
25	Acetonitrile	41	3.168	3.168	0.000	90	228287	500.0	469.3	a
* 26	TBA-d9 (IS)	65	3.217	3.217	0.000	0	273949	1000.0	1000.0	
27	Methylene Chloride	84	3.226	3.226	0.000	90	195112	50.0	47.2	
28	2-Methyl-2-propanol	59	3.283	3.275	0.008	91	162790	500.0	469.4	
29	Methyl tert-butyl ether	73	3.373	3.382	-0.009	96	528687	50.0	50.1	
30	trans-1,2-Dichloroethene	96	3.406	3.406	0.000	93	188589	50.0	47.5	

Compound	Sig	RT (min.)	Exp RT (min.)	Dlt RT (min.)	Q	Response	Cal Amt ug/l	OnCol Amt ug/l	Flags
31 Acrylonitrile	53	3.480	3.480	0.000	94	544108	500.0	468.2	
32 Hexane	43	3.554	3.554	0.000	92	142458	50.0	46.8	
33 Isopropyl ether	45	3.760	3.760	0.000	93	545508	50.0	47.7	
34 1,1-Dichloroethane	63	3.801	3.801	0.000	99	300918	50.0	47.5	
35 Vinyl acetate	86	3.809	3.809	0.000	100	64684	100.0	92.6	
36 2-Chloro-1,3-butadiene	88	3.842	3.842	0.000	93	162787	50.0	47.7	
37 Tert-butyl ethyl ether	59	4.072	4.072	0.000	90	553530	50.0	49.5	
* 38 2-Butanone-d5	46	4.269	4.277	-0.008	0	249545	250.0	250.0	
39 2,2-Dichloropropane	97	4.302	4.302	0.000	97	70254	50.0	50.1	
40 cis-1,2-Dichloroethene	96	4.318	4.318	0.000	96	213699	50.0	51.8	
42 Ethyl acetate	70	4.318	4.327	-0.009	95	31892	100.0	95.6	
41 2-Butanone (MEK)	72	4.327	4.327	0.000	96	78964	250.0	242.4	
43 Methyl acrylate	55	4.376	4.384	-0.008	91	117535	50.0	45.2	
44 Propionitrile	54	4.466	4.466	0.000	98	199748	500.0	486.9	
46 Tetrahydrofuran	72	4.540	4.540	0.000	61	37936	100.0	104.2	
45 Chlorobromomethane	128	4.540	4.540	0.000	85	109539	50.0	49.5	
47 Methacrylonitrile	67	4.565	4.557	0.008	92	561499	500.0	496.6	
48 Chloroform	83	4.590	4.590	0.000	99	318409	50.0	49.6	
49 Cyclohexane	84	4.721	4.729	-0.008	90	281935	50.0	50.8	
50 1,1,1-Trichloroethane	97	4.737	4.738	-0.001	97	314022	50.0	50.4	
$ 51 Dibromofluoromethane (Surr	113	4.746	4.746	0.000	97	168750	50.0	52.7	
52 Carbon tetrachloride	117	4.861	4.861	0.000	97	298317	50.0	49.9	
53 1,1-Dichloropropene	75	4.885	4.885	0.000	94	231678	50.0	50.0	
54 Isobutyl alcohol	43	5.009	5.000	0.009	1	147704	1250.0	1272.3	
55 Benzene	78	5.083	5.083	0.000	97	641349	50.0	51.2	
$ 56 1,2-Dichloroethane-d4 (Sur	65	5.099	5.099	0.000	0	163475	50.0	47.9	
57 Isopropyl acetate	43	5.132	5.132	0.000	96	480446	50.0	49.7	
58 Tert-amyl methyl ether	73	5.140	5.140	0.000	93	564964	50.0	48.9	
59 1,2-Dichloroethane	62	5.173	5.173	0.000	96	223780	50.0	47.5	
60 n-Heptane	57	5.222	5.222	0.000	94	107429	50.0	45.6	
* 61 Fluorobenzene	96	5.370	5.370	0.000	99	553187	50.0	50.0	
62 n-Butanol	56	5.658	5.658	0.000	94	91970	1250.0	1118.2	
63 Trichloroethene	95	5.715	5.715	0.000	95	180640	50.0	48.5	
65 Ethyl acrylate	55	5.839	5.839	0.000	95	381114	50.0	47.9	
64 Methylcyclohexane	83	5.847	5.847	0.000	92	307867	50.0	48.3	
66 1,2-Dichloropropane	63	6.011	6.003	0.008	86	148188	50.0	45.8	
* 67 1,4-Dioxane-d8	96	6.060	6.060	0.000	0	26238	1000.0	1000.0	
68 Methyl methacrylate	100	6.077	6.077	0.000	85	82591	100.0	95.9	
69 1,4-Dioxane	88	6.118	6.118	0.000	28	29784	1000.0	933.3	
70 n-Propyl acetate	43	6.126	6.126	0.000	98	177158	50.0	47.8	
71 Dibromomethane	93	6.143	6.134	0.009	91	104074	50.0	48.2	
72 Dichlorobromomethane	83	6.290	6.282	0.008	99	215468	50.0	48.1	
74 2-Chloroethyl vinyl ether	63	6.619	6.619	0.000	65	68746	50.0	44.6	
73 2-Nitropropane	41	6.619	6.619	0.000	83	80054	100.0	92.0	
75 Epichlorohydrin	57	6.726	6.726	0.000	99	245496	1000.0	1048.8	
76 cis-1,3-Dichloropropene	75	6.784	6.784	0.000	94	247899	50.0	49.0	
77 4-Methyl-2-pentanone (MIBK	43	6.948	6.948	0.000	96	676494	250.0	251.6	
$ 78 Toluene-d8 (Surr)	98	7.030	7.030	0.000	99	518868	50.0	49.4	
79 Toluene	91	7.104	7.104	0.000	94	658683	50.0	48.1	
80 trans-1,3-Dichloropropene	75	7.457	7.457	0.000	98	219795	50.0	47.9	
81 Ethyl methacrylate	69	7.482	7.482	0.000	91	184847	50.0	50.0	
82 1,1,2-Trichloroethane	83	7.671	7.671	0.000	93	112009	50.0	45.5	

Compound	Sig	RT (min.)	Exp RT (min.)	Dlt RT (min.)	Q	Response	Cal Amt ug/l	OnCol Amt ug/l	Flags
83 Tetrachloroethene	166	7.720	7.720	0.000	96	214309	50.0	50.3	
84 1,3-Dichloropropane	76	7.885	7.885	0.000	94	212585	50.0	46.6	
85 2-Hexanone	43	7.942	7.942	0.000	97	422283	250.0	241.5	
86 n-Butyl acetate	43	8.049	8.049	0.000	98	214919	50.0	45.3	
87 Chlorodibromomethane	129	8.115	8.115	0.000	97	185420	50.0	47.6	
88 Ethylene Dibromide	107	8.271	8.271	0.000	98	143743	50.0	46.4	
* 89 Chlorobenzene-d5	117	8.821	8.821	0.000	86	433294	50.0	50.0	
90 Chlorobenzene	112	8.854	8.854	0.000	96	475134	50.0	49.3	
91 Ethylbenzene	106	8.961	8.961	0.000	98	257227	50.0	49.3	
92 1,1,1,2-Tetrachloroethane	131	8.977	8.977	0.000	95	198907	50.0	51.5	
93 m-Xylene & p-Xylene	106	9.109	9.109	0.000	0	316413	50.0	47.7	
94 n-Butyl acrylate	73	9.528	9.528	0.000	96	128979	50.0	53.3	
95 o-Xylene	106	9.553	9.553	0.000	94	333795	50.0	51.0	
96 Styrene	104	9.577	9.577	0.000	95	530061	50.0	49.5	
97 Amyl acetate (mixed isomer	43	9.750	9.758	-0.008	91	306766	50.0	46.5	
98 Bromoform	173	9.783	9.783	0.000	97	134473	50.0	51.1	
99 Isopropylbenzene	105	9.890	9.890	0.000	96	899322	50.0	51.4	
$ 100 4-Bromofluorobenzene	174	10.070	10.070	0.000	94	209711	50.0	50.2	
101 Bromobenzene	156	10.185	10.185	0.000	92	245370	50.0	47.6	
102 1,1,2,2-Tetrachloroethane	83	10.226	10.226	0.000	96	186484	50.0	48.2	
103 N-Propylbenzene	91	10.243	10.243	0.000	100	967317	50.0	49.6	
104 1,2,3-Trichloropropane	110	10.267	10.268	-0.001	94	60792	50.0	49.2	
105 trans-1,4-Dichloro-2-buten	53	10.284	10.276	0.008	92	53284	50.0	45.0	
106 2-Chlorotoluene	91	10.333	10.333	0.000	97	665955	50.0	49.2	
107 4-Ethyltoluene	105	10.341	10.341	0.000	98	847038	50.0	49.9	
108 1,3,5-Trimethylbenzene	105	10.391	10.391	0.000	94	764063	50.0	48.8	
109 4-Chlorotoluene	91	10.432	10.432	0.000	97	600982	50.0	47.5	
110 Butyl Methacrylate	87	10.473	10.465	0.008	93	250347	50.0	49.5	
111 tert-Butylbenzene	119	10.629	10.629	0.000	95	663668	50.0	50.2	
112 1,2,4-Trimethylbenzene	105	10.678	10.678	0.000	97	794357	50.0	49.3	
113 sec-Butylbenzene	105	10.785	10.785	0.000	98	950562	50.0	50.0	
114 4-Isopropyltoluene	119	10.884	10.884	0.000	97	856754	50.0	50.5	
115 1,3-Dichlorobenzene	146	10.892	10.892	0.000	97	465657	50.0	50.7	
* 116 1,4-Dichlorobenzene-d4	152	10.941	10.941	0.000	93	294425	50.0	50.0	
117 1,4-Dichlorobenzene	146	10.958	10.958	0.000	96	475234	50.0	50.1	
132 1,2,3-Trimethylbenzene	105	10.974	10.974	0.000	98	800915	NC	NC	
118 Benzyl chloride	91	11.056	11.056	0.000	99	467282	50.0	48.4	
119 2,3-Dihydroindene	117	11.106	11.106	0.000	95	854961	50.0	50.8	
120 p-Diethylbenzene	119	11.138	11.139	-0.001	95	503077	50.0	49.5	
121 n-Butylbenzene	92	11.155	11.155	0.000	98	395866	50.0	49.3	
122 1,2-Dichlorobenzene	146	11.204	11.204	0.000	97	480190	50.0	49.4	
123 1,2,4,5-Tetramethylbenzene	119	11.615	11.615	0.000	97	917553	50.0	50.5	
124 1,2-Dibromo-3-Chloropropan	75	11.697	11.689	0.008	93	45917	50.0	48.3	
125 1,3,5-Trichlorobenzene	180	11.779	11.779	0.000	98	407422	50.0	50.7	
126 1,2,4-Trichlorobenzene	180	12.182	12.182	0.000	95	378212	50.0	50.8	
127 Hexachlorobutadiene	225	12.248	12.240	0.008	94	175993	50.0	49.1	
128 Naphthalene	128	12.355	12.355	0.000	99	819673	50.0	51.5	
129 1,2,3-Trichlorobenzene	180	12.519	12.519	0.000	96	343321	50.0	51.1	
S 130 1,2-Dichloroethene, Total	100				0		100.0	99.3	
S 131 Xylenes, Total	100				0		100.0	98.7	

QC Flag Legend

Processing Flags

NC - Not Calibrated

Review Flags

a - User Assigned ID

Reagents:

ACROLEIN W_00074	Amount Added:	10.00	Units: uL	
MIX 2 Hi_00068	Amount Added:	5.00	Units: uL	
MIX I Hi_00087	Amount Added:	5.00	Units: uL	
Ethanol mix_00012	Amount Added:	5.00	Units: uL	
GAS Hi_00244	Amount Added:	5.00	Units: uL	
VOA6IS/SURR_00009	Amount Added:	5.00	Units: uL	Run Reagent

Report Date: 12-Mar-2018 00:56:51 Chrom Revision: 2.2 08-Feb-2018 13:38:42

TestAmerica Edison

Data File: \\ChromNA\Edison\ChromData\CVOAMS6\20180309-68530.b\F60573.D

Injection Date: 09-Mar-2018 04:02:30 Instrument ID: CVOAMS6 Operator ID:

Lims ID: STD50 Worklist Smp#: 7

Client ID:

Purge Vol: 5.000 mL Dil. Factor: 1.0000 ALS Bottle#: 6

Method: 8260624W6 Limit Group: VOA - 8260C DKQP Water and Solid

Column: Rtx-624 (0.25 mm)

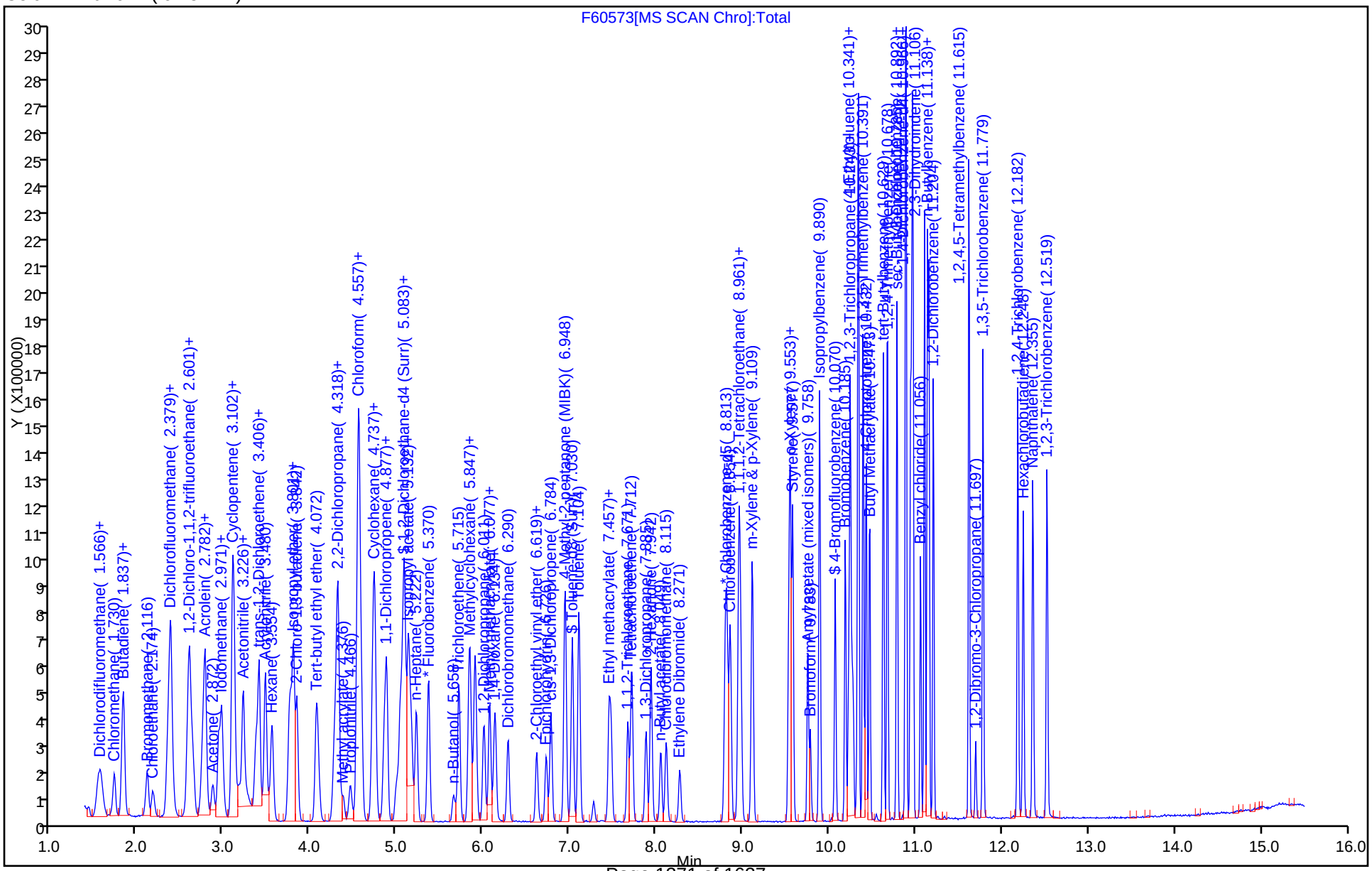

Manual Integration/User Assign Peak Report

TestAmerica Edison

Data File: \\ChromNA\Edison\ChromData\CVOAMS6\20180309-68530.b\F60573.D
Injection Date: 09-Mar-2018 04:02:30 Instrument ID: CVOAMS6
Lims ID: STD50
Client ID:
Operator ID: ALS Bottle#: 6 Worklist Smp#: 7
Purge Vol: 5.000 mL Dil. Factor: 1.0000
Method: 8260624W6 Limit Group: VOA - 8260C DKQP Water and Solid
Column: Rtx-624 (0.25 mm) Detector MS SCAN

25 Acetonitrile, CAS: 75-05-8

Signal: 1

Processing Integration Results

RT: 3.09
Area: 363878
Amount: 495.1590
Amount Units: ug/l

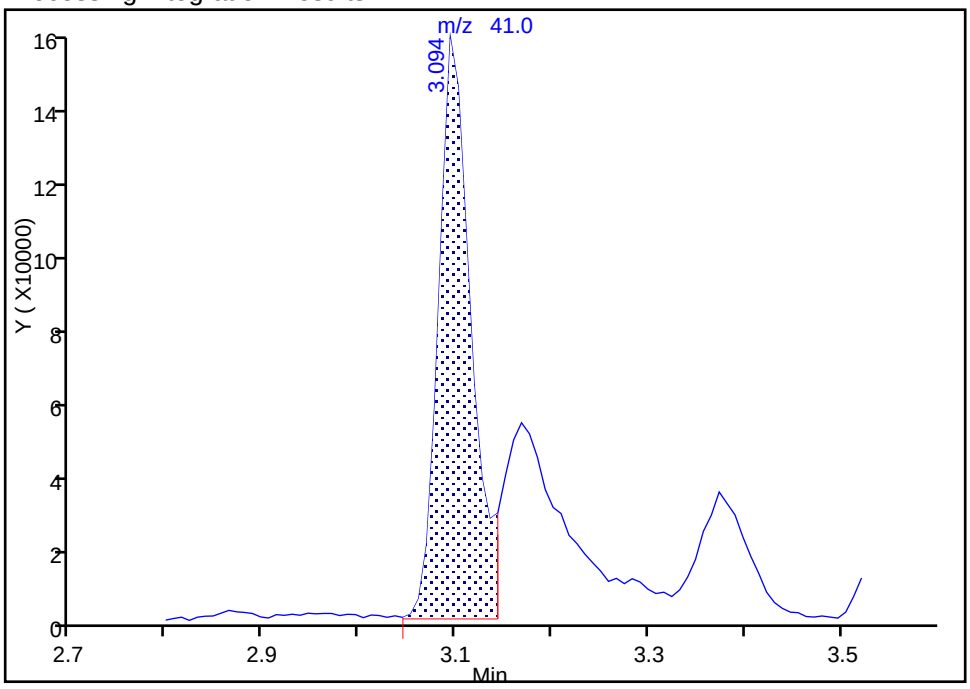

Manual Integration Results

RT: 3.17
Area: 228287
Amount: 469.2984
Amount Units: ug/l

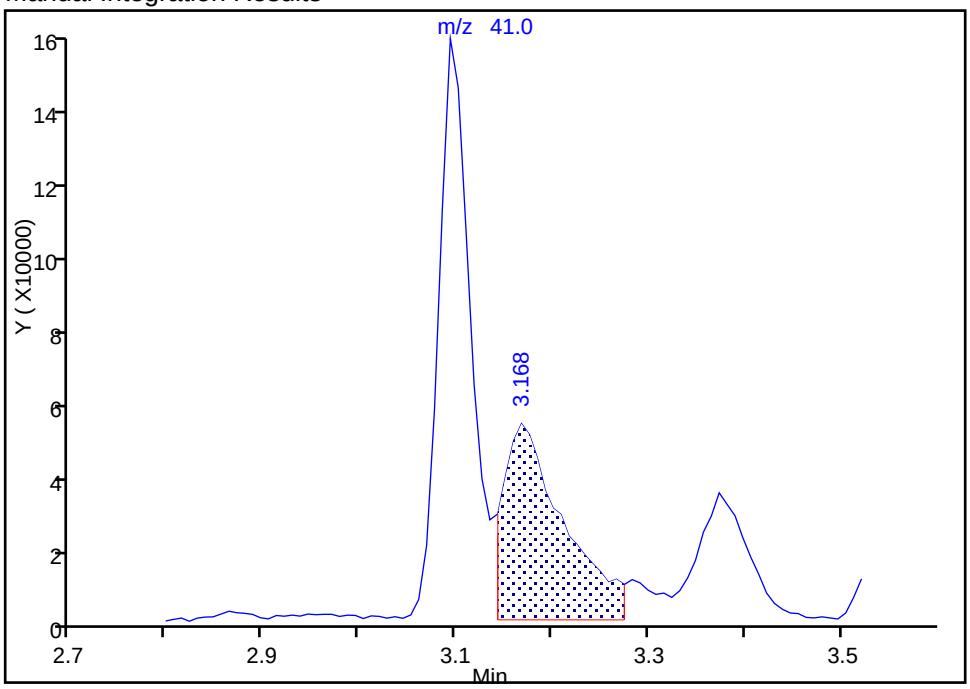

Reviewer: delpolitov, 11-Mar-2018 23:47:23
Audit Action: Assigned Compound ID Audit Reason: Peak assignment corrected

TestAmerica Edison
Target Compound Quantitation Report

Data File: \\ChromNA\Edison\ChromData\CVOAMS6\20180309-68530.b\F60574.D
Lims ID: STD200
Client ID:
Sample Type: IC Calib Level: 5
Inject. Date: 09-Mar-2018 04:25:30 ALS Bottle#: 7 Worklist Smp#: 8
Purge Vol: 5.000 mL Dil. Factor: 1.0000
Sample Info: STD200
Misc. Info.: 460-0068530-008
Operator ID: Instrument ID: CVOAMS6
Sublist: chrom-8260624W6*sub42

Method: \\ChromNA\Edison\ChromData\CVOAMS6\20180309-68530.b\8260624W6.m
Limit Group: VOA - 8260C DKQP Water and Solid
Last Update: 12-Mar-2018 00:57:02 Calib Date: 09-Mar-2018 04:49:30
Integrator: RTE ID Type: Deconvolution ID
Quant Method: Internal Standard Quant By: Initial Calibration
Last ICal File: \\ChromNA\Edison\ChromData\CVOAMS6\20180309-68530.b\F60575.D

Column 1 : Rtx-624 (0.25 mm) Det: MS SCAN
Process Host: XAWRK007

First Level Reviewer: moroneyc Date: 09-Mar-2018 10:35:48

Compound	Sig	RT (min.)	Exp RT (min.)	Dlt RT (min.)	Q	Response	Cal Amt ug/l	OnCol Amt ug/l	Flags
1 Chlorotrifluoroethene	66	1.566	1.549	0.017	88	192901	200.0	191.3	
2 Dichlorodifluoromethane	85	1.590	1.574	0.016	99	1307867	200.0	208.7	
3 Chloromethane	50	1.747	1.730	0.017	99	854146	200.0	187.2	
4 Vinyl chloride	62	1.853	1.829	0.024	86	848460	200.0	189.2	
5 Butadiene	54	1.853	1.837	0.016	95	748487	200.0	194.5	
6 Bromomethane	94	2.125	2.116	0.009	97	498506	200.0	175.1	
7 Chloroethane	64	2.190	2.174	0.016	99	407431	200.0	180.5	
8 Dichlorofluoromethane	67	2.371	2.363	0.008	98	1211513	200.0	187.5	
9 Trichlorofluoromethane	101	2.387	2.371	0.016	98	1211052	200.0	194.7	
10 Pentane	72	2.396	2.388	0.008	93	218446	400.0	395.3	
11 Ethanol	46	2.576	2.568	0.008	71	139698	8000.0	7845.5	
12 Ethyl ether	59	2.585	2.576	0.009	92	596626	200.0	182.1	
13 2-Methyl-1,3-butadiene	53	2.609	2.601	0.008	96	695705	200.0	188.6	
14 1,2-Dichloro-1,1,2-trifluo	117	2.642	2.634	0.008	90	763338	200.0	189.9	
15 Acrolein	56	2.757	2.749	0.008	97	109897	200.0	210.0	
16 1,1,2-Trichloro-1,2,2-trif	101	2.774	2.774	0.000	94	887840	200.0	189.5	
17 1,1-Dichloroethene	96	2.798	2.790	0.008	99	772706	200.0	184.7	
18 Acetone	43	2.881	2.872	0.008	85	1280033	1000.0	1204.1	
19 Iodomethane	142	2.946	2.938	0.008	100	1595927	200.0	187.6	
20 Isopropyl alcohol	45	2.971	2.954	0.017	29	410734	2000.0	2078.7	
21 Carbon disulfide	76	2.987	2.979	0.008	100	2603338	200.0	195.0	
22 3-Chloro-1-propene	41	3.102	3.094	0.008	96	1449755	200.0	190.8	
24 Methyl acetate	43	3.111	3.102	0.009	99	2337778	1000.0	950.7	
23 Cyclopentene	67	3.127	3.119	0.008	90	1747744	200.0	192.8	
25 Acetonitrile	41	3.176	3.168	0.008	95	1136051	2000.0	2268.9	a
* 26 TBA-d9 (IS)	65	3.226	3.217	0.009	0	281975	1000.0	1000.0	
27 Methylene Chloride	84	3.234	3.226	0.008	91	827678	200.0	188.5	
28 2-Methyl-2-propanol	59	3.291	3.275	0.016	93	715698	2000.0	2004.9	
29 Methyl tert-butyl ether	73	3.382	3.382	0.000	96	2216371	200.0	197.9	
30 trans-1,2-Dichloroethene	96	3.415	3.406	0.009	94	788620	200.0	187.2	

Compound	Sig	RT (min.)	Exp RT (min.)	Dlt RT (min.)	Q	Response	Cal Amt ug/l	OnCol Amt ug/l	Flags
31 Acrylonitrile	53	3.489	3.480	0.009	92	2348530	2000.0	1904.0	
32 Hexane	43	3.563	3.554	0.008	91	650958	200.0	201.4	
33 Isopropyl ether	45	3.768	3.760	0.008	96	2311746	200.0	190.3	
34 1,1-Dichloroethane	63	3.809	3.801	0.008	100	1259127	200.0	187.2	
35 Vinyl acetate	86	3.817	3.809	0.008	99	289046	400.0	390.0	
36 2-Chloro-1,3-butadiene	88	3.850	3.842	0.008	94	709995	200.0	196.0	
37 Tert-butyl ethyl ether	59	4.080	4.072	0.008	90	2331950	200.0	196.5	
* 38 2-Butanone-d5	46	4.277	4.277	0.000	0	274239	250.0	250.0	
39 2,2-Dichloropropane	97	4.310	4.302	0.008	95	280449	200.0	188.6	
40 cis-1,2-Dichloroethene	96	4.318	4.318	0.000	98	810803	200.0	185.0	
41 2-Butanone (MEK)	72	4.335	4.327	0.008	96	359141	1000.0	997.5	
42 Ethyl acetate	70	4.335	4.327	0.008	96	137605	400.0	375.4	
43 Methyl acrylate	55	4.392	4.384	0.008	99	528557	200.0	204.3	
44 Propionitrile	54	4.466	4.466	0.000	98	859609	2000.0	2035.6	
45 Chlorobromomethane	128	4.549	4.540	0.009	75	413952	200.0	176.1	
46 Tetrahydrofuran	72	4.540	4.540	0.000	60	150987	400.0	377.5	
47 Methacrylonitrile	67	4.573	4.557	0.016	92	2224635	2000.0	1853.9	
48 Chloroform	83	4.598	4.590	0.008	98	1214193	200.0	178.0	
49 Cyclohexane	84	4.729	4.729	0.000	92	1096620	200.0	186.2	
50 1,1,1-Trichloroethane	97	4.746	4.738	0.008	98	1228789	200.0	185.9	
$ 51 Dibromofluoromethane (Surr	113	4.754	4.746	0.008	95	160660	50.0	47.3	
52 Carbon tetrachloride	117	4.861	4.861	0.000	98	1189954	200.0	187.5	
53 1,1-Dichloropropene	75	4.894	4.885	0.009	93	946191	200.0	192.5	
54 Isobutyl alcohol	43	5.009	5.000	0.009	96	536832	5000.0	4492.7	
55 Benzene	78	5.091	5.083	0.008	97	2529785	200.0	203.2	
$ 56 1,2-Dichloroethane-d4 (Sur	65	5.099	5.099	0.000	0	178416	50.0	49.3	
57 Isopropyl acetate	43	5.132	5.132	0.000	95	2024971	200.0	197.3	
58 Tert-amyl methyl ether	73	5.140	5.140	0.000	92	2388023	200.0	194.7	
59 1,2-Dichloroethane	62	5.181	5.173	0.008	97	956411	200.0	191.4	
60 n-Heptane	57	5.231	5.222	0.009	91	477434	200.0	191.1	
* 61 Fluorobenzene	96	5.370	5.370	0.000	98	587092	50.0	50.0	
62 n-Butanol	56	5.666	5.658	0.008	91	405184	5000.0	4786.0	
63 Trichloroethene	95	5.724	5.715	0.009	96	737420	200.0	186.6	
65 Ethyl acrylate	55	5.839	5.839	0.000	99	1593923	200.0	188.7	
64 Methylcyclohexane	83	5.847	5.847	0.000	91	1225912	200.0	181.0	
66 1,2-Dichloropropane	63	6.011	6.003	0.008	86	638494	200.0	186.0	
* 67 1,4-Dioxane-d8	96	6.060	6.060	0.000	0	26339	1000.0	1000.0	M
68 Methyl methacrylate	100	6.077	6.077	0.000	85	341702	400.0	373.9	
69 1,4-Dioxane	88	6.126	6.118	0.008	27	118048	4000.0	3684.8	a
70 n-Propyl acetate	43	6.134	6.126	0.008	99	764722	200.0	194.5	
71 Dibromomethane	93	6.143	6.134	0.009	92	437013	200.0	190.7	
72 Dichlorobromomethane	83	6.291	6.282	0.009	99	951778	200.0	200.3	
73 2-Nitropropane	41	6.627	6.619	0.008	93	374436	400.0	403.2	
74 2-Chloroethyl vinyl ether	63	6.619	6.619	0.000	90	307260	200.0	187.9	
75 Epichlorohydrin	57	6.734	6.726	0.008	98	1025043	4000.0	3970.2	
76 cis-1,3-Dichloropropene	75	6.792	6.784	0.008	95	1058897	200.0	210.6	
77 4-Methyl-2-pentanone (MIBK	43	6.948	6.948	0.000	96	2758632	1000.0	933.7	
$ 78 Toluene-d8 (Surr)	98	7.030	7.030	0.000	99	546676	50.0	52.3	
79 Toluene	91	7.112	7.104	0.008	94	2705459	200.0	198.9	
80 trans-1,3-Dichloropropene	75	7.457	7.457	0.000	98	917583	200.0	201.3	
81 Ethyl methacrylate	69	7.482	7.482	0.000	89	752896	200.0	205.0	
82 1,1,2-Trichloroethane	83	7.671	7.671	0.000	93	464300	200.0	189.7	

Compound	Sig	RT (min.)	Exp RT (min.)	Dlt RT (min.)	Q	Response	Cal Amt ug/l	OnCol Amt ug/l	Flags
83 Tetrachloroethene	166	7.720	7.720	0.000	97	849121	200.0	200.7	
84 1,3-Dichloropropane	76	7.885	7.885	0.000	94	887639	200.0	195.7	
85 2-Hexanone	43	7.942	7.942	0.000	97	1729377	1000.0	899.9	
86 n-Butyl acetate	43	8.057	8.049	0.008	98	874800	200.0	185.4	
87 Chlorodibromomethane	129	8.123	8.115	0.008	98	788822	200.0	203.8	
88 Ethylene Dibromide	107	8.279	8.271	0.008	99	593780	200.0	192.9	
* 89 Chlorobenzene-d5	117	8.821	8.821	0.000	83	430715	50.0	50.0	
90 Chlorobenzene	112	8.862	8.854	0.008	95	1874679	200.0	195.5	
91 Ethylbenzene	106	8.961	8.961	0.000	98	986761	200.0	190.2	
92 1,1,1,2-Tetrachloroethane	131	8.977	8.977	0.000	94	787003	200.0	204.9	
93 m-Xylene & p-Xylene	106	9.117	9.109	0.008	0	1266551	200.0	192.2	
94 n-Butyl acrylate	73	9.528	9.528	0.000	97	479299	200.0	199.1	
95 o-Xylene	106	9.553	9.553	0.000	94	1238723	200.0	190.5	
96 Styrene	104	9.577	9.577	0.000	94	1988412	200.0	186.9	
97 Amyl acetate (mixed isomer	43	9.758	9.758	0.000	90	1217693	200.0	196.2	
98 Bromoform	173	9.783	9.783	0.000	97	542951	200.0	207.4	
99 Isopropylbenzene	105	9.890	9.890	0.000	96	3283119	200.0	188.9	
$ 100 4-Bromofluorobenzene	174	10.070	10.070	0.000	93	202445	50.0	48.8	
101 Bromobenzene	156	10.185	10.185	0.000	90	918453	200.0	189.5	
102 1,1,2,2-Tetrachloroethane	83	10.226	10.226	0.000	96	716802	200.0	197.1	
103 N-Propylbenzene	91	10.243	10.243	0.000	99	3475910	200.0	189.4	
104 1,2,3-Trichloropropane	110	10.268	10.268	0.000	94	229119	200.0	197.2	
105 trans-1,4-Dichloro-2-buten	53	10.284	10.276	0.008	91	221220	200.0	198.7	
106 2-Chlorotoluene	91	10.333	10.333	0.000	97	2370862	200.0	186.3	
107 4-Ethyltoluene	105	10.341	10.341	0.000	97	2969357	200.0	185.8	
108 1,3,5-Trimethylbenzene	105	10.391	10.391	0.000	94	2827880	200.0	191.9	
109 4-Chlorotoluene	91	10.432	10.432	0.000	97	2278048	200.0	191.3	
110 Butyl Methacrylate	87	10.473	10.465	0.008	94	971109	200.0	204.1	
111 tert-Butylbenzene	119	10.629	10.629	0.000	94	2515026	200.0	202.4	
112 1,2,4-Trimethylbenzene	105	10.678	10.678	0.000	98	2871281	200.0	189.6	
113 sec-Butylbenzene	105	10.785	10.785	0.000	97	3456420	200.0	193.2	
114 4-Isopropyltoluene	119	10.884	10.884	0.000	96	2944437	200.0	184.7	
115 1,3-Dichlorobenzene	146	10.892	10.892	0.000	94	1515165	200.0	175.5	
* 116 1,4-Dichlorobenzene-d4	152	10.941	10.941	0.000	93	276953	50.0	50.0	
117 1,4-Dichlorobenzene	146	10.958	10.958	0.000	94	1608886	200.0	180.4	
132 1,2,3-Trimethylbenzene	105	10.974	10.974	0.000	98	2839660	NC	NC	
118 Benzyl chloride	91	11.056	11.056	0.000	99	1774690	200.0	195.6	
119 2,3-Dihydroindene	117	11.106	11.106	0.000	95	2887269	200.0	182.4	
120 p-Diethylbenzene	119	11.139	11.139	-0.001	94	1745901	200.0	182.6	
121 n-Butylbenzene	92	11.155	11.155	0.000	97	1448917	200.0	191.9	
122 1,2-Dichlorobenzene	146	11.204	11.204	0.000	95	1673588	200.0	182.9	
123 1,2,4,5-Tetramethylbenzene	119	11.615	11.615	0.000	98	3113449	200.0	182.1	
124 1,2-Dibromo-3-Chloropropan	75	11.689	11.689	0.000	94	178968	200.0	200.7	
125 1,3,5-Trichlorobenzene	180	11.779	11.779	0.000	97	1380491	200.0	182.6	
126 1,2,4-Trichlorobenzene	180	12.174	12.182	-0.008	95	1315568	200.0	188.0	
127 Hexachlorobutadiene	225	12.240	12.240	0.000	93	632092	200.0	187.4	
128 Naphthalene	128	12.346	12.355	-0.009	99	2956568	200.0	197.6	
129 1,2,3-Trichlorobenzene	180	12.511	12.519	-0.008	95	1211939	200.0	191.6	
S 130 1,2-Dichloroethene, Total	100				0		400.0	372.2	
S 131 Xylenes, Total	100				0		400.0	382.7	

QC Flag Legend

Processing Flags

NC - Not Calibrated

Review Flags

M - Manually Integrated

a - User Assigned ID

Reagents:

ACROLEIN W_00074	Amount Added:	20.00	Units: uL	
MIX 2 Hi_00068	Amount Added:	20.00	Units: uL	
MIX I Hi_00087	Amount Added:	20.00	Units: uL	
Ethanol mix_00012	Amount Added:	20.00	Units: uL	
GAS Hi_00244	Amount Added:	20.00	Units: uL	
VOA6IS/SURR_00009	Amount Added:	5.00	Units: uL	Run Reagent

Report Date: 12-Mar-2018 00:57:05 Chrom Revision: 2.2 08-Feb-2018 13:38:42

TestAmerica Edison

Data File: \\ChromNA\Edison\ChromData\CVOAMS6\20180309-68530.b\F60574.D

Injection Date: 09-Mar-2018 04:25:30 Instrument ID: CVOAMS6 Operator ID:

Lims ID: STD200 Worklist Smp#: 8

Client ID:

Purge Vol: 5.000 mL Dil. Factor: 1.0000 ALS Bottle#: 7

Method: 8260624W6 Limit Group: VOA - 8260C DKQP Water and Solid

Column: Rtx-624 (0.25 mm)

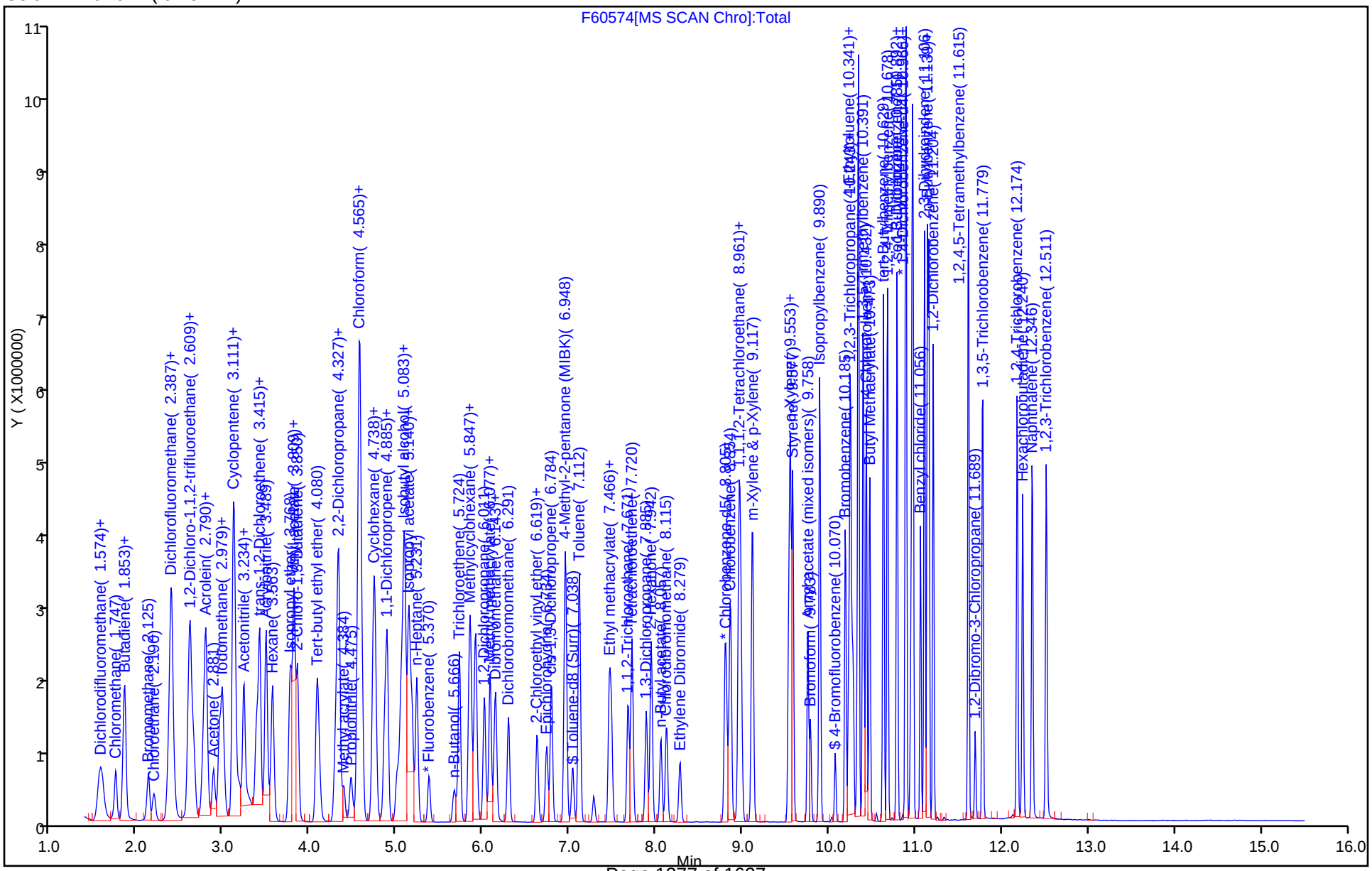

Manual Integration/User Assign Peak Report

TestAmerica Edison

Data File: \\ChromNA\Edison\ChromData\CVOAMS6\20180309-68530.b\F60574.D
Injection Date: 09-Mar-2018 04:25:30 Instrument ID: CVOAMS6
Lims ID: STD200
Client ID:
Operator ID: ALS Bottle#: 7 Worklist Smp#: 8
Purge Vol: 5.000 mL Dil. Factor: 1.0000
Method: 8260624W6 Limit Group: VOA - 8260C DKQP Water and Solid
Column: Rtx-624 (0.25 mm) Detector MS SCAN

25 Acetonitrile, CAS: 75-05-8

Signal: 1

Processing Integration Results

RT: 3.10
Area: 1448749
Amount: 2084.2214
Amount Units: ug/l

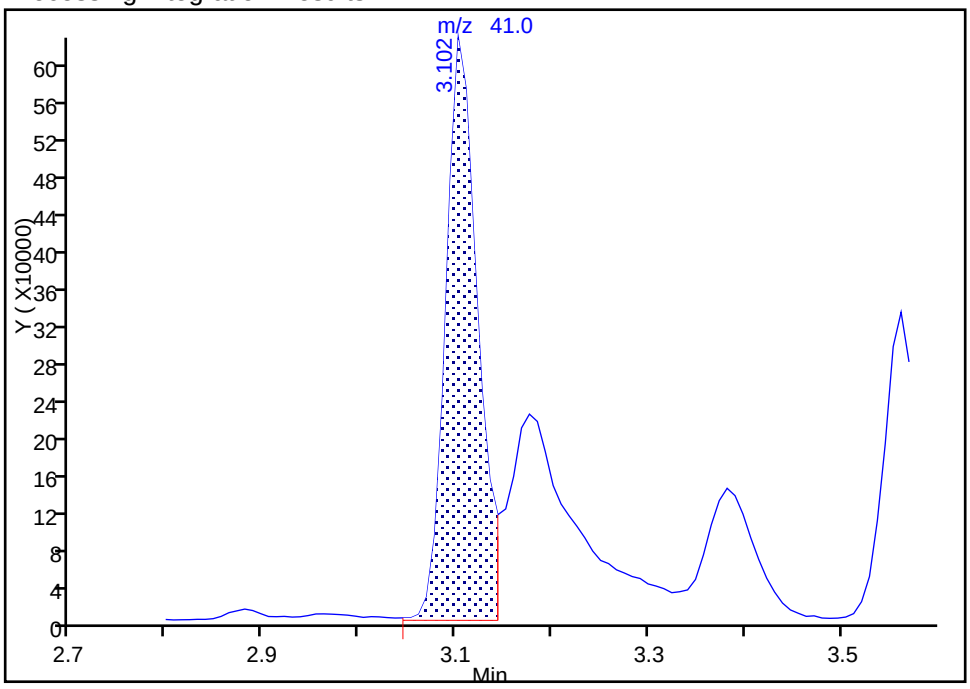

Manual Integration Results

RT: 3.18
Area: 1136051
Amount: 2268.9496
Amount Units: ug/l

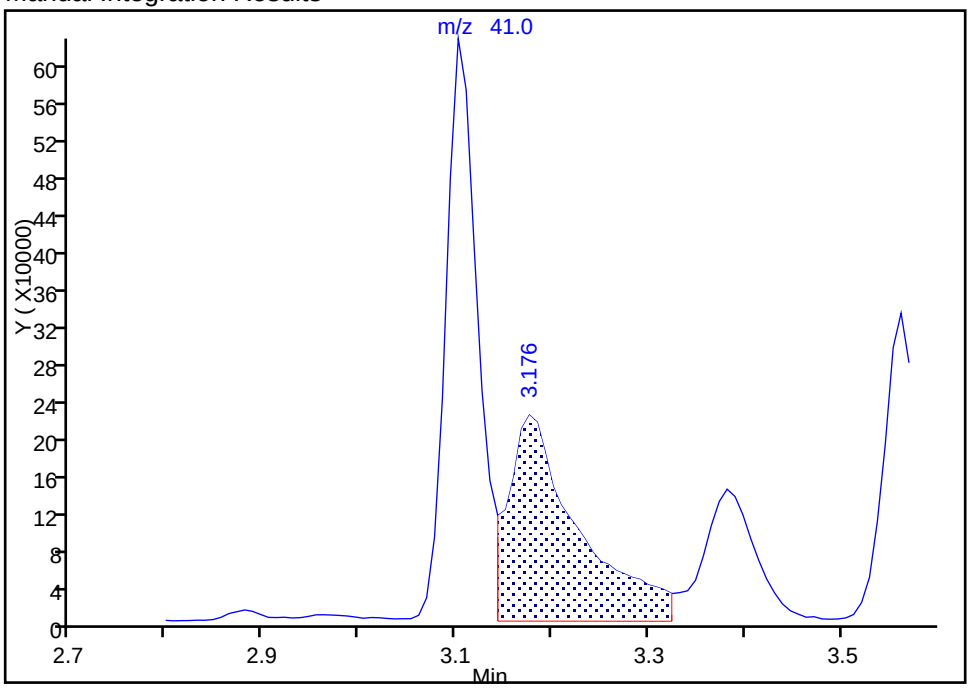

Reviewer: delpolitov, 11-Mar-2018 23:48:16
Audit Action: Assigned Compound ID Audit Reason: Peak assignment corrected

Manual Integration/User Assign Peak Report

TestAmerica Edison

Data File: \\ChromNA\Edison\ChromData\CVOAMS6\20180309-68530.b\F60574.D
Injection Date: 09-Mar-2018 04:25:30 Instrument ID: CVOAMS6
Lims ID: STD200
Client ID:
Operator ID: ALS Bottle#: 7 Worklist Smp#: 8
Purge Vol: 5.000 mL Dil. Factor: 1.0000
Method: 8260624W6 Limit Group: VOA - 8260C DKQP Water and Solid
Column: Rtx-624 (0.25 mm) Detector MS SCAN

* 67 1,4-Dioxane-d8, CAS: 17647-74-4

Signal: 1

Processing Integration Results

RT: 6.06
Area: 31620
Amount: 1000.0000
Amount Units: ug/l

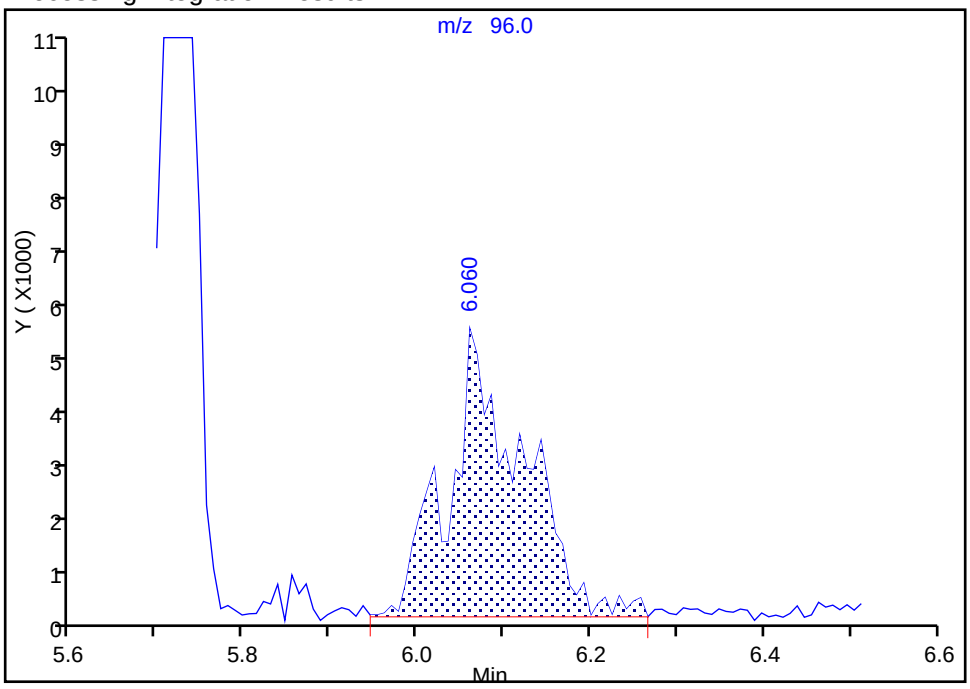

Manual Integration Results

RT: 6.06
Area: 26339
Amount: 1000.0000
Amount Units: ug/l

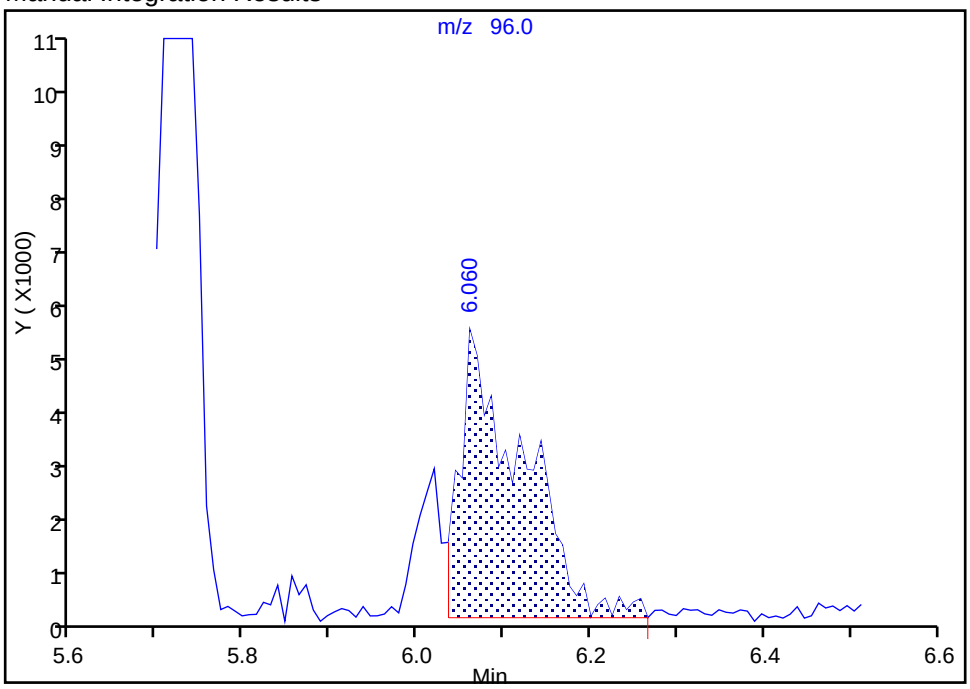

Reviewer: delpolitov, 11-Mar-2018 23:48:57
Audit Action: Split an Integrated Peak Audit Reason: Shouldering

Manual Integration/User Assign Peak Report

TestAmerica Edison

Data File: \\ChromNA\Edison\ChromData\CVOAMS6\20180309-68530.b\F60574.D
Injection Date: 09-Mar-2018 04:25:30 Instrument ID: CVOAMS6
Lims ID: STD200
Client ID:
Operator ID: ALS Bottle#: 7 Worklist Smp#: 8
Purge Vol: 5.000 mL Dil. Factor: 1.0000
Method: 8260624W6 Limit Group: VOA - 8260C DKQP Water and Solid
Column: Rtx-624 (0.25 mm) Detector MS SCAN

69 1,4-Dioxane, CAS: 123-91-1

Signal: 1

Processing Integration Results

RT: 5.91
Area: 62551
Amount: 3597.7928
Amount Units: ug/l

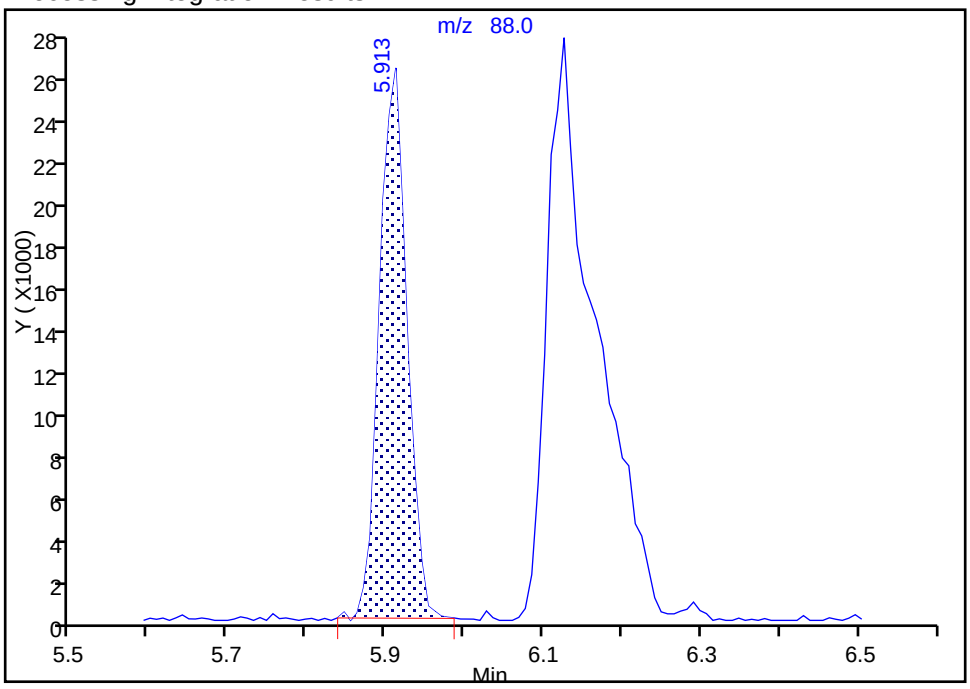

Manual Integration Results

RT: 6.13
Area: 118048
Amount: 3684.8068
Amount Units: ug/l

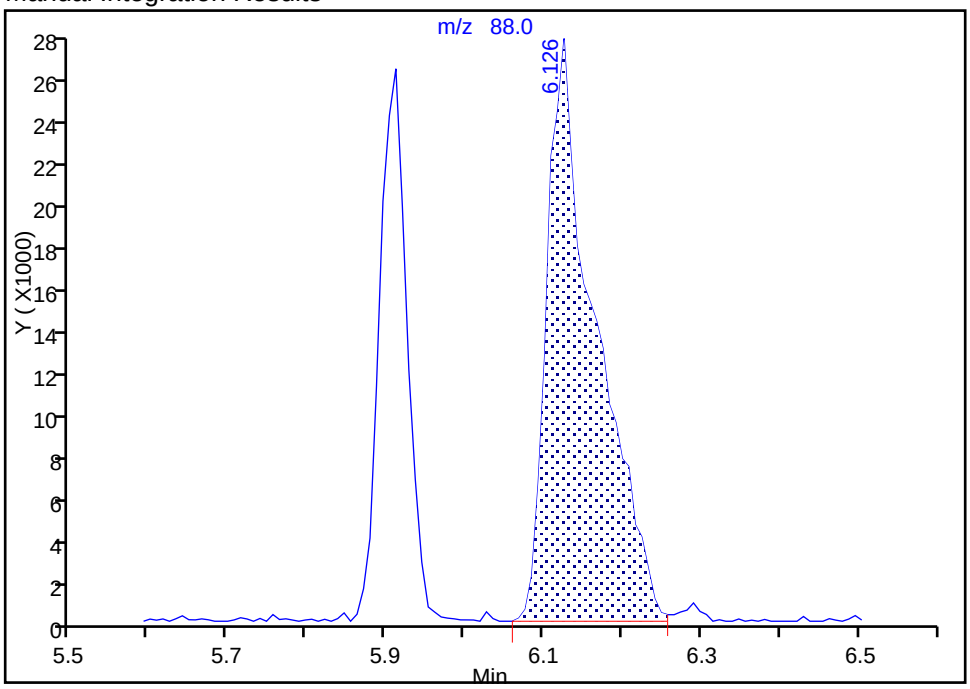

Reviewer: delpolitov, 11-Mar-2018 23:48:32
Audit Action: Assigned Compound ID Audit Reason: Peak assignment corrected

Report Date: 12-Mar-2018 00:57:19 Chrom Revision: 2.2 08-Feb-2018 13:38:42

TestAmerica Edison
Target Compound Quantitation Report

Data File: \\ChromNA\Edison\ChromData\CVOAMS6\20180309-68530.b\F60575.D
Lims ID: STD500
Client ID:
Sample Type: IC Calib Level: 6
Inject. Date: 09-Mar-2018 04:49:30 ALS Bottle#: 8 Worklist Smp#: 9
Purge Vol: 5.000 mL Dil. Factor: 1.0000
Sample Info: STD500
Misc. Info.: 460-0068530-009
Operator ID: Instrument ID: CVOAMS6
Sublist: chrom-8260624W6*sub42

Method: \\ChromNA\Edison\ChromData\CVOAMS6\20180309-68530.b\8260624W6.m
Limit Group: VOA - 8260C DKQP Water and Solid
Last Update: 12-Mar-2018 00:57:15 Calib Date: 09-Mar-2018 04:49:30
Integrator: RTE ID Type: Deconvolution ID
Quant Method: Internal Standard Quant By: Initial Calibration
Last ICal File: \\ChromNA\Edison\ChromData\CVOAMS6\20180309-68530.b\F60575.D

Column 1 : Rtx-624 (0.25 mm) Det: MS SCAN
Process Host: XAWRK007

First Level Reviewer: moroneyc Date: 09-Mar-2018 10:37:35

Compound	Sig	RT (min.)	Exp RT (min.)	Dlt RT (min.)	Q	Response	Cal Amt ug/l	OnCol Amt ug/l	Flags
1 Chlorotrifluoroethene	66	1.558	1.549	0.009	88	448921	500.0	441.9	
2 Dichlorodifluoromethane	85	1.582	1.574	0.008	99	3147680	500.0	498.5	
3 Chloromethane	50	1.747	1.730	0.017	99	2045511	500.0	445.1	
4 Vinyl chloride	62	1.845	1.829	0.016	85	2005295	500.0	443.8	
5 Butadiene	54	1.845	1.837	0.008	95	1777584	500.0	458.5	
6 Bromomethane	94	2.125	2.116	0.009	98	1094694	500.0	381.6	
7 Chloroethane	64	2.190	2.174	0.016	98	872281	500.0	383.7	
8 Dichlorofluoromethane	67	2.371	2.363	0.008	98	2717307	500.0	417.4	
9 Trichlorofluoromethane	101	2.388	2.371	0.017	98	2744284	500.0	437.9	
10 Pentane	72	2.388	2.388	0.000	93	479425	1000.0	870.8	
11 Ethanol	46	2.568	2.568	0.000	68	325902	20000	18371	
12 Ethyl ether	59	2.577	2.576	0.001	95	1338748	500.0	405.7	
13 2-Methyl-1,3-butadiene	53	2.601	2.601	0.000	98	1512368	500.0	406.9	
14 1,2-Dichloro-1,1,2-trifluo	117	2.634	2.634	0.000	90	1749547	500.0	432.0	
15 Acrolein	56	2.749	2.749	0.000	95	203541	400.0	390.4	
16 1,1,2-Trichloro-1,2,2-trif	101	2.766	2.774	-0.008	95	2024563	500.0	428.9	
17 1,1-Dichloroethene	96	2.790	2.790	0.000	99	1774851	500.0	421.2	
18 Acetone	43	2.872	2.872	0.000	86	3101329	2500.0	2947.0	
19 Iodomethane	142	2.946	2.938	0.008	100	3618548	500.0	422.3	
20 Isopropyl alcohol	45	2.963	2.954	0.009	29	916550	5000.0	4656.0	
21 Carbon disulfide	76	2.979	2.979	0.000	100	5920700	500.0	440.2	
22 3-Chloro-1-propene	41	3.094	3.094	0.000	94	3211210	500.0	419.4	
24 Methyl acetate	43	3.111	3.102	0.009	98	5205375	2500.0	2101.2	
23 Cyclopentene	67	3.119	3.119	0.000	92	3744261	500.0	410.0	
25 Acetonitrile	41	3.176	3.168	0.008	95	2619099	5000.0	5250.5	a
* 26 TBA-d9 (IS)	65	3.218	3.217	0.001	0	280925	1000.0	1000.0	
27 Methylene Chloride	84	3.226	3.226	0.000	92	1903116	500.0	430.3	
28 2-Methyl-2-propanol	59	3.283	3.275	0.008	93	1736699	5000.0	4883.2	
29 Methyl tert-butyl ether	73	3.374	3.382	-0.008	96	5019079	500.0	444.8	
30 trans-1,2-Dichloroethene	96	3.415	3.406	0.009	94	1774315	500.0	418.0	

Compound	Sig	RT (min.)	Exp RT (min.)	Dlt RT (min.)	Q	Response	Cal Amt ug/l	OnCol Amt ug/l	Flags
31 Acrylonitrile	53	3.480	3.480	0.000	92	5355274	5000.0	4309.5	
32 Hexane	43	3.554	3.554	0.000	91	1461400	500.0	448.8	
33 Isopropyl ether	45	3.768	3.760	0.008	91	5107191	500.0	417.3	
34 1,1-Dichloroethane	63	3.801	3.801	0.000	99	2748508	500.0	405.5	
35 Vinyl acetate	86	3.809	3.809	0.000	99	643139	1000.0	861.4	
36 2-Chloro-1,3-butadiene	88	3.850	3.842	0.008	94	1569398	500.0	430.0	
37 Tert-butyl ethyl ether	59	4.080	4.072	0.008	90	5051024	500.0	422.6	
* 38 2-Butanone-d5	46	4.278	4.277	0.001	0	271492	250.0	250.0	
39 2,2-Dichloropropane	97	4.310	4.302	0.008	95	608913	500.0	406.4	
40 cis-1,2-Dichloroethene	96	4.319	4.318	0.001	95	1729622	500.0	391.8	
42 Ethyl acetate	70	4.335	4.327	0.008	95	309993	1000.0	854.3	
41 2-Butanone (MEK)	72	4.335	4.327	0.008	96	820112	2500.0	2298.7	
43 Methyl acrylate	55	4.384	4.384	0.000	99	1340482	500.0	514.6	
44 Propionitrile	54	4.475	4.466	0.009	97	2083295	5000.0	4951.8	
46 Tetrahydrofuran	72	4.540	4.540	0.000	90	345546	1000.0	872.6	
45 Chlorobromomethane	128	4.549	4.540	0.009	85	908479	500.0	383.6	
47 Methacrylonitrile	67	4.573	4.557	0.016	91	4766626	5000.0	3942.9	
48 Chloroform	83	4.598	4.590	0.008	98	2703339	500.0	393.5	
49 Cyclohexane	84	4.729	4.729	0.000	91	2454521	500.0	413.7	
50 1,1,1-Trichloroethane	97	4.746	4.738	0.008	98	2805843	500.0	421.3	
$ 51 Dibromofluoromethane (Surr	113	4.754	4.746	0.008	96	146058	50.0	42.6	
52 Carbon tetrachloride	117	4.861	4.861	0.000	97	2777261	500.0	434.4	
53 1,1-Dichloropropene	75	4.886	4.885	0.001	92	2168939	500.0	437.9	
54 Isobutyl alcohol	43	5.009	5.000	0.009	1	1251196	12500	10510	
55 Benzene	78	5.083	5.083	0.000	98	5577113	500.0	444.8	
$ 56 1,2-Dichloroethane-d4 (Sur	65	5.099	5.099	0.000	0	173394	50.0	47.6	M
57 Isopropyl acetate	43	5.132	5.132	0.000	96	4598410	500.0	444.7	
58 Tert-amyl methyl ether	73	5.140	5.140	0.000	92	5378498	500.0	435.2	
59 1,2-Dichloroethane	62	5.181	5.173	0.008	97	2276846	500.0	452.2	
60 n-Heptane	57	5.231	5.222	0.009	90	1109565	500.0	440.8	
* 61 Fluorobenzene	96	5.370	5.370	0.000	98	591474	50.0	50.0	
62 n-Butanol	56	5.666	5.658	0.008	91	1024252	12500	12144	
63 Trichloroethene	95	5.724	5.715	0.009	96	1730888	500.0	434.7	
65 Ethyl acrylate	55	5.839	5.839	0.000	99	3751387	500.0	440.9	
64 Methylcyclohexane	83	5.847	5.847	0.000	88	2786797	500.0	408.5	
66 1,2-Dichloropropane	63	6.011	6.003	0.008	85	1536456	500.0	444.2	
* 67 1,4-Dioxane-d8	96	6.143	6.060	0.083	0	30495	1000.0	1000.0	M
68 Methyl methacrylate	100	6.077	6.077	0.000	90	853915	1000.0	927.4	
69 1,4-Dioxane	88	6.126	6.118	0.008	28	288808	10000	7786.4	
70 n-Propyl acetate	43	6.135	6.126	0.009	98	1932945	500.0	487.9	
71 Dibromomethane	93	6.143	6.134	0.009	93	1067119	500.0	462.2	
72 Dichlorobromomethane	83	6.291	6.282	0.009	98	2333800	500.0	487.4	
74 2-Chloroethyl vinyl ether	63	6.619	6.619	0.000	94	799042	500.0	485.0	
73 2-Nitropropane	41	6.628	6.619	0.009	96	946287	1000.0	999.6	
75 Epichlorohydrin	57	6.734	6.726	0.008	99	2576360	10000	10004	
76 cis-1,3-Dichloropropene	75	6.792	6.784	0.008	96	2661204	500.0	525.6	
77 4-Methyl-2-pentanone (MIBK	43	6.948	6.948	0.000	95	6351040	2500.0	2171.4	
$ 78 Toluene-d8 (Surr)	98	7.038	7.030	0.008	99	580815	50.0	55.2	
79 Toluene	91	7.112	7.104	0.008	94	6381393	500.0	465.8	
80 trans-1,3-Dichloropropene	75	7.457	7.457	0.000	98	2313312	500.0	504.0	
81 Ethyl methacrylate	69	7.482	7.482	0.000	89	1805914	500.0	488.3	
82 1,1,2-Trichloroethane	83	7.679	7.671	0.008	93	1138971	500.0	462.2	

Compound	Sig	RT (min.)	Exp RT (min.)	Dlt RT (min.)	Q	Response	Cal Amt ug/l	OnCol Amt ug/l	Flags
83 Tetrachloroethene	166	7.720	7.720	0.000	96	2010261	500.0	471.8	
84 1,3-Dichloropropane	76	7.885	7.885	0.000	94	2244504	500.0	491.5	
85 2-Hexanone	43	7.942	7.942	0.000	96	4183652	2500.0	2198.9	
86 n-Butyl acetate	43	8.057	8.049	0.008	98	2153960	500.0	453.3	
87 Chlorodibromomethane	129	8.123	8.115	0.008	98	1961640	500.0	503.2	
88 Ethylene Dibromide	107	8.279	8.271	0.008	99	1462072	500.0	471.6	
* 89 Chlorobenzene-d5	117	8.821	8.821	0.000	86	433731	50.0	50.0	
90 Chlorobenzene	112	8.863	8.854	0.009	94	4497406	500.0	465.7	
91 Ethylbenzene	106	8.961	8.961	0.000	98	2304191	500.0	441.0	
92 1,1,1,2-Tetrachloroethane	131	8.978	8.977	0.001	94	1830950	500.0	473.5	
93 m-Xylene & p-Xylene	106	9.117	9.109	0.008	0	2975034	500.0	448.3	
94 n-Butyl acrylate	73	9.528	9.528	0.000	97	1056246	500.0	435.8	
95 o-Xylene	106	9.553	9.553	0.000	95	2758614	500.0	421.3	
96 Styrene	104	9.586	9.577	0.009	94	4480586	500.0	418.3	
97 Amyl acetate (mixed isomer	43	9.758	9.758	0.000	91	2762995	500.0	457.3	
98 Bromoform	173	9.783	9.783	0.000	96	1266107	500.0	480.3	
99 Isopropylbenzene	105	9.890	9.890	0.000	97	6976880	500.0	398.7	
$ 100 4-Bromofluorobenzene	174	10.070	10.070	0.000	94	214382	50.0	51.3	
101 Bromobenzene	156	10.194	10.185	0.009	91	2026200	500.0	429.4	
102 1,1,2,2-Tetrachloroethane	83	10.227	10.226	0.001	96	1652542	500.0	466.8	
103 N-Propylbenzene	91	10.251	10.243	0.008	98	7067666	500.0	395.7	
104 1,2,3-Trichloropropane	110	10.268	10.268	0.000	95	533741	500.0	471.9	
105 trans-1,4-Dichloro-2-buten	53	10.284	10.276	0.008	84	539070	500.0	497.5	
106 2-Chlorotoluene	91	10.342	10.333	0.009	97	4981791	500.0	402.1	
107 4-Ethyltoluene	105	10.342	10.341	0.001	97	6049886	500.0	389.0	
108 1,3,5-Trimethylbenzene	105	10.399	10.391	0.008	94	5953328	500.0	415.1	
109 4-Chlorotoluene	91	10.432	10.432	0.000	97	5041474	500.0	435.0	
110 Butyl Methacrylate	87	10.473	10.465	0.008	95	2187495	500.0	472.4	
111 tert-Butylbenzene	119	10.629	10.629	0.000	93	5367030	500.0	443.7	
112 1,2,4-Trimethylbenzene	105	10.678	10.678	0.000	97	5889179	500.0	399.5	
113 sec-Butylbenzene	105	10.785	10.785	0.000	95	7025208	500.0	403.5	
114 4-Isopropyltoluene	119	10.884	10.884	0.000	95	5777030	500.0	372.3	
115 1,3-Dichlorobenzene	146	10.892	10.892	0.000	93	3081073	500.0	366.8	
* 116 1,4-Dichlorobenzene-d4	152	10.941	10.941	0.000	95	269553	50.0	50.0	
117 1,4-Dichlorobenzene	146	10.958	10.958	0.000	92	3404655	500.0	392.3	
132 1,2,3-Trimethylbenzene	105	10.974	10.974	0.000	97	5704090	NC	NC	
118 Benzyl chloride	91	11.056	11.056	0.000	98	3991879	500.0	452.1	
119 2,3-Dihydroindene	117	11.106	11.106	0.000	95	5999322	500.0	389.5	
120 p-Diethylbenzene	119	11.139	11.139	0.000	93	3681959	500.0	395.7	
121 n-Butylbenzene	92	11.155	11.155	0.000	99	3098417	500.0	421.6	
122 1,2-Dichlorobenzene	146	11.204	11.204	0.000	96	3624996	500.0	406.9	
123 1,2,4,5-Tetramethylbenzene	119	11.615	11.615	0.000	98	6036602	500.0	362.8	
124 1,2-Dibromo-3-Chloropropan	75	11.689	11.689	0.000	95	432017	500.0	499.9	
125 1,3,5-Trichlorobenzene	180	11.780	11.779	0.001	97	2791965	500.0	379.5	
126 1,2,4-Trichlorobenzene	180	12.182	12.182	0.000	95	2766183	500.0	406.2	
127 Hexachlorobutadiene	225	12.240	12.240	0.000	92	1361875	500.0	414.8	
128 Naphthalene	128	12.355	12.355	0.000	98	6434976	500.0	441.9	
129 1,2,3-Trichlorobenzene	180	12.519	12.519	0.000	94	2624924	500.0	426.4	
S 130 1,2-Dichloroethene, Total	100				0		1000.0	809.8	
S 131 Xylenes, Total	100				0		1000.0	869.5	

QC Flag Legend

Processing Flags

NC - Not Calibrated

Review Flags

M - Manually Integrated

a - User Assigned ID

Reagents:

ACROLEIN W_00074	Amount Added:	40.00	Units: uL	
MIX 2 Hi_00068	Amount Added:	50.00	Units: uL	
MIX I Hi_00087	Amount Added:	50.00	Units: uL	
Ethanol mix_00012	Amount Added:	50.00	Units: uL	
GAS Hi_00244	Amount Added:	50.00	Units: uL	
VOA6IS/SURR_00009	Amount Added:	5.00	Units: uL	Run Reagent

Report Date: 12-Mar-2018 00:57:19 Chrom Revision: 2.2 08-Feb-2018 13:38:42

TestAmerica Edison

Data File: \\ChromNA\Edison\ChromData\CVOAMS6\20180309-68530.b\F60575.D

Injection Date: 09-Mar-2018 04:49:30 Instrument ID: CVOAMS6 Operator ID:

Lims ID: STD500 Worklist Smp#: 9

Client ID:

Purge Vol: 5.000 mL Dil. Factor: 1.0000 ALS Bottle#: 8

Method: 8260624W6 Limit Group: VOA - 8260C DKQP Water and Solid

Column: Rtx-624 (0.25 mm)

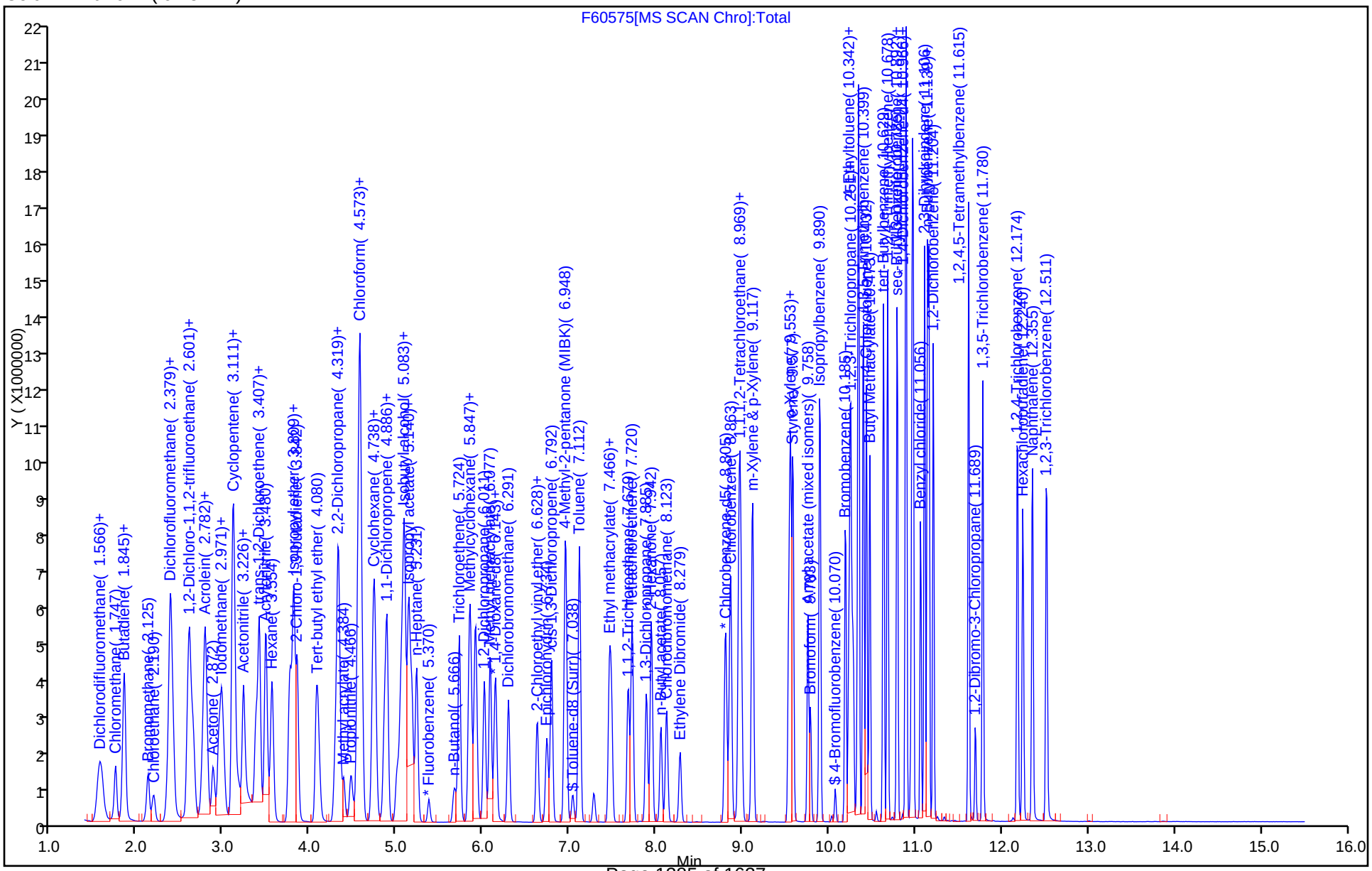

Manual Integration/User Assign Peak Report

TestAmerica Edison

Data File:	\\ChromNA\Edison\ChromData\CVOAMS6\20180309-68530.b\F60575.D		
Injection Date:	09-Mar-2018 04:49:30	Instrument ID:	CVOAMS6
Lims ID:	STD500		
Client ID:			
Operator ID:		ALS Bottle#:	8 Worklist Smp#: 9
Purge Vol:	5.000 mL	Dil. Factor:	1.0000
Method:	8260624W6	Limit Group:	VOA - 8260C DKQP Water and Solid
Column:	Rtx-624 (0.25 mm)	Detector	MS SCAN

25 Acetonitrile, CAS: 75-05-8

Signal: 1

Processing Integration Results

RT: 3.09
Area: 3206906
Amount: 4998.1270
Amount Units: ug/l

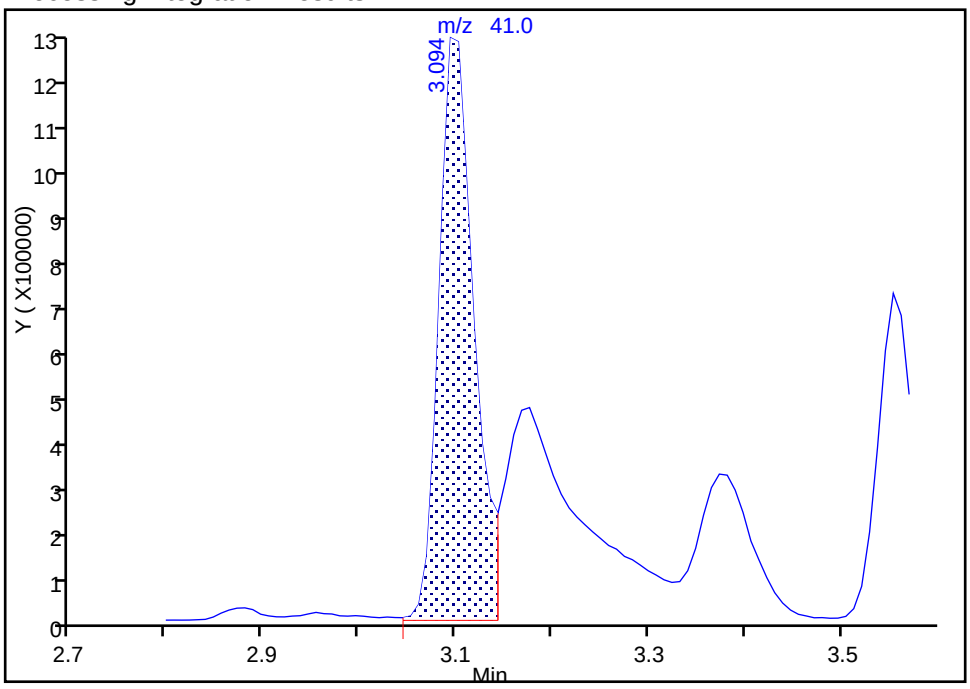

Manual Integration Results

RT: 3.18
Area: 2619099
Amount: 5250.4818
Amount Units: ug/l

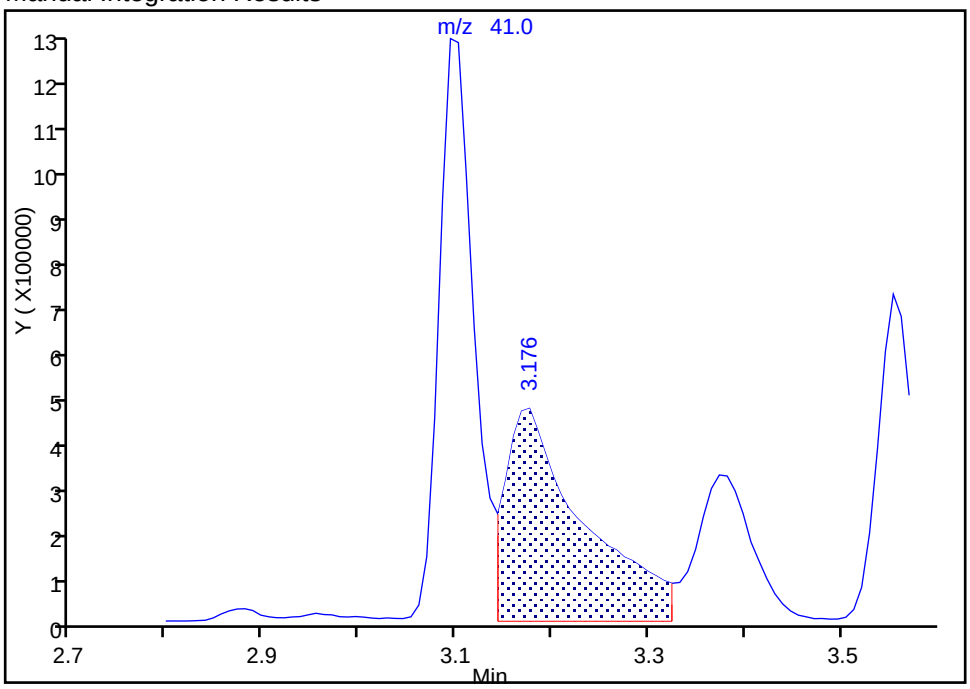

Reviewer: delpolitov, 11-Mar-2018 23:49:27

Audit Action: Assigned Compound ID Audit Reason: Peak assignment corrected

Manual Integration/User Assign Peak Report

TestAmerica Edison

Data File: \\ChromNA\Edison\ChromData\CVOAMS6\20180309-68530.b\F60575.D
Injection Date: 09-Mar-2018 04:49:30 Instrument ID: CVOAMS6
Lims ID: STD500
Client ID:
Operator ID: ALS Bottle#: 8 Worklist Smp#: 9
Purge Vol: 5.000 mL Dil. Factor: 1.0000
Method: 8260624W6 Limit Group: VOA - 8260C DKQP Water and Solid
Column: Rtx-624 (0.25 mm) Detector MS SCAN

$ 56 1,2-Dichloroethane-d4 (Surr), CAS: 17060-07-0

Signal: 1

Processing Integration Results

RT: 5.10
Area: 189345
Amount: 51.283647
Amount Units: ug/l

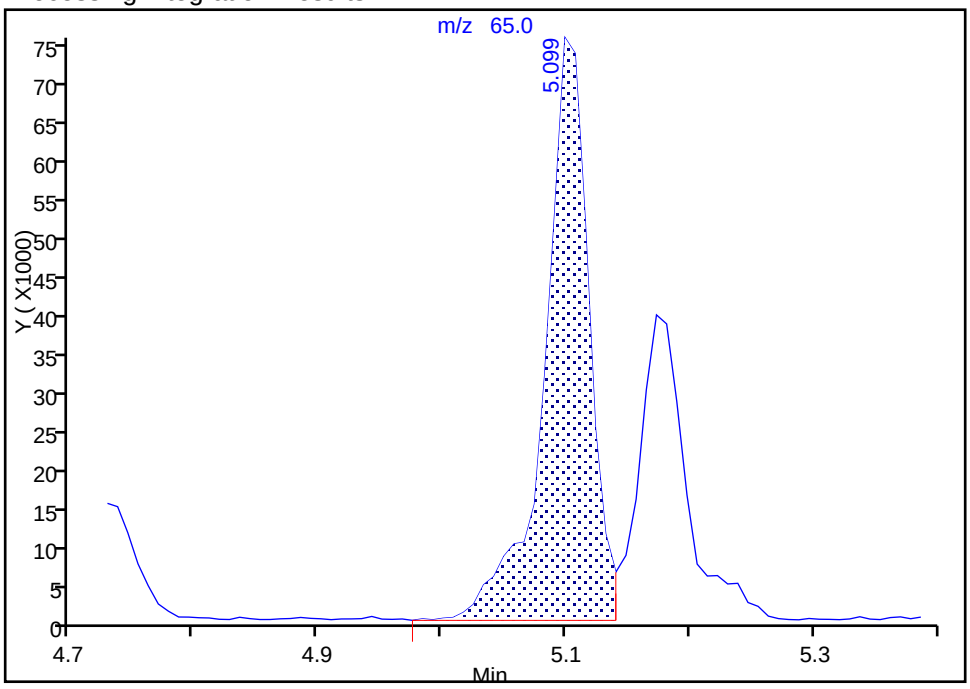

Manual Integration Results

RT: 5.10
Area: 173394
Amount: 47.550302
Amount Units: ug/l

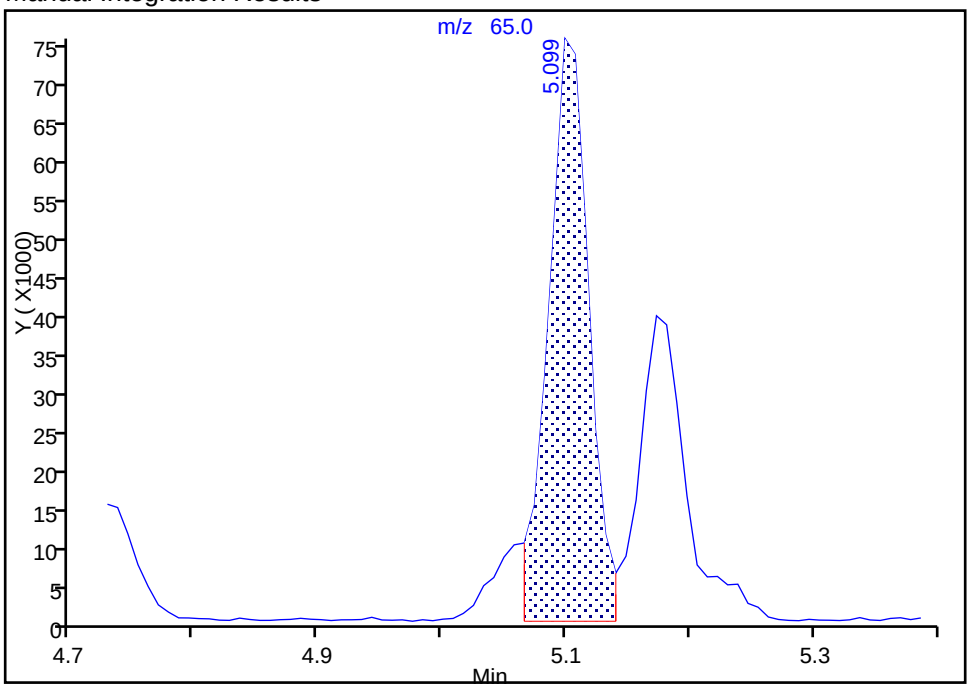

Reviewer: delpolitov, 11-Mar-2018 23:50:00
Audit Action: Split an Integrated Peak Audit Reason: Shouldering

Manual Integration/User Assign Peak Report

TestAmerica Edison

Data File: \\ChromNA\Edison\ChromData\CVOAMS6\20180309-68530.b\F60575.D
Injection Date: 09-Mar-2018 04:49:30 Instrument ID: CVOAMS6
Lims ID: STD500
Client ID:
Operator ID: ALS Bottle#: 8 Worklist Smp#: 9
Purge Vol: 5.000 mL Dil. Factor: 1.0000
Method: 8260624W6 Limit Group: VOA - 8260C DKQP Water and Solid
Column: Rtx-624 (0.25 mm) Detector MS SCAN

* 67 1,4-Dioxane-d8, CAS: 17647-74-4

Signal: 1

Processing Integration Results

RT: 6.01
Area: 22586
Amount: 1000.0000
Amount Units: ug/l

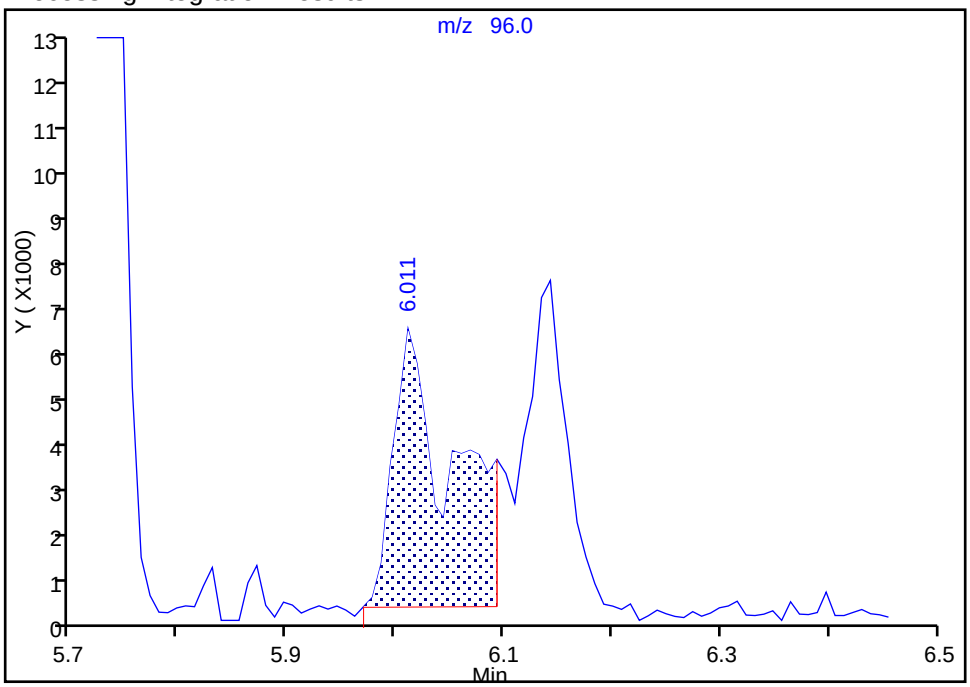

Manual Integration Results

RT: 6.14
Area: 30495
Amount: 1000.0000
Amount Units: ug/l

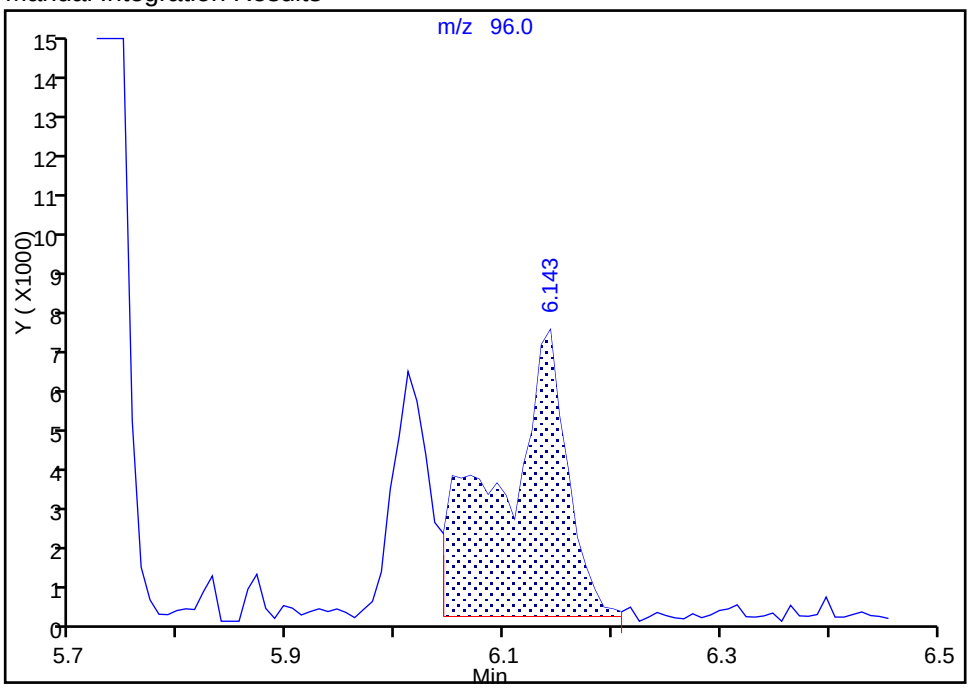

Reviewer: delpolitov, 11-Mar-2018 23:50:28
Audit Action: Manually Integrated Audit Reason: Incomplete Integration

FORM VII
GC/MS VOA CONTINUING CALIBRATION DATA

Lab Name: TestAmerica Edison Job No.: 460-151079-1

SDG No.:

Lab Sample ID: CCVIS 460-501928/3 Calibration Date: 03/07/2018 09:37

Instrument ID: CVOAMS5 Calib Start Date: 03/06/2018 05:27

GC Column: Rtx-VMS ID: 0.18(mm) Calib End Date: 03/06/2018 08:33

Lab File ID: E82022.D Conc. Units: ug/L Heated Purge: (Y/N) N

ANALYTE	CURVE TYPE	AVE RRF	RRF	MIN RRF	CALC AMOUNT	SPIKE AMOUNT	%D	MAX %D
Chlorotrifluoroethene	Ave	2.839	2.585		18.2	20.0	-8.9	20.0
Dichlorodifluoromethane	Ave	0.4152	0.4312	0.1000	20.8	20.0	3.9	20.0
Chloromethane	Ave	0.5112	0.5103	0.1000	20.0	20.0	-0.2	20.0
Vinyl chloride	Ave	0.4315	0.4429	0.1000	20.5	20.0	2.6	20.0
Butadiene	Ave	0.3493	0.3565		20.4	20.0	2.1	20.0
Bromomethane	Ave	27.71	28.01	0.1000	20.2	20.0	1.1	20.0
Chloroethane	Qua2		0.2365	0.1000	17.9	20.0	-10.6	20.0
Pentane	Ave	1.166	1.134		38.9	40.0	-2.7	20.0
Trichlorofluoromethane	Ave	0.6195	0.7467	0.1000	24.1	20.0	20.5*	20.0
Dichlorofluoromethane	Ave	0.6170	0.6858		22.2	20.0	11.1	20.0
2-Methyl-1,3-butadiene	Ave	0.4710	0.4961		21.1	20.0	5.3	20.0
Ethyl ether	Ave	0.2590	0.2737		21.1	20.0	5.7	20.0
1,1-Dichloroethene	Ave	0.4044	0.4006	0.1000	19.8	20.0	-0.9	20.0
1,2-Dichloro-1,1,2-trifluoro ethane	Ave	0.4253	0.4535		21.3	20.0	6.6	20.0
Carbon disulfide	Qua2		1.002	0.1000	16.5	20.0	-17.4	20.0
Ethanol	QuaF		0.1394		969	800	21.2*	20.0
Freon TF	Ave	0.4048	0.4083	0.1000	20.2	20.0	0.9	20.0
Iodomethane	QuaF		0.3882		13.1	20.0	-34.5*	20.0
Cyclopentene	Ave	0.8433	0.8559		20.3	20.0	1.5	20.0
Acrolein	Qua2		3.564		46.5	40.0	16.3	20.0
3-Chloro-1-propene	Ave	0.2168	0.2091		19.3	20.0	-3.5	20.0
Isopropyl alcohol	Qua2		1.160		201	200	0.7	20.0
Methylene Chloride	Qua2		0.4203	0.1000	20.8	20.0	3.8	20.0
Acetone	Ave	0.2984	0.2545	0.0500	85.3	100	-14.7	20.0
trans-1,2-Dichloroethene	Ave	0.3196	0.2951	0.1000	18.5	20.0	-7.7	20.0
Methyl acetate	Ave	2.996	3.001	0.1000	100	100	0.2	20.0
Hexane	Ave	6.167	5.592		18.1	20.0	-9.3	20.0
MTBE	Ave	0.5795	0.5403	0.1000	18.6	20.0	-6.8	20.0
2-Methyl-2-propanol	Ave	1.129	1.055		187	200	-6.6	20.0
Acetonitrile	Ave	2.236	2.345		210	200	4.9	20.0
Isopropyl ether	Ave	0.7509	0.7145		19.0	20.0	-4.9	20.0
2-Chloro-1,3-butadiene	Ave	0.2581	0.2324		18.0	20.0	-10.0	20.0
1,1-Dichloroethane	Ave	0.4973	0.4970	0.2000	20.0	20.0	-0.0	20.0
Acrylonitrile	Ave	0.0628	0.0624		199	200	-0.6	20.0
Tert-butyl ethyl ether	Ave	0.6329	0.5796		18.3	20.0	-8.4	20.0
Vinyl acetate	Qua2		0.6459		43.0	40.0	7.6	20.0
cis-1,2-Dichloroethene	Ave	0.3230	0.3001	0.1000	18.6	20.0	-7.1	20.0
2,2-Dichloropropane	Ave	0.3400	0.3307		19.5	20.0	-2.7	20.0
Cyclohexane	Ave	0.4038	0.3768	0.1000	18.7	20.0	-6.7	20.0
Bromochloromethane	Ave	0.1573	0.1466		18.6	20.0	-6.8	20.0

FORM VII
GC/MS VOA CONTINUING CALIBRATION DATA

Lab Name: TestAmerica Edison Job No.: 460-151079-1

SDG No.:

Lab Sample ID: CCVIS 460-501928/3 Calibration Date: 03/07/2018 09:37

Instrument ID: CVOAMS5 Calib Start Date: 03/06/2018 05:27

GC Column: Rtx-VMS ID: 0.18(mm) Calib End Date: 03/06/2018 08:33

Lab File ID: E82022.D Conc. Units: ug/L Heated Purge: (Y/N) N

ANALYTE	CURVE TYPE	AVE RRF	RRF	MIN RRF	CALC AMOUNT	SPIKE AMOUNT	%D	MAX %D
Chloroform	Ave	0.4958	0.4919	0.2000	19.8	20.0	-0.8	20.0
Carbon tetrachloride	Ave	0.3755	0.3361	0.1000	17.9	20.0	-10.5	20.0
Ethyl acetate	Ave	0.3475	0.3210		36.9	40.0	-7.6	20.0
Methyl acrylate	Ave	0.1389	0.1275		18.4	20.0	-8.2	20.0
Tetrahydrofuran	Ave	1.123	1.015		36.1	40.0	-9.7	20.0
1,1,1-Trichloroethane	Ave	0.4403	0.4213	0.1000	19.1	20.0	-4.3	20.0
1,1-Dichloropropene	Ave	0.3975	0.3723		18.7	20.0	-6.3	20.0
2-Butanone	Ave	0.4010	0.3482	0.0500	86.8	100	-13.2	20.0
Isooctane	Ave	0.4307	0.4067		18.9	20.0	-5.6	20.0
n-Heptane	Ave	0.1087	0.1012		18.6	20.0	-6.8	20.0
Benzene	Ave	1.334	1.356	0.5000	20.3	20.0	1.6	20.0
Propionitrile	Ave	2.418	2.469		204	200	2.1	20.0
Methacrylonitrile	Ave	0.0774	0.0772		199	200	-0.3	20.0
Tert-amyl methyl ether	Ave	0.5780	0.5113		17.7	20.0	-11.5	20.0
1,2-Dichloroethane	Ave	0.3385	0.3343	0.1000	19.8	20.0	-1.2	20.0
Isobutyl alcohol	Ave	0.5203	0.4414		424	500	-15.2	20.0
Isopropyl acetate	Ave	0.2826	0.2525		17.9	20.0	-10.7	20.0
Methylcyclohexane	Ave	0.3829	0.3454	0.1000	18.0	20.0	-9.8	20.0
Trichloroethene	Ave	0.3282	0.2971	0.2000	18.1	20.0	-9.5	20.0
n-Butanol	Qua2		0.2684		464	500	-7.3	20.0
Dibromomethane	Ave	0.1551	0.1480		19.1	20.0	-4.6	20.0
1,2-Dichloropropane	Ave	0.2645	0.2560	0.1000	19.4	20.0	-3.2	20.0
Ethyl acrylate	Qua2		0.1631		19.2	20.0	-4.2	20.0
Bromodichloromethane	Ave	0.3370	0.3097	0.2000	18.4	20.0	-8.1	20.0
Methyl methacrylate	Qua2		0.0422		37.3	40.0	-6.7	20.0
1,4-Dioxane	Qua2		1.307		434	400	8.6	20.0
n-Propyl acetate	Ave	0.2011	0.1769		17.6	20.0	-12.0	20.0
2-Chloroethyl vinyl ether	Qua2		0.0983		18.7	20.0	-6.4	20.0
cis-1,3-Dichloropropene	Ave	0.4384	0.4238	0.2000	19.3	20.0	-3.3	20.0
Toluene	Ave	1.470	1.459	0.4000	19.8	20.0	-0.8	20.0
Epichlorohydrin	Ave	0.2004	0.1687		337	400	-15.8	20.0
2-Nitropropane	Qua2		3.344		39.6	40.0	-1.0	20.0
Tetrachloroethene	Ave	0.3857	0.3489	0.2000	18.1	20.0	-9.6	20.0
4-Methyl-2-pentanone	Ave	2.460	2.341	0.0500	95.2	100	-4.8	20.0
trans-1,3-Dichloropropene	Ave	0.3840	0.3646	0.1000	19.0	20.0	-5.1	20.0
1,1,2-Trichloroethane	Ave	0.2064	0.2051	0.1000	19.9	20.0	-0.6	20.0
Ethyl methacrylate	Qua2		0.2012		18.5	20.0	-7.7	20.0
Dibromochloromethane	Ave	0.2631	0.2331	0.1000	17.7	20.0	-11.4	20.0
1,3-Dichloropropane	Ave	0.4196	0.4280		20.4	20.0	2.0	20.0
1,2-Dibromoethane	Ave	0.2346	0.2225	0.1000	19.0	20.0	-5.2	20.0
n-Butyl acetate	QuaF		0.1957		13.7	20.0	-31.5*	20.0

FORM VII
GC/MS VOA CONTINUING CALIBRATION DATA

Lab Name: TestAmerica Edison Job No.: 460-151079-1

SDG No.:

Lab Sample ID: CCVIS 460-501928/3 Calibration Date: 03/07/2018 09:37

Instrument ID: CVOAMS5 Calib Start Date: 03/06/2018 05:27

GC Column: Rtx-VMS ID: 0.18(mm) Calib End Date: 03/06/2018 08:33

Lab File ID: E82022.D Conc. Units: ug/L Heated Purge: (Y/N) N

ANALYTE	CURVE TYPE	AVE RRF	RRF	MIN RRF	CALC AMOUNT	SPIKE AMOUNT	%D	MAX %D
2-Hexanone	Qua2		1.504	0.0500	94.6	100	-5.4	20.0
Chlorobenzene	Ave	1.052	1.027	0.5000	19.5	20.0	-2.4	20.0
Ethylbenzene	Ave	0.5456	0.5214	0.1000	19.1	20.0	-4.4	20.0
1,1,1,2-Tetrachloroethane	Ave	0.3327	0.2964		17.8	20.0	-10.9	20.0
m&p-Xylene	Ave	0.6081	0.5872	0.1000	19.3	20.0	-3.4	20.0
o-Xylene	Ave	0.5733	0.5335	0.3000	18.6	20.0	-6.9	20.0
Bromoform	Ave	0.2396	0.1831	0.1000	15.3	20.0	-23.6*	20.0
Styrene	Qua2		0.9340	0.3000	19.7	20.0	-1.4	20.0
n-Butyl acrylate	QuaF		0.1006		12.4	20.0	-38.2*	20.0
Isopropylbenzene	Ave	1.445	1.473	0.1000	20.4	20.0	1.9	20.0
Amyl acetate (mixed isomers)	QuaF		0.4160		13.4	20.0	-33.2*	20.0
Bromobenzene	Ave	0.7405	0.6745		18.2	20.0	-8.9	20.0
N-Propylbenzene	Ave	2.834	2.838		20.0	20.0	0.1	20.0
1,1,2,2-Tetrachloroethane	Ave	0.4607	0.4615	0.3000	20.0	20.0	0.2	20.0
2-Chlorotoluene	Ave	2.164	2.126		19.7	20.0	-1.7	20.0
4-Ethyltoluene	Ave	2.590	2.588		20.0	20.0	-0.0	20.0
1,2,3-Trichloropropane	Ave	0.1467	0.1560		21.3	20.0	6.4	20.0
1,3,5-Trimethylbenzene	Ave	2.016	2.019		20.0	20.0	0.2	20.0
trans-1,4-Dichloro-2-butene	Ave	0.1146	0.1127		19.7	20.0	-1.7	20.0
4-Chlorotoluene	Ave	1.906	1.890		19.8	20.0	-0.9	20.0
tert-Butylbenzene	Ave	1.692	1.640		19.4	20.0	-3.1	20.0
Butyl Methacrylate	QuaF		0.4020		11.8	20.0	-41.0*	20.0
1,2,4-Trimethylbenzene	Ave	2.189	2.192		20.0	20.0	0.2	20.0
sec-Butylbenzene	Ave	2.292	2.321		20.3	20.0	1.3	20.0
1,3-Dichlorobenzene	Ave	1.493	1.406	0.6000	18.8	20.0	-5.8	20.0
4-Isopropyltoluene	Ave	2.068	2.019		19.5	20.0	-2.4	20.0
1,4-Dichlorobenzene	Ave	1.524	1.459	0.5000	19.1	20.0	-4.3	20.0
Indan	Ave	2.298	2.324		20.2	20.0	1.1	20.0
Benzyl chloride	QuaF		0.1170		12.9	20.0	-35.3*	20.0
p-Diethylbenzene	Ave	1.085	1.060		19.5	20.0	-2.3	20.0
n-Butylbenzene	Ave	0.8780	0.8816		20.1	20.0	0.4	20.0
1,2-Dichlorobenzene	Ave	1.344	1.304	0.4000	19.4	20.0	-3.0	20.0
1,2,4,5-Tetramethylbenzene	Ave	1.612	1.591		19.7	20.0	-1.3	20.0
1,2-Dibromo-3-Chloropropane	Ave	0.0765	0.0704	0.0500	18.4	20.0	-8.0	20.0
1,3,5-Trichlorobenzene	Ave	0.8242	0.7692		18.7	20.0	-6.7	20.0
1,2,4-Trichlorobenzene	Qua2		0.6442	0.2000	18.7	20.0	-6.7	20.0
Hexachlorobutadiene	Qua2		0.2038		19.8	20.0	-0.8	20.0
Naphthalene	Ave	1.234	1.314		21.3	20.0	6.5	20.0
1,2,3-Trichlorobenzene	Ave	0.6054	0.5733		18.9	20.0	-5.3	20.0
Dibromofluoromethane (Surr)	Ave	0.2643	0.2677		50.6	50.0	1.3	20.0
1,2-Dichloroethane-d4 (Surr)	Ave	0.2602	0.2745		52.8	50.0	5.5	20.0

FORM VII
GC/MS VOA CONTINUING CALIBRATION DATA

Lab Name: TestAmerica Edison Job No.: 460-151079-1

SDG No.:

Lab Sample ID: CCVIS 460-501928/3 Calibration Date: 03/07/2018 09:37

Instrument ID: CVOAMS5 Calib Start Date: 03/06/2018 05:27

GC Column: Rtx-VMS ID: 0.18(mm) Calib End Date: 03/06/2018 08:33

Lab File ID: E82022.D Conc. Units: ug/L Heated Purge: (Y/N) N

ANALYTE	CURVE TYPE	AVE RRF	RRF	MIN RRF	CALC AMOUNT	SPIKE AMOUNT	%D	MAX %D
Toluene-d8 (Surr)	Ave	1.212	1.265		52.2	50.0	4.4	20.0
Bromofluorobenzene	Ave	0.3574	0.3754		52.5	50.0	5.0	20.0

TestAmerica Edison
Target Compound Quantitation Report

Data File: \\ChromNA\Edison\ChromData\CVOAMS5\20180307-68451.b\E82022.D
Lims ID: CCVIS
Client ID:
Sample Type: CCVIS
Inject. Date: 07-Mar-2018 09:37:30 ALS Bottle#: 2 Worklist Smp#: 3
Purge Vol: 5.000 mL Dil. Factor: 1.0000
Sample Info: CCVIS
Misc. Info.: 460-0068451-003
Operator ID: Instrument ID: CVOAMS5
Sublist: chrom-8260W_5*sub52

Method: \\ChromNA\Edison\ChromData\CVOAMS5\20180307-68451.b\8260W_5.m
Limit Group: VOA - 8260C DKQP Water and Solid
Last Update: 11-Mar-2018 22:21:22 Calib Date: 06-Mar-2018 08:33:30
Integrator: RTE ID Type: Deconvolution ID
Quant Method: Internal Standard Quant By: Initial Calibration
Last ICal File: \\ChromNA\Edison\ChromData\CVOAMS5\20180306-68384.b\E81978.D

Column 1 : Rtx-VMS (0.18 mm) Det: MS SCAN
Process Host: XAWRK026

First Level Reviewer: parekhv Date: 07-Mar-2018 12:19:07

Compound	Sig	RT (min.)	Exp RT (min.)	Dlt RT (min.)	Q	Response	Cal Amt ug/l	OnCol Amt ug/l	Flags
1 Chlorotrifluoroethene	116	0.916	0.916	0.000	87	30899	20.0	18.2	
2 Dichlorodifluoromethane	85	0.924	0.924	0.000	99	87125	20.0	20.8	
4 Butadiene	54	1.097	1.097	0.000	93	72035	20.0	20.4	
5 Chloromethane	50	1.089	1.089	0.000	99	103115	20.0	20.0	
3 Vinyl chloride	62	1.089	1.089	0.000	97	89483	20.0	20.5	
6 Bromomethane	94	1.270	1.270	0.000	98	52705	20.0	20.2	
7 Chloroethane	64	1.344	1.344	0.000	98	47790	20.0	17.9	
9 Trichlorofluoromethane	101	1.418	1.418	0.000	89	150877	20.0	24.1	
8 Pentane	72	1.418	1.418	0.000	96	27115	40.0	38.9	
10 Dichlorofluoromethane	67	1.459	1.459	0.000	98	138566	20.0	22.2	
11 2-Methyl-1,3-butadiene	67	1.599	1.599	0.000	95	100233	20.0	21.1	
13 Ethyl ether	59	1.607	1.607	0.000	93	55297	20.0	21.1	
15 1,2-Dichloro-1,1,2-trifluo	67	1.714	1.714	0.000	82	91638	20.0	21.3	
14 1,1-Dichloroethene	96	1.714	1.714	0.000	95	80933	20.0	19.8	
17 Carbon disulfide	76	1.731	1.731	0.000	99	202383	20.0	16.5	
12 Ethanol	46	1.731	1.731	0.000	23	10489	800.0	969.4	a
16 1,1,2-Trichloro-1,2,2-trif	101	1.747	1.747	0.000	94	82502	20.0	20.2	
18 Iodomethane	142	1.805	1.805	0.000	98	78439	20.0	13.1	
19 Cyclopentene	67	1.896	1.896	0.000	95	172932	20.0	20.3	
20 Acrolein	56	1.928	1.928	0.000	90	13412	40.0	46.5	
21 3-Chloro-1-propene	76	2.011	2.011	0.000	93	42250	20.0	19.3	
22 Isopropyl alcohol	45	2.035	2.035	0.000	98	21822	200.0	201.4	
23 Methylene Chloride	84	2.077	2.077	0.000	91	84921	20.0	20.8	
24 Acetone	58	2.109	2.109	0.000	85	15213	100.0	85.3	
25 trans-1,2-Dichloroethene	96	2.175	2.175	0.000	93	59621	20.0	18.5	
26 Methyl acetate	74	2.192	2.192	0.000	100	28236	100.0	100.2	
27 Hexane	86	2.225	2.225	0.000	85	10521	20.0	18.1	
28 Methyl tert-butyl ether	73	2.249	2.249	0.000	94	109173	20.0	18.6	
* 29 TBA-d9 (IS)	65	2.274	2.274	0.000	93	94075	1000.0	1000.0	
30 2-Methyl-2-propanol	59	2.323	2.323	0.000	93	19853	200.0	186.9	

Compound	Sig	RT (min.)	Exp RT (min.)	Dlt RT (min.)	Q	Response	Cal Amt ug/l	OnCol Amt ug/l	Flags
31 Acetonitrile	41	2.422	2.422	0.000	100	44129	200.0	209.8	
32 Isopropyl ether	45	2.505	2.505	0.000	93	144363	20.0	19.0	
33 2-Chloro-1,3-butadiene	88	2.570	2.570	0.000	92	46959	20.0	18.0	
34 1,1-Dichloroethane	63	2.587	2.587	0.000	100	100423	20.0	20.0	
35 Acrylonitrile	53	2.628	2.628	0.000	95	126075	200.0	198.8	
36 Tert-butyl ethyl ether	59	2.760	2.760	0.000	89	117103	20.0	18.3	
37 Vinyl acetate	86	2.776	2.776	0.000	99	15440	40.0	43.0	
38 cis-1,2-Dichloroethene	96	2.974	2.974	0.000	99	60630	20.0	18.6	
39 2,2-Dichloropropane	77	3.056	3.056	0.000	94	66819	20.0	19.5	
40 Cyclohexane	56	3.114	3.114	0.000	90	76127	20.0	18.7	
41 Chlorobromomethane	128	3.122	3.122	0.000	90	29619	20.0	18.6	
42 Chloroform	83	3.179	3.179	0.000	99	99386	20.0	19.8	
43 Carbon tetrachloride	117	3.278	3.278	0.000	98	67913	20.0	17.9	
44 Methyl acrylate	55	3.295	3.295	0.000	58	25766	20.0	18.4	
45 Ethyl acetate	70	3.295	3.295	0.000	97	7674	40.0	36.9	
46 Tetrahydrofuran	42	3.303	3.303	0.000	93	24259	40.0	36.1	
$ 47 Dibromofluoromethane (Surr	113	3.327	3.327	0.000	96	135245	50.0	50.6	
48 1,1,1-Trichloroethane	97	3.336	3.336	0.000	97	85120	20.0	19.1	
* 49 2-Butanone-d5	46	3.402	3.402	0.000	99	149414	250.0	250.0	
50 2-Butanone (MEK)	72	3.434	3.434	0.000	92	20813	100.0	86.8	
51 1,1-Dichloropropene	75	3.434	3.434	0.000	94	75225	20.0	18.7	
52 Isooctane	57	3.533	3.533	0.000	98	82167	20.0	18.9	
53 n-Heptane	57	3.624	3.624	0.000	86	20456	20.0	18.6	
54 Benzene	78	3.640	3.640	0.000	96	228072	20.0	20.3	
55 Propionitrile	54	3.681	3.681	0.000	98	46446	200.0	204.2	
56 Methacrylonitrile	67	3.698	3.698	0.000	93	156007	200.0	199.5	
58 Tert-amyl methyl ether	73	3.755	3.755	0.000	93	103315	20.0	17.7	
$ 57 1,2-Dichloroethane-d4 (Sur	65	3.764	3.764	0.000	97	138644	50.0	52.8	
59 1,2-Dichloroethane	62	3.821	3.821	0.000	98	67544	20.0	19.8	
60 Isobutyl alcohol	43	3.879	3.879	0.000	95	20762	500.0	424.1	
63 t-Amyl alcohol	59	3.953	3.953	0.000	83	12413	NC	NC	
* 61 Fluorobenzene	96	4.011	4.011	0.000	99	505134	50.0	50.0	
62 Isopropyl acetate	43	4.076	4.076	0.000	96	51016	20.0	17.9	
64 Methylcyclohexane	83	4.142	4.142	0.000	94	69779	20.0	18.0	
65 Trichloroethene	95	4.159	4.159	0.000	97	60021	20.0	18.1	
66 2-ethoxy-2-methyl butane	59	4.414	4.414	0.000	91	82887	NC	NC	
68 n-Butanol	56	4.537	4.537	0.000	96	12624	500.0	463.7	
67 Dibromomethane	93	4.554	4.554	0.000	97	29894	20.0	19.1	
69 1,2-Dichloropropane	63	4.661	4.661	0.000	87	51721	20.0	19.4	
71 Ethyl acrylate	55	4.727	4.727	0.000	98	32949	20.0	19.2	
70 Dichlorobromomethane	83	4.735	4.735	0.000	99	62565	20.0	18.4	
73 Methyl methacrylate	100	4.932	4.932	0.000	90	17048	40.0	37.3	
* 72 1,4-Dioxane-d8	96	4.941	4.941	0.000	56	16177	1000.0	1000.0	
74 1,4-Dioxane	88	4.965	4.965	0.000	89	8457	400.0	434.3	
75 n-Propyl acetate	43	5.097	5.097	0.000	98	35749	20.0	17.6	
76 2-Chloroethyl vinyl ether	63	5.377	5.377	0.000	95	19855	20.0	18.7	
77 cis-1,3-Dichloropropene	75	5.410	5.410	0.000	93	71305	20.0	19.3	
$ 78 Toluene-d8 (Surr)	98	5.615	5.615	0.000	99	531928	50.0	52.2	
79 Toluene	91	5.673	5.673	0.000	94	245418	20.0	19.8	
80 Epichlorohydrin	57	5.706	5.706	0.000	99	40332	400.0	336.7	
81 2-Nitropropane	41	5.953	5.953	0.000	98	12583	40.0	39.6	
82 Tetrachloroethene	166	6.109	6.109	0.000	96	58694	20.0	18.1	

Compound	Sig	RT (min.)	Exp RT (min.)	Dlt RT (min.)	Q	Response	Cal Amt ug/l	OnCol Amt ug/l	Flags
83 4-Methyl-2-pentanone (MIBK	43	6.167	6.167	0.000	98	139907	100.0	95.2	
84 trans-1,3-Dichloropropene	75	6.183	6.183	0.000	99	61341	20.0	19.0	
85 1,1,2-Trichloroethane	83	6.372	6.372	0.000	94	34510	20.0	19.9	
86 Ethyl methacrylate	69	6.447	6.447	0.000	90	33847	20.0	18.5	
87 Chlorodibromomethane	129	6.570	6.570	0.000	97	39210	20.0	17.7	
88 1,3-Dichloropropane	76	6.702	6.702	0.000	94	72000	20.0	20.4	
89 Ethylene Dibromide	107	6.833	6.833	0.000	98	37431	20.0	19.0	
90 n-Butyl acetate	43	7.171	7.171	0.000	97	32918	20.0	13.7	
91 2-Hexanone	43	7.253	7.253	0.000	97	89878	100.0	94.6	
* 92 Chlorobenzene-d5	117	7.541	7.541	0.000	85	420586	50.0	50.0	
93 Chlorobenzene	112	7.558	7.558	0.000	98	172711	20.0	19.5	
94 Ethylbenzene	106	7.640	7.640	0.000	98	87709	20.0	19.1	
95 1,1,1,2-Tetrachloroethane	131	7.673	7.673	0.000	94	49861	20.0	17.8	
96 m-Xylene & p-Xylene	106	7.862	7.862	0.000	96	98793	20.0	19.3	
97 o-Xylene	106	8.463	8.463	0.000	94	89754	20.0	18.6	
98 Bromoform	173	8.529	8.529	0.000	94	17779	20.0	15.3	
99 Styrene	104	8.545	8.545	0.000	98	157135	20.0	19.7	
100 n-Butyl acrylate	73	8.866	8.866	0.000	97	16927	20.0	12.4	
101 Isopropylbenzene	105	8.957	8.957	0.000	95	247864	20.0	20.4	
102 Amyl acetate (mixed isomer	43	9.286	9.286	0.000	94	40388	20.0	13.4	
$ 103 4-Bromofluorobenzene	174	9.335	9.335	0.000	91	157890	50.0	52.5	
104 Bromobenzene	156	9.450	9.450	0.000	96	65481	20.0	18.2	
105 N-Propylbenzene	91	9.599	9.599	0.000	100	275507	20.0	20.0	
106 1,1,2,2-Tetrachloroethane	83	9.738	9.738	0.000	97	44805	20.0	20.0	
107 2-Chlorotoluene	91	9.780	9.780	0.000	97	206436	20.0	19.7	
108 4-Ethyltoluene	105	9.788	9.788	0.000	98	251259	20.0	20.0	
109 1,2,3-Trichloropropane	110	9.887	9.887	0.000	95	15148	20.0	21.3	
110 1,3,5-Trimethylbenzene	105	9.944	9.944	0.000	94	196065	20.0	20.0	
111 trans-1,4-Dichloro-2-buten	53	10.010	10.010	0.000	74	10942	20.0	19.7	
112 4-Chlorotoluene	91	10.051	10.051	0.000	96	183459	20.0	19.8	
113 tert-Butylbenzene	119	10.421	10.421	0.000	95	159208	20.0	19.4	
115 Butyl Methacrylate	87	10.545	10.545	0.000	98	39029	20.0	11.8	
114 1,2,4-Trimethylbenzene	105	10.553	10.553	0.000	97	212840	20.0	20.0	
116 sec-Butylbenzene	105	10.718	10.718	0.000	99	225321	20.0	20.3	
117 1,3-Dichlorobenzene	146	10.981	10.981	0.000	97	136537	20.0	18.8	
118 4-Isopropyltoluene	119	10.998	10.998	0.000	98	196017	20.0	19.5	
* 119 1,4-Dichlorobenzene-d4	152	11.121	11.121	0.000	94	242720	50.0	50.0	
120 1,4-Dichlorobenzene	146	11.137	11.137	0.000	96	141612	20.0	19.1	
121 1,2,3-Trimethylbenzene	105	11.228	11.228	0.000	0	210603	NC	NC	
122 2,3-Dihydroindene	117	11.376	11.376	0.000	94	225602	20.0	20.2	
124 p-Diethylbenzene	119	11.516	11.516	0.000	93	102899	20.0	19.5	
123 Benzyl chloride	126	11.508	11.508	0.000	95	11363	20.0	12.9	
125 n-Butylbenzene	92	11.574	11.574	0.000	98	85592	20.0	20.1	
126 1,2-Dichlorobenzene	146	11.664	11.664	0.000	97	126637	20.0	19.4	
127 1,2,4,5-Tetramethylbenzene	119	12.298	12.298	0.000	98	154513	20.0	19.7	
128 1,2-Dibromo-3-Chloropropan	157	12.413	12.413	0.000	92	6835	20.0	18.4	
129 1,3,5-Trichlorobenzene	180	12.438	12.438	0.000	97	74675	20.0	18.7	
131 Hexachlorobutadiene	225	12.907	12.907	0.000	67	19784	20.0	19.8	
130 1,2,4-Trichlorobenzene	180	12.899	12.899	0.000	94	62546	20.0	18.7	
132 Naphthalene	128	13.104	13.104	0.000	99	127543	20.0	21.3	
133 1,2,3-Trichlorobenzene	180	13.220	13.220	0.000	96	55662	20.0	18.9	
S 134 1,2-Dichloroethene, Total	100				0		40.0	37.0	

Compound	Sig	RT (min.)	Exp RT (min.)	Dlt RT (min.)	Q	Response	Cal Amt ug/l	OnCol Amt ug/l	Flags
S 135 1,3-Dichloropropene, Total	100				0		40.0	38.3	
S 136 Xylenes, Total	100				0		40.0	37.9	
S 137 Total BTEX	1				0		100.0	97.2	

QC Flag Legend

Processing Flags
NC - Not Calibrated
Review Flags
a - User Assigned ID

Reagents:

8260MIX1COMB_00074	Amount Added:	20.00	Units: uL	
ACROLEIN W_00074	Amount Added:	4.00	Units: uL	
GASES Li_00250	Amount Added:	20.00	Units: uL	
8260SURR250_00169	Amount Added:	1.00	Units: uL	Run Reagent
8260ISNEW_00119	Amount Added:	1.00	Units: uL	Run Reagent

Report Date: 11-Mar-2018 22:21:24 Chrom Revision: 2.2 08-Feb-2018 13:38:42

TestAmerica Edison

Data File: \\ChromNA\Edison\ChromData\CVOAMS5\20180307-68451.b\E82022.D

Injection Date:	07-Mar-2018 09:37:30	Instrument ID:	CVOAMS5	Operator ID:	
Lims ID:	CCVIS			Worklist Smp#:	3
Client ID:					
Purge Vol:	5.000 mL	Dil. Factor:	1.0000	ALS Bottle#:	2
Method:	8260W_5	Limit Group:	VOA - 8260C DKQP Water and Solid		

Column: Rtx-VMS (0.18 mm)

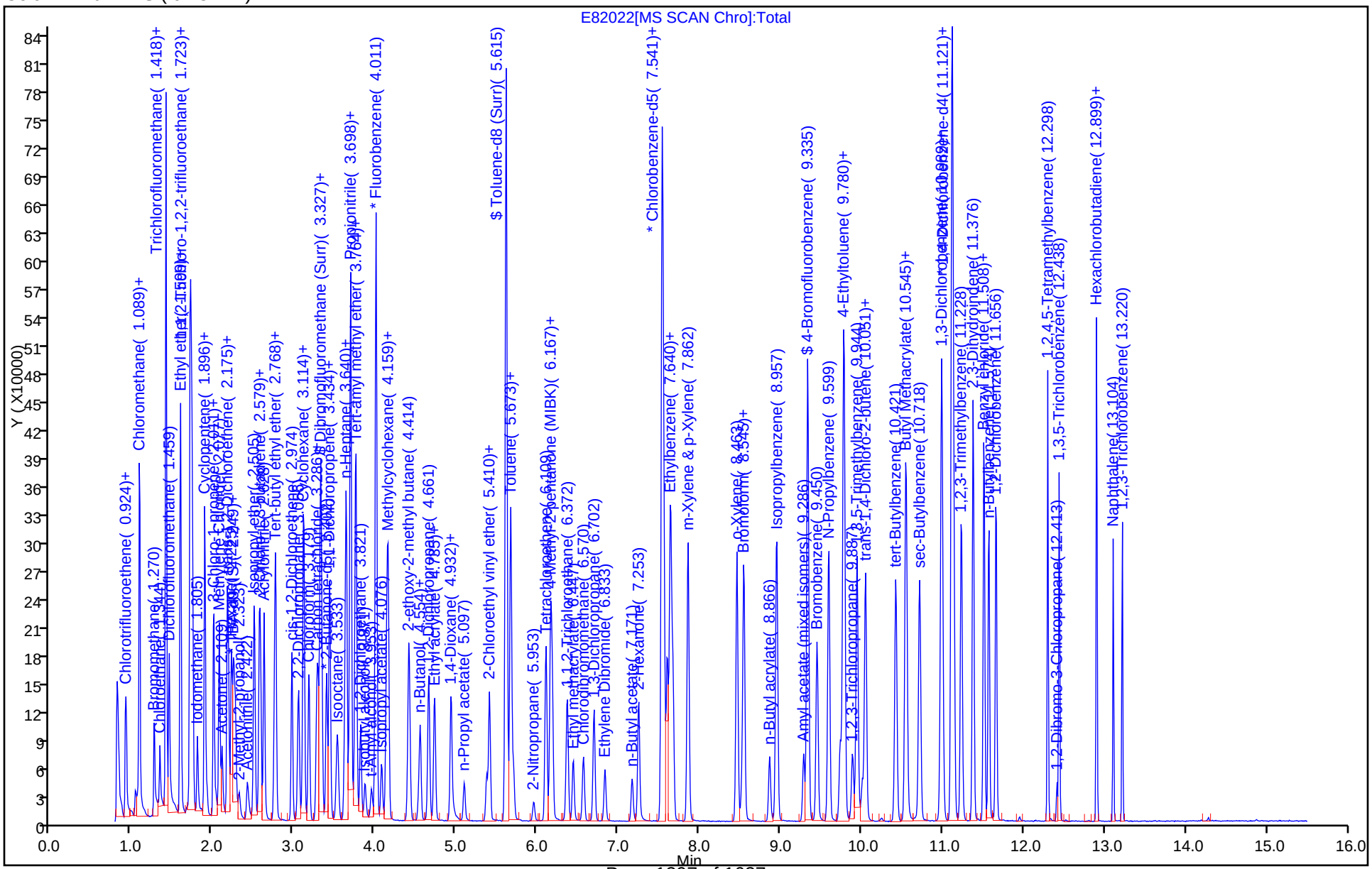

Manual Integration/User Assign Peak Report

TestAmerica Edison

Data File: \\ChromNA\Edison\ChromData\CVOAMS5\20180307-68451.b\E82022.D
Injection Date: 07-Mar-2018 09:37:30 Instrument ID: CVOAMS5
Lims ID: CCVIS
Client ID:
Operator ID: ALS Bottle#: 2 Worklist Smp#: 3
Purge Vol: 5.000 mL Dil. Factor: 1.0000
Method: 8260W_5 Limit Group: VOA - 8260C DKQP Water and Solid
Column: Rtx-VMS (0.18 mm) Detector MS SCAN

12 Ethanol, CAS: 64-17-5

Signal: 1

Processing Integration Results

RT: 1.60
Area: 1079
Amount: 98.375343
Amount Units: ug/l

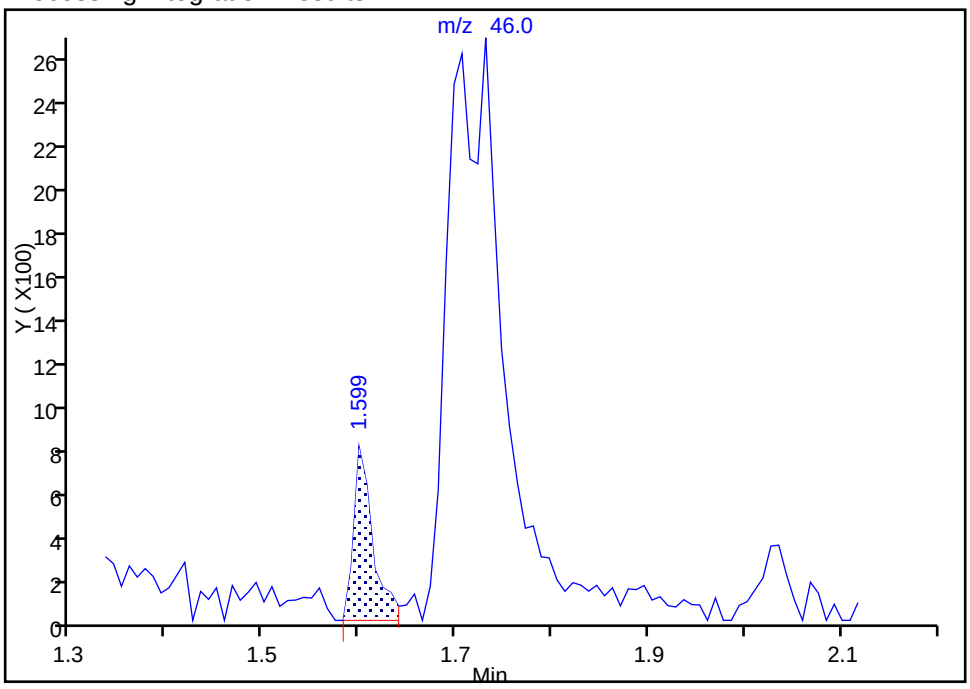

Manual Integration Results

RT: 1.73
Area: 10489
Amount: 969.4165
Amount Units: ug/l

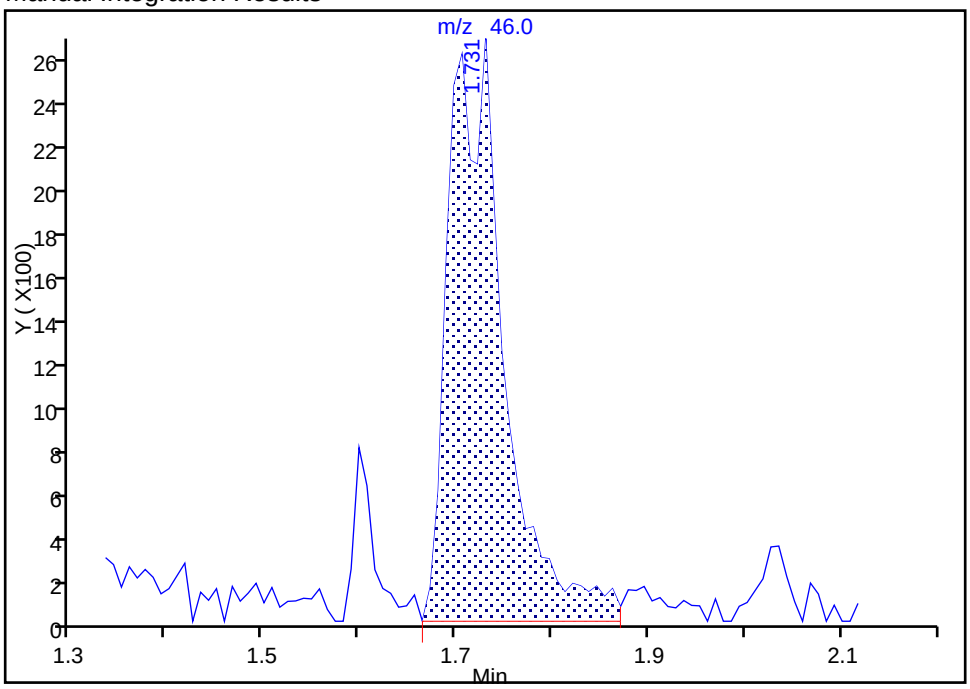

Reviewer: baronm, 11-Mar-2018 22:17:20
Audit Action: Assigned Compound ID Audit Reason: Peak assignment corrected

FORM VII
GC/MS VOA CONTINUING CALIBRATION DATA

Lab Name: TestAmerica Edison Job No.: 460-151079-1

SDG No.:

Lab Sample ID: CCVIS 460-502418/3 Calibration Date: 03/09/2018 10:14

Instrument ID: CVOAMS6 Calib Start Date: 03/09/2018 02:28

GC Column: Rtx-624 ID: 0.25(mm) Calib End Date: 03/09/2018 04:49

Lab File ID: F60585.D Conc. Units: ug/L Heated Purge: (Y/N) N

ANALYTE	CURVE TYPE	AVE RRF	RRF	MIN RRF	CALC AMOUNT	SPIKE AMOUNT	%D	MAX %D
Chlorotrifluoroethene	Ave	0.0859	0.0784		18.3	20.0	-8.7	20.0
Dichlorodifluoromethane	Ave	0.5338	0.5455	0.1000	20.4	20.0	2.2	20.0
Chloromethane	Ave	0.3885	0.3503	0.1000	18.0	20.0	-9.8	20.0
Butadiene	Ave	0.3278	0.3086		18.8	20.0	-5.9	20.0
Vinyl chloride	Ave	0.3820	0.3736	0.1000	19.6	20.0	-2.2	20.0
Bromomethane	Ave	0.2425	0.1806	0.1000	14.9	20.0	-25.5*	20.0
Chloroethane	Ave	0.1922	0.1624	0.1000	16.9	20.0	-15.5	20.0
Dichlorofluoromethane	Ave	0.5503	0.5341		19.4	20.0	-3.0	20.0
Trichlorofluoromethane	Ave	0.5297	0.5664	0.1000	21.4	20.0	6.9	20.0
Pentane	Ave	1.960	2.340		47.8	40.0	19.4	20.0
Ethanol	Ave	0.0631	0.0635		805	800	0.6	20.0
Ethyl ether	Ave	0.2790	0.2776		19.9	20.0	-0.5	20.0
2-Methyl-1,3-butadiene	Ave	0.3142	0.3213		20.5	20.0	2.3	20.0
1,2-Dichloro-1,1,2-trifluoro ethane	Ave	0.3424	0.3583		20.9	20.0	4.7	20.0
Acrolein	Ave	1.856	1.630		35.1	40.0	-12.2	20.0
Freon TF	Ave	0.3990	0.4052	0.1000	20.3	20.0	1.6	20.0
1,1-Dichloroethene	Ave	0.3562	0.3647	0.1000	20.5	20.0	2.4	20.0
Acetone	Ave	0.9691	0.9802	0.0500	101	100	1.2	20.0
Iodomethane	Ave	0.7244	0.7114		19.6	20.0	-1.8	20.0
Isopropyl alcohol	Ave	0.7007	0.7803		223	200	11.4	20.0
Carbon disulfide	Ave	1.137	1.156	0.1000	20.3	20.0	1.7	20.0
3-Chloro-1-propene	Ave	0.6472	0.6705		20.7	20.0	3.6	20.0
Methyl acetate	Ave	0.2094	0.2109	0.1000	101	100	0.7	20.0
Cyclopentene	Ave	0.7720	0.8220		21.3	20.0	6.5	20.0
Acetonitrile	Ave	1.776	1.958		221	200	10.3	20.0
Methylene Chloride	Ave	0.3739	0.3711	0.1000	19.9	20.0	-0.7	20.0
2-Methyl-2-propanol	Ave	1.266	1.280		202	200	1.1	20.0
MTBE	Ave	0.9539	0.9654	0.1000	20.2	20.0	1.2	20.0
trans-1,2-Dichloroethene	Ave	0.3588	0.3658	0.1000	20.4	20.0	2.0	20.0
Acrylonitrile	Ave	0.1050	0.1035		197	200	-1.5	20.0
Hexane	Ave	0.2753	0.2861		20.8	20.0	3.9	20.0
Isopropyl ether	Ave	1.035	1.025		19.8	20.0	-0.9	20.0
1,1-Dichloroethane	Ave	0.5730	0.5441	0.2000	19.0	20.0	-5.0	20.0
Vinyl acetate	Ave	0.0631	0.0667		42.2	40.0	5.6	20.0
2-Chloro-1,3-butadiene	Ave	0.3085	0.3019		19.6	20.0	-2.1	20.0
Tert-butyl ethyl ether	Ave	1.010	1.039		20.6	20.0	2.8	20.0
2,2-Dichloropropane	Ave	0.1267	0.1400		22.1	20.0	10.5	20.0
cis-1,2-Dichloroethene	Ave	0.3732	0.3805	0.1000	20.4	20.0	2.0	20.0
2-Butanone	Lin2		0.3333	0.0500	103	100	3.1	20.0
Ethyl acetate	Ave	0.3341	0.3582		42.9	40.0	7.2	20.0

FORM VII
GC/MS VOA CONTINUING CALIBRATION DATA

Lab Name: TestAmerica Edison Job No.: 460-151079-1

SDG No.:

Lab Sample ID: CCVIS 460-502418/3 Calibration Date: 03/09/2018 10:14

Instrument ID: CVOAMS6 Calib Start Date: 03/09/2018 02:28

GC Column: Rtx-624 ID: 0.25(mm) Calib End Date: 03/09/2018 04:49

Lab File ID: F60585.D Conc. Units: ug/L Heated Purge: (Y/N) N

ANALYTE	CURVE TYPE	AVE RRF	RRF	MIN RRF	CALC AMOUNT	SPIKE AMOUNT	%D	MAX %D
Methyl acrylate	Ave	0.3003	0.2776		18.5	20.0	-7.6	20.0
Propionitrile	Ave	1.498	1.598		213	200	6.7	20.0
Tetrahydrofuran	Ave	0.3647	0.3829		42.0	40.0	5.0	20.0
Bromochloromethane	Ave	0.2002	0.2061		20.6	20.0	2.9	20.0
Methacrylonitrile	Ave	0.1022	0.1127		221	200	10.3	20.0
Chloroform	Ave	0.5808	0.5933	0.2000	20.4	20.0	2.1	20.0
Cyclohexane	Ave	0.5015	0.5407	0.1000	21.6	20.0	7.8	20.0
1,1,1-Trichloroethane	Ave	0.5630	0.5926	0.1000	21.1	20.0	5.3	20.0
Carbon tetrachloride	Ave	0.5405	0.5379	0.1000	19.9	20.0	-0.5	20.0
1,1-Dichloropropene	Ave	0.4187	0.4536		21.7	20.0	8.4	20.0
Isobutyl alcohol	Ave	0.4238	0.5385		635	500	27.1*	20.0
Benzene	Ave	1.446	1.448	0.5000	20.0	20.0	0.2	20.0
Isopropyl acetate	Ave	0.8741	0.8999		20.6	20.0	2.9	20.0
Tert-amyl methyl ether	Ave	1.045	1.009		19.3	20.0	-3.4	20.0
1,2-Dichloroethane	Ave	0.4256	0.4220	0.1000	19.8	20.0	-0.9	20.0
n-Heptane	Ave	0.2128	0.2128		20.0	20.0	0.0	20.0
n-Butanol	Ave	0.3002	0.2877		479	500	-4.2	20.0
Trichloroethene	Ave	0.3366	0.3334	0.2000	19.8	20.0	-0.9	20.0
Ethyl acrylate	Ave	0.7192	0.7665		21.3	20.0	6.6	20.0
Methylcyclohexane	Ave	0.5767	0.6068	0.1000	21.0	20.0	5.2	20.0
1,2-Dichloropropane	Ave	0.2924	0.2879	0.1000	19.7	20.0	-1.5	20.0
Methyl methacrylate	Ave	0.0778	0.0775		39.8	40.0	-0.5	20.0
1,4-Dioxane	Ave	1.216	1.273		419	400	4.6	20.0
n-Propyl acetate	Ave	0.3349	0.3615		21.6	20.0	8.0	20.0
Dibromomethane	Ave	0.1952	0.2031		20.8	20.0	4.1	20.0
Bromodichloromethane	Ave	0.4048	0.4142	0.2000	20.5	20.0	2.3	20.0
2-Chloroethyl vinyl ether	Ave	0.1393	0.1436		20.6	20.0	3.1	20.0
2-Nitropropane	QuaF		0.0842		42.9	40.0	7.2	20.0
Epichlorohydrin	QuaF		0.2819		481	400	20.3*	20.0
cis-1,3-Dichloropropene	Ave	0.5837	0.5926	0.2000	20.3	20.0	1.5	20.0
4-Methyl-2-pentanone	Ave	2.693	2.862	0.0500	106	100	6.3	20.0
Toluene	Ave	1.579	1.555	0.4000	19.7	20.0	-1.5	20.0
trans-1,3-Dichloropropene	Ave	0.5291	0.5386	0.1000	20.4	20.0	1.8	20.0
Ethyl methacrylate	Ave	0.4263	0.4462		20.9	20.0	4.7	20.0
1,1,2-Trichloroethane	Ave	0.2841	0.2735	0.1000	19.3	20.0	-3.7	20.0
Tetrachloroethene	Ave	0.4912	0.4957	0.2000	20.2	20.0	0.9	20.0
1,3-Dichloropropane	Ave	0.5264	0.5158		19.6	20.0	-2.0	20.0
2-Hexanone	Ave	1.752	1.864	0.0500	106	100	6.4	20.0
n-Butyl acetate	Ave	0.5477	0.5188		18.9	20.0	-5.3	20.0
Dibromochloromethane	Ave	0.4494	0.4381	0.1000	19.5	20.0	-2.5	20.0
1,2-Dibromoethane	Ave	0.3574	0.3591	0.1000	20.1	20.0	0.5	20.0

FORM VII
GC/MS VOA CONTINUING CALIBRATION DATA

Lab Name: TestAmerica Edison Job No.: 460-151079-1

SDG No.:

Lab Sample ID: CCVIS 460-502418/3 Calibration Date: 03/09/2018 10:14

Instrument ID: CVOAMS6 Calib Start Date: 03/09/2018 02:28

GC Column: Rtx-624 ID: 0.25(mm) Calib End Date: 03/09/2018 04:49

Lab File ID: F60585.D Conc. Units: ug/L Heated Purge: (Y/N) N

ANALYTE	CURVE TYPE	AVE RRF	RRF	MIN RRF	CALC AMOUNT	SPIKE AMOUNT	%D	MAX %D
Chlorobenzene	Ave	1.113	1.120	0.5000	20.1	20.0	0.6	20.0
Ethylbenzene	Ave	0.6023	0.6314	0.1000	21.0	20.0	4.8	20.0
1,1,1,2-Tetrachloroethane	Ave	0.4458	0.4620		20.7	20.0	3.6	20.0
m&p-Xylene	Ave	0.7651	0.7838	0.1000	20.5	20.0	2.4	20.0
n-Butyl acrylate	Ave	0.2794	0.2979		21.3	20.0	6.6	20.0
o-Xylene	Ave	0.7549	0.8015	0.3000	21.2	20.0	6.2	20.0
Styrene	Ave	1.235	1.294	0.3000	21.0	20.0	4.8	20.0
Amyl acetate (mixed isomers)	Ave	1.121	1.153		20.6	20.0	2.9	20.0
Bromoform	Ave	0.3039	0.3037	0.1000	20.0	20.0	-0.0	20.0
Isopropylbenzene	Ave	2.017	2.068	0.1000	20.5	20.0	2.5	20.0
Bromobenzene	Ave	0.8752	0.9131		20.9	20.0	4.3	20.0
1,1,2,2-Tetrachloroethane	Ave	0.6566	0.6751	0.3000	20.6	20.0	2.8	20.0
N-Propylbenzene	Ave	3.313	3.556		21.5	20.0	7.3	20.0
1,2,3-Trichloropropane	Ave	0.2098	0.2207		21.0	20.0	5.2	20.0
trans-1,4-Dichloro-2-butene	Ave	0.2010	0.1961		19.5	20.0	-2.4	20.0
2-Chlorotoluene	Ave	2.298	2.448		21.3	20.0	6.5	20.0
4-Ethyltoluene	Ave	2.885	3.239		22.5	20.0	12.3	20.0
1,3,5-Trimethylbenzene	Ave	2.661	2.789		21.0	20.0	4.8	20.0
4-Chlorotoluene	Ave	2.150	2.174		20.2	20.0	1.1	20.0
Butyl Methacrylate	Ave	0.8589	0.8987		20.9	20.0	4.6	20.0
tert-Butylbenzene	Ave	2.244	2.393		21.3	20.0	6.6	20.0
1,2,4-Trimethylbenzene	Ave	2.734	2.944		21.5	20.0	7.7	20.0
sec-Butylbenzene	Ave	3.229	3.524		21.8	20.0	9.1	20.0
4-Isopropyltoluene	Ave	2.879	3.203		22.3	20.0	11.3	20.0
1,3-Dichlorobenzene	Ave	1.558	1.746	0.6000	22.4	20.0	12.1	20.0
1,4-Dichlorobenzene	Ave	1.610	1.695	0.5000	21.1	20.0	5.3	20.0
Benzyl chloride	Ave	1.638	1.709		20.9	20.0	4.4	20.0
Indan	Ave	2.857	2.999		21.0	20.0	5.0	20.0
p-Diethylbenzene	Ave	1.726	1.803		20.9	20.0	4.5	20.0
n-Butylbenzene	Ave	1.363	1.515		22.2	20.0	11.2	20.0
1,2-Dichlorobenzene	Ave	1.652	1.745	0.4000	21.1	20.0	5.6	20.0
1,2,4,5-Tetramethylbenzene	Ave	3.086	3.313		21.5	20.0	7.4	20.0
1,2-Dibromo-3-Chloropropane	QuaF		0.1522	0.0500	18.9	20.0	-5.7	20.0
1,3,5-Trichlorobenzene	Ave	1.365	1.438		21.1	20.0	5.4	20.0
1,2,4-Trichlorobenzene	Ave	1.263	1.355	0.2000	21.5	20.0	7.3	20.0
Hexachlorobutadiene	Ave	0.6090	0.6416		21.1	20.0	5.4	20.0
Naphthalene	Ave	2.701	2.775		20.5	20.0	2.7	20.0
1,2,3-Trichlorobenzene	Ave	1.142	1.141		20.0	20.0	-0.1	20.0
Dibromofluoromethane (Surr)	Ave	0.2896	0.2977		51.4	50.0	2.8	20.0
1,2-Dichloroethane-d4 (Surr)	Ave	0.3083	0.3123		50.7	50.0	1.3	20.0
Toluene-d8 (Surr)	Ave	1.213	1.201		49.5	50.0	-1.0	20.0

FORM VII
GC/MS VOA CONTINUING CALIBRATION DATA

Lab Name: TestAmerica Edison Job No.: 460-151079-1

SDG No.:

Lab Sample ID: CCVIS 460-502418/3 Calibration Date: 03/09/2018 10:14

Instrument ID: CVOAMS6 Calib Start Date: 03/09/2018 02:28

GC Column: Rtx-624 ID: 0.25(mm) Calib End Date: 03/09/2018 04:49

Lab File ID: F60585.D Conc. Units: ug/L Heated Purge: (Y/N) N

ANALYTE	CURVE TYPE	AVE RRF	RRF	MIN RRF	CALC AMOUNT	SPIKE AMOUNT	%D	MAX %D
Bromofluorobenzene	Ave	0.4818	0.4758		49.4	50.0	-1.3	20.0

TestAmerica Edison
Target Compound Quantitation Report

Data File: \\ChromNA\Edison\ChromData\CVOAMS6\20180309-68556.b\F60585.D
Lims ID: CCVIS
Client ID:
Sample Type: CCVIS
Inject. Date: 09-Mar-2018 10:14:30 ALS Bottle#: 2 Worklist Smp#: 3
Purge Vol: 5.000 mL Dil. Factor: 1.0000
Sample Info: CCVIS
Misc. Info.: 460-0068556-003
Operator ID: Instrument ID: CVOAMS6
Sublist: chrom-8260624W6*sub42

Method: \\ChromNA\Edison\ChromData\CVOAMS6\20180309-68556.b\8260624W6.m
Limit Group: VOA - 8260C DKQP Water and Solid
Last Update: 12-Mar-2018 17:22:32 Calib Date: 09-Mar-2018 04:49:30
Integrator: RTE ID Type: Deconvolution ID
Quant Method: Internal Standard Quant By: Initial Calibration
Last ICal File: \\ChromNA\Edison\ChromData\CVOAMS6\20180309-68530.b\F60575.D

Column 1 : Rtx-624 (0.25 mm) Det: MS SCAN
Process Host: XAWRK008

First Level Reviewer: delpolitov Date: 12-Mar-2018 17:22:32

Compound	Sig	RT (min.)	Exp RT (min.)	Dlt RT (min.)	Q	Response	Cal Amt ug/l	OnCol Amt ug/l	Flags
1 Chlorotrifluoroethene	66	1.558	1.558	0.000	58	16374	20.0	18.3	
2 Dichlorodifluoromethane	85	1.566	1.566	0.000	98	113949	20.0	20.4	
3 Chloromethane	50	1.730	1.730	0.000	99	73168	20.0	18.0	
4 Vinyl chloride	62	1.829	1.829	0.000	92	78035	20.0	19.6	
5 Butadiene	54	1.829	1.829	0.000	94	64458	20.0	18.8	
6 Bromomethane	94	2.100	2.100	0.000	96	37736	20.0	14.9	
7 Chloroethane	64	2.166	2.166	0.000	98	33918	20.0	16.9	
8 Dichlorofluoromethane	67	2.355	2.355	0.000	97	111567	20.0	19.4	
9 Trichlorofluoromethane	101	2.371	2.371	0.000	94	118312	20.0	21.4	
10 Pentane	72	2.388	2.388	0.000	97	23560	40.0	47.8	
11 Ethanol	46	2.560	2.560	0.000	80	12786	800.0	804.5	
12 Ethyl ether	59	2.568	2.568	0.000	94	57997	20.0	19.9	
13 2-Methyl-1,3-butadiene	53	2.593	2.593	0.000	98	67125	20.0	20.5	
14 1,2-Dichloro-1,1,2-trifluo	117	2.626	2.626	0.000	92	74854	20.0	20.9	
15 Acrolein	56	2.749	2.749	0.000	47	16412	40.0	35.1	
16 1,1,2-Trichloro-1,2,2-trif	101	2.765	2.765	0.000	93	84649	20.0	20.3	
17 1,1-Dichloroethene	96	2.782	2.782	0.000	97	76181	20.0	20.5	
18 Acetone	43	2.864	2.864	0.000	85	93706	100.0	101.2	
19 Iodomethane	142	2.930	2.930	0.000	100	148604	20.0	19.6	
20 Isopropyl alcohol	45	2.954	2.954	0.000	29	39279	200.0	222.7	
21 Carbon disulfide	76	2.971	2.971	0.000	100	241560	20.0	20.3	
22 3-Chloro-1-propene	41	3.094	3.094	0.000	94	140061	20.0	20.7	
24 Methyl acetate	43	3.102	3.102	0.000	100	220287	100.0	100.7	
23 Cyclopentene	67	3.111	3.111	0.000	95	171718	20.0	21.3	
25 Acetonitrile	41	3.160	3.160	0.000	94	98577	200.0	220.6	a
* 26 TBA-d9 (IS)	65	3.209	3.209	0.000	0	251678	1000.0	1000.0	
27 Methylene Chloride	84	3.217	3.217	0.000	91	77527	20.0	19.9	
28 2-Methyl-2-propanol	59	3.267	3.267	0.000	33	64440	200.0	202.2	
29 Methyl tert-butyl ether	73	3.374	3.374	0.000	96	201662	20.0	20.2	
30 trans-1,2-Dichloroethene	96	3.406	3.406	0.000	93	76416	20.0	20.4	

Compound	Sig	RT (min.)	Exp RT (min.)	Dlt RT (min.)	Q	Response	Cal Amt ug/l	OnCol Amt ug/l	Flags
31 Acrylonitrile	53	3.472	3.472	0.000	93	216140	200.0	197.0	
32 Hexane	43	3.546	3.546	0.000	93	59767	20.0	20.8	
33 Isopropyl ether	45	3.760	3.760	0.000	95	214184	20.0	19.8	
34 1,1-Dichloroethane	63	3.793	3.793	0.000	95	113659	20.0	19.0	
35 Vinyl acetate	86	3.801	3.801	0.000	99	27850	40.0	42.2	
36 2-Chloro-1,3-butadiene	88	3.834	3.834	0.000	94	63075	20.0	19.6	
37 Tert-butyl ethyl ether	59	4.064	4.064	0.000	90	217071	20.0	20.6	
* 38 2-Butanone-d5	46	4.261	4.261	0.000	0	238991	250.0	250.0	
39 2,2-Dichloropropane	97	4.294	4.294	0.000	95	29249	20.0	22.1	
40 cis-1,2-Dichloroethene	96	4.310	4.310	0.000	97	79494	20.0	20.4	
41 2-Butanone (MEK)	72	4.318	4.318	0.000	96	31862	100.0	103.1	
42 Ethyl acetate	70	4.318	4.318	0.000	94	13698	40.0	42.9	
43 Methyl acrylate	55	4.376	4.376	0.000	99	47905	20.0	18.5	
44 Propionitrile	54	4.458	4.458	0.000	98	80420	200.0	213.4	
45 Chlorobromomethane	128	4.540	4.540	0.000	76	43042	20.0	20.6	
46 Tetrahydrofuran	72	4.532	4.532	0.000	62	14642	40.0	42.0	
47 Methacrylonitrile	67	4.557	4.557	0.000	92	235411	200.0	220.5	
48 Chloroform	83	4.581	4.581	0.000	97	123930	20.0	20.4	
49 Cyclohexane	84	4.721	4.721	0.000	91	112940	20.0	21.6	
50 1,1,1-Trichloroethane	97	4.729	4.729	0.000	97	123783	20.0	21.1	
$ 51 Dibromofluoromethane (Surr	113	4.738	4.738	0.000	97	155446	50.0	51.4	
52 Carbon tetrachloride	117	4.853	4.853	0.000	96	112364	20.0	19.9	
53 1,1-Dichloropropene	75	4.877	4.877	0.000	96	94761	20.0	21.7	
54 Isobutyl alcohol	43	4.992	4.992	0.000	1	67764	500.0	635.4	
55 Benzene	78	5.074	5.074	0.000	97	249944	20.0	20.0	
$ 56 1,2-Dichloroethane-d4 (Sur	65	5.091	5.091	0.000	0	163107	50.0	50.7	
57 Isopropyl acetate	43	5.124	5.124	0.000	96	187979	20.0	20.6	
58 Tert-amyl methyl ether	73	5.132	5.132	0.000	92	210838	20.0	19.3	
59 1,2-Dichloroethane	62	5.165	5.165	0.000	97	88150	20.0	19.8	
60 n-Heptane	57	5.214	5.214	0.000	93	44459	20.0	20.0	
* 61 Fluorobenzene	96	5.362	5.362	0.000	99	522240	50.0	50.0	
62 n-Butanol	56	5.658	5.658	0.000	91	36199	500.0	479.1	
63 Trichloroethene	95	5.707	5.707	0.000	94	69649	20.0	19.8	
65 Ethyl acrylate	55	5.830	5.830	0.000	93	160125	20.0	21.3	
64 Methylcyclohexane	83	5.839	5.839	0.000	88	126760	20.0	21.0	
66 1,2-Dichloropropane	63	6.003	6.003	0.000	84	60145	20.0	19.7	
* 67 1,4-Dioxane-d8	96	6.052	6.052	0.000	0	25030	1000.0	1000.0	
68 Methyl methacrylate	100	6.077	6.077	0.000	90	32360	40.0	39.8	
69 1,4-Dioxane	88	6.118	6.118	0.000	27	12742	400.0	418.5	
70 n-Propyl acetate	43	6.126	6.126	0.000	99	75520	20.0	21.6	
71 Dibromomethane	93	6.134	6.134	0.000	92	42431	20.0	20.8	
72 Dichlorobromomethane	83	6.282	6.282	0.000	98	86514	20.0	20.5	
73 2-Nitropropane	41	6.611	6.611	0.000	87	35182	40.0	42.9	
74 2-Chloroethyl vinyl ether	63	6.611	6.611	0.000	67	29986	20.0	20.6	
75 Epichlorohydrin	57	6.726	6.726	0.000	99	107796	400.0	481.2	
76 cis-1,3-Dichloropropene	75	6.775	6.775	0.000	95	102274	20.0	20.3	
77 4-Methyl-2-pentanone (MIBK	43	6.940	6.940	0.000	97	273640	100.0	106.3	
$ 78 Toluene-d8 (Surr)	98	7.022	7.022	0.000	100	518128	50.0	49.5	
79 Toluene	91	7.104	7.104	0.000	94	268449	20.0	19.7	
80 trans-1,3-Dichloropropene	75	7.449	7.449	0.000	99	92953	20.0	20.4	
81 Ethyl methacrylate	69	7.474	7.474	0.000	91	77004	20.0	20.9	
82 1,1,2-Trichloroethane	83	7.671	7.671	0.000	93	47203	20.0	19.3	

Compound	Sig	RT (min.)	Exp RT (min.)	Dlt RT (min.)	Q	Response	Cal Amt ug/l	OnCol Amt ug/l	Flags
83 Tetrachloroethene	166	7.712	7.712	0.000	96	85546	20.0	20.2	
84 1,3-Dichloropropane	76	7.876	7.876	0.000	94	89015	20.0	19.6	
85 2-Hexanone	43	7.934	7.934	0.000	96	178197	100.0	106.4	
86 n-Butyl acetate	43	8.049	8.049	0.000	98	89543	20.0	18.9	
87 Chlorodibromomethane	129	8.115	8.115	0.000	97	75603	20.0	19.5	
88 Ethylene Dibromide	107	8.271	8.271	0.000	98	61977	20.0	20.1	
* 89 Chlorobenzene-d5	117	8.813	8.813	0.000	86	431468	50.0	50.0	
90 Chlorobenzene	112	8.854	8.854	0.000	97	193353	20.0	20.1	
91 Ethylbenzene	106	8.953	8.953	0.000	98	108967	20.0	21.0	
92 1,1,1,2-Tetrachloroethane	131	8.969	8.969	0.000	93	79726	20.0	20.7	
93 m-Xylene & p-Xylene	106	9.109	9.109	0.000	0	135274	20.0	20.5	
94 n-Butyl acrylate	73	9.528	9.528	0.000	97	51410	20.0	21.3	
95 o-Xylene	106	9.544	9.544	0.000	96	138322	20.0	21.2	
96 Styrene	104	9.577	9.577	0.000	96	223275	20.0	21.0	
97 Amyl acetate (mixed isomer	43	9.750	9.750	0.000	91	129195	20.0	20.6	
98 Bromoform	173	9.783	9.783	0.000	97	52416	20.0	20.0	
99 Isopropylbenzene	105	9.890	9.890	0.000	96	356914	20.0	20.5	
$ 100 4-Bromofluorobenzene	174	10.070	10.070	0.000	96	205297	50.0	49.4	
101 Bromobenzene	156	10.185	10.185	0.000	89	102290	20.0	20.9	
102 1,1,2,2-Tetrachloroethane	83	10.226	10.226	0.000	95	75620	20.0	20.6	
103 N-Propylbenzene	91	10.243	10.243	0.000	100	398291	20.0	21.5	
104 1,2,3-Trichloropropane	110	10.259	10.259	0.000	94	24722	20.0	21.0	
105 trans-1,4-Dichloro-2-buten	53	10.276	10.276	0.000	88	21972	20.0	19.5	
106 2-Chlorotoluene	91	10.333	10.333	0.000	97	274196	20.0	21.3	
107 4-Ethyltoluene	105	10.333	10.333	0.000	98	362794	20.0	22.5	
108 1,3,5-Trimethylbenzene	105	10.391	10.391	0.000	93	312370	20.0	21.0	
109 4-Chlorotoluene	91	10.424	10.424	0.000	97	243518	20.0	20.2	
110 Butyl Methacrylate	87	10.465	10.465	0.000	95	100667	20.0	20.9	
111 tert-Butylbenzene	119	10.629	10.629	0.000	95	268041	20.0	21.3	
112 1,2,4-Trimethylbenzene	105	10.670	10.670	0.000	98	329815	20.0	21.5	
113 sec-Butylbenzene	105	10.785	10.785	0.000	98	394745	20.0	21.8	
114 4-Isopropyltoluene	119	10.884	10.884	0.000	97	358795	20.0	22.3	
115 1,3-Dichlorobenzene	146	10.892	10.892	0.000	97	195598	20.0	22.4	
* 116 1,4-Dichlorobenzene-d4	152	10.941	10.941	0.000	93	280051	50.0	50.0	
117 1,4-Dichlorobenzene	146	10.958	10.958	0.000	94	189872	20.0	21.1	
132 1,2,3-Trimethylbenzene	105	10.966	10.966	0.000	99	334837	NC	NC	
118 Benzyl chloride	91	11.056	11.056	0.000	99	191482	20.0	20.9	
119 2,3-Dihydroindene	117	11.106	11.106	0.000	95	335898	20.0	21.0	
120 p-Diethylbenzene	119	11.139	11.139	0.000	93	201973	20.0	20.9	
121 n-Butylbenzene	92	11.155	11.155	0.000	98	169766	20.0	22.2	
122 1,2-Dichlorobenzene	146	11.204	11.204	0.000	97	195420	20.0	21.1	
123 1,2,4,5-Tetramethylbenzene	119	11.615	11.615	0.000	97	371106	20.0	21.5	
124 1,2-Dibromo-3-Chloropropan	75	11.689	11.689	0.000	94	17046	20.0	18.9	
125 1,3,5-Trichlorobenzene	180	11.779	11.779	0.000	97	161081	20.0	21.1	
126 1,2,4-Trichlorobenzene	180	12.182	12.182	0.000	94	151816	20.0	21.5	
127 Hexachlorobutadiene	225	12.248	12.248	0.000	95	71873	20.0	21.1	
128 Naphthalene	128	12.355	12.355	0.000	99	310891	20.0	20.5	
129 1,2,3-Trichlorobenzene	180	12.519	12.519	0.000	96	127788	20.0	20.0	
S 130 1,2-Dichloroethene, Total	100				0		40.0	40.8	
S 131 Xylenes, Total	100				0		40.0	41.7	

QC Flag Legend

Processing Flags

NC - Not Calibrated

Review Flags

a - User Assigned ID

Reagents:

GASES Li_00250	Amount Added:	20.00	Units: uL	
8260MIX1COMB_00074	Amount Added:	20.00	Units: uL	
ACROLEIN W_00074	Amount Added:	4.00	Units: uL	
VOA6IS/SURR_00009	Amount Added:	5.00	Units: uL	Run Reagent

Report Date: 12-Mar-2018 17:22:34 Chrom Revision: 2.2 08-Feb-2018 13:38:42

TestAmerica Edison

Data File: \\ChromNA\Edison\ChromData\CVOAMS6\20180309-68556.b\F60585.D

Injection Date: 09-Mar-2018 10:14:30 Instrument ID: CVOAMS6 Operator ID:

Lims ID: CCVIS Worklist Smp#: 3

Client ID:

Purge Vol: 5.000 mL Dil. Factor: 1.0000 ALS Bottle#: 2

Method: 8260624W6 Limit Group: VOA - 8260C DKQP Water and Solid

Column: Rtx-624 (0.25 mm)

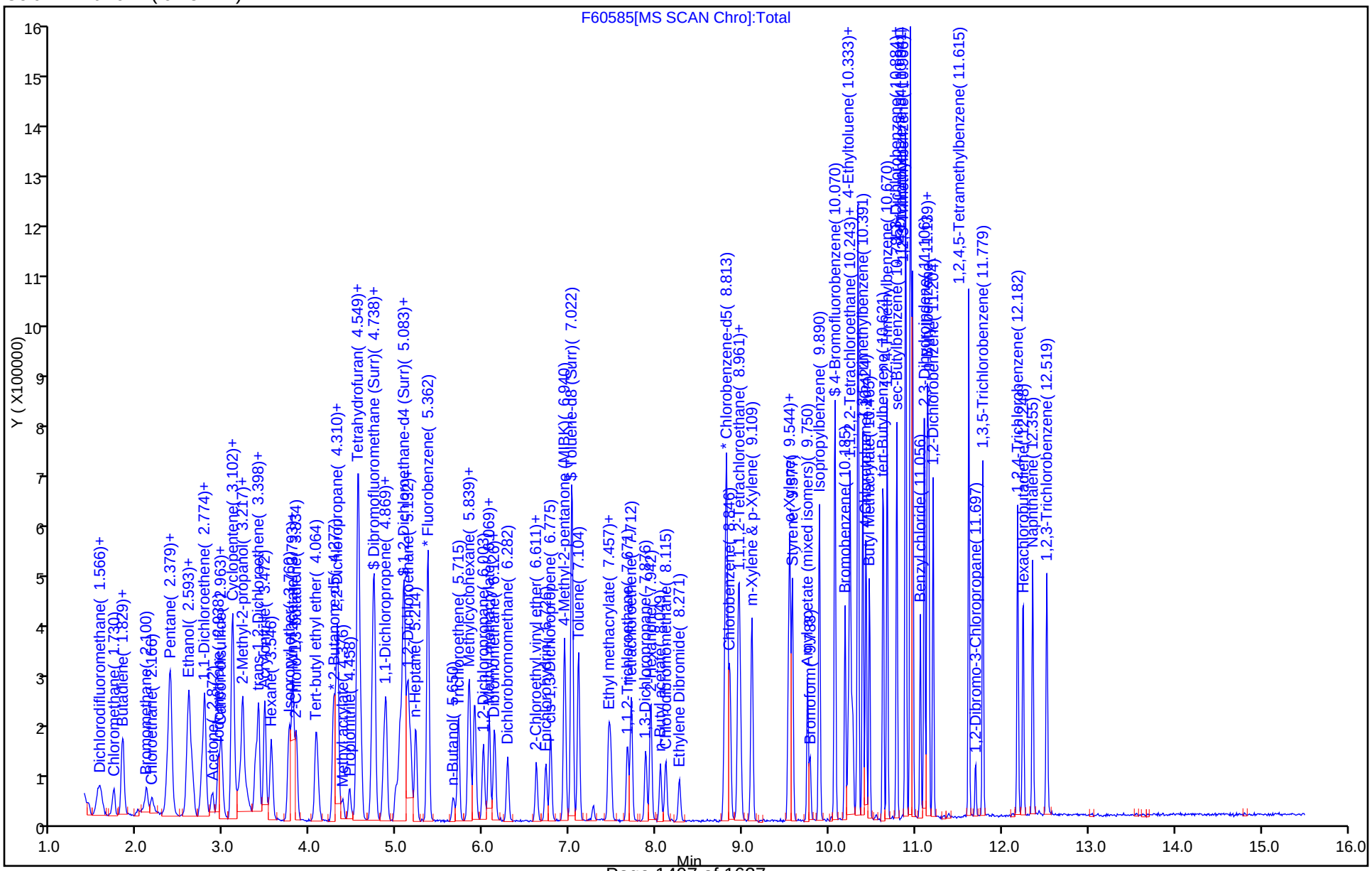

Manual Integration/User Assign Peak Report

TestAmerica Edison

Data File: \\ChromNA\Edison\ChromData\CVOAMS6\20180309-68556.b\F60585.D
Injection Date: 09-Mar-2018 10:14:30 Instrument ID: CVOAMS6
Lims ID: CCVIS
Client ID:
Operator ID: ALS Bottle#: 2 Worklist Smp#: 3
Purge Vol: 5.000 mL Dil. Factor: 1.0000
Method: 8260624W6 Limit Group: VOA - 8260C DKQP Water and Solid
Column: Rtx-624 (0.25 mm) Detector MS SCAN

25 Acetonitrile, CAS: 75-05-8

Signal: 1

Processing Integration Results

RT: 3.09
Area: 139358
Amount: 311.8346
Amount Units: ug/l

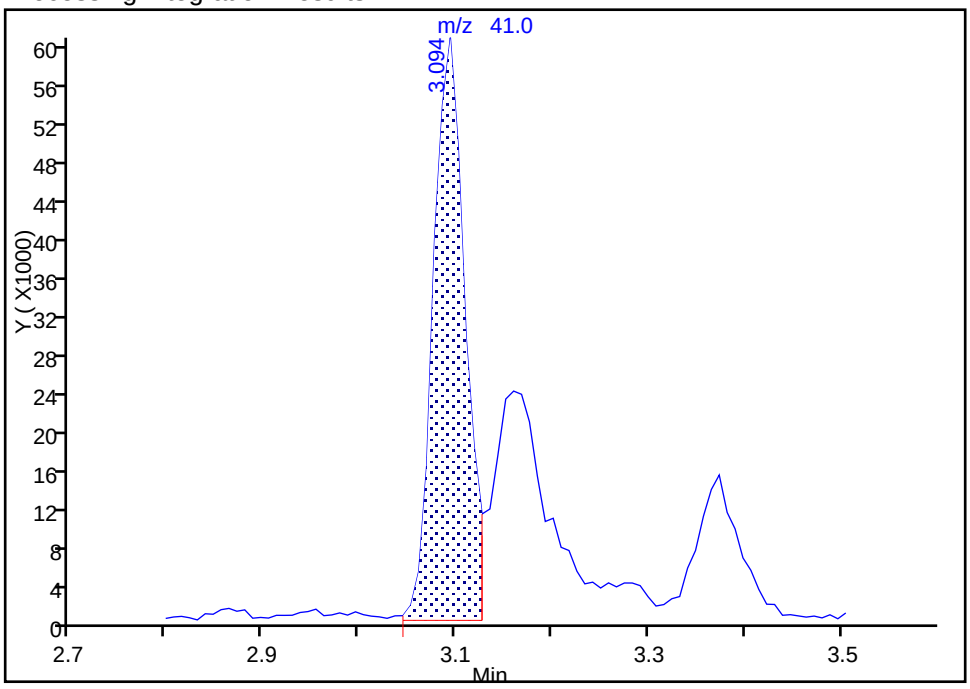

Manual Integration Results

RT: 3.16
Area: 98577
Amount: 220.5809
Amount Units: ug/l

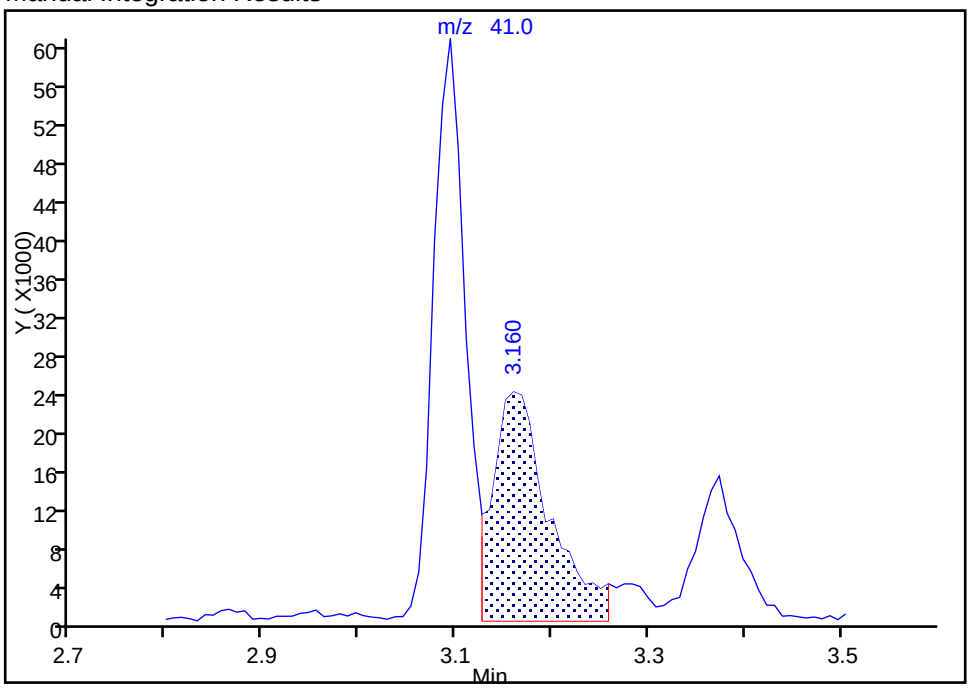

Reviewer: delpolitov, 12-Mar-2018 17:21:52
Audit Action: Assigned Compound ID Audit Reason: Peak assignment corrected

FORM VII
GC/MS VOA CONTINUING CALIBRATION DATA

Lab Name: TestAmerica Edison Job No.: 460-151079-1

SDG No.:

Lab Sample ID: CCVIS 460-502566/3 Calibration Date: 03/09/2018 23:05

Instrument ID: CVOAMS6 Calib Start Date: 03/09/2018 02:28

GC Column: Rtx-624 ID: 0.25(mm) Calib End Date: 03/09/2018 04:49

Lab File ID: F60616.D Conc. Units: ug/L Heated Purge: (Y/N) N

ANALYTE	CURVE TYPE	AVE RRF	RRF	MIN RRF	CALC AMOUNT	SPIKE AMOUNT	%D	MAX %D
Chlorotrifluoroethene	Ave	0.0859	0.0635		14.8	20.0	-26.1*	20.0
Dichlorodifluoromethane	Ave	0.5338	0.5104	0.1000	19.1	20.0	-4.4	20.0
Chloromethane	Ave	0.3885	0.3214	0.1000	16.5	20.0	-17.3	20.0
Butadiene	Ave	0.3278	0.2957		18.0	20.0	-9.8	20.0
Vinyl chloride	Ave	0.3820	0.3233	0.1000	16.9	20.0	-15.4	20.0
Bromomethane	Ave	0.2425	0.2227	0.1000	18.4	20.0	-8.2	20.0
Chloroethane	Ave	0.1922	0.1693	0.1000	17.6	20.0	-11.9	20.0
Dichlorofluoromethane	Ave	0.5503	0.5103		18.5	20.0	-7.3	20.0
Trichlorofluoromethane	Ave	0.5297	0.5608	0.1000	21.2	20.0	5.9	20.0
Pentane	Ave	1.960	2.238		45.7	40.0	14.2	20.0
Ethanol	Ave	0.0631	0.0565		716	800	-10.5	20.0
Ethyl ether	Ave	0.2790	0.2382		17.1	20.0	-14.6	20.0
2-Methyl-1,3-butadiene	Ave	0.3142	0.2557		16.3	20.0	-18.6	20.0
1,2-Dichloro-1,1,2-trifluoro ethane	Ave	0.3424	0.3282		19.2	20.0	-4.1	20.0
Acrolein	Ave	1.856	2.193		47.3	40.0	18.2	20.0
Freon TF	Ave	0.3990	0.3653	0.1000	18.3	20.0	-8.4	20.0
1,1-Dichloroethene	Ave	0.3562	0.3022	0.1000	17.0	20.0	-15.2	20.0
Acetone	Ave	0.9691	0.9172	0.0500	94.6	100	-5.4	20.0
Iodomethane	Ave	0.7244	0.6787		18.7	20.0	-6.3	20.0
Isopropyl alcohol	Ave	0.7007	0.7514		214	200	7.2	20.0
Carbon disulfide	Ave	1.137	0.998	0.1000	17.6	20.0	-12.2	20.0
3-Chloro-1-propene	Ave	0.6472	0.5738		17.7	20.0	-11.3	20.0
Methyl acetate	Ave	0.2094	0.1927	0.1000	92.0	100	-8.0	20.0
Cyclopentene	Ave	0.7720	0.6916		17.9	20.0	-10.4	20.0
Acetonitrile	Ave	1.776	1.737		196	200	-2.2	20.0
Methylene Chloride	Ave	0.3739	0.3479	0.1000	18.6	20.0	-6.9	20.0
2-Methyl-2-propanol	Ave	1.266	1.228		194	200	-3.0	20.0
MTBE	Ave	0.9539	0.9287	0.1000	19.5	20.0	-2.6	20.0
trans-1,2-Dichloroethene	Ave	0.3588	0.3247	0.1000	18.1	20.0	-9.5	20.0
Acrylonitrile	Ave	0.1050	0.0946		180	200	-9.9	20.0
Hexane	Ave	0.2753	0.2357		17.1	20.0	-14.4	20.0
Isopropyl ether	Ave	1.035	0.9306		18.0	20.0	-10.1	20.0
1,1-Dichloroethane	Ave	0.5730	0.5369	0.2000	18.7	20.0	-6.3	20.0
Vinyl acetate	Ave	0.0631	0.0526		33.3	40.0	-16.7	20.0
2-Chloro-1,3-butadiene	Ave	0.3085	0.2879		18.7	20.0	-6.7	20.0
Tert-butyl ethyl ether	Ave	1.010	0.9426		18.7	20.0	-6.7	20.0
2,2-Dichloropropane	Ave	0.1267	0.1264		20.0	20.0	-0.2	20.0
cis-1,2-Dichloroethene	Ave	0.3732	0.3562	0.1000	19.1	20.0	-4.6	20.0
2-Butanone	Lin2		0.3426	0.0500	106	100	5.9	20.0
Ethyl acetate	Ave	0.3341	0.3319		39.7	40.0	-0.7	20.0

FORM VII
GC/MS VOA CONTINUING CALIBRATION DATA

Lab Name: TestAmerica Edison Job No.: 460-151079-1

SDG No.:

Lab Sample ID: CCVIS 460-502566/3 Calibration Date: 03/09/2018 23:05

Instrument ID: CVOAMS6 Calib Start Date: 03/09/2018 02:28

GC Column: Rtx-624 ID: 0.25(mm) Calib End Date: 03/09/2018 04:49

Lab File ID: F60616.D Conc. Units: ug/L Heated Purge: (Y/N) N

ANALYTE	CURVE TYPE	AVE RRF	RRF	MIN RRF	CALC AMOUNT	SPIKE AMOUNT	%D	MAX %D
Methyl acrylate	Ave	0.3003	0.2739		18.2	20.0	-8.8	20.0
Propionitrile	Ave	1.498	1.621		216	200	8.2	20.0
Bromochloromethane	Ave	0.2002	0.2008		20.1	20.0	0.3	20.0
Tetrahydrofuran	Ave	0.3647	0.3340		36.6	40.0	-8.4	20.0
Methacrylonitrile	Ave	0.1022	0.1077		211	200	5.4	20.0
Chloroform	Ave	0.5808	0.5472	0.2000	18.8	20.0	-5.8	20.0
Cyclohexane	Ave	0.5015	0.4819	0.1000	19.2	20.0	-3.9	20.0
1,1,1-Trichloroethane	Ave	0.5630	0.5411	0.1000	19.2	20.0	-3.9	20.0
Carbon tetrachloride	Ave	0.5405	0.5075	0.1000	18.8	20.0	-6.1	20.0
1,1-Dichloropropene	Ave	0.4187	0.3917		18.7	20.0	-6.4	20.0
Isobutyl alcohol	Ave	0.4238	0.5115		603	500	20.7*	20.0
Benzene	Ave	1.446	1.331	0.5000	18.4	20.0	-7.9	20.0
Isopropyl acetate	Ave	0.8741	0.7802		17.9	20.0	-10.7	20.0
Tert-amyl methyl ether	Ave	1.045	0.9654		18.5	20.0	-7.6	20.0
1,2-Dichloroethane	Ave	0.4256	0.4034	0.1000	19.0	20.0	-5.2	20.0
n-Heptane	Ave	0.2128	0.1932		18.2	20.0	-9.2	20.0
n-Butanol	Ave	0.3002	0.2682		447	500	-10.7	20.0
Trichloroethene	Ave	0.3366	0.3225	0.2000	19.2	20.0	-4.2	20.0
Ethyl acrylate	Ave	0.7192	0.6679		18.6	20.0	-7.1	20.0
Methylcyclohexane	Ave	0.5767	0.5455	0.1000	18.9	20.0	-5.4	20.0
1,2-Dichloropropane	Ave	0.2924	0.2691	0.1000	18.4	20.0	-7.9	20.0
Methyl methacrylate	Ave	0.0778	0.0822		42.2	40.0	5.6	20.0
1,4-Dioxane	Ave	1.216	1.303		429	400	7.2	20.0
n-Propyl acetate	Ave	0.3349	0.3242		19.4	20.0	-3.2	20.0
Dibromomethane	Ave	0.1952	0.1969		20.2	20.0	0.9	20.0
Bromodichloromethane	Ave	0.4048	0.4023	0.2000	19.9	20.0	-0.6	20.0
2-Chloroethyl vinyl ether	Ave	0.1393	0.1287		18.5	20.0	-7.6	20.0
2-Nitropropane	QuaF		0.0724		36.9	40.0	-7.8	20.0
Epichlorohydrin	QuaF		0.2635		450	400	12.4	20.0
cis-1,3-Dichloropropene	Ave	0.5837	0.5419	0.2000	18.6	20.0	-7.2	20.0
4-Methyl-2-pentanone	Ave	2.693	2.687	0.0500	99.8	100	-0.2	20.0
Toluene	Ave	1.579	1.457	0.4000	18.4	20.0	-7.8	20.0
trans-1,3-Dichloropropene	Ave	0.5291	0.4894	0.1000	18.5	20.0	-7.5	20.0
Ethyl methacrylate	Ave	0.4263	0.4134		19.4	20.0	-3.0	20.0
1,1,2-Trichloroethane	Ave	0.2841	0.2460	0.1000	17.3	20.0	-13.4	20.0
Tetrachloroethene	Ave	0.4912	0.4971	0.2000	20.2	20.0	1.2	20.0
1,3-Dichloropropane	Ave	0.5264	0.4937		18.8	20.0	-6.2	20.0
2-Hexanone	Ave	1.752	1.736	0.0500	99.1	100	-0.9	20.0
n-Butyl acetate	Ave	0.5477	0.4619		16.9	20.0	-15.7	20.0
Dibromochloromethane	Ave	0.4494	0.4138	0.1000	18.4	20.0	-7.9	20.0
1,2-Dibromoethane	Ave	0.3574	0.3466	0.1000	19.4	20.0	-3.0	20.0

FORM VII
GC/MS VOA CONTINUING CALIBRATION DATA

Lab Name: TestAmerica Edison Job No.: 460-151079-1

SDG No.:

Lab Sample ID: CCVIS 460-502566/3 Calibration Date: 03/09/2018 23:05

Instrument ID: CVOAMS6 Calib Start Date: 03/09/2018 02:28

GC Column: Rtx-624 ID: 0.25(mm) Calib End Date: 03/09/2018 04:49

Lab File ID: F60616.D Conc. Units: ug/L Heated Purge: (Y/N) N

ANALYTE	CURVE TYPE	AVE RRF	RRF	MIN RRF	CALC AMOUNT	SPIKE AMOUNT	%D	MAX %D
Chlorobenzene	Ave	1.113	1.086	0.5000	19.5	20.0	-2.4	20.0
Ethylbenzene	Ave	0.6023	0.5561	0.1000	18.5	20.0	-7.7	20.0
1,1,1,2-Tetrachloroethane	Ave	0.4458	0.4361		19.6	20.0	-2.2	20.0
m&p-Xylene	Ave	0.7651	0.7159	0.1000	18.7	20.0	-6.4	20.0
n-Butyl acrylate	Ave	0.2794	0.2806		20.1	20.0	0.4	20.0
o-Xylene	Ave	0.7549	0.7543	0.3000	20.0	20.0	-0.0	20.0
Styrene	Ave	1.235	1.227	0.3000	19.9	20.0	-0.7	20.0
Amyl acetate (mixed isomers)	Ave	1.121	0.9722		17.3	20.0	-13.3	20.0
Bromoform	Ave	0.3039	0.3113	0.1000	20.5	20.0	2.4	20.0
Isopropylbenzene	Ave	2.017	1.935	0.1000	19.2	20.0	-4.1	20.0
Bromobenzene	Ave	0.8752	0.8365		19.1	20.0	-4.4	20.0
1,1,2,2-Tetrachloroethane	Ave	0.6566	0.6196	0.3000	18.9	20.0	-5.6	20.0
N-Propylbenzene	Ave	3.313	3.111		18.8	20.0	-6.1	20.0
1,2,3-Trichloropropane	Ave	0.2098	0.2059		19.6	20.0	-1.9	20.0
trans-1,4-Dichloro-2-butene	Ave	0.2010	0.1783		17.7	20.0	-11.3	20.0
2-Chlorotoluene	Ave	2.298	2.214		19.3	20.0	-3.7	20.0
4-Ethyltoluene	Ave	2.885	2.872		19.9	20.0	-0.5	20.0
1,3,5-Trimethylbenzene	Ave	2.661	2.532		19.0	20.0	-4.8	20.0
4-Chlorotoluene	Ave	2.150	1.959		18.2	20.0	-8.9	20.0
Butyl Methacrylate	Ave	0.8589	0.7982		18.6	20.0	-7.1	20.0
tert-Butylbenzene	Ave	2.244	2.149		19.2	20.0	-4.2	20.0
1,2,4-Trimethylbenzene	Ave	2.734	2.629		19.2	20.0	-3.8	20.0
sec-Butylbenzene	Ave	3.229	3.147		19.5	20.0	-2.6	20.0
4-Isopropyltoluene	Ave	2.879	2.827		19.6	20.0	-1.8	20.0
1,3-Dichlorobenzene	Ave	1.558	1.612	0.6000	20.7	20.0	3.4	20.0
1,4-Dichlorobenzene	Ave	1.610	1.608	0.5000	20.0	20.0	-0.1	20.0
Benzyl chloride	Ave	1.638	1.417		17.3	20.0	-13.5	20.0
Indan	Ave	2.857	2.819		19.7	20.0	-1.3	20.0
p-Diethylbenzene	Ave	1.726	1.625		18.8	20.0	-5.9	20.0
n-Butylbenzene	Ave	1.363	1.286		18.9	20.0	-5.7	20.0
1,2-Dichlorobenzene	Ave	1.652	1.628	0.4000	19.7	20.0	-1.5	20.0
1,2,4,5-Tetramethylbenzene	Ave	3.086	3.032		19.7	20.0	-1.7	20.0
1,2-Dibromo-3-Chloropropane	QuaF		0.1469	0.0500	18.2	20.0	-9.0	20.0
1,3,5-Trichlorobenzene	Ave	1.365	1.376		20.2	20.0	0.8	20.0
1,2,4-Trichlorobenzene	Ave	1.263	1.242	0.2000	19.7	20.0	-1.7	20.0
Hexachlorobutadiene	Ave	0.6090	0.5746		18.9	20.0	-5.7	20.0
Naphthalene	Ave	2.701	2.564		19.0	20.0	-5.1	20.0
1,2,3-Trichlorobenzene	Ave	1.142	1.105		19.3	20.0	-3.3	20.0
Dibromofluoromethane (Surr)	Ave	0.2896	0.3002		51.8	50.0	3.7	20.0
1,2-Dichloroethane-d4 (Surr)	Ave	0.3083	0.3072		49.8	50.0	-0.3	20.0
Toluene-d8 (Surr)	Ave	1.213	1.184		48.8	50.0	-2.4	20.0

FORM VII
GC/MS VOA CONTINUING CALIBRATION DATA

Lab Name: TestAmerica Edison Job No.: 460-151079-1

SDG No.:

Lab Sample ID: CCVIS 460-502566/3 Calibration Date: 03/09/2018 23:05

Instrument ID: CVOAMS6 Calib Start Date: 03/09/2018 02:28

GC Column: Rtx-624 ID: 0.25(mm) Calib End Date: 03/09/2018 04:49

Lab File ID: F60616.D Conc. Units: ug/L Heated Purge: (Y/N) N

ANALYTE	CURVE TYPE	AVE RRF	RRF	MIN RRF	CALC AMOUNT	SPIKE AMOUNT	%D	MAX %D
Bromofluorobenzene	Ave	0.4818	0.4963		51.5	50.0	3.0	20.0

TestAmerica Edison
Target Compound Quantitation Report

Data File: \\ChromNA\Edison\ChromData\CVOAMS6\20180309-68582.b\F60616.D
Lims ID: CCVIS
Client ID:
Sample Type: CCVIS
Inject. Date: 09-Mar-2018 23:05:30 ALS Bottle#: 2 Worklist Smp#: 3
Purge Vol: 5.000 mL Dil. Factor: 1.0000
Sample Info: CCVIS
Misc. Info.: 460-0068582-003
Operator ID: Instrument ID: CVOAMS6
Sublist: chrom-8260624W6*sub42

Method: \\ChromNA\Edison\ChromData\CVOAMS6\20180309-68582.b\8260624W6.m
Limit Group: VOA - 8260C DKQP Water and Solid
Last Update: 12-Mar-2018 06:59:02 Calib Date: 09-Mar-2018 04:49:30
Integrator: RTE ID Type: Deconvolution ID
Quant Method: Internal Standard Quant By: Initial Calibration
Last ICal File: \\ChromNA\Edison\ChromData\CVOAMS6\20180309-68530.b\F60575.D

Column 1 : Rtx-624 (0.25 mm) Det: MS SCAN
Process Host: XAWRK007

First Level Reviewer: starzecm Date: 09-Mar-2018 23:37:13

Compound	Sig	RT (min.)	Exp RT (min.)	Dlt RT (min.)	Q	Response	Cal Amt ug/l	OnCol Amt ug/l	Flags
1 Chlorotrifluoroethene	66	1.566	1.566	0.000	87	13531	20.0	14.8	
2 Dichlorodifluoromethane	85	1.590	1.590	0.000	99	108793	20.0	19.1	
3 Chloromethane	50	1.738	1.738	0.000	98	68504	20.0	16.5	
5 Butadiene	54	1.837	1.837	0.000	98	63027	20.0	18.0	
4 Vinyl chloride	62	1.845	1.845	0.000	88	68912	20.0	16.9	
6 Bromomethane	94	2.125	2.125	0.000	97	47465	20.0	18.4	
7 Chloroethane	64	2.190	2.190	0.000	98	36089	20.0	17.6	
8 Dichlorofluoromethane	67	2.371	2.371	0.000	97	108777	20.0	18.5	
9 Trichlorofluoromethane	101	2.379	2.379	0.000	66	119545	20.0	21.2	
10 Pentane	72	2.396	2.396	0.000	97	21633	40.0	45.7	
11 Ethanol	46	2.544	2.544	0.000	92	10919	800.0	715.6	
12 Ethyl ether	59	2.585	2.585	0.000	93	50767	20.0	17.1	
13 2-Methyl-1,3-butadiene	53	2.609	2.609	0.000	97	54508	20.0	16.3	
14 1,2-Dichloro-1,1,2-trifluo	117	2.634	2.634	0.000	85	69961	20.0	19.2	
15 Acrolein	56	2.757	2.757	0.000	75	21199	40.0	47.3	
16 1,1,2-Trichloro-1,2,2-trif	101	2.774	2.774	0.000	93	77872	20.0	18.3	
17 1,1-Dichloroethene	96	2.790	2.790	0.000	98	64405	20.0	17.0	
18 Acetone	43	2.881	2.881	0.000	85	87796	100.0	94.6	
19 Iodomethane	142	2.946	2.946	0.000	99	144677	20.0	18.7	
20 Isopropyl alcohol	45	2.963	2.963	0.000	29	36311	200.0	214.5	
21 Carbon disulfide	76	2.987	2.987	0.000	100	212697	20.0	17.6	
22 3-Chloro-1-propene	41	3.102	3.102	0.000	76	122301	20.0	17.7	
24 Methyl acetate	43	3.111	3.111	0.000	99	205352	100.0	92.0	
23 Cyclopentene	67	3.127	3.127	0.000	89	147411	20.0	17.9	
25 Acetonitrile	41	3.168	3.168	0.000	93	83916	200.0	195.6	a
* 26 TBA-d9 (IS)	65	3.217	3.217	0.000	0	241622	1000.0	1000.0	
27 Methylene Chloride	84	3.234	3.234	0.000	89	74166	20.0	18.6	
28 2-Methyl-2-propanol	59	3.291	3.291	0.000	94	59366	200.0	194.1	
29 Methyl tert-butyl ether	73	3.382	3.382	0.000	95	197950	20.0	19.5	
30 trans-1,2-Dichloroethene	96	3.415	3.415	0.000	93	69206	20.0	18.1	

Compound	Sig	RT (min.)	Exp RT (min.)	Dlt RT (min.)	Q	Response	Cal Amt ug/l	OnCol Amt ug/l	Flags
31 Acrylonitrile	53	3.480	3.480	0.000	94	201692	200.0	180.1	
32 Hexane	43	3.563	3.563	0.000	91	50249	20.0	17.1	
33 Isopropyl ether	45	3.768	3.768	0.000	96	198362	20.0	18.0	
34 1,1-Dichloroethane	63	3.809	3.809	0.000	98	114436	20.0	18.7	
35 Vinyl acetate	86	3.809	3.809	0.000	99	22411	40.0	33.3	
36 2-Chloro-1,3-butadiene	88	3.850	3.850	0.000	93	61371	20.0	18.7	
37 Tert-butyl ethyl ether	59	4.080	4.080	0.000	91	200912	20.0	18.7	
* 38 2-Butanone-d5	46	4.277	4.277	0.000	0	239311	250.0	250.0	
39 2,2-Dichloropropane	97	4.302	4.302	0.000	96	26943	20.0	20.0	
40 cis-1,2-Dichloroethene	96	4.318	4.318	0.000	98	75917	20.0	19.1	
42 Ethyl acetate	70	4.327	4.327	0.000	96	12709	40.0	39.7	
41 2-Butanone (MEK)	72	4.327	4.327	0.000	96	32791	100.0	105.9	
43 Methyl acrylate	55	4.384	4.384	0.000	99	48697	20.0	18.2	
44 Propionitrile	54	4.466	4.466	0.000	97	78334	200.0	216.5	
45 Chlorobromomethane	128	4.549	4.549	0.000	74	42799	20.0	20.1	
46 Tetrahydrofuran	72	4.549	4.549	0.000	61	12789	40.0	36.6	
47 Methacrylonitrile	67	4.565	4.565	0.000	91	229665	200.0	210.9	
48 Chloroform	83	4.598	4.598	0.000	97	116633	20.0	18.8	
49 Cyclohexane	84	4.729	4.729	0.000	91	102710	20.0	19.2	
50 1,1,1-Trichloroethane	97	4.746	4.746	0.000	95	115347	20.0	19.2	
$ 51 Dibromofluoromethane (Surr	113	4.754	4.754	0.000	97	159966	50.0	51.8	
52 Carbon tetrachloride	117	4.861	4.861	0.000	97	108174	20.0	18.8	
53 1,1-Dichloropropene	75	4.885	4.885	0.000	94	83503	20.0	18.7	
54 Isobutyl alcohol	43	5.000	5.000	0.000	98	61791	500.0	603.5	
55 Benzene	78	5.083	5.083	0.000	96	236610	20.0	18.4	
$ 56 1,2-Dichloroethane-d4 (Sur	65	5.099	5.099	0.000	0	163728	50.0	49.8	
57 Isopropyl acetate	43	5.132	5.132	0.000	95	166307	20.0	17.9	
58 Tert-amyl methyl ether	73	5.140	5.140	0.000	97	205783	20.0	18.5	
59 1,2-Dichloroethane	62	5.173	5.173	0.000	98	85982	20.0	19.0	
60 n-Heptane	57	5.231	5.231	0.000	90	41176	20.0	18.2	
* 61 Fluorobenzene	96	5.370	5.370	0.000	99	532895	50.0	50.0	
62 n-Butanol	56	5.658	5.658	0.000	92	32399	500.0	446.6	
63 Trichloroethene	95	5.724	5.724	0.000	93	68739	20.0	19.2	
65 Ethyl acrylate	55	5.839	5.839	0.000	93	142374	20.0	18.6	
64 Methylcyclohexane	83	5.847	5.847	0.000	90	116266	20.0	18.9	
66 1,2-Dichloropropane	63	6.003	6.003	0.000	83	57370	20.0	18.4	
* 67 1,4-Dioxane-d8	96	6.060	6.060	0.000	0	26313	1000.0	1000.0	
68 Methyl methacrylate	100	6.077	6.077	0.000	85	35036	40.0	42.2	
69 1,4-Dioxane	88	6.126	6.126	0.000	27	13719	400.0	428.7	
70 n-Propyl acetate	43	6.134	6.134	0.000	97	69115	20.0	19.4	
71 Dibromomethane	93	6.143	6.143	0.000	90	41970	20.0	20.2	
72 Dichlorobromomethane	83	6.291	6.291	0.000	99	85748	20.0	19.9	
73 2-Nitropropane	41	6.619	6.619	0.000	83	30879	40.0	36.9	
74 2-Chloroethyl vinyl ether	63	6.619	6.619	0.000	68	27432	20.0	18.5	
75 Epichlorohydrin	57	6.726	6.726	0.000	99	100888	400.0	449.8	
76 cis-1,3-Dichloropropene	75	6.784	6.784	0.000	92	96334	20.0	18.6	
77 4-Methyl-2-pentanone (MIBK	43	6.948	6.948	0.000	96	257190	100.0	99.8	
$ 78 Toluene-d8 (Surr)	98	7.030	7.030	0.000	99	526197	50.0	48.8	
79 Toluene	91	7.112	7.112	0.000	93	258958	20.0	18.4	
80 trans-1,3-Dichloropropene	75	7.457	7.457	0.000	98	86991	20.0	18.5	
81 Ethyl methacrylate	69	7.482	7.482	0.000	87	73490	20.0	19.4	
82 1,1,2-Trichloroethane	83	7.671	7.671	0.000	93	43729	20.0	17.3	

Compound	Sig	RT (min.)	Exp RT (min.)	Dlt RT (min.)	Q	Response	Cal Amt ug/l	OnCol Amt ug/l	Flags
83 Tetrachloroethene	166	7.720	7.720	0.000	94	88366	20.0	20.2	
84 1,3-Dichloropropane	76	7.885	7.885	0.000	93	87756	20.0	18.8	
85 2-Hexanone	43	7.942	7.942	0.000	96	166220	100.0	99.1	
86 n-Butyl acetate	43	8.057	8.057	0.000	98	82115	20.0	16.9	
87 Chlorodibromomethane	129	8.115	8.115	0.000	97	73559	20.0	18.4	
88 Ethylene Dibromide	107	8.271	8.271	0.000	98	61620	20.0	19.4	
* 89 Chlorobenzene-d5	117	8.821	8.821	0.000	85	444420	50.0	50.0	
90 Chlorobenzene	112	8.854	8.854	0.000	98	193082	20.0	19.5	
91 Ethylbenzene	106	8.961	8.961	0.000	98	98863	20.0	18.5	
92 1,1,1,2-Tetrachloroethane	131	8.977	8.977	0.000	92	77524	20.0	19.6	
93 m-Xylene & p-Xylene	106	9.109	9.109	0.000	0	127257	20.0	18.7	
94 n-Butyl acrylate	73	9.528	9.528	0.000	96	49884	20.0	20.1	
95 o-Xylene	106	9.553	9.553	0.000	94	134082	20.0	20.0	
96 Styrene	104	9.577	9.577	0.000	96	218069	20.0	19.9	
97 Amyl acetate (mixed isomer	43	9.750	9.750	0.000	91	115819	20.0	17.3	
98 Bromoform	173	9.783	9.783	0.000	98	55331	20.0	20.5	
99 Isopropylbenzene	105	9.890	9.890	0.000	95	343993	20.0	19.2	
$ 100 4-Bromofluorobenzene	174	10.070	10.070	0.000	95	220565	50.0	51.5	
101 Bromobenzene	156	10.185	10.185	0.000	89	99656	20.0	19.1	
102 1,1,2,2-Tetrachloroethane	83	10.226	10.226	0.000	97	73816	20.0	18.9	
103 N-Propylbenzene	91	10.243	10.243	0.000	99	370665	20.0	18.8	
104 1,2,3-Trichloropropane	110	10.268	10.268	0.000	95	24523	20.0	19.6	
105 trans-1,4-Dichloro-2-buten	53	10.276	10.276	0.000	90	21240	20.0	17.7	
106 2-Chlorotoluene	91	10.333	10.333	0.000	97	263769	20.0	19.3	
107 4-Ethyltoluene	105	10.341	10.341	0.000	98	342143	20.0	19.9	
108 1,3,5-Trimethylbenzene	105	10.391	10.391	0.000	93	301686	20.0	19.0	
109 4-Chlorotoluene	91	10.432	10.432	0.000	96	233414	20.0	18.2	
110 Butyl Methacrylate	87	10.473	10.473	0.000	92	95093	20.0	18.6	
111 tert-Butylbenzene	119	10.629	10.629	0.000	95	255995	20.0	19.2	
112 1,2,4-Trimethylbenzene	105	10.670	10.670	0.000	97	313230	20.0	19.2	
113 sec-Butylbenzene	105	10.785	10.785	0.000	99	374885	20.0	19.5	
114 4-Isopropyltoluene	119	10.884	10.884	0.000	97	336804	20.0	19.6	
115 1,3-Dichlorobenzene	146	10.892	10.892	0.000	97	192016	20.0	20.7	
* 116 1,4-Dichlorobenzene-d4	152	10.941	10.941	0.000	93	297833	50.0	50.0	
117 1,4-Dichlorobenzene	146	10.958	10.958	0.000	95	191520	20.0	20.0	
132 1,2,3-Trimethylbenzene	105	10.966	10.966	0.000	99	322451	NC	NC	
118 Benzyl chloride	91	11.056	11.056	0.000	99	168764	20.0	17.3	
119 2,3-Dihydroindene	117	11.106	11.106	0.000	94	335871	20.0	19.7	
120 p-Diethylbenzene	119	11.139	11.139	0.000	96	193560	20.0	18.8	
121 n-Butylbenzene	92	11.155	11.155	0.000	98	153199	20.0	18.9	
122 1,2-Dichlorobenzene	146	11.204	11.204	0.000	98	193982	20.0	19.7	
123 1,2,4,5-Tetramethylbenzene	119	11.615	11.615	0.000	97	361229	20.0	19.7	
124 1,2-Dibromo-3-Chloropropan	75	11.689	11.689	0.000	92	17503	20.0	18.2	
125 1,3,5-Trichlorobenzene	180	11.771	11.771	0.000	97	163885	20.0	20.2	
126 1,2,4-Trichlorobenzene	180	12.174	12.174	0.000	94	147960	20.0	19.7	
127 Hexachlorobutadiene	225	12.240	12.240	0.000	96	68450	20.0	18.9	
128 Naphthalene	128	12.346	12.346	0.000	99	305419	20.0	19.0	
129 1,2,3-Trichlorobenzene	180	12.511	12.511	0.000	96	131603	20.0	19.3	
S 130 1,2-Dichloroethene, Total	100				0		40.0	37.2	
S 131 Xylenes, Total	100				0		40.0	38.7	

QC Flag Legend

Processing Flags

NC - Not Calibrated

Review Flags

a - User Assigned ID

Reagents:

GASES Li_00250	Amount Added:	20.00	Units: uL	
8260MIX1COMB_00074	Amount Added:	20.00	Units: uL	
ACROLEIN W_00074	Amount Added:	4.00	Units: uL	
VOA6IS/SURR_00009	Amount Added:	5.00	Units: uL	Run Reagent

Report Date: 12-Mar-2018 06:59:04 Chrom Revision: 2.2 08-Feb-2018 13:38:42

TestAmerica Edison

Data File: \\ChromNA\Edison\ChromData\CVOAMS6\20180309-68582.b\F60616.D

Injection Date: 09-Mar-2018 23:05:30 Instrument ID: CVOAMS6 Operator ID:

Lims ID: CCVIS Worklist Smp#: 3

Client ID:

Purge Vol: 5.000 mL Dil. Factor: 1.0000 ALS Bottle#: 2

Method: 8260624W6 Limit Group: VOA - 8260C DKQP Water and Solid

Column: Rtx-624 (0.25 mm)

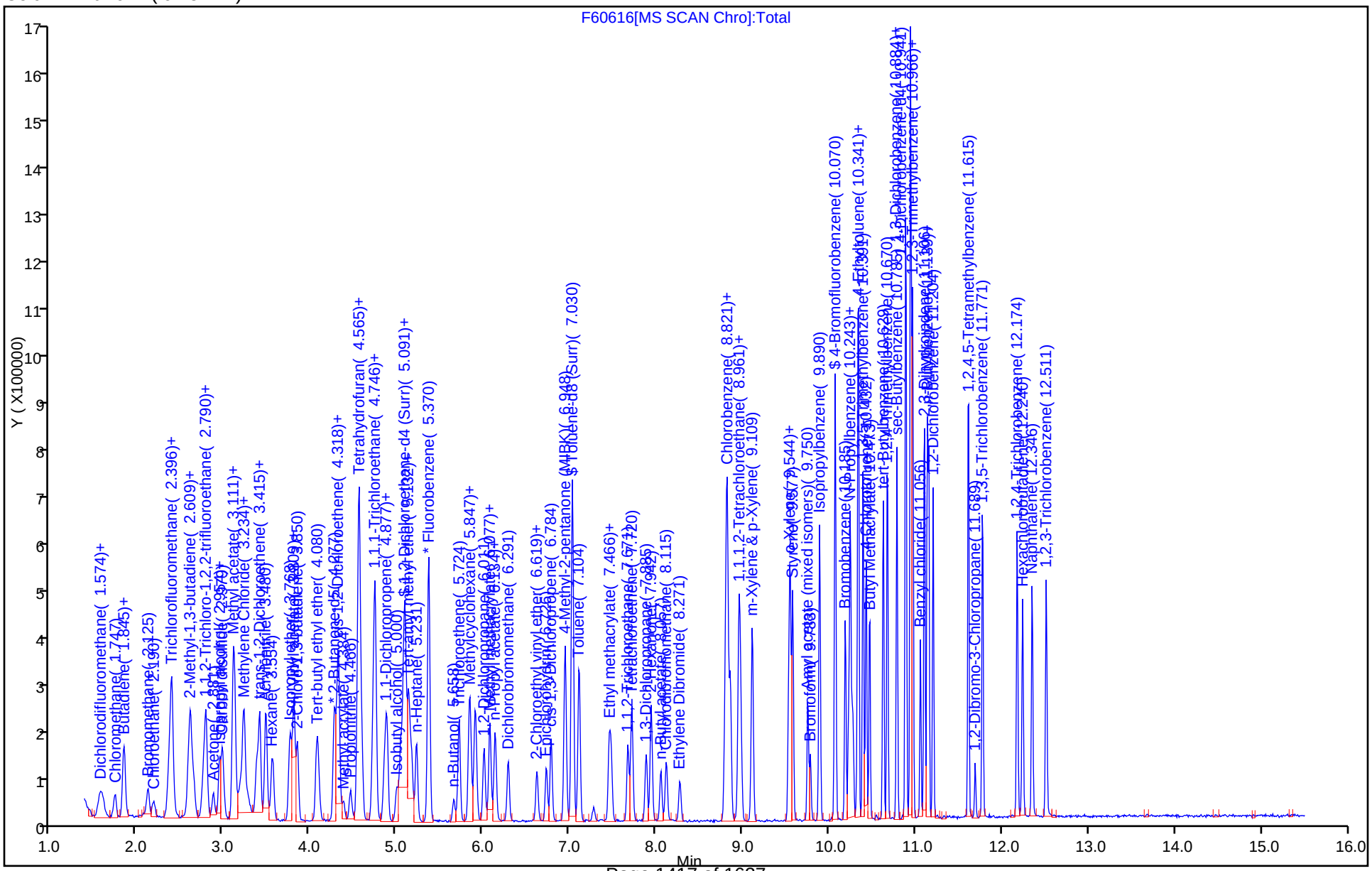

Manual Integration/User Assign Peak Report

TestAmerica Edison

Data File: \\ChromNA\Edison\ChromData\CVOAMS6\20180309-68582.b\F60616.D
Injection Date: 09-Mar-2018 23:05:30 Instrument ID: CVOAMS6
Lims ID: CCVIS
Client ID:
Operator ID: ALS Bottle#: 2 Worklist Smp#: 3
Purge Vol: 5.000 mL Dil. Factor: 1.0000
Method: 8260624W6 Limit Group: VOA - 8260C DKQP Water and Solid
Column: Rtx-624 (0.25 mm) Detector MS SCAN

25 Acetonitrile, CAS: 75-05-8

Signal: 1

Processing Integration Results

RT: 3.10
Area: 121437
Amount: 283.0428
Amount Units: ug/l

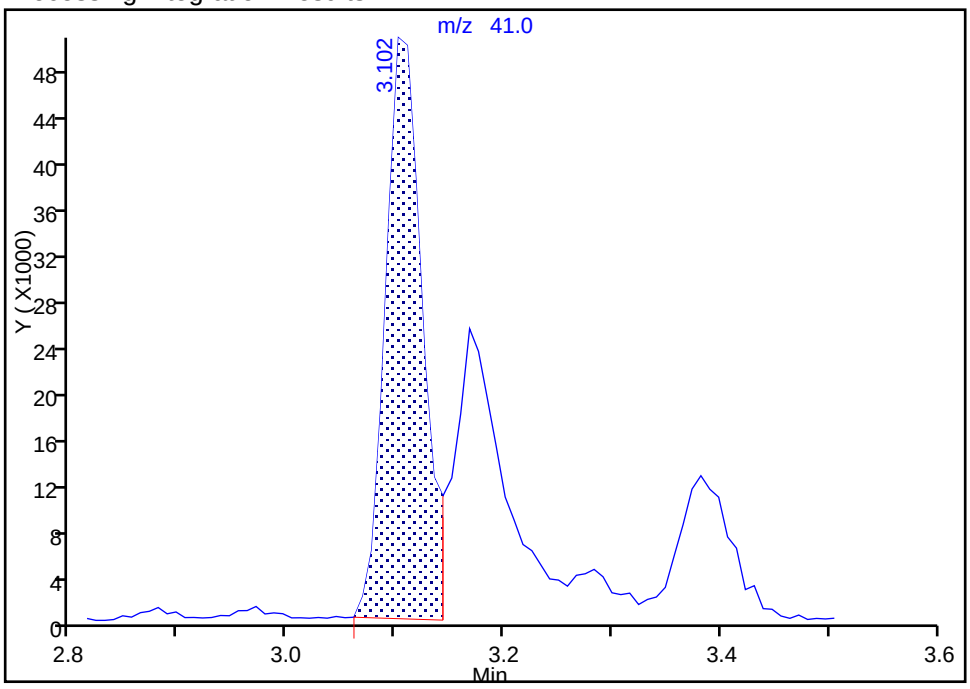

Manual Integration Results

RT: 3.17
Area: 83916
Amount: 195.5897
Amount Units: ug/l

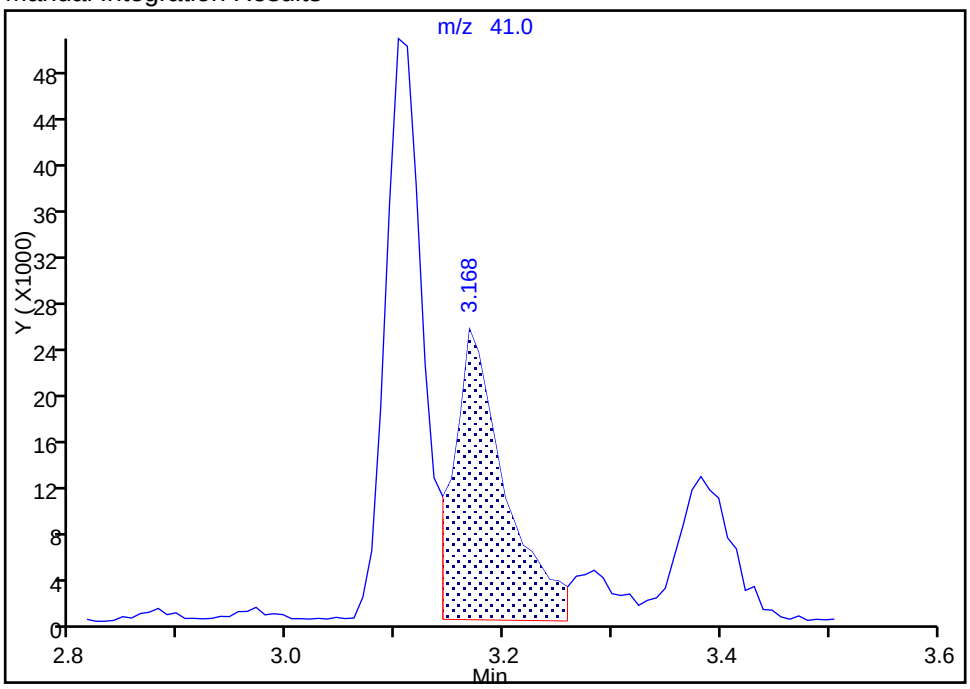

Reviewer: moroneyc, 12-Mar-2018 06:38:39
Audit Action: Assigned Compound ID Audit Reason: Peak assignment corrected

FORM VII
GC/MS VOA CONTINUING CALIBRATION DATA

Lab Name: TestAmerica Edison Job No.: 460-151079-1

SDG No.:

Lab Sample ID: CCVIS 460-502852/3 Calibration Date: 03/12/2018 06:06

Instrument ID: CVOAMS6 Calib Start Date: 03/09/2018 02:28

GC Column: Rtx-624 ID: 0.25(mm) Calib End Date: 03/09/2018 04:49

Lab File ID: F60645.D Conc. Units: ug/L Heated Purge: (Y/N) N

ANALYTE	CURVE TYPE	AVE RRF	RRF	MIN RRF	CALC AMOUNT	SPIKE AMOUNT	%D	MAX %D
Chlorotrifluoroethene	Ave	0.0859	0.0848		19.7	20.0	-1.3	20.0
Dichlorodifluoromethane	Ave	0.5338	0.6430	0.1000	24.1	20.0	20.5*	20.0
Chloromethane	Ave	0.3885	0.3815	0.1000	19.6	20.0	-1.8	20.0
Butadiene	Ave	0.3278	0.3335		20.4	20.0	1.8	20.0
Vinyl chloride	Ave	0.3820	0.3994	0.1000	20.9	20.0	4.6	20.0
Bromomethane	Ave	0.2425	0.2149	0.1000	17.7	20.0	-11.4	20.0
Chloroethane	Ave	0.1922	0.1741	0.1000	18.1	20.0	-9.4	20.0
Dichlorofluoromethane	Ave	0.5503	0.5404		19.6	20.0	-1.8	20.0
Trichlorofluoromethane	Ave	0.5297	0.6336	0.1000	23.9	20.0	19.6	20.0
Pentane	Ave	1.960	2.622		53.5	40.0	33.8*	20.0
Ethanol	Ave	0.0631	0.0628		796	800	-0.5	20.0
Ethyl ether	Ave	0.2790	0.2518		18.0	20.0	-9.8	20.0
2-Methyl-1,3-butadiene	Ave	0.3142	0.3036		19.3	20.0	-3.4	20.0
1,2-Dichloro-1,1,2-trifluoro ethane	Ave	0.3424	0.3632		21.2	20.0	6.1	20.0
Acrolein	Ave	1.856	1.690		36.4	40.0	-8.9	20.0
Freon TF	Ave	0.3990	0.4278	0.1000	21.4	20.0	7.2	20.0
1,1-Dichloroethene	Ave	0.3562	0.3535	0.1000	19.8	20.0	-0.8	20.0
Acetone	Ave	0.9691	0.9401	0.0500	97.0	100	-3.0	20.0
Iodomethane	Ave	0.7244	0.7934		21.9	20.0	9.5	20.0
Isopropyl alcohol	Ave	0.7007	0.7178		205	200	2.4	20.0
Carbon disulfide	Ave	1.137	1.152	0.1000	20.3	20.0	1.3	20.0
3-Chloro-1-propene	Ave	0.6472	0.6077		18.8	20.0	-6.1	20.0
Methyl acetate	Ave	0.2094	0.1884	0.1000	90.0	100	-10.0	20.0
Cyclopentene	Ave	0.7720	0.7985		20.7	20.0	3.4	20.0
Acetonitrile	Ave	1.776	1.842		207	200	3.7	20.0
Methylene Chloride	Ave	0.3739	0.3614	0.1000	19.3	20.0	-3.3	20.0
2-Methyl-2-propanol	Ave	1.266	1.242		196	200	-1.9	20.0
MTBE	Ave	0.9539	0.9755	0.1000	20.5	20.0	2.3	20.0
trans-1,2-Dichloroethene	Ave	0.3588	0.3740	0.1000	20.8	20.0	4.2	20.0
Acrylonitrile	Ave	0.1050	0.0991		189	200	-5.6	20.0
Hexane	Ave	0.2753	0.2722		19.8	20.0	-1.1	20.0
Vinyl acetate	Ave	0.0631	0.0451		28.6	40.0	-28.5*	20.0
Isopropyl ether	Ave	1.035	0.9202		17.8	20.0	-11.1	20.0
1,1-Dichloroethane	Ave	0.5730	0.5557	0.2000	19.4	20.0	-3.0	20.0
2-Chloro-1,3-butadiene	Ave	0.3085	0.3113		20.2	20.0	0.9	20.0
Tert-butyl ethyl ether	Ave	1.010	0.9831		19.5	20.0	-2.7	20.0
2,2-Dichloropropane	Ave	0.1267	0.1370		21.6	20.0	8.2	20.0
cis-1,2-Dichloroethene	Ave	0.3732	0.3916	0.1000	21.0	20.0	4.9	20.0
Ethyl acetate	Ave	0.3341	0.3601		43.1	40.0	7.8	20.0
2-Butanone	Lin2		0.3323	0.0500	103	100	2.8	20.0

FORM VII
GC/MS VOA CONTINUING CALIBRATION DATA

Lab Name: TestAmerica Edison Job No.: 460-151079-1

SDG No.:

Lab Sample ID: CCVIS 460-502852/3 Calibration Date: 03/12/2018 06:06

Instrument ID: CVOAMS6 Calib Start Date: 03/09/2018 02:28

GC Column: Rtx-624 ID: 0.25(mm) Calib End Date: 03/09/2018 04:49

Lab File ID: F60645.D Conc. Units: ug/L Heated Purge: (Y/N) N

ANALYTE	CURVE TYPE	AVE RRF	RRF	MIN RRF	CALC AMOUNT	SPIKE AMOUNT	%D	MAX %D
Methyl acrylate	Ave	0.3003	0.2475		16.5	20.0	-17.6	20.0
Propionitrile	Ave	1.498	1.556		208	200	3.9	20.0
Tetrahydrofuran	Ave	0.3647	0.4013		44.0	40.0	10.0	20.0
Bromochloromethane	Ave	0.2002	0.2208		22.1	20.0	10.3	20.0
Methacrylonitrile	Ave	0.1022	0.1054		206	200	3.1	20.0
Chloroform	Ave	0.5808	0.5998	0.2000	20.7	20.0	3.3	20.0
Cyclohexane	Ave	0.5015	0.5559	0.1000	22.2	20.0	10.8	20.0
1,1,1-Trichloroethane	Ave	0.5630	0.6272	0.1000	22.3	20.0	11.4	20.0
Carbon tetrachloride	Ave	0.5405	0.5966	0.1000	22.1	20.0	10.4	20.0
1,1-Dichloropropene	Ave	0.4187	0.4442		21.2	20.0	6.1	20.0
Isobutyl alcohol	Ave	0.4238	0.3633		429	500	-14.3	20.0
Benzene	Ave	1.446	1.375	0.5000	19.0	20.0	-4.9	20.0
Isopropyl acetate	Ave	0.8741	0.8405		19.2	20.0	-3.8	20.0
Tert-amyl methyl ether	Ave	1.045	0.9702		18.6	20.0	-7.1	20.0
1,2-Dichloroethane	Ave	0.4256	0.4284	0.1000	20.1	20.0	0.6	20.0
n-Heptane	Ave	0.2128	0.2062		19.4	20.0	-3.1	20.0
n-Butanol	Ave	0.3002	0.2803		467	500	-6.7	20.0
Trichloroethene	Ave	0.3366	0.3412	0.2000	20.3	20.0	1.4	20.0
Ethyl acrylate	Ave	0.7192	0.7238		20.1	20.0	0.6	20.0
Methylcyclohexane	Ave	0.5767	0.6007	0.1000	20.8	20.0	4.2	20.0
1,2-Dichloropropane	Ave	0.2924	0.2743	0.1000	18.8	20.0	-6.2	20.0
Methyl methacrylate	Ave	0.0778	0.0779		40.0	40.0	0.0	20.0
1,4-Dioxane	Ave	1.216	1.362		448	400	12.0	20.0
n-Propyl acetate	Ave	0.3349	0.3270		19.5	20.0	-2.4	20.0
Dibromomethane	Ave	0.1952	0.2121		21.7	20.0	8.7	20.0
Bromodichloromethane	Ave	0.4048	0.4112	0.2000	20.3	20.0	1.6	20.0
2-Chloroethyl vinyl ether	Ave	0.1393	0.1333		19.1	20.0	-4.3	20.0
2-Nitropropane	QuaF		0.0748		38.1	40.0	-4.8	20.0
Epichlorohydrin	QuaF		0.2723		465	400	16.2	20.0
cis-1,3-Dichloropropene	Ave	0.5837	0.5626	0.2000	19.3	20.0	-3.6	20.0
4-Methyl-2-pentanone	Ave	2.693	2.711	0.0500	101	100	0.7	20.0
Toluene	Ave	1.579	1.481	0.4000	18.8	20.0	-6.2	20.0
trans-1,3-Dichloropropene	Ave	0.5291	0.5192	0.1000	19.6	20.0	-1.9	20.0
Ethyl methacrylate	Ave	0.4263	0.3966		18.6	20.0	-7.0	20.0
1,1,2-Trichloroethane	Ave	0.2841	0.2510	0.1000	17.7	20.0	-11.7	20.0
Tetrachloroethene	Ave	0.4912	0.5246	0.2000	21.4	20.0	6.8	20.0
1,3-Dichloropropane	Ave	0.5264	0.4855		18.4	20.0	-7.8	20.0
2-Hexanone	Ave	1.752	1.795	0.0500	102	100	2.4	20.0
n-Butyl acetate	Ave	0.5477	0.4409		16.1	20.0	-19.5	20.0
Dibromochloromethane	Ave	0.4494	0.4384	0.1000	19.5	20.0	-2.4	20.0
1,2-Dibromoethane	Ave	0.3574	0.3473	0.1000	19.4	20.0	-2.8	20.0

FORM VII
GC/MS VOA CONTINUING CALIBRATION DATA

Lab Name: TestAmerica Edison Job No.: 460-151079-1

SDG No.:

Lab Sample ID: CCVIS 460-502852/3 Calibration Date: 03/12/2018 06:06

Instrument ID: CVOAMS6 Calib Start Date: 03/09/2018 02:28

GC Column: Rtx-624 ID: 0.25(mm) Calib End Date: 03/09/2018 04:49

Lab File ID: F60645.D Conc. Units: ug/L Heated Purge: (Y/N) N

ANALYTE	CURVE TYPE	AVE RRF	RRF	MIN RRF	CALC AMOUNT	SPIKE AMOUNT	%D	MAX %D
Chlorobenzene	Ave	1.113	1.132	0.5000	20.3	20.0	1.7	20.0
Ethylbenzene	Ave	0.6023	0.6093	0.1000	20.2	20.0	1.1	20.0
1,1,1,2-Tetrachloroethane	Ave	0.4458	0.4714		21.1	20.0	5.7	20.0
m&p-Xylene	Ave	0.7651	0.7541	0.1000	19.7	20.0	-1.4	20.0
n-Butyl acrylate	Ave	0.2794	0.2655		19.0	20.0	-5.0	20.0
o-Xylene	Ave	0.7549	0.7685	0.3000	20.4	20.0	1.8	20.0
Styrene	Ave	1.235	1.222	0.3000	19.8	20.0	-1.0	20.0
Amyl acetate (mixed isomers)	Ave	1.121	0.9589		17.1	20.0	-14.4	20.0
Bromoform	Ave	0.3039	0.3289	0.1000	21.6	20.0	8.2	20.0
Isopropylbenzene	Ave	2.017	2.075	0.1000	20.6	20.0	2.9	20.0
Bromobenzene	Ave	0.8752	0.8871		20.3	20.0	1.4	20.0
1,1,2,2-Tetrachloroethane	Ave	0.6566	0.6067	0.3000	18.5	20.0	-7.6	20.0
N-Propylbenzene	Ave	3.313	3.448		20.8	20.0	4.1	20.0
1,2,3-Trichloropropane	Ave	0.2098	0.2059		19.6	20.0	-1.9	20.0
trans-1,4-Dichloro-2-butene	Ave	0.2010	0.1868		18.6	20.0	-7.1	20.0
2-Chlorotoluene	Ave	2.298	2.396		20.9	20.0	4.3	20.0
4-Ethyltoluene	Ave	2.885	3.087		21.4	20.0	7.0	20.0
1,3,5-Trimethylbenzene	Ave	2.661	2.680		20.1	20.0	0.7	20.0
4-Chlorotoluene	Ave	2.150	2.173		20.2	20.0	1.1	20.0
Butyl Methacrylate	Ave	0.8589	0.8644		20.1	20.0	0.6	20.0
tert-Butylbenzene	Ave	2.244	2.409		21.5	20.0	7.4	20.0
1,2,4-Trimethylbenzene	Ave	2.734	2.837		20.7	20.0	3.7	20.0
sec-Butylbenzene	Ave	3.229	3.459		21.4	20.0	7.1	20.0
4-Isopropyltoluene	Ave	2.879	3.163		22.0	20.0	9.9	20.0
1,3-Dichlorobenzene	Ave	1.558	1.769	0.6000	22.7	20.0	13.5	20.0
1,4-Dichlorobenzene	Ave	1.610	1.751	0.5000	21.8	20.0	8.8	20.0
Benzyl chloride	Ave	1.638	1.580		19.3	20.0	-3.5	20.0
Indan	Ave	2.857	3.022		21.2	20.0	5.8	20.0
p-Diethylbenzene	Ave	1.726	1.758		20.4	20.0	1.8	20.0
n-Butylbenzene	Ave	1.363	1.439		21.1	20.0	5.6	20.0
1,2-Dichlorobenzene	Ave	1.652	1.759	0.4000	21.3	20.0	6.4	20.0
1,2,4,5-Tetramethylbenzene	Ave	3.086	3.264		21.2	20.0	5.8	20.0
1,2-Dibromo-3-Chloropropane	QuaF		0.1434	0.0500	17.8	20.0	-11.2	20.0
1,3,5-Trichlorobenzene	Ave	1.365	1.475		21.6	20.0	8.1	20.0
1,2,4-Trichlorobenzene	Ave	1.263	1.362	0.2000	21.6	20.0	7.8	20.0
Hexachlorobutadiene	Ave	0.6090	0.6911		22.7	20.0	13.5	20.0
Naphthalene	Ave	2.701	2.688		19.9	20.0	-0.5	20.0
1,2,3-Trichlorobenzene	Ave	1.142	1.233		21.6	20.0	8.0	20.0
Dibromofluoromethane (Surr)	Ave	0.2896	0.2992		51.7	50.0	3.3	20.0
1,2-Dichloroethane-d4 (Surr)	Ave	0.3083	0.3139		50.9	50.0	1.8	20.0
Toluene-d8 (Surr)	Ave	1.213	1.156		47.7	50.0	-4.7	20.0

FORM VII
GC/MS VOA CONTINUING CALIBRATION DATA

Lab Name: TestAmerica Edison Job No.: 460-151079-1

SDG No.:

Lab Sample ID: CCVIS 460-502852/3 Calibration Date: 03/12/2018 06:06

Instrument ID: CVOAMS6 Calib Start Date: 03/09/2018 02:28

GC Column: Rtx-624 ID: 0.25(mm) Calib End Date: 03/09/2018 04:49

Lab File ID: F60645.D Conc. Units: ug/L Heated Purge: (Y/N) N

ANALYTE	CURVE TYPE	AVE RRF	RRF	MIN RRF	CALC AMOUNT	SPIKE AMOUNT	%D	MAX %D
Bromofluorobenzene	Ave	0.4818	0.4878		50.6	50.0	1.2	20.0

TestAmerica Edison
Target Compound Quantitation Report

Data File: \\ChromNA\Edison\ChromData\CVOAMS6\20180312-68646.b\F60645.D
Lims ID: CCVIS
Client ID:
Sample Type: CCVIS
Inject. Date: 12-Mar-2018 06:06:30 ALS Bottle#: 2 Worklist Smp#: 3
Purge Vol: 5.000 mL Dil. Factor: 1.0000
Sample Info: CCVIS
Misc. Info.: 460-0068646-003
Operator ID: Instrument ID: CVOAMS6
Sublist: chrom-8260624W6*sub42

Method: \\ChromNA\Edison\ChromData\CVOAMS6\20180312-68646.b\8260624W6.m
Limit Group: VOA - 8260C DKQP Water and Solid
Last Update: 12-Mar-2018 08:47:32 Calib Date: 09-Mar-2018 04:49:30
Integrator: RTE ID Type: Deconvolution ID
Quant Method: Internal Standard Quant By: Initial Calibration
Last ICal File: \\ChromNA\Edison\ChromData\CVOAMS6\20180309-68530.b\F60575.D

Column 1 : Rtx-624 (0.25 mm) Det: MS SCAN
Process Host: XAWRK007

First Level Reviewer: moroneyc Date: 12-Mar-2018 07:27:51

Compound	Sig	RT (min.)	Exp RT (min.)	Dlt RT (min.)	Q	Response	Cal Amt ug/l	OnCol Amt ug/l	Flags
1 Chlorotrifluoroethene	66	1.558	1.558	0.000	87	15079	20.0	19.7	
2 Dichlorodifluoromethane	85	1.582	1.582	0.000	98	114341	20.0	24.1	
3 Chloromethane	50	1.738	1.738	0.000	98	67836	20.0	19.6	
5 Butadiene	54	1.837	1.837	0.000	97	59308	20.0	20.4	
4 Vinyl chloride	62	1.837	1.837	0.000	84	71015	20.0	20.9	
6 Bromomethane	94	2.108	2.108	0.000	97	38221	20.0	17.7	
7 Chloroethane	64	2.174	2.174	0.000	99	30961	20.0	18.1	
8 Dichlorofluoromethane	67	2.363	2.363	0.000	96	96101	20.0	19.6	
9 Trichlorofluoromethane	101	2.363	2.363	0.000	65	112661	20.0	23.9	
10 Pentane	72	2.388	2.388	0.000	93	21273	40.0	53.5	
11 Ethanol	46	2.577	2.577	0.000	71	10194	800.0	795.9	
12 Ethyl ether	59	2.577	2.577	0.000	91	44769	20.0	18.0	
13 2-Methyl-1,3-butadiene	53	2.601	2.601	0.000	97	53977	20.0	19.3	
14 1,2-Dichloro-1,1,2-trifluo	117	2.634	2.634	0.000	89	64582	20.0	21.2	
15 Acrolein	56	2.749	2.749	0.000	45	13715	40.0	36.4	
16 1,1,2-Trichloro-1,2,2-trif	101	2.766	2.766	0.000	95	76066	20.0	21.4	
17 1,1-Dichloroethene	96	2.790	2.790	0.000	97	62854	20.0	19.8	
18 Acetone	43	2.872	2.872	0.000	84	70882	100.0	97.0	
19 Iodomethane	142	2.938	2.938	0.000	99	141084	20.0	21.9	
20 Isopropyl alcohol	45	2.955	2.955	0.000	28	29117	200.0	204.9	
21 Carbon disulfide	76	2.971	2.971	0.000	100	204856	20.0	20.3	
22 3-Chloro-1-propene	41	3.094	3.094	0.000	92	108053	20.0	18.8	
24 Methyl acetate	43	3.102	3.102	0.000	97	167539	100.0	90.0	
23 Cyclopentene	67	3.119	3.119	0.000	95	141981	20.0	20.7	
25 Acetonitrile	41	3.168	3.168	0.000	100	74728	200.0	207.5	a
* 26 TBA-d9 (IS)	65	3.217	3.217	0.000	0	202834	1000.0	1000.0	
27 Methylene Chloride	84	3.226	3.226	0.000	90	64266	20.0	19.3	
28 2-Methyl-2-propanol	59	3.283	3.283	0.000	91	50377	200.0	196.2	
29 Methyl tert-butyl ether	73	3.374	3.374	0.000	96	173462	20.0	20.5	
30 trans-1,2-Dichloroethene	96	3.406	3.406	0.000	93	66501	20.0	20.8	

Compound	Sig	RT (min.)	Exp RT (min.)	Dlt RT (min.)	Q	Response	Cal Amt ug/l	OnCol Amt ug/l	Flags
31 Acrylonitrile	53	3.480	3.480	0.000	95	176296	200.0	188.8	
32 Hexane	43	3.546	3.546	0.000	93	48409	20.0	19.8	
35 Vinyl acetate	86	3.554	3.554	0.000	65	16053	40.0	28.6	
33 Isopropyl ether	45	3.760	3.760	0.000	95	163624	20.0	17.8	
34 1,1-Dichloroethane	63	3.801	3.801	0.000	74	98810	20.0	19.4	
36 2-Chloro-1,3-butadiene	88	3.842	3.842	0.000	93	55362	20.0	20.2	
37 Tert-butyl ethyl ether	59	4.072	4.072	0.000	89	174822	20.0	19.5	
* 38 2-Butanone-d5	46	4.269	4.269	0.000	0	188500	250.0	250.0	
39 2,2-Dichloropropane	97	4.302	4.302	0.000	92	24369	20.0	21.6	
40 cis-1,2-Dichloroethene	96	4.310	4.310	0.000	98	69635	20.0	21.0	
42 Ethyl acetate	70	4.319	4.319	0.000	95	10860	40.0	43.1	
41 2-Butanone (MEK)	72	4.327	4.327	0.000	96	25058	100.0	102.8	
43 Methyl acrylate	55	4.376	4.376	0.000	98	38063	20.0	16.5	
44 Propionitrile	54	4.458	4.458	0.000	98	63111	200.0	207.8	
46 Tetrahydrofuran	72	4.532	4.532	0.000	62	12103	40.0	44.0	
45 Chlorobromomethane	128	4.540	4.540	0.000	80	39258	20.0	22.1	
47 Methacrylonitrile	67	4.557	4.557	0.000	91	187408	200.0	206.3	
48 Chloroform	83	4.590	4.590	0.000	98	106663	20.0	20.7	
49 Cyclohexane	84	4.721	4.721	0.000	91	98852	20.0	22.2	
50 1,1,1-Trichloroethane	97	4.738	4.738	0.000	96	111531	20.0	22.3	
$ 51 Dibromofluoromethane (Surr	113	4.746	4.746	0.000	97	133004	50.0	51.7	
52 Carbon tetrachloride	117	4.853	4.853	0.000	97	106084	20.0	22.1	
53 1,1-Dichloropropene	75	4.877	4.877	0.000	93	78980	20.0	21.2	
54 Isobutyl alcohol	43	4.992	4.992	0.000	96	36849	500.0	428.7	
55 Benzene	78	5.083	5.083	0.000	97	211477	20.0	19.0	
$ 56 1,2-Dichloroethane-d4 (Sur	65	5.091	5.091	0.000	0	139530	50.0	50.9	
57 Isopropyl acetate	43	5.124	5.124	0.000	96	149465	20.0	19.2	
58 Tert-amyl methyl ether	73	5.140	5.140	0.000	93	172524	20.0	18.6	
59 1,2-Dichloroethane	62	5.165	5.165	0.000	96	76178	20.0	20.1	
60 n-Heptane	57	5.222	5.222	0.000	91	36672	20.0	19.4	
* 61 Fluorobenzene	96	5.362	5.362	0.000	99	444552	50.0	50.0	
62 n-Butanol	56	5.658	5.658	0.000	90	28422	500.0	466.7	
63 Trichloroethene	95	5.715	5.715	0.000	93	60678	20.0	20.3	
65 Ethyl acrylate	55	5.830	5.830	0.000	92	128698	20.0	20.1	
64 Methylcyclohexane	83	5.839	5.839	0.000	92	106820	20.0	20.8	
66 1,2-Dichloropropane	63	6.003	6.003	0.000	84	48774	20.0	18.8	
* 67 1,4-Dioxane-d8	96	6.052	6.052	0.000	0	22852	1000.0	1000.0	
68 Methyl methacrylate	100	6.069	6.069	0.000	81	27695	40.0	40.0	
69 1,4-Dioxane	88	6.118	6.118	0.000	28	12450	400.0	447.9	
70 n-Propyl acetate	43	6.126	6.126	0.000	98	58138	20.0	19.5	
71 Dibromomethane	93	6.134	6.134	0.000	92	37717	20.0	21.7	
72 Dichlorobromomethane	83	6.282	6.282	0.000	99	73116	20.0	20.3	
73 2-Nitropropane	41	6.619	6.619	0.000	85	26590	40.0	38.1	a
74 2-Chloroethyl vinyl ether	63	6.619	6.619	0.000	66	23699	20.0	19.1	
75 Epichlorohydrin	57	6.726	6.726	0.000	99	82116	400.0	464.8	
76 cis-1,3-Dichloropropene	75	6.775	6.775	0.000	94	86504	20.0	19.3	
77 4-Methyl-2-pentanone (MIBK	43	6.940	6.940	0.000	95	204439	100.0	100.7	
$ 78 Toluene-d8 (Surr)	98	7.022	7.022	0.000	99	444568	50.0	47.7	
79 Toluene	91	7.104	7.104	0.000	94	227717	20.0	18.8	
80 trans-1,3-Dichloropropene	75	7.449	7.449	0.000	97	79836	20.0	19.6	
81 Ethyl methacrylate	69	7.474	7.474	0.000	88	60982	20.0	18.6	
82 1,1,2-Trichloroethane	83	7.671	7.671	0.000	92	38595	20.0	17.7	

Compound	Sig	RT (min.)	Exp RT (min.)	Dlt RT (min.)	Q	Response	Cal Amt ug/l	OnCol Amt ug/l	Flags
83 Tetrachloroethene	166	7.712	7.712	0.000	96	80673	20.0	21.4	
84 1,3-Dichloropropane	76	7.876	7.876	0.000	94	74649	20.0	18.4	
85 2-Hexanone	43	7.934	7.934	0.000	98	135326	100.0	102.4	
86 n-Butyl acetate	43	8.049	8.049	0.000	96	67799	20.0	16.1	
87 Chlorodibromomethane	129	8.115	8.115	0.000	97	67416	20.0	19.5	
88 Ethylene Dibromide	107	8.271	8.271	0.000	97	53398	20.0	19.4	
* 89 Chlorobenzene-d5	117	8.813	8.813	0.000	85	384427	50.0	50.0	
90 Chlorobenzene	112	8.854	8.854	0.000	98	174033	20.0	20.3	
91 Ethylbenzene	106	8.953	8.953	0.000	98	93686	20.0	20.2	
92 1,1,1,2-Tetrachloroethane	131	8.969	8.969	0.000	94	72488	20.0	21.1	
93 m-Xylene & p-Xylene	106	9.109	9.109	0.000	0	115961	20.0	19.7	
94 n-Butyl acrylate	73	9.528	9.528	0.000	97	40820	20.0	19.0	
95 o-Xylene	106	9.544	9.544	0.000	94	118174	20.0	20.4	
96 Styrene	104	9.577	9.577	0.000	95	187947	20.0	19.8	
97 Amyl acetate (mixed isomer	43	9.750	9.750	0.000	91	97743	20.0	17.1	
98 Bromoform	173	9.783	9.783	0.000	97	50567	20.0	21.6	
99 Isopropylbenzene	105	9.890	9.890	0.000	95	319046	20.0	20.6	
$ 100 4-Bromofluorobenzene	174	10.070	10.070	0.000	95	187514	50.0	50.6	
101 Bromobenzene	156	10.185	10.185	0.000	88	90426	20.0	20.3	
102 1,1,2,2-Tetrachloroethane	83	10.218	10.218	0.000	96	61837	20.0	18.5	
103 N-Propylbenzene	91	10.243	10.243	0.000	99	351499	20.0	20.8	
104 1,2,3-Trichloropropane	110	10.259	10.259	0.000	92	20987	20.0	19.6	
105 trans-1,4-Dichloro-2-buten	53	10.276	10.276	0.000	87	19038	20.0	18.6	
106 2-Chlorotoluene	91	10.333	10.333	0.000	97	244242	20.0	20.9	
107 4-Ethyltoluene	105	10.333	10.333	0.000	98	314694	20.0	21.4	
108 1,3,5-Trimethylbenzene	105	10.391	10.391	0.000	94	273172	20.0	20.1	
109 4-Chlorotoluene	91	10.424	10.424	0.000	95	221455	20.0	20.2	
110 Butyl Methacrylate	87	10.465	10.465	0.000	92	88105	20.0	20.1	
111 tert-Butylbenzene	119	10.621	10.621	0.000	96	245561	20.0	21.5	
112 1,2,4-Trimethylbenzene	105	10.670	10.670	0.000	97	289152	20.0	20.7	
113 sec-Butylbenzene	105	10.785	10.785	0.000	98	352576	20.0	21.4	
114 4-Isopropyltoluene	119	10.884	10.884	0.000	97	322425	20.0	22.0	
115 1,3-Dichlorobenzene	146	10.892	10.892	0.000	98	180344	20.0	22.7	
* 116 1,4-Dichlorobenzene-d4	152	10.941	10.941	0.000	93	254831	50.0	50.0	
117 1,4-Dichlorobenzene	146	10.958	10.958	0.000	96	178459	20.0	21.8	
132 1,2,3-Trimethylbenzene	105	10.966	10.966	0.000	98	295400	NC	NC	
118 Benzyl chloride	91	11.056	11.056	0.000	99	161095	20.0	19.3	a
119 2,3-Dihydroindene	117	11.097	11.097	0.000	94	308081	20.0	21.2	
120 p-Diethylbenzene	119	11.130	11.130	0.000	95	179161	20.0	20.4	
121 n-Butylbenzene	92	11.147	11.147	0.000	98	146710	20.0	21.1	
122 1,2-Dichlorobenzene	146	11.204	11.204	0.000	98	179292	20.0	21.3	
123 1,2,4,5-Tetramethylbenzene	119	11.615	11.615	0.000	97	332737	20.0	21.2	
124 1,2-Dibromo-3-Chloropropan	75	11.689	11.689	0.000	91	14614	20.0	17.8	
125 1,3,5-Trichlorobenzene	180	11.771	11.771	0.000	97	150366	20.0	21.6	
126 1,2,4-Trichlorobenzene	180	12.174	12.174	0.000	94	138855	20.0	21.6	
127 Hexachlorobutadiene	225	12.240	12.240	0.000	94	70447	20.0	22.7	
128 Naphthalene	128	12.346	12.346	0.000	99	273981	20.0	19.9	
129 1,2,3-Trichlorobenzene	180	12.511	12.511	0.000	96	125680	20.0	21.6	
S 130 1,2-Dichloroethene, Total	100				0		40.0	41.8	
S 131 Xylenes, Total	100				0		40.0	40.1	

QC Flag Legend

Processing Flags

NC - Not Calibrated

Review Flags

a - User Assigned ID

Reagents:

GASES Li_00250	Amount Added:	20.00	Units: uL	
8260MIX1COMB_00074	Amount Added:	20.00	Units: uL	
ACROLEIN W_00074	Amount Added:	4.00	Units: uL	
VOA6IS/SURR_00009	Amount Added:	5.00	Units: uL	Run Reagent

Report Date: 12-Mar-2018 08:47:34 Chrom Revision: 2.2 08-Feb-2018 13:38:42

TestAmerica Edison

Data File: \\ChromNA\Edison\ChromData\CVOAMS6\20180312-68646.b\F60645.D

Injection Date: 12-Mar-2018 06:06:30 Instrument ID: CVOAMS6 Operator ID:

Lims ID: CCVIS Worklist Smp#: 3

Client ID:

Purge Vol: 5.000 mL Dil. Factor: 1.0000 ALS Bottle#: 2

Method: 8260624W6 Limit Group: VOA - 8260C DKQP Water and Solid

Column: Rtx-624 (0.25 mm)

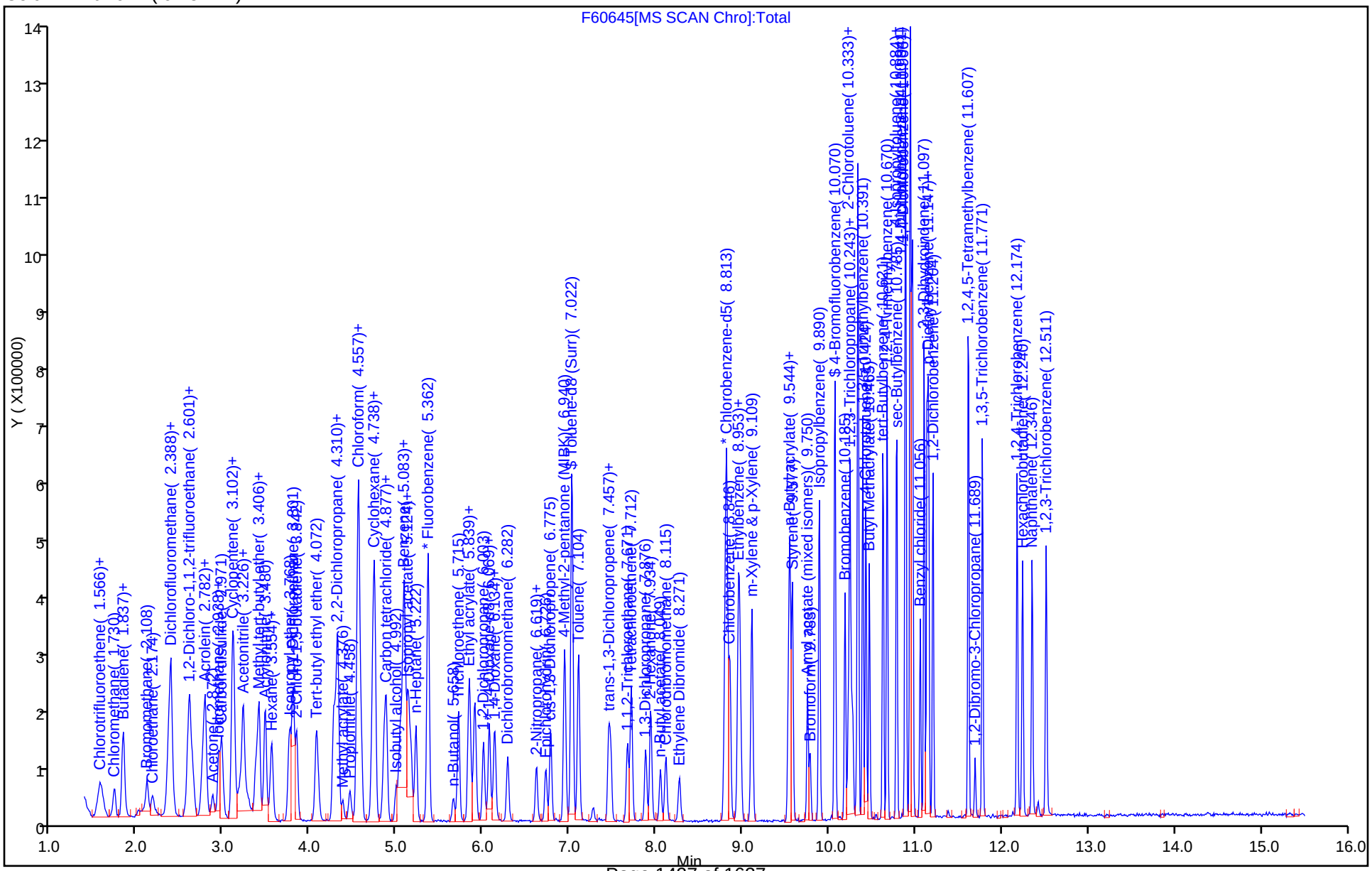

Manual Integration/User Assign Peak Report

TestAmerica Edison

Data File: \\ChromNA\Edison\ChromData\CVOAMS6\20180312-68646.b\F60645.D
Injection Date: 12-Mar-2018 06:06:30 Instrument ID: CVOAMS6
Lims ID: CCVIS
Client ID:
Operator ID: ALS Bottle#: 2 Worklist Smp#: 3
Purge Vol: 5.000 mL Dil. Factor: 1.0000
Method: 8260624W6 Limit Group: VOA - 8260C DKQP Water and Solid
Column: Rtx-624 (0.25 mm) Detector MS SCAN

25 Acetonitrile, CAS: 75-05-8

Signal: 1

Processing Integration Results

RT: 3.09
Area: 105285
Amount: 292.3233
Amount Units: ug/l

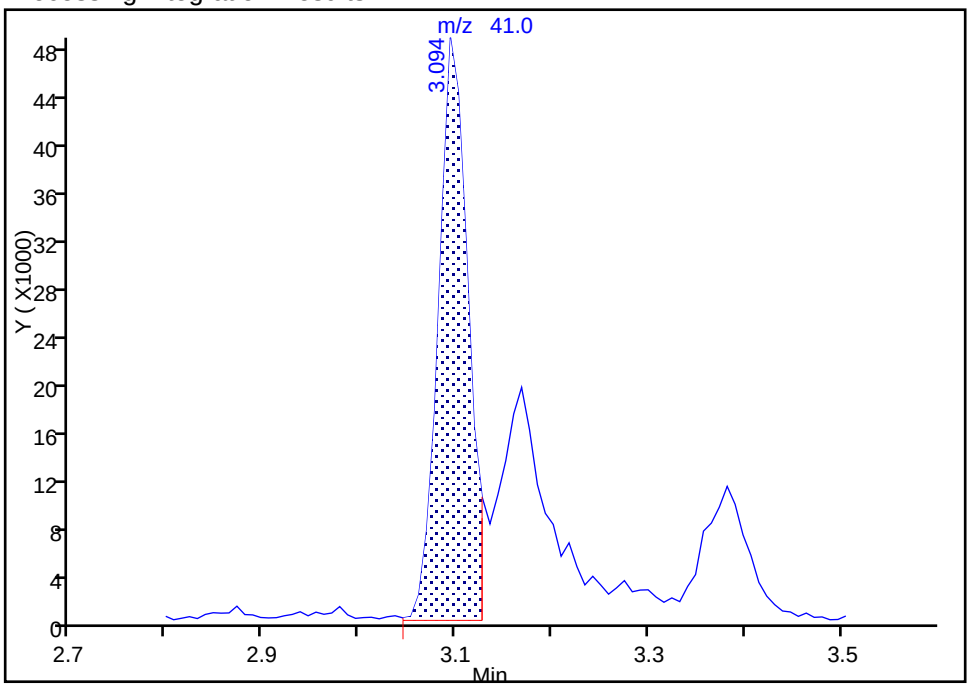

Manual Integration Results

RT: 3.17
Area: 74728
Amount: 207.4819
Amount Units: ug/l

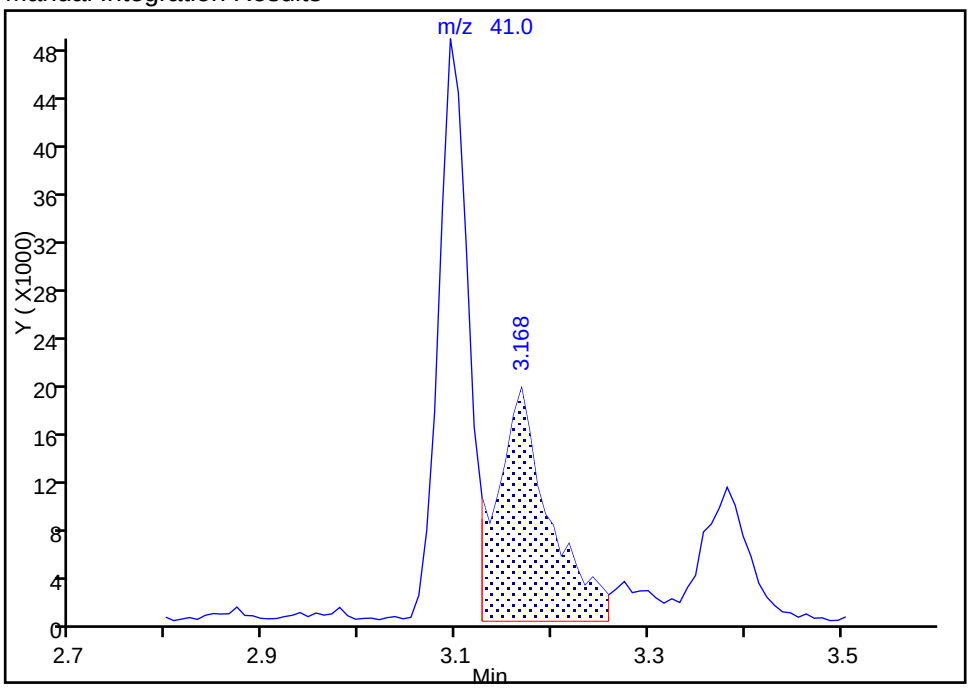

Reviewer: moroneyc, 12-Mar-2018 07:26:50
Audit Action: Assigned Compound ID Audit Reason: Peak assignment corrected

Manual Integration/User Assign Peak Report

TestAmerica Edison

Data File: \\ChromNA\Edison\ChromData\CVOAMS6\20180312-68646.b\F60645.D
Injection Date: 12-Mar-2018 06:06:30 Instrument ID: CVOAMS6
Lims ID: CCVIS
Client ID:
Operator ID: ALS Bottle#: 2 Worklist Smp#: 3
Purge Vol: 5.000 mL Dil. Factor: 1.0000
Method: 8260624W6 Limit Group: VOA - 8260C DKQP Water and Solid
Column: Rtx-624 (0.25 mm) Detector MS SCAN

73 2-Nitropropane, CAS: 79-46-9

Signal: 1

Processing Integration Results

RT: 6.53
Area: 233
Amount: 0.333950
Amount Units: ug/l

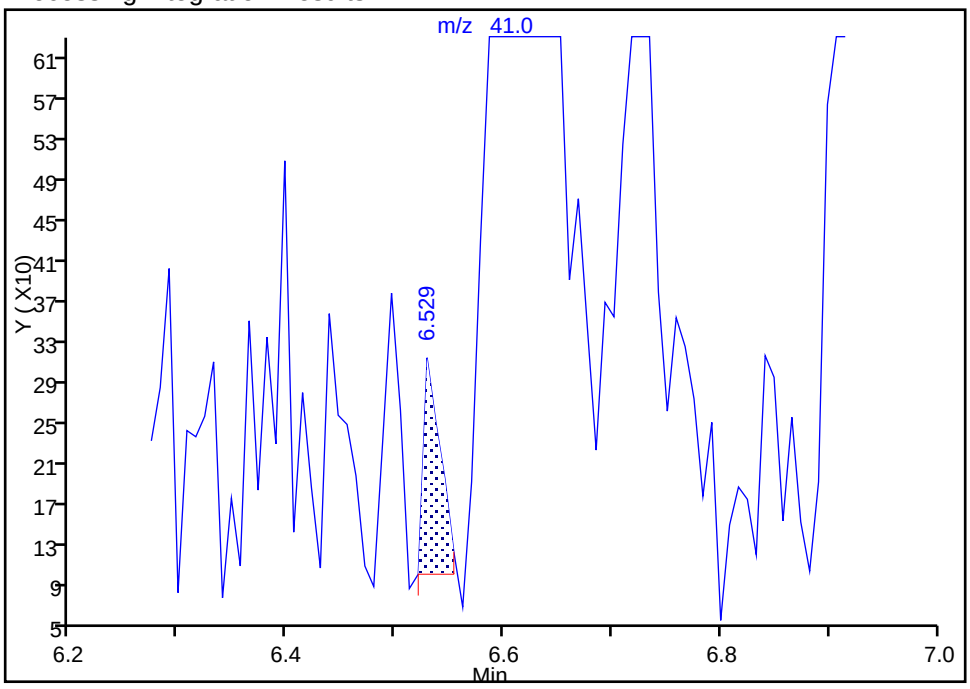

Manual Integration Results

RT: 6.62
Area: 26590
Amount: 38.081924
Amount Units: ug/l

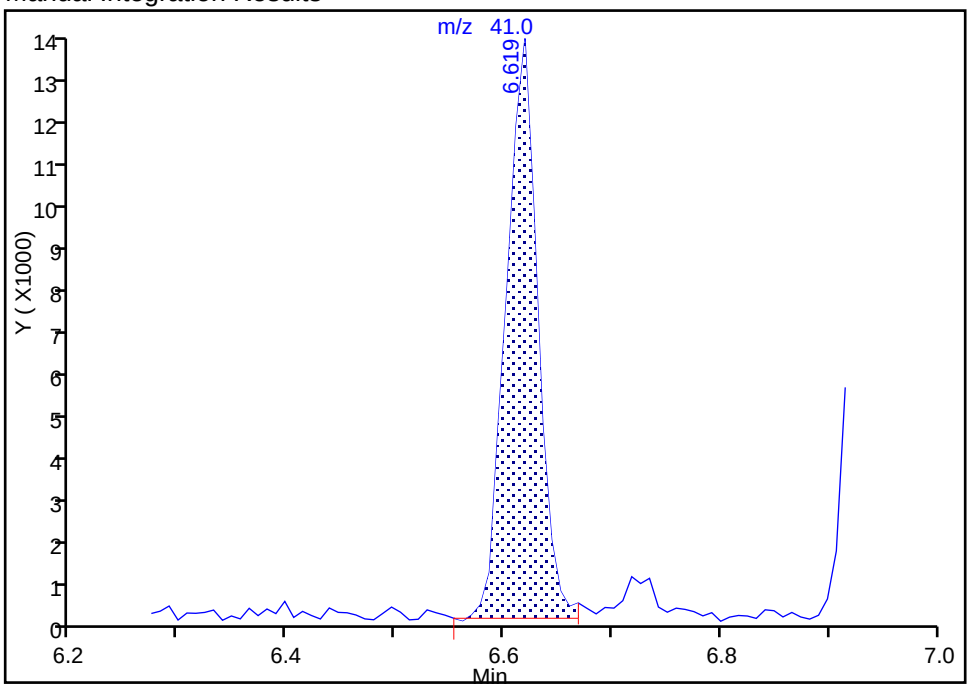

Reviewer: moroneyc, 12-Mar-2018 07:27:19
Audit Action: Assigned Compound ID Audit Reason: Peak assignment corrected

Manual Integration/User Assign Peak Report

TestAmerica Edison

Data File: \\ChromNA\Edison\ChromData\CVOAMS6\20180312-68646.b\F60645.D
Injection Date: 12-Mar-2018 06:06:30 Instrument ID: CVOAMS6
Lims ID: CCVIS
Client ID:
Operator ID: ALS Bottle#: 2 Worklist Smp#: 3
Purge Vol: 5.000 mL Dil. Factor: 1.0000
Method: 8260624W6 Limit Group: VOA - 8260C DKQP Water and Solid
Column: Rtx-624 (0.25 mm) Detector MS SCAN

118 Benzyl chloride, CAS: 100-44-7

Signal: 1

Processing Integration Results

RT: 11.15
Area: 312505
Amount: 37.435599
Amount Units: ug/l

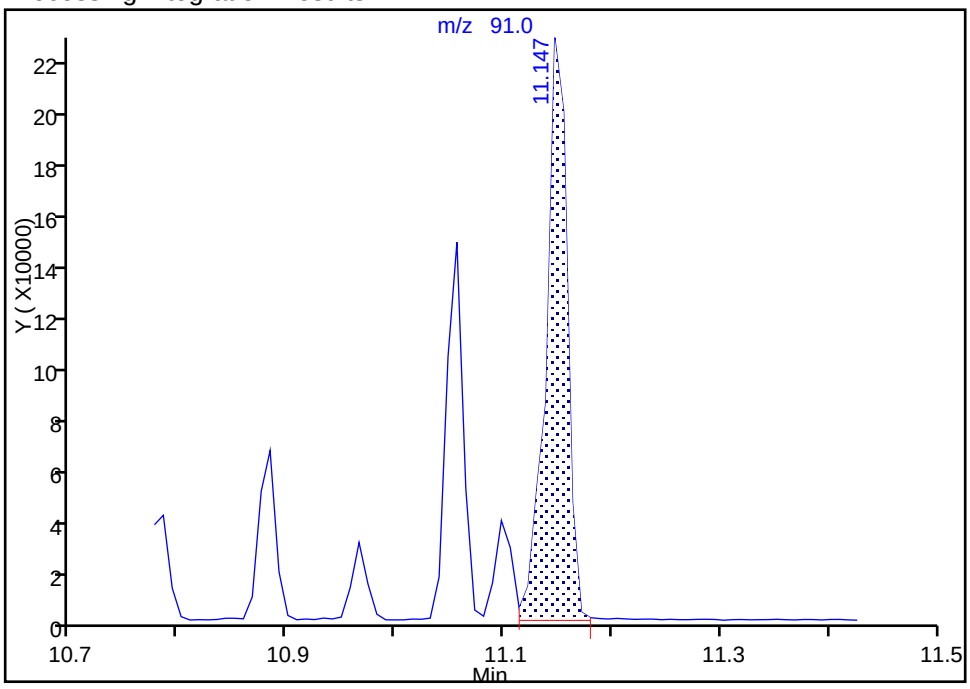

Manual Integration Results

RT: 11.06
Area: 161095
Amount: 19.297892
Amount Units: ug/l

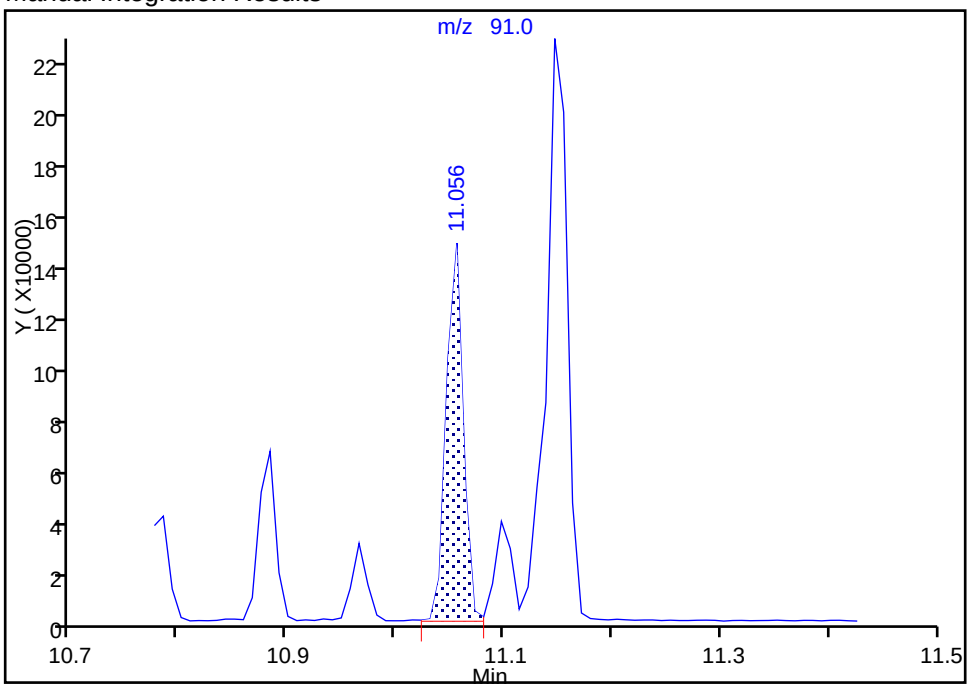

Reviewer: moroneyc, 12-Mar-2018 07:27:41
Audit Action: Assigned Compound ID Audit Reason: Peak assignment corrected

TestAmerica Edison
Target Compound Quantitation Report

Data File: \\ChromNA\Edison\ChromData\CVOAMS5\20180306-68384.b\E81970.D
Lims ID: BFB
Client ID:
Sample Type: BFB
Inject. Date: 06-Mar-2018 04:58:30 ALS Bottle#: 99 Worklist Smp#: 1
Injection Vol: 5.0 mL Dil. Factor: 1.0000
Sample Info: BFB
Misc. Info.: 460-0068384-001
Operator ID: Instrument ID: CVOAMS5

Method: \\ChromNA\Edison\ChromData\CVOAMS5\20180306-68384.b\8260W_5.m
Limit Group: VOA - 8260C DKQP Water and Solid
Last Update: 06-Mar-2018 12:07:41 Calib Date: 06-Mar-2018 08:33:30
Integrator: RTE ID Type: Deconvolution ID
Quant Method: Internal Standard Quant By: Initial Calibration
Last ICal File: \\ChromNA\Edison\ChromData\CVOAMS5\20180306-68384.b\E81978.D

Column 1 : Rtx-VMS (0.18 mm) Det: MS SCAN
Process Host: XAWRK006

First Level Reviewer: moroneyc Date: 06-Mar-2018 11:23:33

Compound	Sig	RT (min.)	Exp RT (min.)	Dlt RT (min.)	Q	Response	Cal Amt ug/l	OnCol Amt ug/l	Flags
$ 139 BFB	95	2.628	2.628	0.000	85	69057	NR	NR	

QC Flag Legend

Processing Flags
NR - Missing Quant Standard

Reagents:

BFB_00016 Amount Added: 1.00 Units: uL

MS Tune Report

TestAmerica Edison

Data File:	\\ChromNA\Edison\ChromData\CVOAMS5\20180306-68384.b\E81970.D		
Injection Date:	06-Mar-2018 04:58:30	Instrument ID:	CVOAMS5
Lims ID:	BFB		
Client ID:			
Operator ID:		ALS Bottle#:	99 Worklist Smp#: 1
Injection Vol:	5.0 mL	Dil. Factor:	1.0000
Method:	8260W_5	Limit Group:	VOA - 8260C DKQP Water and Solid
Tune Method:	BFB Method 8260		

$ 139 BFB

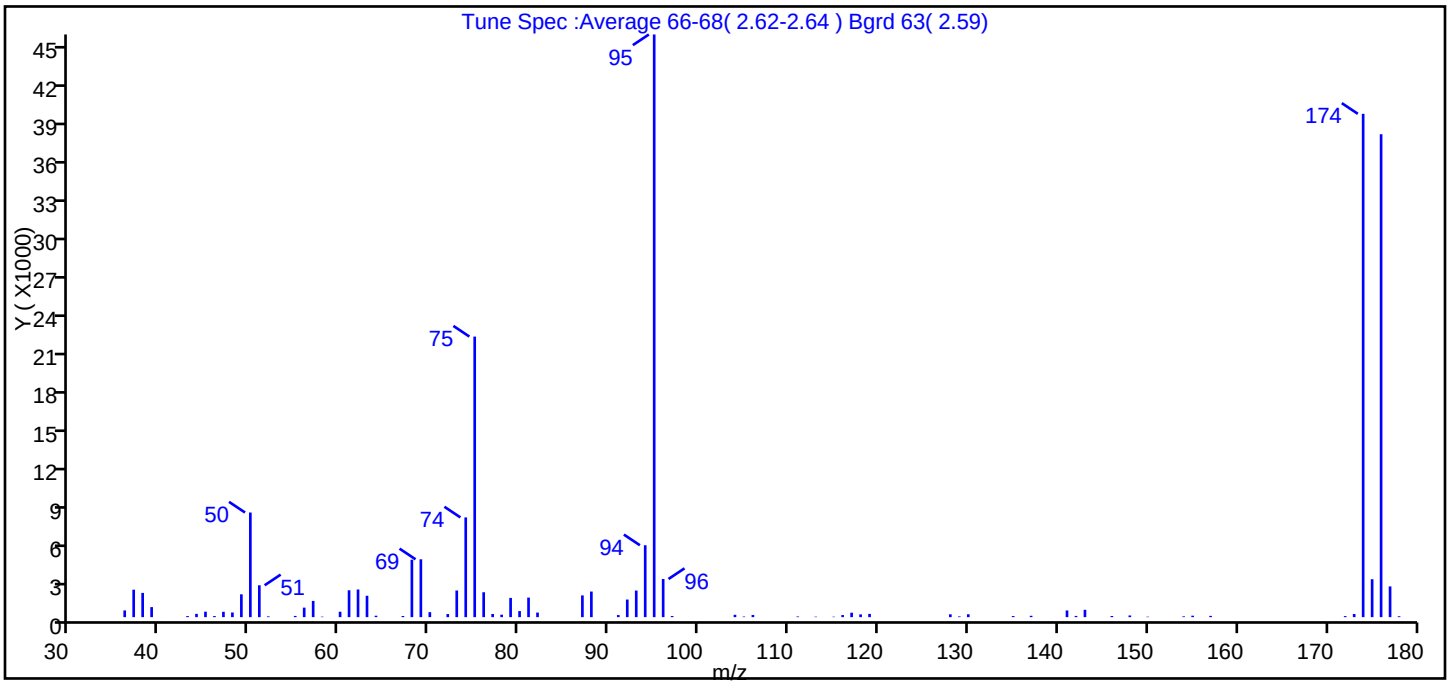

m/z	Ion Abundance Criteria	% Relative Abundance
95	Base peak, 100% relative abundance	100.0
50	15 to 40% of m/z 95	18.0
75	30 to 60% of m/z 95	48.2
96	5 to 9% of m/z 95	6.5
173	Less than 2% of m/z 174	0.5 (0.6)
174	50 to 120% of m/z 95	86.4
175	5 to 9% of m/z 174	6.5 (7.5)
176	Greater than 95% but less than 101% of m/z 174	82.9 (95.9)
177	5 to 9% of m/z 176	5.3 (6.4)

Data File: \\ChromNA\Edison\ChromData\CVOAMS5\20180306-68384.b\E81970.D\8260W_5.rslt\spectra.d
Injection Date: 06-Mar-2018 04:58:30
Spectrum: Tune Spec :Average 66-68(2.62-2.64) Bgrd 63(2.59)
Base Peak: 95.00
Minimum % Base Peak: 0
Number of Points: 79

m/z	Y	m/z	Y	m/z	Y	m/z	Y
36.00	518	61.00	2075	88.00	1978	130.00	222
37.00	2119	62.00	2136	91.00	160	135.00	84
38.00	1872	63.00	1650	92.00	1360	137.00	105
39.00	775	64.00	110	93.00	2054	141.00	516
40.00	2	67.00	88	94.00	5554	142.00	95
43.00	82	68.00	4438	95.00	45008	143.00	567
44.00	254	69.00	4468	96.00	2946	146.00	90
45.00	422	70.00	385	97.00	86	148.00	129
46.00	84	72.00	239	104.00	181	150.00	35
47.00	414	73.00	2058	105.00	44	154.00	59
48.00	359	74.00	7703	106.00	166	155.00	112
49.00	1762	75.00	21672	111.00	52	157.00	99
50.00	8082	76.00	1923	113.00	36	172.00	81
51.00	2462	77.00	244	115.00	33	173.00	240
52.00	59	78.00	189	116.00	161	174.00	38880
55.00	94	79.00	1484	117.00	343	175.00	2930
56.00	735	80.00	468	118.00	214	176.00	37304
57.00	1255	81.00	1510	119.00	251	177.00	2373
58.00	36	82.00	354	128.00	219	178.00	68
60.00	418	87.00	1680	129.00	55		

TestAmerica Edison
Target Compound Quantitation Report

Data File: \\ChromNA\Edison\ChromData\CVOAMS5\20180307-68451.b\E82020.D
Lims ID: BFB
Client ID:
Sample Type: BFB
Inject. Date: 07-Mar-2018 08:32:30 ALS Bottle#: 99 Worklist Smp#: 1
Injection Vol: 5.0 mL Dil. Factor: 1.0000
Sample Info: BFB
Misc. Info.: 460-0068451-001
Operator ID: Instrument ID: CVOAMS5

Method: \\ChromNA\Edison\ChromData\CVOAMS5\20180307-68451.b\8260W_5.m
Limit Group: VOA - 8260C DKQP Water and Solid
Last Update: 07-Mar-2018 08:58:55 Calib Date: 06-Mar-2018 08:33:30
Integrator: RTE ID Type: Deconvolution ID
Quant Method: Internal Standard Quant By: Initial Calibration
Last ICal File: \\ChromNA\Edison\ChromData\CVOAMS5\20180306-68384.b\E81978.D

Column 1 : Rtx-VMS (0.18 mm) Det: MS SCAN
Process Host: XAWRK025

First Level Reviewer: parekhv Date: 07-Mar-2018 08:58:55

Compound	Sig	RT (min.)	Exp RT (min.)	Dlt RT (min.)	Q	Response	Cal Amt ug/l	OnCol Amt ug/l	Flags
$ 139 BFB	95	2.619	2.619	0.000	96	53316	NR	NR	

QC Flag Legend

Processing Flags
NR - Missing Quant Standard

Reagents:

BFB_00016 Amount Added: 1.00 Units: uL

MS Tune Report

TestAmerica Edison

Data File: \\ChromNA\Edison\ChromData\CVOAMS5\20180307-68451.b\E82020.D
Injection Date: 07-Mar-2018 08:32:30 Instrument ID: CVOAMS5
Lims ID: BFB
Client ID:
Operator ID: ALS Bottle#: 99 Worklist Smp#: 1
Injection Vol: 5.0 mL Dil. Factor: 1.0000
Method: 8260W_5 Limit Group: VOA - 8260C DKQP Water and Solid
Tune Method: BFB Method 8260

$ 139 BFB

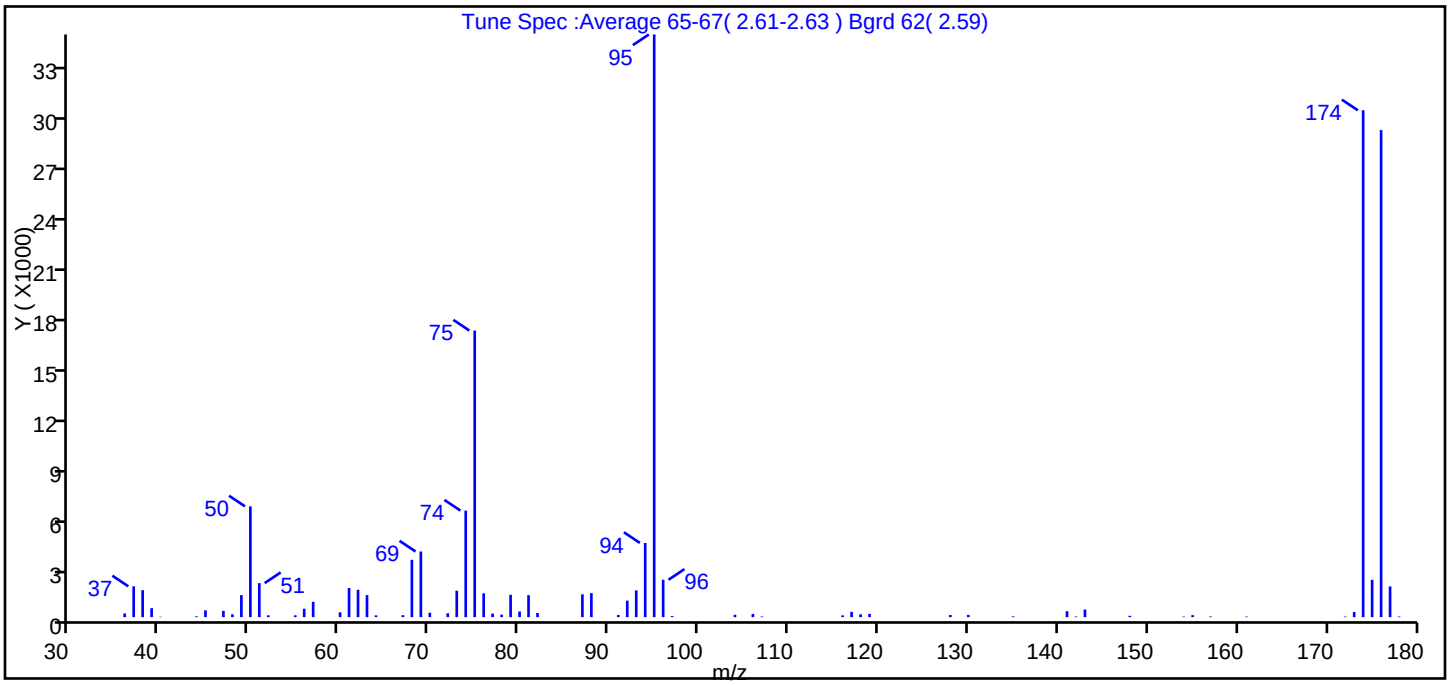

m/z	Ion Abundance Criteria	% Relative Abundance
95	Base peak, 100% relative abundance	100.0
50	15 to 40% of m/z 95	19.0
75	30 to 60% of m/z 95	49.2
96	5 to 9% of m/z 95	6.4
173	Less than 2% of m/z 174	0.9 (1.0)
174	50 to 120% of m/z 95	87.0
175	5 to 9% of m/z 174	6.4 (7.4)
176	Greater than 95% but less than 101% of m/z 174	83.6 (96.1)
177	5 to 9% of m/z 176	5.3 (6.3)

Data File: \\ChromNA\Edison\ChromData\CVOAMS5\20180307-68451.b\E82020.D\8260W_5.rslt\spectra.d
Injection Date: 07-Mar-2018 08:32:30
Spectrum: Tune Spec :Average 65-67(2.61-2.63) Bgrd 62(2.59)
Base Peak: 95.00
Minimum % Base Peak: 0
Number of Points: 70

m/z	Y	m/z	Y	m/z	Y	m/z	Y
36.00	219	62.00	1613	87.00	1346	135.00	46
37.00	1816	63.00	1300	88.00	1417	141.00	353
38.00	1591	64.00	106	91.00	129	142.00	38
39.00	530	67.00	118	92.00	973	143.00	448
40.00	22	68.00	3382	93.00	1579	148.00	80
44.00	49	69.00	3872	94.00	4377	154.00	33
45.00	403	70.00	262	95.00	34368	155.00	118
47.00	370	72.00	229	96.00	2205	157.00	42
48.00	167	73.00	1561	97.00	64	161.00	37
49.00	1301	74.00	6285	104.00	136	172.00	36
50.00	6533	75.00	16904	106.00	190	173.00	302
51.00	2007	76.00	1405	107.00	40	174.00	29896
52.00	109	77.00	209	116.00	105	175.00	2201
55.00	108	78.00	148	117.00	312	176.00	28728
56.00	498	79.00	1316	118.00	166	177.00	1811
57.00	905	80.00	333	119.00	192	178.00	39
60.00	284	81.00	1297	128.00	125		
61.00	1720	82.00	243	130.00	132		

TestAmerica Edison
Target Compound Quantitation Report

Data File: \\ChromNA\Edison\ChromData\CVOAMS6\20180309-68530.b\F60567.D
Lims ID: BFB
Client ID:
Sample Type: BFB
Inject. Date: 09-Mar-2018 01:54:30 ALS Bottle#: 99 Worklist Smp#: 1
Injection Vol: 5.0 mL Dil. Factor: 1.0000
Sample Info: BFB
Misc. Info.: 460-0068530-001
Operator ID: Instrument ID: CVOAMS6

Method: \\ChromNA\Edison\ChromData\CVOAMS6\20180309-68530.b\8260624W6.m
Limit Group: VOA - 8260C DKQP Water and Solid
Last Update: 09-Mar-2018 09:53:04 Calib Date: 09-Mar-2018 04:49:30
Integrator: RTE ID Type: Deconvolution ID
Quant Method: Internal Standard Quant By: Initial Calibration
Last ICal File: \\ChromNA\Edison\ChromData\CVOAMS6\20180309-68530.b\F60575.D

Column 1 : Rtx-624 (0.25 mm) Det: MS SCAN
Process Host: XAWRK023

Compound	Sig	RT (min.)	Exp RT (min.)	Dlt RT (min.)	Q	Response	Cal Amt ug/l	OnCol Amt ug/l	Flags
$ 133 BFB	95	3.441	3.441	0.000	91	64708	NR	NR	

QC Flag Legend

Processing Flags
NR - Missing Quant Standard

Reagents:

BFB_00016 Amount Added: 1.00 Units: uL

MS Tune Report

TestAmerica Edison

Data File: \\ChromNA\Edison\ChromData\CVOAMS6\20180309-68530.b\F60567.D
Injection Date: 09-Mar-2018 01:54:30 Instrument ID: CVOAMS6
Lims ID: BFB
Client ID:
Operator ID: ALS Bottle#: 99 Worklist Smp#: 1
Injection Vol: 5.0 mL Dil. Factor: 1.0000
Method: 8260624W6 Limit Group: VOA - 8260C DKQP Water and Solid
Tune Method: BFB Method 8260

$ 133 BFB

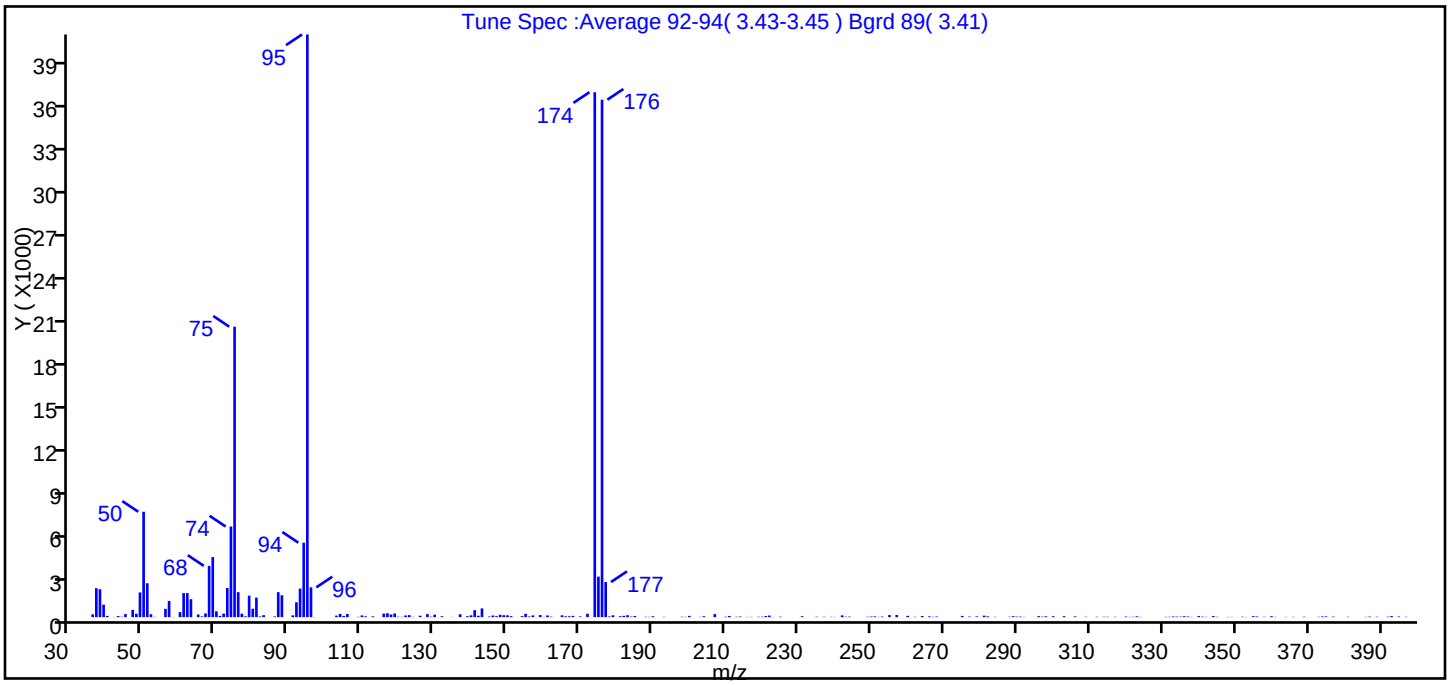

m/z	Ion Abundance Criteria	% Relative Abundance
95	Base peak, 100% relative abundance	100.0
50	15 to 40% of m/z 95	18.1
75	30 to 60% of m/z 95	49.9
96	5 to 9% of m/z 95	5.1
173	Less than 2% of m/z 174	0.0 (0.0)
174	50 to 120% of m/z 95	90.1
175	5 to 9% of m/z 174	7.0 (7.7)
176	Greater than 95% but less than 101% of m/z 174	88.8 (98.6)
177	5 to 9% of m/z 176	6.0 (6.8)

Data File: \\ChromNA\Edison\ChromData\CVOAMS6\20180309-68530.b\F60567.D\8260624W6.rslt\spectra.d
Injection Date: 09-Mar-2018 01:54:30
Spectrum: Tune Spec :Average 92-94(3.43-3.45) Bgrd 89(3.41)
Base Peak: 95.00
Minimum % Base Peak: 0
Number of Points: 221

m/z	Y	m/z	Y	m/z	Y	m/z	Y
36.00	195	109.00	20	185.00	84	297.00	34
37.00	2017	110.00	121	188.00	28	298.00	58
38.00	1946	111.00	60	189.00	19	300.00	65
39.00	871	113.00	59	190.00	67	303.00	69
40.00	85	116.00	245	193.00	24	306.00	55
42.00	12	117.00	271	198.00	29	309.00	26
43.00	77	118.00	188	199.00	20	312.00	27
44.00	28	119.00	254	200.00	87	314.00	28
45.00	214	120.00	31	203.00	21	315.00	26
47.00	504	121.00	22	204.00	66	317.00	23
48.00	238	122.00	115	207.00	212	320.00	44
49.00	1724	123.00	142	210.00	33	321.00	16
50.00	7342	124.00	22	211.00	82	322.00	26
51.00	2363	126.00	99	213.00	28	323.00	60
52.00	201	128.00	211	214.00	43	324.00	18
53.00	21	129.00	32	216.00	17	331.00	24
56.00	579	130.00	171	217.00	18	332.00	24
57.00	1132	132.00	64	219.00	28	333.00	48
58.00	13	135.00	13	220.00	30	334.00	37
60.00	349	137.00	203	221.00	77	335.00	33
61.00	1676	139.00	68	222.00	112	336.00	64
62.00	1676	140.00	125	223.00	9	337.00	44
63.00	1250	141.00	487	225.00	32	338.00	18
65.00	185	142.00	95	231.00	65	340.00	75
66.00	52	143.00	610	235.00	31	341.00	37
67.00	256	145.00	45	237.00	27	342.00	22
68.00	3573	146.00	114	239.00	19	344.00	73
69.00	4184	147.00	66	240.00	17	345.00	24
70.00	408	148.00	164	242.00	121	348.00	17
71.00	82	149.00	136	243.00	29	349.00	17
72.00	243	150.00	127	244.00	37	352.00	29
73.00	2030	151.00	68	249.00	27	353.00	16
74.00	6317	154.00	69	250.00	43	355.00	66

Report Date: 09-Mar-2018 09:53:05 Chrom Revision: 2.2 08-Feb-2018 13:38:42
Data File: \\ChromNA\Edison\ChromData\CVOAMS6\20180309-68530.b\F60567.D\8260624W6.rslt\spectra.d
Injection Date: 09-Mar-2018 01:54:30
Spectrum: Tune Spec :Average 92-94(3.43-3.45) Bgrd 89(3.41)
Base Peak: 95.00
Minimum % Base Peak: 0
Number of Points: 221

m/z	Y	m/z	Y	m/z	Y	m/z	Y
75.00	20240	155.00	233	251.00	55	356.00	46
76.00	1740	156.00	45	252.00	18	358.00	25
77.00	240	157.00	120	253.00	42	360.00	64
78.00	58	159.00	146	255.00	145	361.00	20
79.00	1496	160.00	17	257.00	149	364.00	18
80.00	587	161.00	117	260.00	90	366.00	23
81.00	1361	162.00	34	262.00	24	369.00	31
82.00	47	165.00	126	264.00	78	373.00	23
83.00	140	166.00	60	266.00	56	374.00	49
86.00	52	167.00	60	267.00	20	375.00	53
87.00	1741	168.00	90	268.00	43	376.00	8
88.00	1524	170.00	50	275.00	87	377.00	38
91.00	128	172.00	238	277.00	40	381.00	26
92.00	1038	174.00	36576	279.00	50	386.00	20
93.00	1990	175.00	2825	281.00	104	387.00	40
94.00	5187	176.00	36056	282.00	55	389.00	30
95.00	40600	177.00	2447	284.00	23	392.00	31
96.00	2076	178.00	48	288.00	28	393.00	74
97.00	10	179.00	129	289.00	65	395.00	44
103.00	105	181.00	62	290.00	36	397.00	26
104.00	226	182.00	91	291.00	41		
105.00	81	183.00	136	292.00	16		
106.00	217	184.00	37	296.00	70		

TestAmerica Edison
Target Compound Quantitation Report

Data File: \\ChromNA\Edison\ChromData\CVOAMS6\20180309-68556.b\F60583.D
Lims ID: BFB
Client ID:
Sample Type: BFB
Inject. Date: 09-Mar-2018 09:29:30 ALS Bottle#: 99 Worklist Smp#: 1
Injection Vol: 5.0 mL Dil. Factor: 1.0000
Sample Info: BFB
Misc. Info.: 460-0068556-001
Operator ID: Instrument ID: CVOAMS6

Method: \\ChromNA\Edison\ChromData\CVOAMS6\20180309-68556.b\8260624W6.m
Limit Group: VOA - 8260C DKQP Water and Solid
Last Update: 09-Mar-2018 11:37:42 Calib Date: 09-Mar-2018 04:49:30
Integrator: RTE ID Type: Deconvolution ID
Quant Method: Internal Standard Quant By: Initial Calibration
Last ICal File: \\ChromNA\Edison\ChromData\CVOAMS6\20180309-68530.b\F60575.D

Column 1 : Rtx-624 (0.25 mm) Det: MS SCAN
Process Host: XAWRK023

First Level Reviewer: moroneyc Date: 09-Mar-2018 09:37:07

Compound	Sig	RT (min.)	Exp RT (min.)	Dlt RT (min.)	Q	Response	Cal Amt ug/l	OnCol Amt ug/l	Flags
$ 133 BFB	95	3.425	3.425	0.000	92	88376	NR	NR	

QC Flag Legend

Processing Flags
NR - Missing Quant Standard

Reagents:

BFB_00016 Amount Added: 1.00 Units: uL

MS Tune Report

TestAmerica Edison

Data File: \\ChromNA\Edison\ChromData\CVOAMS6\20180309-68556.b\F60583.D
Injection Date: 09-Mar-2018 09:29:30 Instrument ID: CVOAMS6
Lims ID: BFB
Client ID:
Operator ID: ALS Bottle#: 99 Worklist Smp#: 1
Injection Vol: 5.0 mL Dil. Factor: 1.0000
Method: 8260624W6 Limit Group: VOA - 8260C DKQP Water and Solid
Tune Method: BFB Method 8260

$ 133 BFB

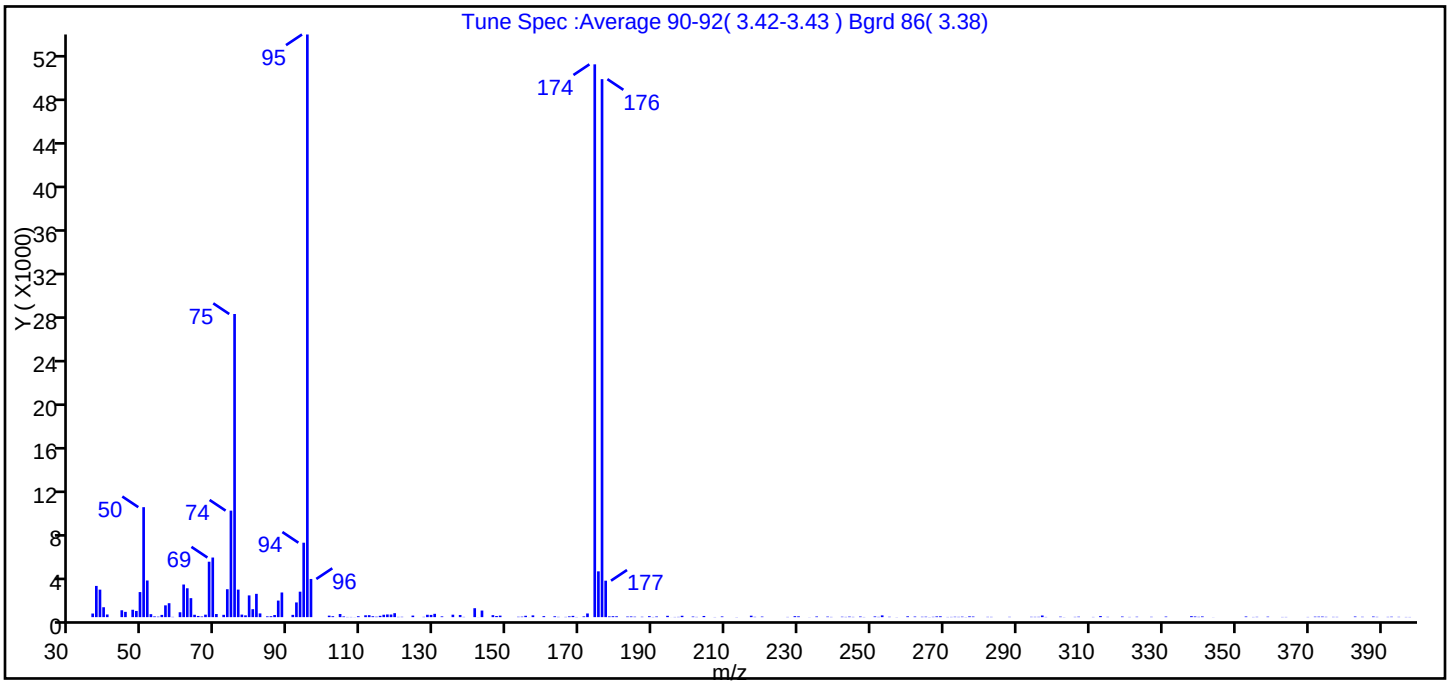

m/z	Ion Abundance Criteria	% Relative Abundance
95	Base peak, 100% relative abundance	100.0
50	15 to 40% of m/z 95	18.9
75	30 to 60% of m/z 95	52.0
96	5 to 9% of m/z 95	6.6
173	Less than 2% of m/z 174	0.0 (0.0)
174	50 to 120% of m/z 95	94.9
175	5 to 9% of m/z 174	7.9 (8.3)
176	Greater than 95% but less than 101% of m/z 174	92.3 (97.3)
177	5 to 9% of m/z 176	6.3 (6.8)

Data File: \\ChromNA\Edison\ChromData\CVOAMS6\20180309-68556.b\F60583.D\8260624W6.rslt\spectra.d
Injection Date: 09-Mar-2018 09:29:30
Spectrum: Tune Spec :Average 90-92(3.42-3.43) Bgrd 86(3.38)
Base Peak: 95.00
Minimum % Base Peak: 0
Number of Points: 210

m/z	Y	m/z	Y	m/z	Y	m/z	Y
36.00	331	102.00	85	179.00	85	275.00	44
37.00	2868	103.00	3	180.00	79	276.00	12
38.00	2526	104.00	288	183.00	54	277.00	70
39.00	910	105.00	64	184.00	63	278.00	56
40.00	244	106.00	18	185.00	41	282.00	27
44.00	632	107.00	18	187.00	34	283.00	24
45.00	486	108.00	8	189.00	88	288.00	28
47.00	679	109.00	83	190.00	17	294.00	30
48.00	569	111.00	170	191.00	59	295.00	28
49.00	2303	112.00	181	194.00	122	296.00	29
50.00	10103	113.00	84	195.00	3	297.00	151
51.00	3368	114.00	41	196.00	18	298.00	19
52.00	274	115.00	121	197.00	24	302.00	44
53.00	67	116.00	221	198.00	126	303.00	10
54.00	44	117.00	247	201.00	54	306.00	25
55.00	206	118.00	240	202.00	22	307.00	42
56.00	1083	119.00	363	204.00	107	311.00	19
57.00	1281	120.00	24	207.00	14	313.00	98
58.00	24	121.00	31	209.00	64	315.00	27
60.00	449	124.00	142	213.00	13	319.00	56
61.00	2998	127.00	28	217.00	133	321.00	20
62.00	2653	128.00	219	218.00	28	323.00	38
63.00	1745	129.00	204	220.00	52	327.00	30
64.00	218	130.00	305	227.00	20	331.00	54
65.00	109	132.00	70	229.00	88	338.00	88
66.00	61	135.00	226	230.00	72	339.00	60
67.00	228	137.00	199	233.00	9	340.00	29
68.00	5092	138.00	22	235.00	61	341.00	64
69.00	5476	141.00	821	238.00	50	344.00	8
70.00	287	142.00	6	239.00	21	353.00	61
72.00	213	143.00	606	242.00	38	355.00	18
73.00	2565	146.00	183	243.00	22	356.00	29
74.00	9785	147.00	103	244.00	48	359.00	45

Report Date: 09-Mar-2018 11:37:43 Chrom Revision: 2.2 08-Feb-2018 13:38:42
Data File: \\ChromNA\Edison\ChromData\CVOAMS6\20180309-68556.b\F60583.D\8260624W6.rslt\spectra.d
Injection Date: 09-Mar-2018 09:29:30
Spectrum: Tune Spec :Average 90-92(3.42-3.43) Bgrd 86(3.38)
Base Peak: 95.00
Minimum % Base Peak: 0
Number of Points: 210

m/z	Y	m/z	Y	m/z	Y	m/z	Y
75.00	27848	148.00	141	245.00	24	363.00	18
76.00	2530	153.00	34	247.00	55	364.00	19
77.00	234	154.00	45	248.00	16	370.00	19
78.00	164	155.00	125	251.00	66	372.00	45
79.00	1998	156.00	4	252.00	24	373.00	46
80.00	731	157.00	162	253.00	161	374.00	51
81.00	2141	160.00	92	255.00	33	375.00	30
82.00	343	163.00	80	257.00	11	377.00	25
84.00	71	164.00	26	260.00	75	378.00	24
85.00	85	166.00	22	262.00	55	383.00	58
86.00	194	167.00	72	264.00	34	385.00	31
87.00	1522	168.00	118	265.00	42	388.00	55
88.00	2266	169.00	16	266.00	12	389.00	26
91.00	210	171.00	69	267.00	31	392.00	25
92.00	1352	172.00	339	268.00	67	393.00	39
93.00	2339	174.00	50784	269.00	77	395.00	28
94.00	6839	175.00	4208	271.00	18	397.00	18
95.00	53528	176.00	49424	272.00	22	398.00	17
96.00	3508	177.00	3349	273.00	36		
101.00	137	178.00	67	274.00	26		

TestAmerica Edison
Target Compound Quantitation Report

Data File: \\ChromNA\Edison\ChromData\CVOAMS6\20180309-68582.b\F60614.D
Lims ID: BFB
Client ID:
Sample Type: BFB
Inject. Date: 09-Mar-2018 22:18:30 ALS Bottle#: 99 Worklist Smp#: 1
Injection Vol: 5.0 mL Dil. Factor: 1.0000
Sample Info: BFB
Misc. Info.: 460-0068582-001
Operator ID: Instrument ID: CVOAMS6

Method: \\ChromNA\Edison\ChromData\CVOAMS6\20180309-68582.b\8260624W6.m
Limit Group: VOA - 8260C DKQP Water and Solid
Last Update: 09-Mar-2018 23:37:03 Calib Date: 09-Mar-2018 04:49:30
Integrator: RTE ID Type: Deconvolution ID
Quant Method: Internal Standard Quant By: Initial Calibration
Last ICal File: \\ChromNA\Edison\ChromData\CVOAMS6\20180309-68530.b\F60575.D

Column 1 : Rtx-624 (0.25 mm) Det: MS SCAN
Process Host: XAWRK015

First Level Reviewer: starzecm Date: 09-Mar-2018 23:37:03

Compound	Sig	RT (min.)	Exp RT (min.)	Dlt RT (min.)	Q	Response	Cal Amt ug/l	OnCol Amt ug/l	Flags
$ 133 BFB	95	3.425	3.425	0.000	93	45831	NR	NR	a

QC Flag Legend

Processing Flags
NR - Missing Quant Standard
Review Flags
a - User Assigned ID

Reagents:

BFB_00016 Amount Added: 1.00 Units: uL

MS Tune Report

TestAmerica Edison

Data File: \\ChromNA\Edison\ChromData\CVOAMS6\20180309-68582.b\F60614.D
Injection Date: 09-Mar-2018 22:18:30 Instrument ID: CVOAMS6
Lims ID: BFB
Client ID:
Operator ID: ALS Bottle#: 99 Worklist Smp#: 1
Injection Vol: 5.0 mL Dil. Factor: 1.0000
Method: 8260624W6 Limit Group: VOA - 8260C DKQP Water and Solid
Tune Method: BFB Method 8260

$ 133 BFB

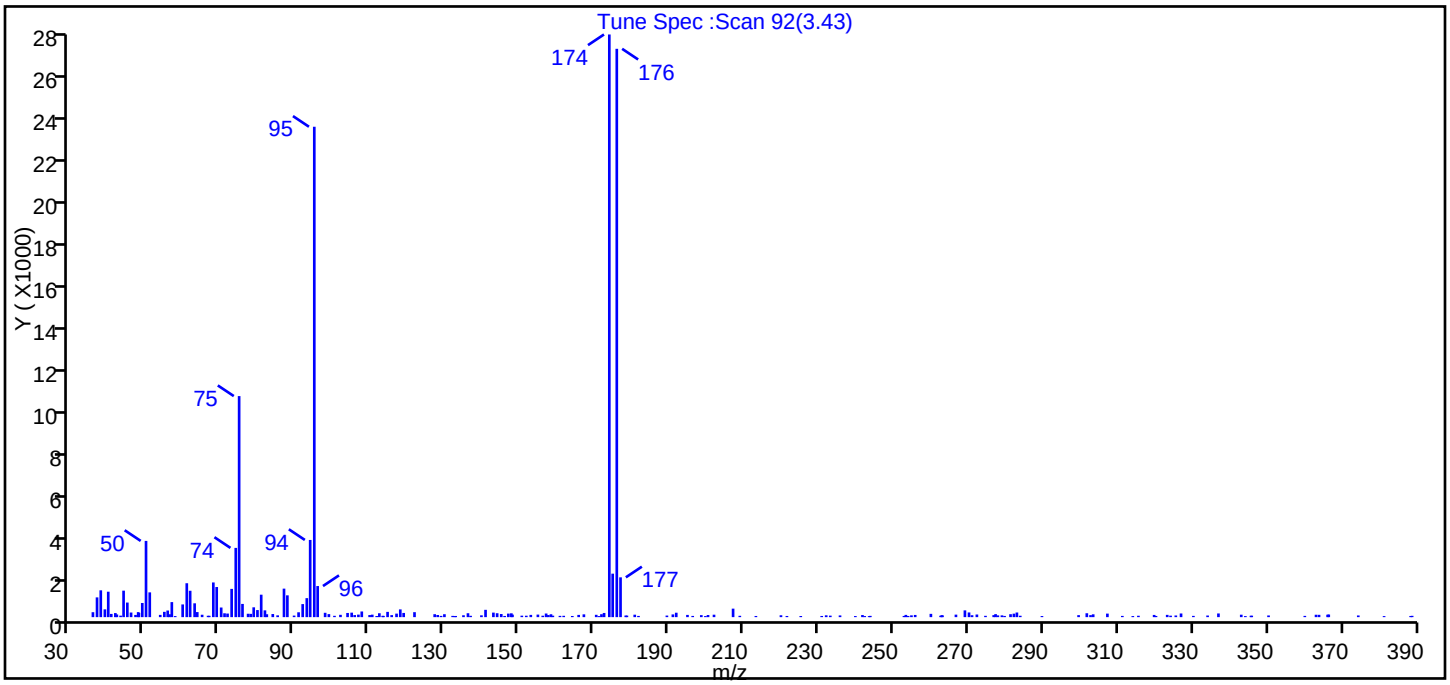

m/z	Ion Abundance Criteria	% Relative Abundance
95	Base peak, 100% relative abundance	100.0
50	15 to 40% of m/z 95	15.5
75	30 to 60% of m/z 95	45.1
96	5 to 9% of m/z 95	6.3
173	Less than 2% of m/z 174	0.9 (0.7)
174	50 to 120% of m/z 95	118.8
175	5 to 9% of m/z 174	8.9 (7.5)
176	Greater than 95% but less than 101% of m/z 174	115.9 (97.5)
177	5 to 9% of m/z 176	8.1 (7.0)

Data File: \\ChromNA\Edison\ChromData\CVOAMS6\20180309-68582.b\F60614.D\8260624W6.rslt\spectra.d
Injection Date: 09-Mar-2018 22:18:30
Spectrum: Tune Spec :Scan 92(3.43)
Base Peak: 174.00
Minimum % Base Peak: 0
Number of Points: 205

m/z	Y	m/z	Y	m/z	Y	m/z	Y
35.90	234	89.70	74	157.10	172	262.90	89
37.00	937	90.90	230	157.70	99	263.10	83
38.00	1272	92.00	619	158.40	137	266.70	119
39.10	369	93.10	901	158.90	70	269.10	321
40.00	1206	94.00	3661	160.80	61	270.20	222
40.80	153	95.10	23256	161.80	64	271.00	91
41.90	193	96.00	1475	164.10	55	272.30	125
42.30	127	98.00	206	165.80	107	274.60	63
43.30	71	99.00	143	167.20	133	276.80	96
44.10	1256	100.50	63	170.50	111	277.30	143
45.10	692	102.10	110	171.20	50	277.90	83
46.10	219	104.00	198	171.90	139	279.00	84
47.30	105	105.10	213	172.60	198	279.70	57
48.00	238	105.90	99	174.00	27632	281.30	140
48.20	205	106.90	120	174.90	2062	282.20	165
49.10	671	107.80	269	176.00	26952	283.00	220
50.10	3615	109.90	99	177.00	1888	283.90	66
51.10	1175	110.60	118	178.40	75	289.70	52
53.90	107	111.80	53	178.70	73	299.50	95
55.00	251	112.50	185	180.80	116	301.70	185
55.90	314	113.40	62	181.80	58	302.70	96
56.40	137	113.60	59	189.40	75	303.40	134
57.00	713	114.70	250	191.00	130	307.20	168
57.90	50	115.80	96	191.90	210	311.20	59
59.90	603	117.10	167	194.90	106	314.00	51
61.00	1608	118.10	367	196.30	58	315.50	67
61.90	1251	119.00	199	198.60	95	319.70	105
63.10	656	121.90	236	199.70	51	320.20	56
63.80	240	127.30	140	200.40	101	323.20	108
65.10	114	128.10	102	202.00	116	324.10	70
66.70	65	129.00	60	207.10	403	325.50	79
67.00	63	129.90	139	208.90	64	326.90	174
68.10	1645	132.10	60	213.20	55	330.20	60

Report Date: 09-Mar-2018 23:37:03 Chrom Revision: 2.2 08-Feb-2018 13:38:42
Data File: \\ChromNA\Edison\ChromData\CVOAMS6\20180309-68582.b\F60614.D\8260624W6.rslt\spectra.d
Injection Date: 09-Mar-2018 22:18:30
Spectrum: Tune Spec :Scan 92(3.43)
Base Peak: 174.00
Minimum % Base Peak: 0
Number of Points: 205

m/z	Y	m/z	Y	m/z	Y	m/z	Y
69.00	1428	132.70	50	219.90	89	334.00	77
70.20	457	132.90	56	221.50	55	336.90	175
71.10	183	135.00	89	225.20	54	343.00	116
71.90	170	136.20	186	230.80	56	344.10	50
73.00	1340	136.90	64	232.00	87	345.60	65
74.10	3284	139.80	86	233.10	71	345.80	68
75.00	10483	140.90	347	235.70	81	350.30	80
75.90	627	143.00	215	239.80	52	360.00	60
77.40	161	144.00	186	241.70	100	363.00	114
78.10	156	145.10	148	242.30	51	363.80	110
78.90	466	146.00	56	243.50	50	366.10	116
79.90	336	147.00	168	243.80	61	366.40	125
80.90	1065	147.80	182	252.80	57	374.30	80
81.90	322	148.10	120	253.30	107	381.20	50
82.40	137	150.60	70	253.90	56	388.30	55
84.00	148	151.80	68	254.80	85	388.70	63
85.30	85	153.00	107	255.80	104		
87.00	1352	154.90	121	260.00	156		
87.90	1034	156.20	68	262.60	67		

TestAmerica Edison
Target Compound Quantitation Report

Data File: \\ChromNA\Edison\ChromData\CVOAMS6\20180312-68646.b\F60643.D
Lims ID: BFB
Client ID:
Sample Type: BFB
Inject. Date: 12-Mar-2018 05:20:30 ALS Bottle#: 99 Worklist Smp#: 1
Injection Vol: 5.0 mL Dil. Factor: 1.0000
Sample Info: BFB
Misc. Info.: 460-0068646-001
Operator ID: Instrument ID: CVOAMS6

Method: \\ChromNA\Edison\ChromData\CVOAMS6\20180312-68646.b\8260624W6.m
Limit Group: VOA - 8260C DKQP Water and Solid
Last Update: 12-Mar-2018 08:47:28 Calib Date: 09-Mar-2018 04:49:30
Integrator: RTE ID Type: Deconvolution ID
Quant Method: Internal Standard Quant By: Initial Calibration
Last ICal File: \\ChromNA\Edison\ChromData\CVOAMS6\20180309-68530.b\F60575.D

Column 1 : Rtx-624 (0.25 mm) Det: MS SCAN
Process Host: XAWRK007

Compound	Sig	RT (min.)	Exp RT (min.)	Dlt RT (min.)	Q	Response	Cal Amt ug/l	OnCol Amt ug/l	Flags
$ 133 BFB	95	3.424	3.424	0.000	95	79026	NR	NR	

QC Flag Legend

Processing Flags
NR - Missing Quant Standard

Reagents:

BFB_00016 Amount Added: 1.00 Units: uL

MS Tune Report

TestAmerica Edison

Data File: \\ChromNA\Edison\ChromData\CVOAMS6\20180312-68646.b\F60643.D
Injection Date: 12-Mar-2018 05:20:30 Instrument ID: CVOAMS6
Lims ID: BFB
Client ID:
Operator ID: ALS Bottle#: 99 Worklist Smp#: 1
Injection Vol: 5.0 mL Dil. Factor: 1.0000
Method: 8260624W6 Limit Group: VOA - 8260C DKQP Water and Solid
Tune Method: BFB Method 8260

$ 133 BFB

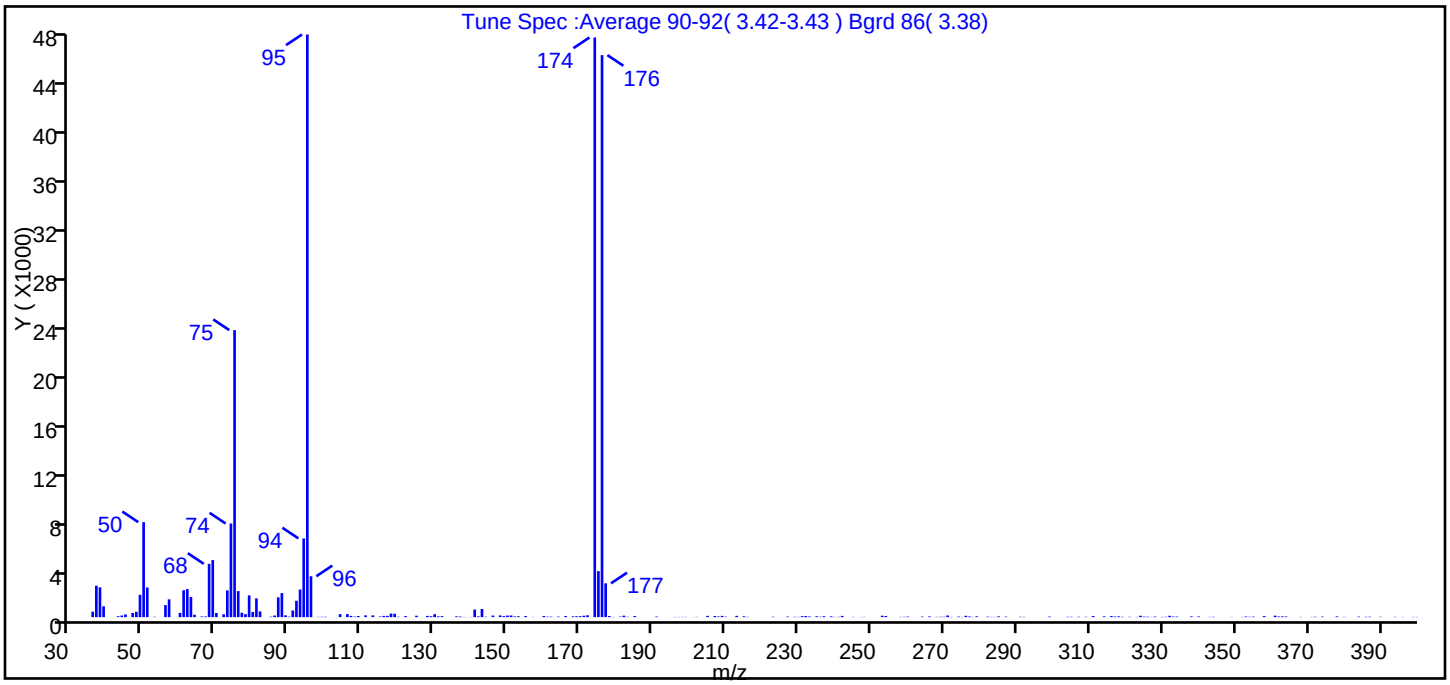

m/z	Ion Abundance Criteria	% Relative Abundance
95	Base peak, 100% relative abundance	100.0
50	15 to 40% of m/z 95	16.3
75	30 to 60% of m/z 95	49.3
96	5 to 9% of m/z 95	7.0
173	Less than 2% of m/z 174	0.0 (0.0)
174	50 to 120% of m/z 95	99.5
175	5 to 9% of m/z 174	7.9 (7.9)
176	Greater than 95% but less than 101% of m/z 174	96.5 (97.0)
177	5 to 9% of m/z 176	5.8 (6.0)

Data File: \\ChromNA\Edison\ChromData\CVOAMS6\20180312-68646.b\F60643.D\8260624W6.rslt\spectra.d
Injection Date: 12-Mar-2018 05:20:30
Spectrum: Tune Spec :Average 90-92(3.42-3.43) Bgrd 86(3.38)
Base Peak: 95.00
Minimum % Base Peak: 0
Number of Points: 220

m/z	Y	m/z	Y	m/z	Y	m/z	Y
36.00	452	108.00	44	185.00	92	287.00	42
37.00	2584	109.00	97	191.00	49	291.00	31
38.00	2449	111.00	146	196.00	20	292.00	26
39.00	890	112.00	1	197.00	19	299.00	48
43.00	77	113.00	146	198.00	20	304.00	30
44.00	135	115.00	49	199.00	20	305.00	31
45.00	223	116.00	104	201.00	12	306.00	2
47.00	341	117.00	106	202.00	24	307.00	33
48.00	439	118.00	290	205.00	106	309.00	29
49.00	1835	119.00	276	207.00	95	311.00	90
50.00	7807	120.00	34	208.00	54	314.00	65
51.00	2438	122.00	86	209.00	104	316.00	85
53.00	31	125.00	117	210.00	39	317.00	52
56.00	989	128.00	102	213.00	108	318.00	63
57.00	1463	129.00	77	215.00	70	319.00	31
60.00	348	130.00	241	216.00	25	321.00	30
61.00	2210	131.00	67	223.00	35	323.00	20
62.00	2304	132.00	84	227.00	48	324.00	114
63.00	1661	136.00	67	229.00	29	325.00	43
64.00	195	137.00	54	230.00	20	326.00	39
66.00	58	138.00	17	231.00	81	327.00	18
67.00	57	139.00	3	232.00	92	328.00	49
68.00	4381	140.00	14	233.00	53	330.00	20
69.00	4693	141.00	623	235.00	72	331.00	30
70.00	339	142.00	64	236.00	34	332.00	112
72.00	232	143.00	670	237.00	73	333.00	46
73.00	2200	144.00	32	239.00	63	334.00	46
74.00	7699	146.00	132	240.00	17	338.00	60
75.00	23600	148.00	142	241.00	26	340.00	56
76.00	2140	149.00	83	242.00	103	343.00	21
77.00	363	150.00	131	245.00	22	344.00	29
78.00	247	151.00	137	247.00	14	349.00	17
79.00	1789	152.00	59	248.00	20	352.00	24

Report Date: 12-Mar-2018 08:47:29 Chrom Revision: 2.2 08-Feb-2018 13:38:42
Data File: \\ChromNA\Edison\ChromData\CVOAMS6\20180312-68646.b\F60643.D\8260624W6.rslt\spectra.d
Injection Date: 12-Mar-2018 05:20:30
Spectrum: Tune Spec :Average 90-92(3.42-3.43) Bgrd 86(3.38)
Base Peak: 95.00
Minimum % Base Peak: 0
Number of Points: 220

m/z	Y	m/z	Y	m/z	Y	m/z	Y
80.00	428	153.00	73	253.00	116	353.00	53
81.00	1543	155.00	88	254.00	96	354.00	30
82.00	468	157.00	19	258.00	23	355.00	46
85.00	40	160.00	92	259.00	28	358.00	86
86.00	130	161.00	38	260.00	48	361.00	123
87.00	1630	162.00	41	264.00	47	362.00	52
88.00	1979	164.00	45	266.00	58	363.00	62
89.00	149	166.00	93	268.00	25	364.00	57
90.00	40	168.00	65	269.00	30	368.00	20
91.00	547	169.00	73	270.00	34	371.00	19
92.00	1345	170.00	80	271.00	137	372.00	35
93.00	2270	171.00	118	272.00	18	374.00	46
94.00	6474	172.00	155	274.00	47	378.00	60
95.00	47904	174.00	47656	275.00	19	380.00	22
96.00	3362	175.00	3782	276.00	112	384.00	45
98.00	24	176.00	46208	277.00	55	386.00	33
99.00	29	177.00	2780	278.00	19	387.00	37
100.00	30	178.00	92	279.00	66	390.00	29
103.00	11	179.00	16	282.00	41	394.00	25
104.00	244	181.00	43	283.00	21	396.00	18
106.00	251	182.00	121	284.00	20	399.00	20
107.00	102	183.00	30	285.00	64	400.00	19

FORM I
GC/MS VOA ORGANICS ANALYSIS DATA SHEET

Lab Name: TestAmerica Edison | Job No.: 460-151079-1

SDG No.:

Client Sample ID: | Lab Sample ID: MB 460-501928/9

Matrix: Water | Lab File ID: E82028.D

Analysis Method: 8260C | Date Collected:

Sample wt/vol: 5(mL) | Date Analyzed: 03/07/2018 12:28

Soil Aliquot Vol: | Dilution Factor: 1

Soil Extract Vol.: | GC Column: Rtx-VMS ID: 0.18(mm)

% Moisture: | Level: (low/med) Low

Analysis Batch No.: 501928 | Units: ug/L

CAS NO.	COMPOUND NAME	RESULT	Q	RL	MDL
71-55-6	1,1,1-Trichloroethane	0.28	U	1.0	0.28
79-34-5	1,1,2,2-Tetrachloroethane	0.19	U	1.0	0.19
79-00-5	1,1,2-Trichloroethane	0.080	U	1.0	0.080
75-34-3	1,1-Dichloroethane	0.24	U	1.0	0.24
75-35-4	1,1-Dichloroethene	0.34	U	1.0	0.34
87-61-6	1,2,3-Trichlorobenzene	0.35	U	1.0	0.35
120-82-1	1,2,4-Trichlorobenzene	0.27	U	1.0	0.27
96-12-8	1,2-Dibromo-3-Chloropropane	0.23	U	1.0	0.23
106-93-4	1,2-Dibromoethane	0.19	U	1.0	0.19
95-50-1	1,2-Dichlorobenzene	0.22	U	1.0	0.22
107-06-2	1,2-Dichloroethane	0.25	U	1.0	0.25
78-87-5	1,2-Dichloropropane	0.18	U	1.0	0.18
541-73-1	1,3-Dichlorobenzene	0.33	U	1.0	0.33
106-46-7	1,4-Dichlorobenzene	0.33	U	1.0	0.33
123-91-1	1,4-Dioxane	8.7	U	50	8.7
78-93-3	2-Butanone	2.2	U	5.0	2.2
591-78-6	2-Hexanone	0.72	U	5.0	0.72
108-10-1	4-Methyl-2-pentanone	0.63	U	5.0	0.63
67-64-1	Acetone	1.1	U	5.0	1.1
71-43-2	Benzene	0.090	U	1.0	0.090
74-97-5	Bromochloromethane	0.30	U	1.0	0.30
75-27-4	Bromodichloromethane	0.15	U	1.0	0.15
75-25-2	Bromoform	0.18	U	1.0	0.18
74-83-9	Bromomethane	0.18	U	1.0	0.18
75-15-0	Carbon disulfide	0.22	U	1.0	0.22
56-23-5	Carbon tetrachloride	0.33	U	1.0	0.33
108-90-7	Chlorobenzene	0.24	U	1.0	0.24
75-00-3	Chloroethane	0.37	U	1.0	0.37
67-66-3	Chloroform	0.22	U	1.0	0.22
74-87-3	Chloromethane	0.22	U	1.0	0.22
156-59-2	cis-1,2-Dichloroethene	0.26	U	1.0	0.26
10061-01-5	cis-1,3-Dichloropropene	0.16	U	1.0	0.16
110-82-7	Cyclohexane	0.26	U	1.0	0.26
124-48-1	Dibromochloromethane	0.22	U	1.0	0.22
75-71-8	Dichlorodifluoromethane	0.14	U	1.0	0.14
100-41-4	Ethylbenzene	0.30	U	1.0	0.30

FORM I
GC/MS VOA ORGANICS ANALYSIS DATA SHEET

Lab Name: TestAmerica Edison | Job No.: 460-151079-1

SDG No.:

Client Sample ID: | Lab Sample ID: MB 460-501928/9

Matrix: Water | Lab File ID: E82028.D

Analysis Method: 8260C | Date Collected:

Sample wt/vol: 5(mL) | Date Analyzed: 03/07/2018 12:28

Soil Aliquot Vol: | Dilution Factor: 1

Soil Extract Vol.: | GC Column: Rtx-VMS ID: 0.18(mm)

% Moisture: | Level: (low/med) Low

Analysis Batch No.: 501928 | Units: ug/L

CAS NO.	COMPOUND NAME	RESULT	Q	RL	MDL
76-13-1	Freon TF	0.34	U	1.0	0.34
98-82-8	Isopropylbenzene	0.32	U	1.0	0.32
179601-23-1	m&p-Xylene	0.28	U	1.0	0.28
79-20-9	Methyl acetate	0.58	U	5.0	0.58
108-87-2	Methylcyclohexane	0.22	U	1.0	0.22
75-09-2	Methylene Chloride	0.21	U	1.0	0.21
1634-04-4	MTBE	0.13	U	1.0	0.13
95-47-6	o-Xylene	0.32	U	1.0	0.32
100-42-5	Styrene	0.17	U	1.0	0.17
127-18-4	Tetrachloroethene	0.12	U	1.0	0.12
108-88-3	Toluene	0.25	U	1.0	0.25
156-60-5	trans-1,2-Dichloroethene	0.18	U	1.0	0.18
10061-02-6	trans-1,3-Dichloropropene	0.19	U	1.0	0.19
79-01-6	Trichloroethene	0.22	U	1.0	0.22
75-69-4	Trichlorofluoromethane	0.15	U	1.0	0.15
75-01-4	Vinyl chloride	0.060	U	1.0	0.060

CAS NO.	SURROGATE	%REC	Q	LIMITS
17060-07-0	1,2-Dichloroethane-d4 (Surr)	104		70-130
460-00-4	Bromofluorobenzene	94		70-130
1868-53-7	Dibromofluoromethane (Surr)	101		70-130
2037-26-5	Toluene-d8 (Surr)	105		70-130

FORM I
GC/MS VOA ORGANICS ANALYSIS DATA SHEET
TENTATIVELY IDENTIFIED COMPOUNDS

Lab Name: TestAmerica Edison | Job No.: 460-151079-1

SDG No.:

Client Sample ID: | Lab Sample ID: MB 460-501928/9

Matrix: Water | Lab File ID: E82028.D

Analysis Method: 8260C | Date Collected:

Sample wt/vol: 5(mL) | Date Analyzed: 03/07/2018 12:28

Soil Aliquot Vol: | Dilution Factor: 1

Soil Extract Vol.: | GC Column: Rtx-VMS ID: 0.18(mm)

% Moisture: | Level: (low/med) Low

Analysis Batch No.: 501928 | Units: ug/L

Number TICs Found: 0 | TIC Result Total: 0

CAS NO.	COMPOUND NAME	RT	RESULT	Q	MATCH QUALITY
	Tentatively Identified Compound		None		

TestAmerica Edison
Target Compound Quantitation Report

Data File: \\ChromNA\Edison\ChromData\CVOAMS5\20180307-68451.b\E82028.D
Lims ID: MB
Client ID:
Sample Type: MB
Inject. Date: 07-Mar-2018 12:28:30 ALS Bottle#: 8 Worklist Smp#: 9
Purge Vol: 5.000 mL Dil. Factor: 1.0000
Sample Info: MB
Misc. Info.: 460-0068451-009
Operator ID: Instrument ID: CVOAMS5

Method: \\ChromNA\Edison\ChromData\CVOAMS5\20180307-68451.b\8260W_5.m
Limit Group: VOA - 8260C DKQP Water and Solid
Last Update: 11-Mar-2018 22:21:22 Calib Date: 06-Mar-2018 08:33:30
Integrator: RTE ID Type: Deconvolution ID
Quant Method: Internal Standard Quant By: Initial Calibration
Last ICal File: \\ChromNA\Edison\ChromData\CVOAMS5\20180306-68384.b\E81978.D

Column 1 : Rtx-VMS (0.18 mm) Det: MS SCAN
Process Host: XAWRK026

First Level Reviewer: baronm Date: 11-Mar-2018 22:20:52

Compound	Sig	RT (min.)	Exp RT (min.)	Dlt RT (min.)	Q	Response	Cal Amt ug/l	OnCol Amt ug/l	Flags
* 29 TBA-d9 (IS)	65	2.274	2.274	0.000	92	82529	1000.0	1000.0	
$ 47 Dibromofluoromethane (Surr	113	3.328	3.327	0.001	96	119557	50.0	50.6	
* 49 2-Butanone-d5	46	3.402	3.402	0.000	99	129704	250.0	250.0	
$ 57 1,2-Dichloroethane-d4 (Sur	65	3.764	3.764	0.000	96	120649	50.0	51.9	
* 61 Fluorobenzene	96	4.011	4.011	0.000	99	446997	50.0	50.0	
* 72 1,4-Dioxane-d8	96	4.932	4.941	-0.008	97	12474	1000.0	1000.0	
$ 78 Toluene-d8 (Surr)	98	5.615	5.615	0.000	99	471375	50.0	52.7	
* 92 Chlorobenzene-d5	117	7.541	7.541	0.000	85	369045	50.0	50.0	
$ 103 4-Bromofluorobenzene	174	9.335	9.335	0.000	91	124643	50.0	47.2	
* 119 1,4-Dichlorobenzene-d4	152	11.121	11.121	0.000	95	191432	50.0	50.0	

Reagents:

8260SURR250_00169 Amount Added: 1.00 Units: uL Run Reagent
8260ISNEW_00119 Amount Added: 1.00 Units: uL Run Reagent

Report Date: 11-Mar-2018 22:21:28 Chrom Revision: 2.2 08-Feb-2018 13:38:42

TestAmerica Edison

Data File: \\ChromNA\Edison\ChromData\CVOAMS5\20180307-68451.b\E82028.D

Injection Date:	07-Mar-2018 12:28:30	Instrument ID:	CVOAMS5	Operator ID:	
Lims ID:	MB			Worklist Smp#:	9
Client ID:					
Purge Vol:	5.000 mL	Dil. Factor:	1.0000	ALS Bottle#:	8
Method:	8260W_5	Limit Group:	VOA - 8260C DKQP Water and Solid		

Column: Rtx-VMS (0.18 mm)

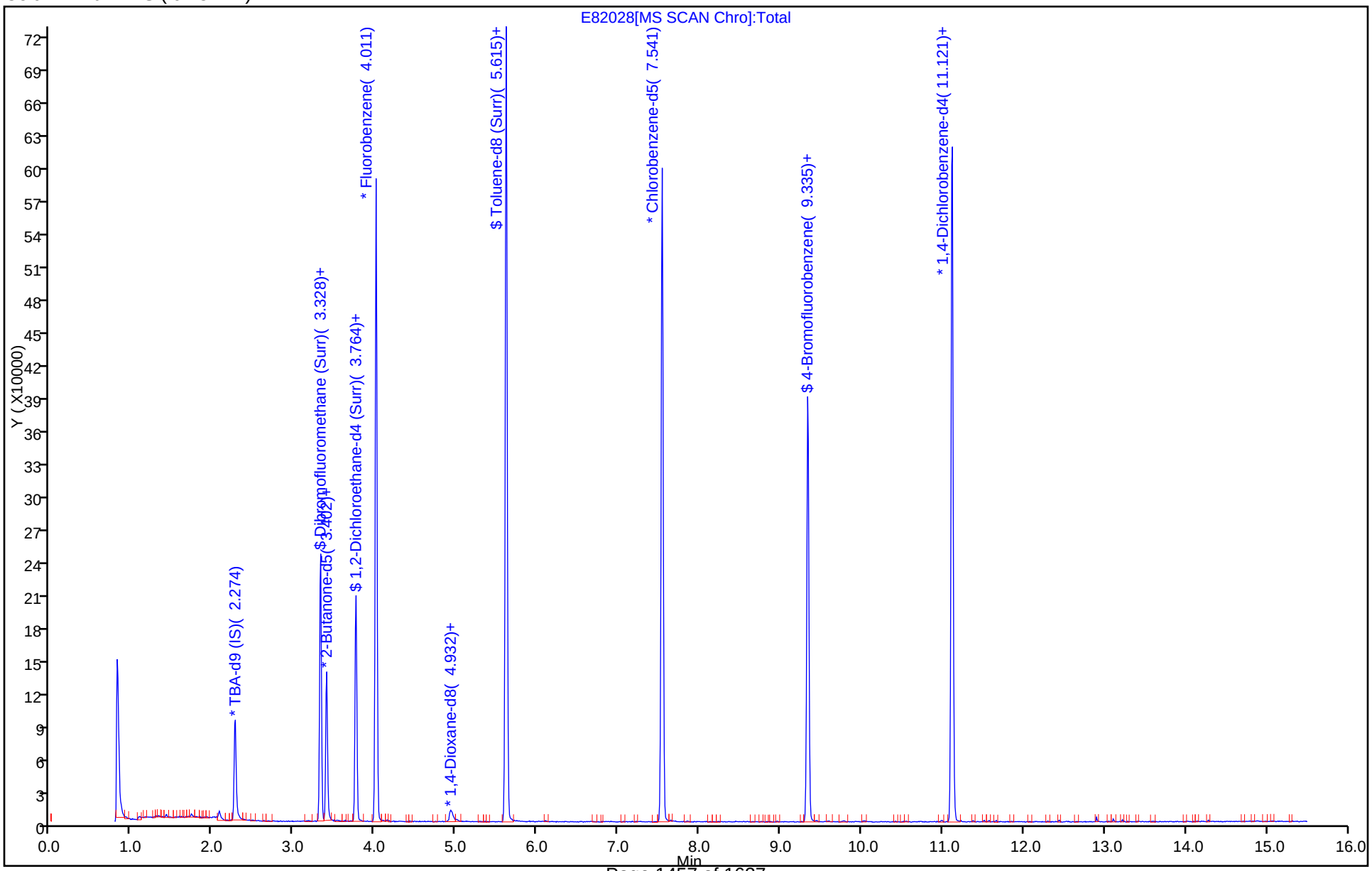

FORM I
GC/MS VOA ORGANICS ANALYSIS DATA SHEET

Lab Name: TestAmerica Edison | Job No.: 460-151079-1

SDG No.:

Client Sample ID: | Lab Sample ID: MB 460-502418/8

Matrix: Water | Lab File ID: F60590.D

Analysis Method: 8260C | Date Collected:

Sample wt/vol: 5(mL) | Date Analyzed: 03/09/2018 12:12

Soil Aliquot Vol: | Dilution Factor: 1

Soil Extract Vol.: | GC Column: Rtx-624 ID: 0.25(mm)

% Moisture: | Level: (low/med) Low

Analysis Batch No.: 502418 | Units: ug/L

CAS NO.	COMPOUND NAME	RESULT	Q	RL	MDL
71-55-6	1,1,1-Trichloroethane	0.28	U	1.0	0.28
79-34-5	1,1,2,2-Tetrachloroethane	0.19	U	1.0	0.19
79-00-5	1,1,2-Trichloroethane	0.080	U	1.0	0.080
75-34-3	1,1-Dichloroethane	0.24	U	1.0	0.24
75-35-4	1,1-Dichloroethene	0.34	U	1.0	0.34
87-61-6	1,2,3-Trichlorobenzene	0.35	U	1.0	0.35
120-82-1	1,2,4-Trichlorobenzene	0.27	U	1.0	0.27
96-12-8	1,2-Dibromo-3-Chloropropane	0.23	U	1.0	0.23
106-93-4	1,2-Dibromoethane	0.19	U	1.0	0.19
95-50-1	1,2-Dichlorobenzene	0.22	U	1.0	0.22
107-06-2	1,2-Dichloroethane	0.25	U	1.0	0.25
78-87-5	1,2-Dichloropropane	0.18	U	1.0	0.18
541-73-1	1,3-Dichlorobenzene	0.33	U	1.0	0.33
106-46-7	1,4-Dichlorobenzene	0.33	U	1.0	0.33
123-91-1	1,4-Dioxane	8.7	U	50	8.7
78-93-3	2-Butanone	2.2	U	5.0	2.2
591-78-6	2-Hexanone	0.72	U	5.0	0.72
108-10-1	4-Methyl-2-pentanone	0.63	U	5.0	0.63
67-64-1	Acetone	1.1	U	5.0	1.1
71-43-2	Benzene	0.090	U	1.0	0.090
74-97-5	Bromochloromethane	0.30	U	1.0	0.30
75-27-4	Bromodichloromethane	0.15	U	1.0	0.15
75-25-2	Bromoform	0.18	U	1.0	0.18
74-83-9	Bromomethane	0.18	U	1.0	0.18
75-15-0	Carbon disulfide	0.22	U	1.0	0.22
56-23-5	Carbon tetrachloride	0.33	U	1.0	0.33
108-90-7	Chlorobenzene	0.24	U	1.0	0.24
75-00-3	Chloroethane	0.37	U	1.0	0.37
67-66-3	Chloroform	0.22	U	1.0	0.22
74-87-3	Chloromethane	0.22	U	1.0	0.22
156-59-2	cis-1,2-Dichloroethene	0.26	U	1.0	0.26
10061-01-5	cis-1,3-Dichloropropene	0.16	U	1.0	0.16
110-82-7	Cyclohexane	0.26	U	1.0	0.26
124-48-1	Dibromochloromethane	0.22	U	1.0	0.22
75-71-8	Dichlorodifluoromethane	0.14	U	1.0	0.14
100-41-4	Ethylbenzene	0.30	U	1.0	0.30

FORM I
GC/MS VOA ORGANICS ANALYSIS DATA SHEET

Lab Name: TestAmerica Edison | Job No.: 460-151079-1

SDG No.:

Client Sample ID: | Lab Sample ID: MB 460-502418/8

Matrix: Water | Lab File ID: F60590.D

Analysis Method: 8260C | Date Collected:

Sample wt/vol: 5(mL) | Date Analyzed: 03/09/2018 12:12

Soil Aliquot Vol: | Dilution Factor: 1

Soil Extract Vol.: | GC Column: Rtx-624 ID: 0.25(mm)

% Moisture: | Level: (low/med) Low

Analysis Batch No.: 502418 | Units: ug/L

CAS NO.	COMPOUND NAME	RESULT	Q	RL	MDL
76-13-1	Freon TF	0.34	U	1.0	0.34
98-82-8	Isopropylbenzene	0.32	U	1.0	0.32
179601-23-1	m&p-Xylene	0.28	U	1.0	0.28
79-20-9	Methyl acetate	0.58	U	5.0	0.58
108-87-2	Methylcyclohexane	0.22	U	1.0	0.22
75-09-2	Methylene Chloride	0.21	U	1.0	0.21
1634-04-4	MTBE	0.13	U	1.0	0.13
95-47-6	o-Xylene	0.32	U	1.0	0.32
100-42-5	Styrene	0.17	U	1.0	0.17
127-18-4	Tetrachloroethene	0.12	U	1.0	0.12
108-88-3	Toluene	0.25	U	1.0	0.25
156-60-5	trans-1,2-Dichloroethene	0.18	U	1.0	0.18
10061-02-6	trans-1,3-Dichloropropene	0.19	U	1.0	0.19
79-01-6	Trichloroethene	0.22	U	1.0	0.22
75-69-4	Trichlorofluoromethane	0.15	U	1.0	0.15
75-01-4	Vinyl chloride	0.060	U	1.0	0.060

CAS NO.	SURROGATE	%REC	Q	LIMITS
17060-07-0	1,2-Dichloroethane-d4 (Surr)	101		70-130
460-00-4	Bromofluorobenzene	100		70-130
1868-53-7	Dibromofluoromethane (Surr)	106		70-130
2037-26-5	Toluene-d8 (Surr)	97		70-130

FORM I
GC/MS VOA ORGANICS ANALYSIS DATA SHEET
TENTATIVELY IDENTIFIED COMPOUNDS

Lab Name: TestAmerica Edison Job No.: 460-151079-1

SDG No.:

Client Sample ID: Lab Sample ID: MB 460-502418/8

Matrix: Water Lab File ID: F60590.D

Analysis Method: 8260C Date Collected:

Sample wt/vol: 5(mL) Date Analyzed: 03/09/2018 12:12

Soil Aliquot Vol: Dilution Factor: 1

Soil Extract Vol.: GC Column: Rtx-624 ID: 0.25(mm)

% Moisture: Level: (low/med) Low

Analysis Batch No.: 502418 Units: ug/L

Number TICs Found: 0 TIC Result Total: 0

CAS NO.	COMPOUND NAME	RT	RESULT	Q	MATCH QUALITY
	Tentatively Identified Compound		None		

FORM I-TIC 8260C

Report Date: 12-Mar-2018 17:37:36 Chrom Revision: 2.2 08-Feb-2018 13:38:42

TestAmerica Edison
Target Compound Quantitation Report

Data File: \\ChromNA\Edison\ChromData\CVOAMS6\20180309-68556.b\F60590.D
Lims ID: MB
Client ID:
Sample Type: MB
Inject. Date: 09-Mar-2018 12:12:30 ALS Bottle#: 7 Worklist Smp#: 8
Purge Vol: 5.000 mL Dil. Factor: 1.0000
Sample Info: MB
Misc. Info.: 460-0068556-008
Operator ID: Instrument ID: CVOAMS6

Method: \\ChromNA\Edison\ChromData\CVOAMS6\20180309-68556.b\8260624W6.m
Limit Group: VOA - 8260C DKQP Water and Solid
Last Update: 12-Mar-2018 17:37:32 Calib Date: 09-Mar-2018 04:49:30
Integrator: RTE ID Type: Deconvolution ID
Quant Method: Internal Standard Quant By: Initial Calibration
Last ICal File: \\ChromNA\Edison\ChromData\CVOAMS6\20180309-68530.b\F60575.D

Column 1 : Rtx-624 (0.25 mm) Det: MS SCAN
Process Host: XAWRK008

First Level Reviewer: delpolitov Date: 12-Mar-2018 17:37:32

Compound	Sig	RT (min.)	Exp RT (min.)	Dlt RT (min.)	Q	Response	Cal Amt ug/l	OnCol Amt ug/l	Flags
* 26 TBA-d9 (IS)	65	3.209	3.209	0.000	0	270736	1000.0	1000.0	
* 38 2-Butanone-d5	46	4.269	4.261	0.008	0	241520	250.0	250.0	
$ 51 Dibromofluoromethane (Surr	113	4.746	4.738	0.008	97	165378	50.0	53.1	
$ 56 1,2-Dichloroethane-d4 (Sur	65	5.091	5.091	0.000	0	167448	50.0	50.5	
* 61 Fluorobenzene	96	5.362	5.362	0.000	99	537357	50.0	50.0	
* 67 1,4-Dioxane-d8	96	6.061	6.052	0.009	0	24444	1000.0	1000.0	
$ 78 Toluene-d8 (Surr)	98	7.030	7.022	0.008	99	539074	50.0	48.7	
* 89 Chlorobenzene-d5	117	8.822	8.813	0.009	85	456440	50.0	50.0	
$ 100 4-Bromofluorobenzene	174	10.070	10.070	0.000	95	219952	50.0	50.0	
* 116 1,4-Dichlorobenzene-d4	152	10.941	10.941	0.000	94	302874	50.0	50.0	

Reagents:

VOA6IS/SURR_00009 Amount Added: 5.00 Units: uL Run Reagent

Report Date: 12-Mar-2018 17:37:36 Chrom Revision: 2.2 08-Feb-2018 13:38:42

TestAmerica Edison

Data File: \\ChromNA\Edison\ChromData\CVOAMS6\20180309-68556.b\F60590.D

Injection Date:	09-Mar-2018 12:12:30	Instrument ID:	CVOAMS6	Operator ID:	
Lims ID:	MB			Worklist Smp#:	8
Client ID:					
Purge Vol:	5.000 mL	Dil. Factor:	1.0000	ALS Bottle#:	7
Method:	8260624W6	Limit Group:	VOA - 8260C DKQP Water and Solid		

Column: Rtx-624 (0.25 mm)

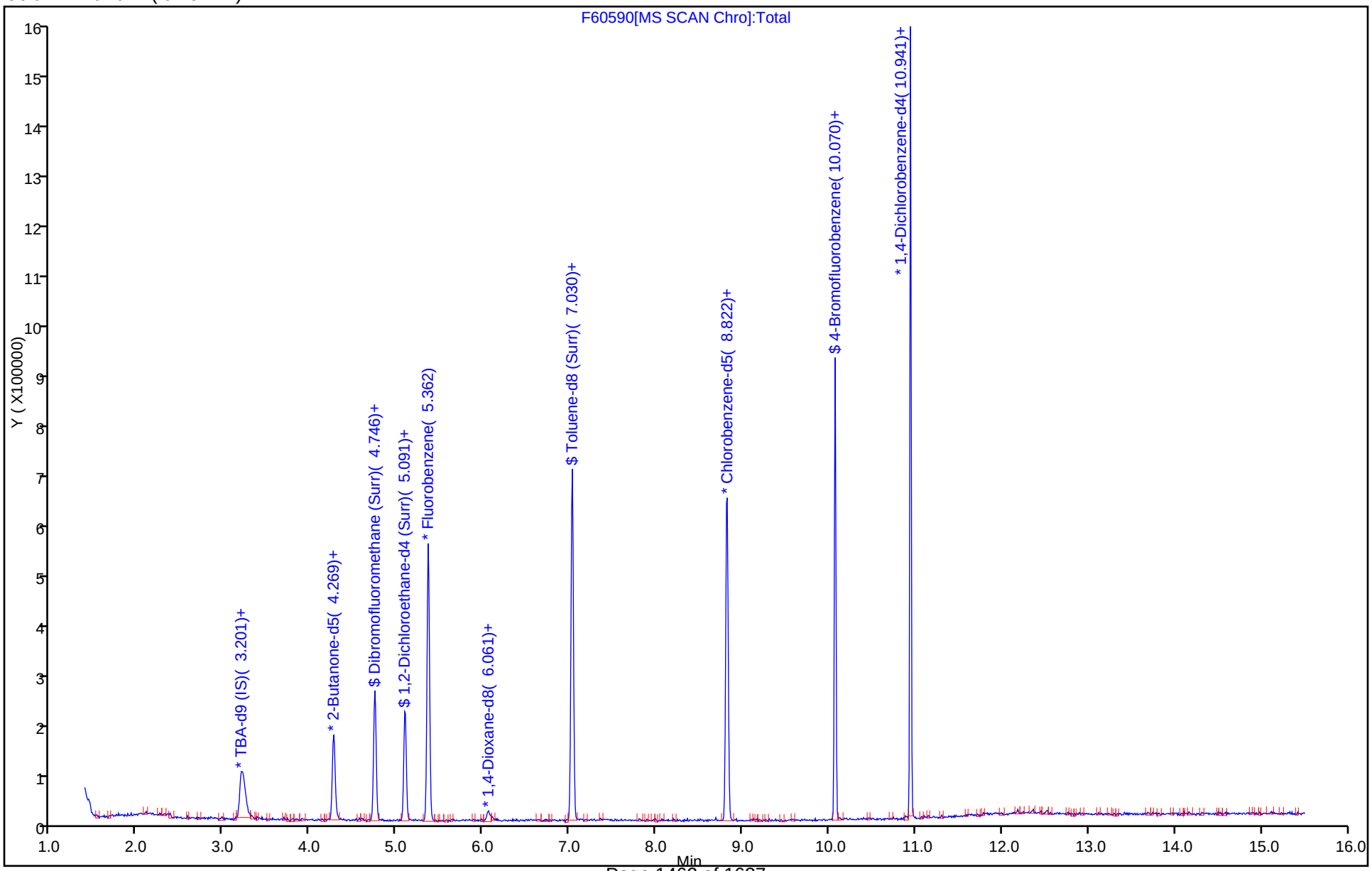

User Disabled Compound Report

TestAmerica Edison

Data File:	\\ChromNA\Edison\ChromData\CVOAMS6\20180309-68556.b\F60590.D				
Injection Date:	09-Mar-2018 12:12:30	Instrument ID:	CVOAMS6		
Lims ID:	MB				
Client ID:					
Operator ID:		ALS Bottle#:	7	Worklist Smp#:	8
Purge Vol:	5.000 mL	Dil. Factor:	1.0000		
Method:	8260624W6	Limit Group:	VOA - 8260C DKQP Water and Solid		
Column:	Rtx-624 (0.25 mm)	Detector	MS SCAN		

82 1,1,2-Trichloroethane, CAS: 79-00-5

Processing Results

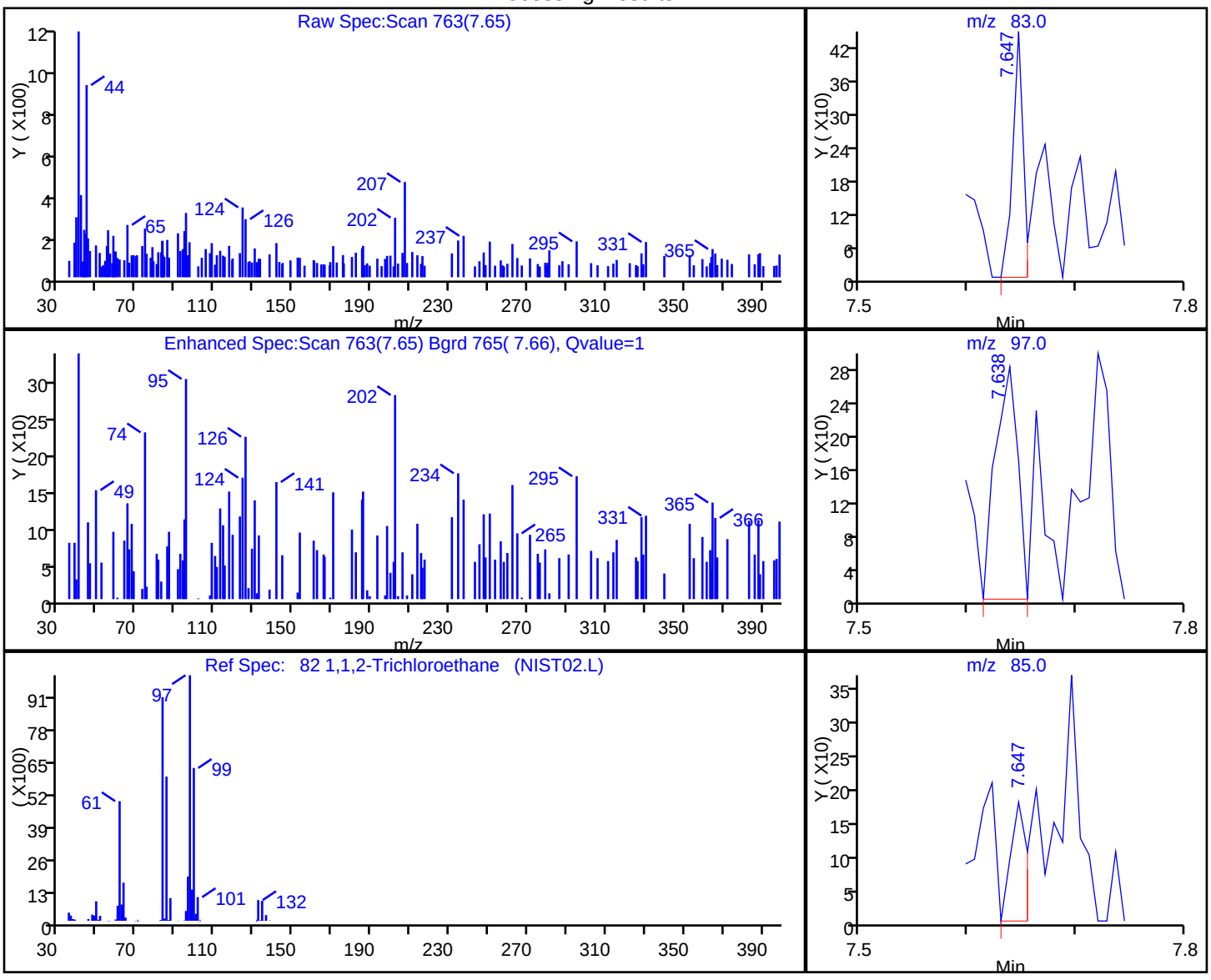

RT	Mass	Response	Amount
7.65	83.00	304	0.117214
7.64	97.00	398	
7.65	85.00	181	

Reviewer: delpolitov, 12-Mar-2018 17:37:32

Audit Action: Marked Compound Undetected Audit Reason: Invalid Compound ID

User Disabled Compound Report

TestAmerica Edison

Data File: \\ChromNA\Edison\ChromData\CVOAMS6\20180309-68556.b\F60590.D
Injection Date: 09-Mar-2018 12:12:30 Instrument ID: CVOAMS6
Lims ID: MB
Client ID:
Operator ID: ALS Bottle#: 7 Worklist Smp#: 8
Purge Vol: 5.000 mL Dil. Factor: 1.0000
Method: 8260624W6 Limit Group: VOA - 8260C DKQP Water and Solid
Column: Rtx-624 (0.25 mm) Detector MS SCAN

124 1,2-Dibromo-3-Chloropropane, CAS: 96-12-8

Processing Results

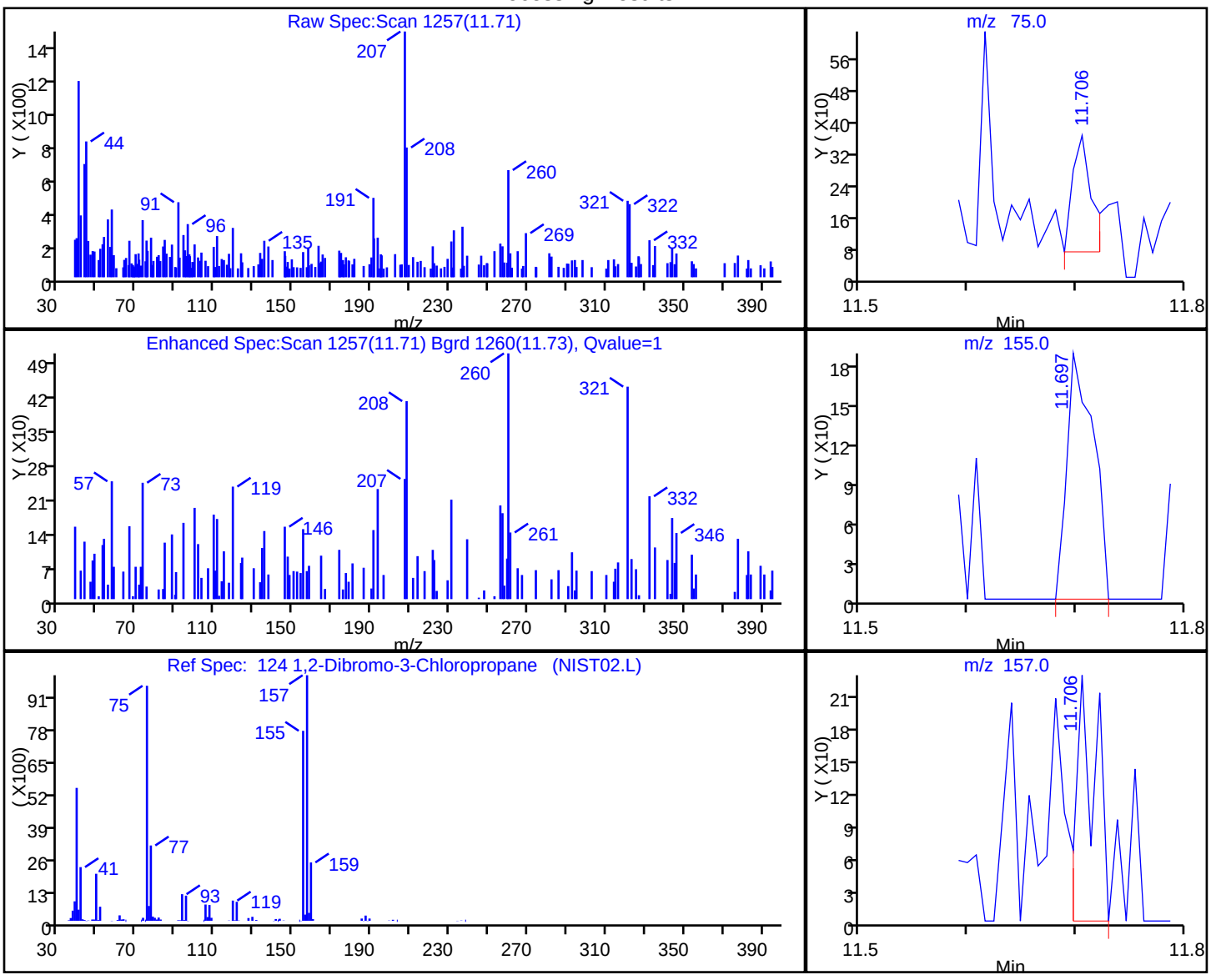

RT	Mass	Response	Amount
11.71	75.00	366	0.374222
11.70	155.00	310	
11.71	157.00	277	

Reviewer: delpolitov, 12-Mar-2018 17:37:32
Audit Action: Marked Compound Undetected Audit Reason: Invalid Compound ID

User Disabled Compound Report

TestAmerica Edison

Data File: \\ChromNA\Edison\ChromData\CVOAMS6\20180309-68556.b\F60590.D
Injection Date: 09-Mar-2018 12:12:30 Instrument ID: CVOAMS6
Lims ID: MB
Client ID:
Operator ID: ALS Bottle#: 7 Worklist Smp#: 8
Purge Vol: 5.000 mL Dil. Factor: 1.0000
Method: 8260624W6 Limit Group: VOA - 8260C DKQP Water and Solid
Column: Rtx-624 (0.25 mm) Detector MS SCAN

66 1,2-Dichloropropane, CAS: 78-87-5

Processing Results

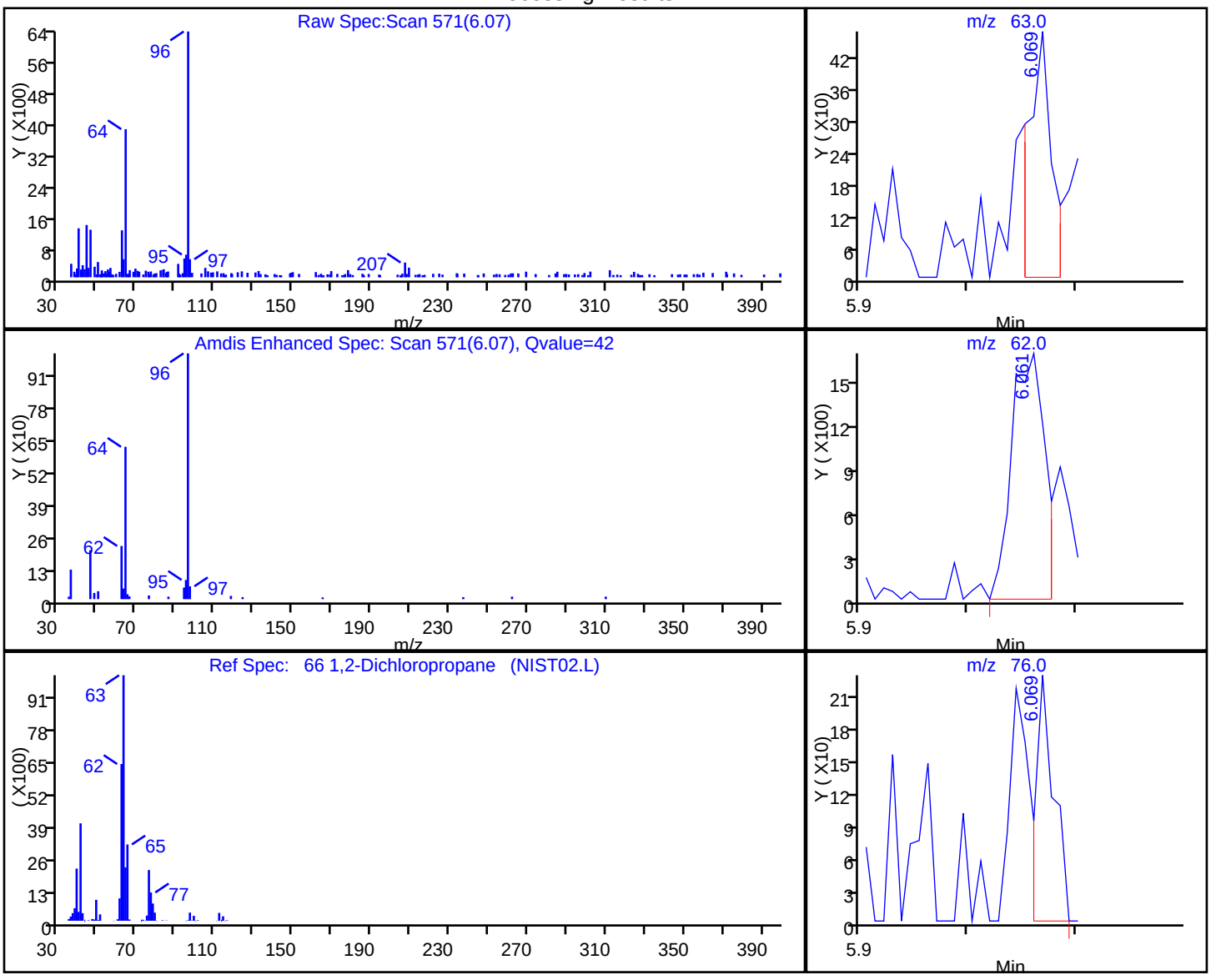

RT	Mass	Response	Amount
6.07	63.00	695	0.221177
6.06	62.00	3672	
6.07	76.00	265	
6.08	112.00	189	

Reviewer: delpolitov, 12-Mar-2018 17:37:32
Audit Action: Marked Compound Undetected Audit Reason: Invalid Compound ID

User Disabled Compound Report

TestAmerica Edison

Data File: \\ChromNA\Edison\ChromData\CVOAMS6\20180309-68556.b\F60590.D
Injection Date: 09-Mar-2018 12:12:30 Instrument ID: CVOAMS6
Lims ID: MB
Client ID:
Operator ID: ALS Bottle#: 7 Worklist Smp#: 8
Purge Vol: 5.000 mL Dil. Factor: 1.0000
Method: 8260624W6 Limit Group: VOA - 8260C DKQP Water and Solid
Column: Rtx-624 (0.25 mm) Detector MS SCAN

41 2-Butanone (MEK), CAS: 78-93-3

Processing Results

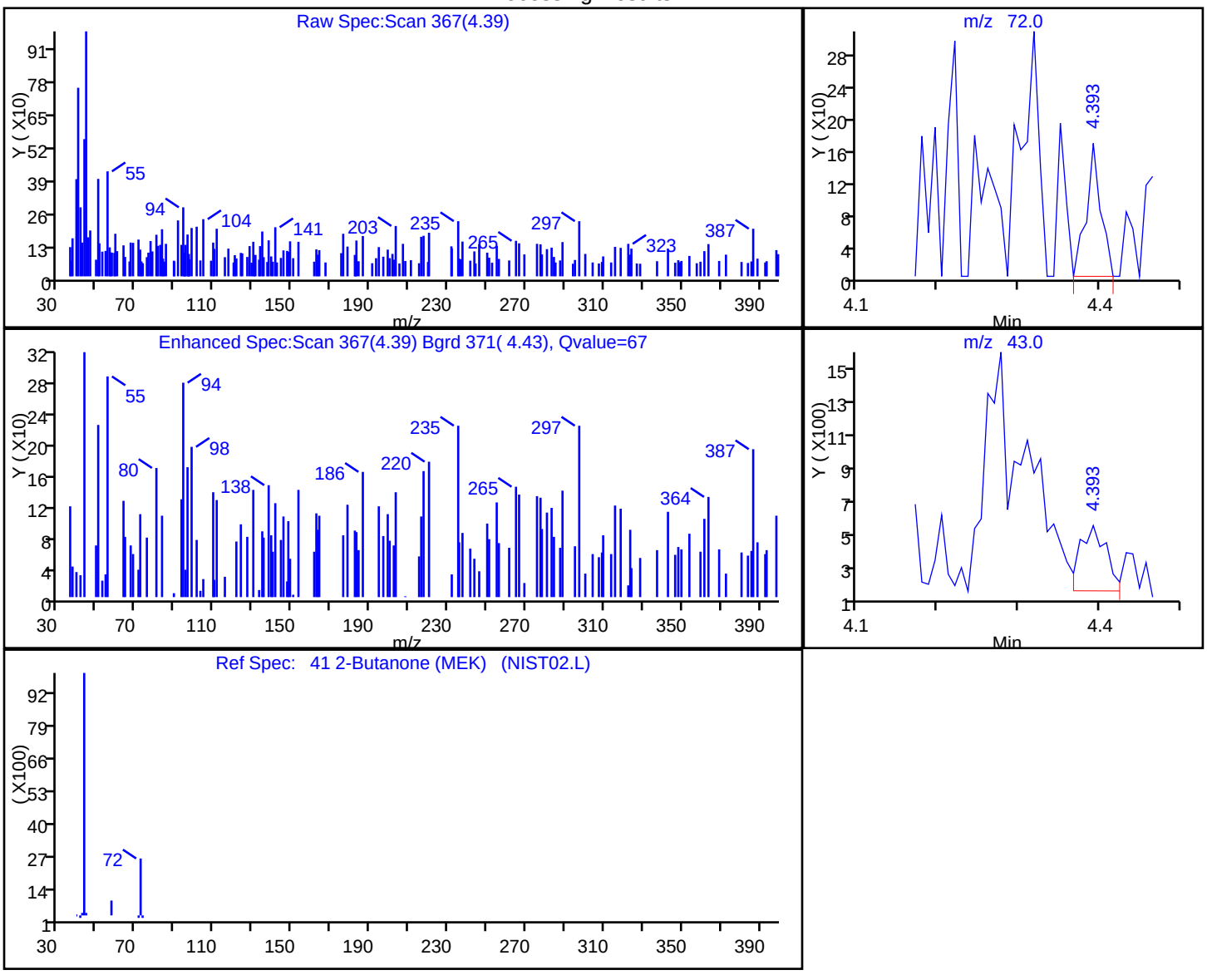

RT	Mass	Response	Amount
4.39	72.00	206	2.404201
4.39	43.00	818	

Reviewer: delpolitov, 12-Mar-2018 17:37:32
Audit Action: Marked Compound Undetected Audit Reason: Invalid Compound ID

User Disabled Compound Report

TestAmerica Edison

Data File: \\ChromNA\Edison\ChromData\CVOAMS6\20180309-68556.b\F60590.D
Injection Date: 09-Mar-2018 12:12:30 Instrument ID: CVOAMS6
Lims ID: MB
Client ID:
Operator ID: ALS Bottle#: 7 Worklist Smp#: 8
Purge Vol: 5.000 mL Dil. Factor: 1.0000
Method: 8260624W6 Limit Group: VOA - 8260C DKQP Water and Solid
Column: Rtx-624 (0.25 mm) Detector MS SCAN

18 Acetone, CAS: 67-64-1

Processing Results

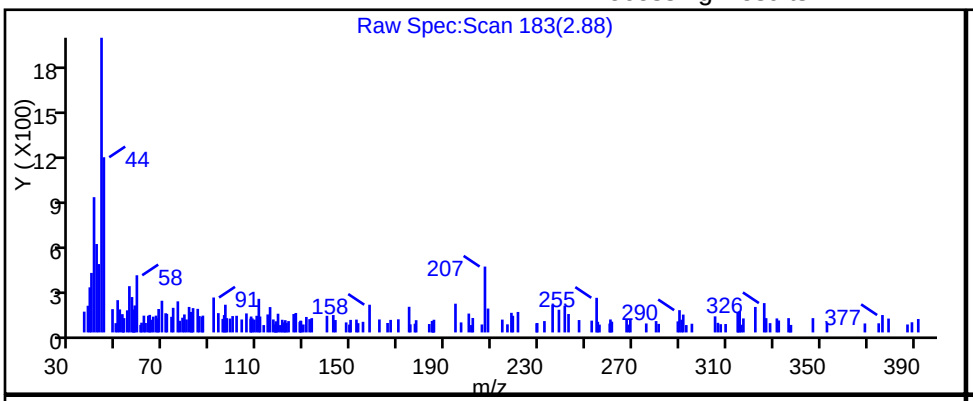

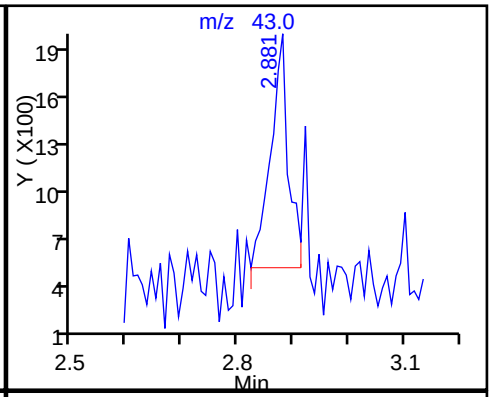

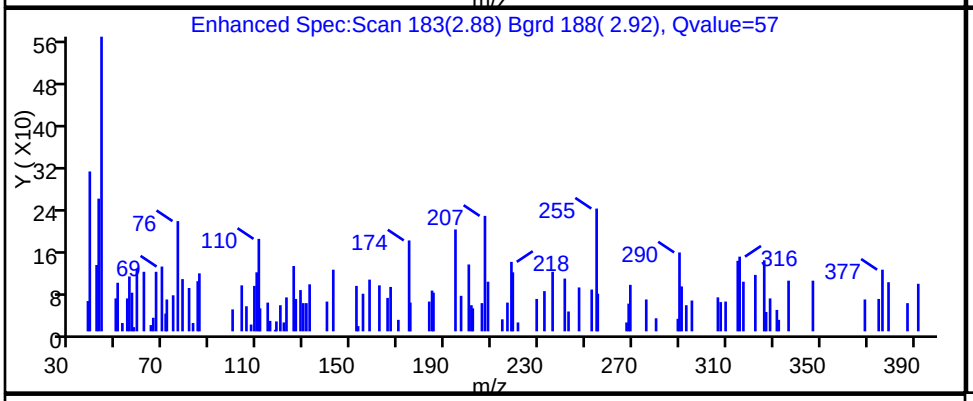

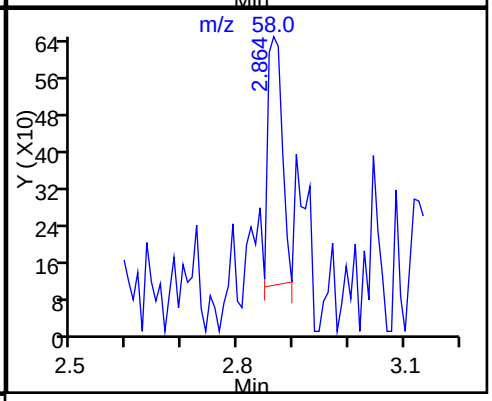

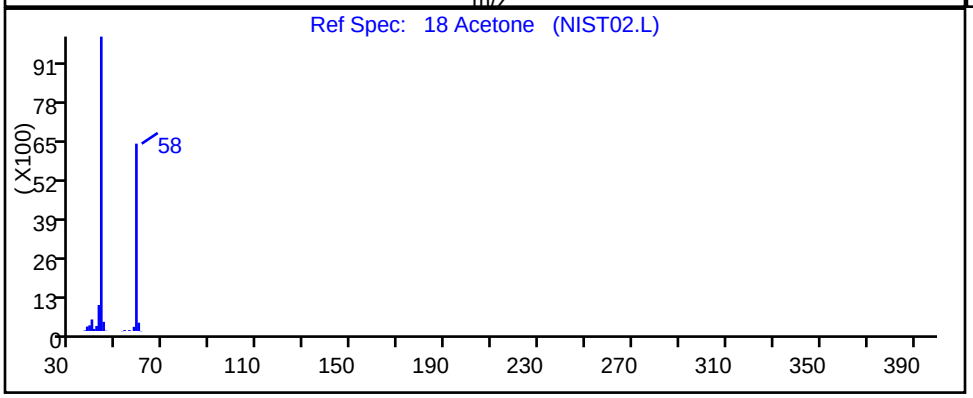

RT	Mass	Response	Amount
2.88	43.00	3168	3.383875
2.86	58.00	972	

Reviewer: delpolitov, 12-Mar-2018 17:37:32
Audit Action: Marked Compound Undetected Audit Reason: Invalid Compound ID

User Disabled Compound Report

TestAmerica Edison

Data File: \\ChromNA\Edison\ChromData\CVOAMS6\20180309-68556.b\F60590.D
Injection Date: 09-Mar-2018 12:12:30 Instrument ID: CVOAMS6
Lims ID: MB
Client ID:
Operator ID: ALS Bottle#: 7 Worklist Smp#: 8
Purge Vol: 5.000 mL Dil. Factor: 1.0000
Method: 8260624W6 Limit Group: VOA - 8260C DKQP Water and Solid
Column: Rtx-624 (0.25 mm) Detector MS SCAN

6 Bromomethane, CAS: 74-83-9

Processing Results

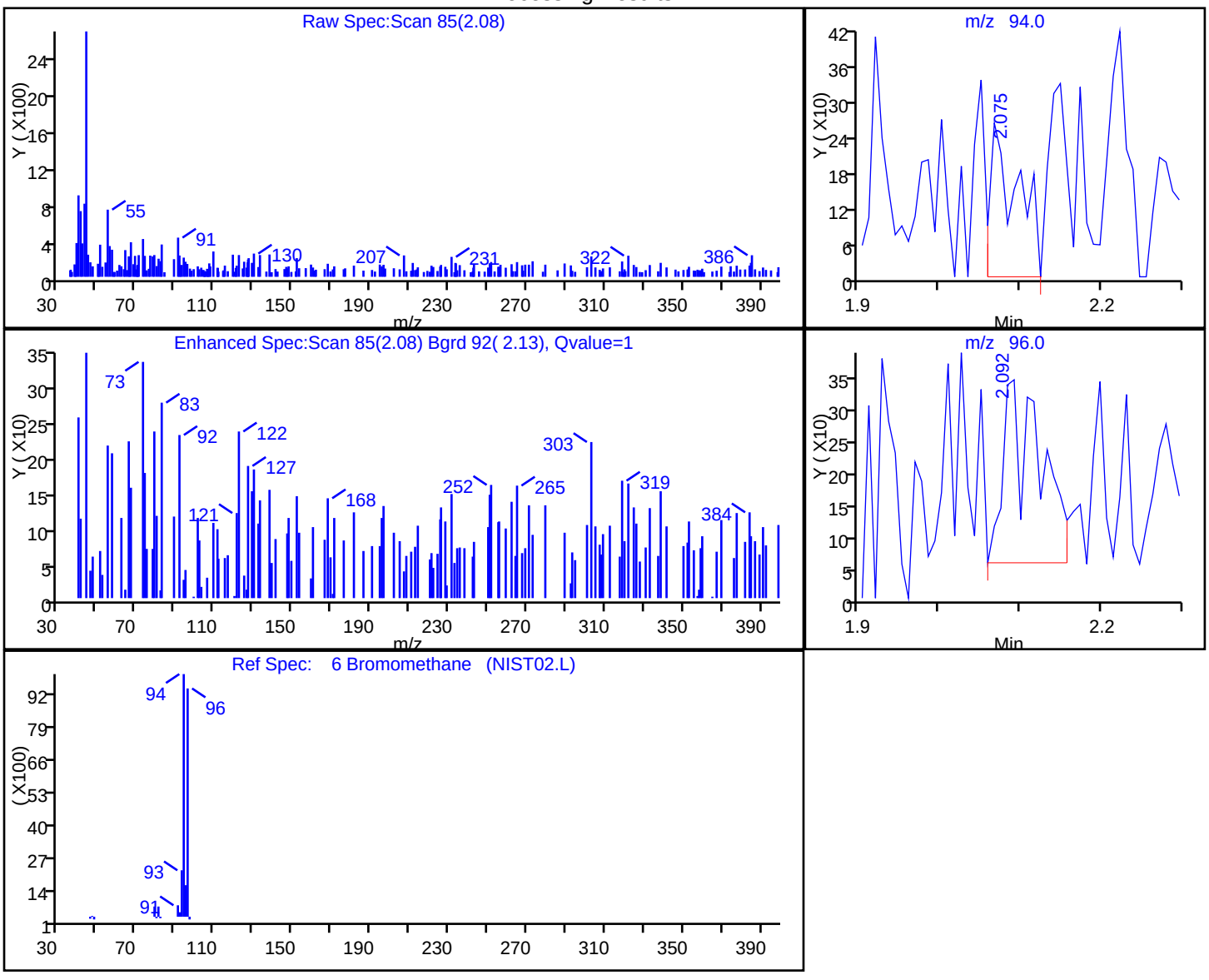

RT	Mass	Response	Amount
2.08	94.00	615	0.236001
2.09	96.00	917	

Reviewer: delpolitov, 12-Mar-2018 17:37:32
Audit Action: Marked Compound Undetected Audit Reason: Invalid Compound ID

User Disabled Compound Report

TestAmerica Edison

Data File: \\ChromNA\Edison\ChromData\CVOAMS6\20180309-68556.b\F60590.D
Injection Date: 09-Mar-2018 12:12:30 Instrument ID: CVOAMS6
Lims ID: MB
Client ID:
Operator ID: ALS Bottle#: 7 Worklist Smp#: 8
Purge Vol: 5.000 mL Dil. Factor: 1.0000
Method: 8260624W6 Limit Group: VOA - 8260C DKQP Water and Solid
Column: Rtx-624 (0.25 mm) Detector MS SCAN

4 Vinyl chloride, CAS: 75-01-4

Processing Results

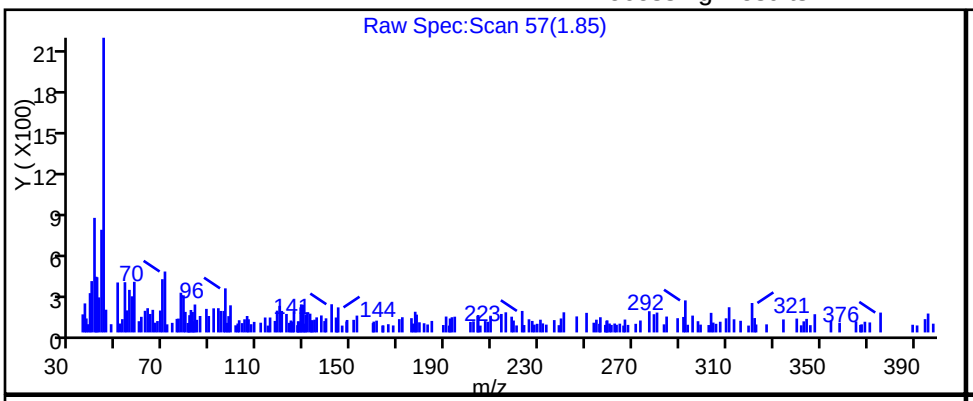

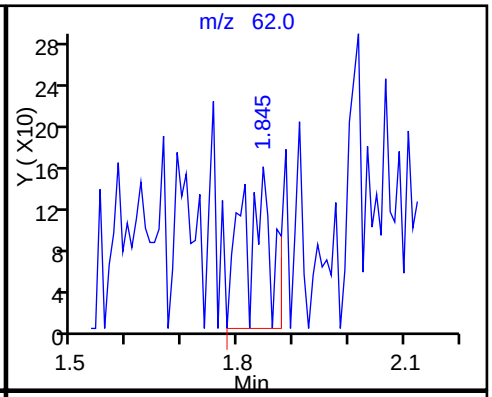

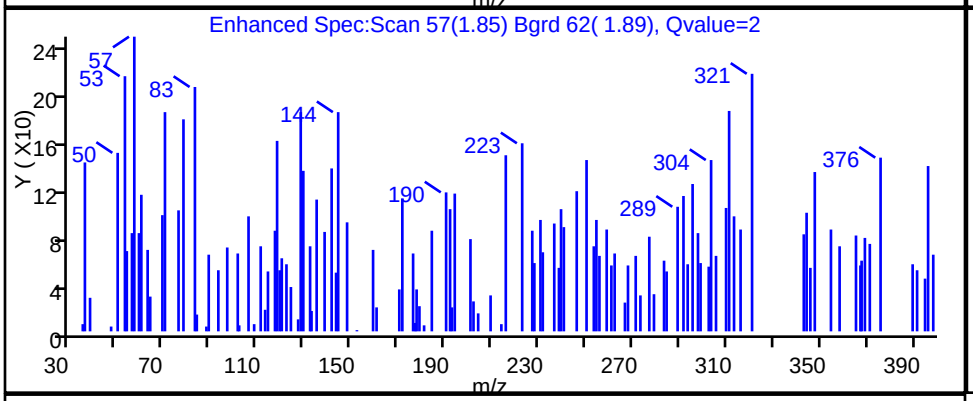

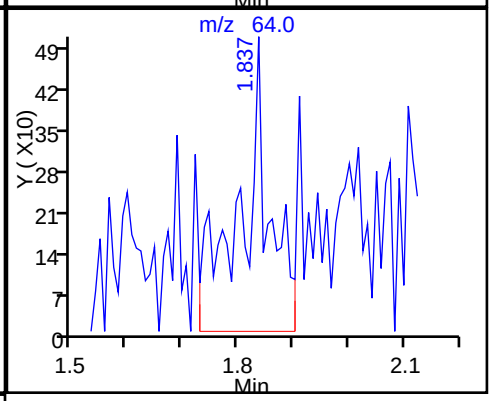

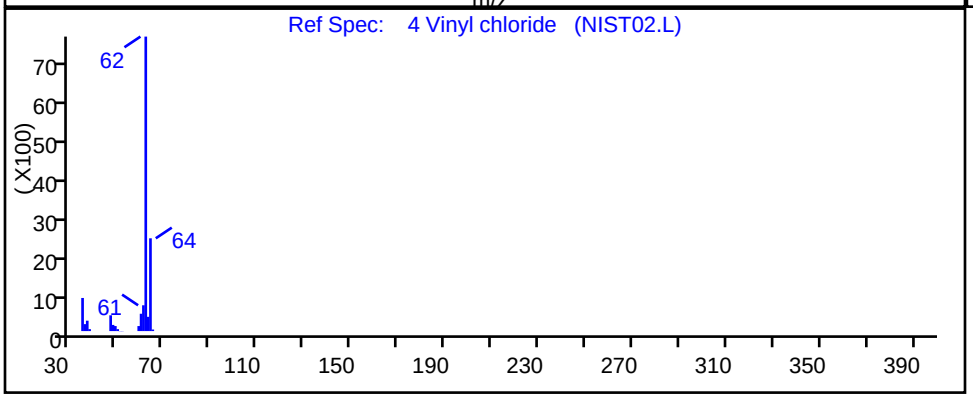

RT	Mass	Response	Amount
1.85	62.00	545	0.132765
1.84	64.00	1873	

Reviewer: delpolitov, 12-Mar-2018 17:37:32
Audit Action: Marked Compound Undetected Audit Reason: Invalid Compound ID

FORM I
GC/MS VOA ORGANICS ANALYSIS DATA SHEET

Lab Name: TestAmerica Edison | Job No.: 460-151079-1

SDG No.:

Client Sample ID: | Lab Sample ID: MB 460-502566/8

Matrix: Water | Lab File ID: F60621.D

Analysis Method: 8260C | Date Collected:

Sample wt/vol: 5(mL) | Date Analyzed: 03/10/2018 01:07

Soil Aliquot Vol: | Dilution Factor: 1

Soil Extract Vol.: | GC Column: Rtx-624 ID: 0.25(mm)

% Moisture: | Level: (low/med) Low

Analysis Batch No.: 502566 | Units: ug/L

CAS NO.	COMPOUND NAME	RESULT	Q	RL	MDL
71-55-6	1,1,1-Trichloroethane	0.28	U	1.0	0.28
79-34-5	1,1,2,2-Tetrachloroethane	0.19	U	1.0	0.19
79-00-5	1,1,2-Trichloroethane	0.080	U	1.0	0.080
75-34-3	1,1-Dichloroethane	0.24	U	1.0	0.24
75-35-4	1,1-Dichloroethene	0.34	U	1.0	0.34
87-61-6	1,2,3-Trichlorobenzene	0.35	U	1.0	0.35
120-82-1	1,2,4-Trichlorobenzene	0.27	U	1.0	0.27
96-12-8	1,2-Dibromo-3-Chloropropane	0.23	U	1.0	0.23
106-93-4	1,2-Dibromoethane	0.19	U	1.0	0.19
95-50-1	1,2-Dichlorobenzene	0.22	U	1.0	0.22
107-06-2	1,2-Dichloroethane	0.25	U	1.0	0.25
78-87-5	1,2-Dichloropropane	0.18	U	1.0	0.18
541-73-1	1,3-Dichlorobenzene	0.33	U	1.0	0.33
106-46-7	1,4-Dichlorobenzene	0.33	U	1.0	0.33
123-91-1	1,4-Dioxane	8.7	U	50	8.7
78-93-3	2-Butanone	2.2	U	5.0	2.2
591-78-6	2-Hexanone	0.72	U	5.0	0.72
108-10-1	4-Methyl-2-pentanone	0.63	U	5.0	0.63
67-64-1	Acetone	1.1	U	5.0	1.1
71-43-2	Benzene	0.090	U	1.0	0.090
74-97-5	Bromochloromethane	0.30	U	1.0	0.30
75-27-4	Bromodichloromethane	0.15	U	1.0	0.15
75-25-2	Bromoform	0.18	U	1.0	0.18
74-83-9	Bromomethane	0.18	U	1.0	0.18
75-15-0	Carbon disulfide	0.22	U	1.0	0.22
56-23-5	Carbon tetrachloride	0.33	U	1.0	0.33
108-90-7	Chlorobenzene	0.24	U	1.0	0.24
75-00-3	Chloroethane	0.37	U	1.0	0.37
67-66-3	Chloroform	0.22	U	1.0	0.22
74-87-3	Chloromethane	0.22	U	1.0	0.22
156-59-2	cis-1,2-Dichloroethene	0.26	U	1.0	0.26
10061-01-5	cis-1,3-Dichloropropene	0.16	U	1.0	0.16
110-82-7	Cyclohexane	0.26	U	1.0	0.26
124-48-1	Dibromochloromethane	0.22	U	1.0	0.22
75-71-8	Dichlorodifluoromethane	0.14	U	1.0	0.14
100-41-4	Ethylbenzene	0.30	U	1.0	0.30

FORM I
GC/MS VOA ORGANICS ANALYSIS DATA SHEET

Lab Name: TestAmerica Edison | Job No.: 460-151079-1

SDG No.:

Client Sample ID: | Lab Sample ID: MB 460-502566/8

Matrix: Water | Lab File ID: F60621.D

Analysis Method: 8260C | Date Collected:

Sample wt/vol: 5(mL) | Date Analyzed: 03/10/2018 01:07

Soil Aliquot Vol: | Dilution Factor: 1

Soil Extract Vol.: | GC Column: Rtx-624 ID: 0.25(mm)

% Moisture: | Level: (low/med) Low

Analysis Batch No.: 502566 | Units: ug/L

CAS NO.	COMPOUND NAME	RESULT	Q	RL	MDL
76-13-1	Freon TF	0.34	U	1.0	0.34
98-82-8	Isopropylbenzene	0.32	U	1.0	0.32
179601-23-1	m&p-Xylene	0.28	U	1.0	0.28
79-20-9	Methyl acetate	0.58	U	5.0	0.58
108-87-2	Methylcyclohexane	0.22	U	1.0	0.22
75-09-2	Methylene Chloride	0.21	U	1.0	0.21
1634-04-4	MTBE	0.13	U	1.0	0.13
95-47-6	o-Xylene	0.32	U	1.0	0.32
100-42-5	Styrene	0.17	U	1.0	0.17
127-18-4	Tetrachloroethene	0.12	U	1.0	0.12
108-88-3	Toluene	0.25	U	1.0	0.25
156-60-5	trans-1,2-Dichloroethene	0.18	U	1.0	0.18
10061-02-6	trans-1,3-Dichloropropene	0.19	U	1.0	0.19
79-01-6	Trichloroethene	0.22	U	1.0	0.22
75-69-4	Trichlorofluoromethane	0.15	U	1.0	0.15
75-01-4	Vinyl chloride	0.060	U	1.0	0.060

CAS NO.	SURROGATE	%REC	Q	LIMITS
17060-07-0	1,2-Dichloroethane-d4 (Surr)	100		70-130
460-00-4	Bromofluorobenzene	104		70-130
1868-53-7	Dibromofluoromethane (Surr)	103		70-130
2037-26-5	Toluene-d8 (Surr)	96		70-130

FORM I
GC/MS VOA ORGANICS ANALYSIS DATA SHEET
TENTATIVELY IDENTIFIED COMPOUNDS

Lab Name: TestAmerica Edison Job No.: 460-151079-1

SDG No.:

Client Sample ID: Lab Sample ID: MB 460-502566/8

Matrix: Water Lab File ID: F60621.D

Analysis Method: 8260C Date Collected:

Sample wt/vol: 5(mL) Date Analyzed: 03/10/2018 01:07

Soil Aliquot Vol: Dilution Factor: 1

Soil Extract Vol.: GC Column: Rtx-624 ID: 0.25(mm)

% Moisture: Level: (low/med) Low

Analysis Batch No.: 502566 Units: ug/L

Number TICs Found: 0 TIC Result Total: 0

CAS NO.	COMPOUND NAME	RT	RESULT	Q	MATCH QUALITY
	Tentatively Identified Compound		None		

TestAmerica Edison
Target Compound Quantitation Report

Data File: \\ChromNA\Edison\ChromData\CVOAMS6\20180309-68582.b\F60621.D
Lims ID: MB
Client ID:
Sample Type: MB
Inject. Date: 10-Mar-2018 01:07:30 ALS Bottle#: 7 Worklist Smp#: 8
Purge Vol: 5.000 mL Dil. Factor: 1.0000
Sample Info: MB
Misc. Info.: 460-0068582-008
Operator ID: Instrument ID: CVOAMS6

Method: \\ChromNA\Edison\ChromData\CVOAMS6\20180309-68582.b\8260624W6.m
Limit Group: VOA - 8260C DKQP Water and Solid
Last Update: 12-Mar-2018 06:58:05 Calib Date: 09-Mar-2018 04:49:30
Integrator: RTE ID Type: Deconvolution ID
Quant Method: Internal Standard Quant By: Initial Calibration
Last ICal File: \\ChromNA\Edison\ChromData\CVOAMS6\20180309-68530.b\F60575.D

Column 1 : Rtx-624 (0.25 mm) Det: MS SCAN
Process Host: XAWRK007

First Level Reviewer: starzecm Date: 10-Mar-2018 01:27:20

Compound	Sig	RT (min.)	Exp RT (min.)	Dlt RT (min.)	Q	Response	Cal Amt ug/l	OnCol Amt ug/l	Flags
* 26 TBA-d9 (IS)	65	3.209	3.217	-0.008	0	236394	1000.0	1000.0	
* 38 2-Butanone-d5	46	4.269	4.277	-0.008	0	218697	250.0	250.0	
$ 51 Dibromofluoromethane (Surr	113	4.746	4.754	-0.008	97	148826	50.0	51.7	
$ 56 1,2-Dichloroethane-d4 (Sur	65	5.099	5.099	0.000	0	152668	50.0	49.8	
* 61 Fluorobenzene	96	5.362	5.370	-0.008	99	497297	50.0	50.0	
* 67 1,4-Dioxane-d8	96	6.052	6.060	-0.008	0	24192	1000.0	1000.0	
$ 78 Toluene-d8 (Surr)	98	7.030	7.030	0.000	99	486335	50.0	47.9	
* 89 Chlorobenzene-d5	117	8.821	8.821	0.000	85	418140	50.0	50.0	
$ 100 4-Bromofluorobenzene	174	10.070	10.070	0.000	96	209453	50.0	52.0	
* 116 1,4-Dichlorobenzene-d4	152	10.941	10.941	0.000	94	284883	50.0	50.0	

Reagents:

VOA6IS/SURR_00009 Amount Added: 5.00 Units: uL Run Reagent

Report Date: 12-Mar-2018 06:58:24 Chrom Revision: 2.2 08-Feb-2018 13:38:42

TestAmerica Edison

Data File: \\ChromNA\Edison\ChromData\CVOAMS6\20180309-68582.b\F60621.D

Injection Date:	10-Mar-2018 01:07:30	Instrument ID:	CVOAMS6	Operator ID:	
Lims ID:	MB			Worklist Smp#:	8
Client ID:					
Purge Vol:	5.000 mL	Dil. Factor:	1.0000	ALS Bottle#:	7
Method:	8260624W6	Limit Group:	VOA - 8260C DKQP Water and Solid		

Column: Rtx-624 (0.25 mm)

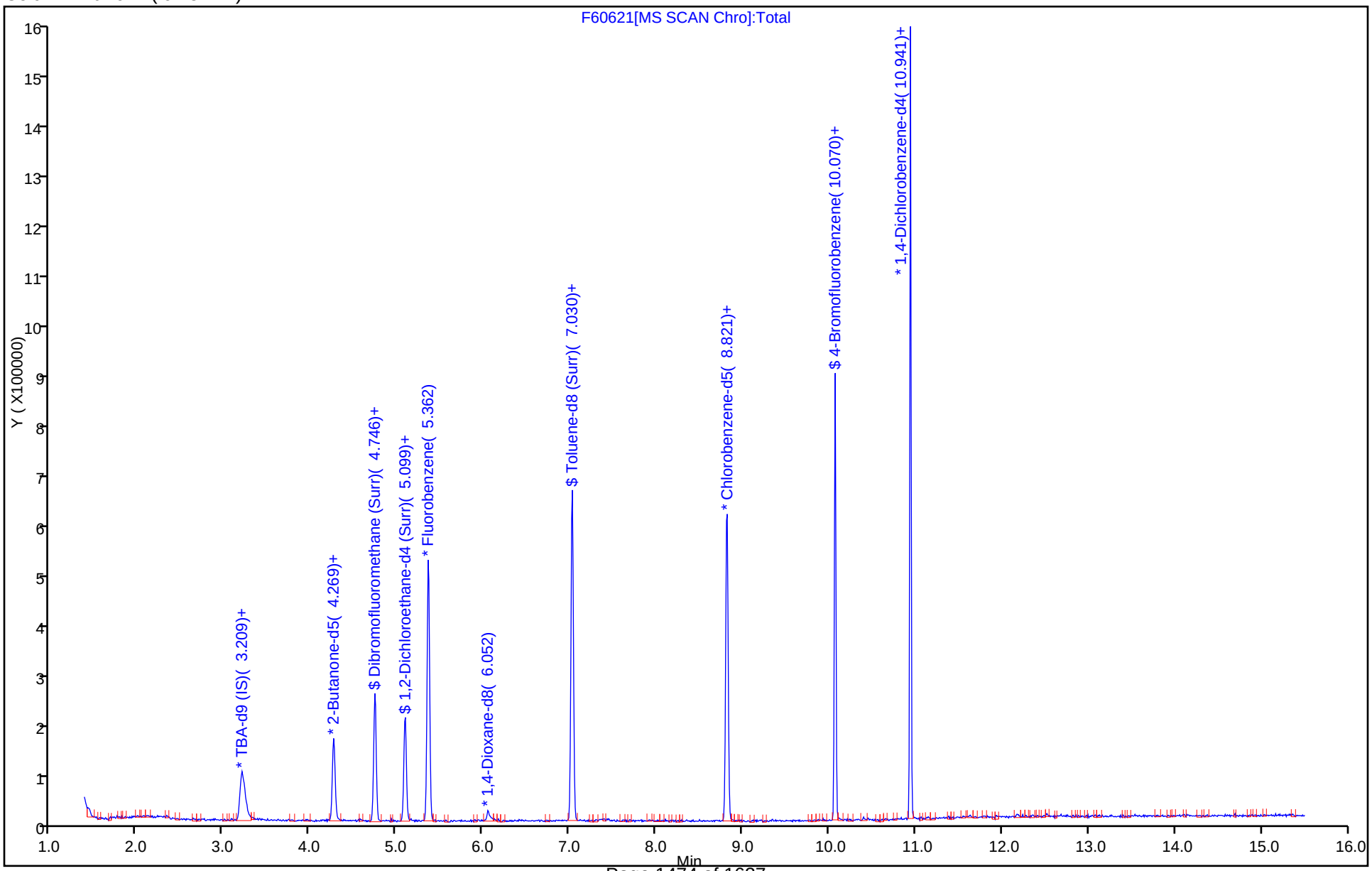

User Disabled Compound Report

TestAmerica Edison

Data File: \\ChromNA\Edison\ChromData\CVOAMS6\20180309-68582.b\F60621.D
Injection Date: 10-Mar-2018 01:07:30 Instrument ID: CVOAMS6
Lims ID: MB
Client ID:
Operator ID: ALS Bottle#: 7 Worklist Smp#: 8
Purge Vol: 5.000 mL Dil. Factor: 1.0000
Method: 8260624W6 Limit Group: VOA - 8260C DKQP Water and Solid
Column: Rtx-624 (0.25 mm) Detector MS SCAN

124 1,2-Dibromo-3-Chloropropane, CAS: 96-12-8

Processing Results

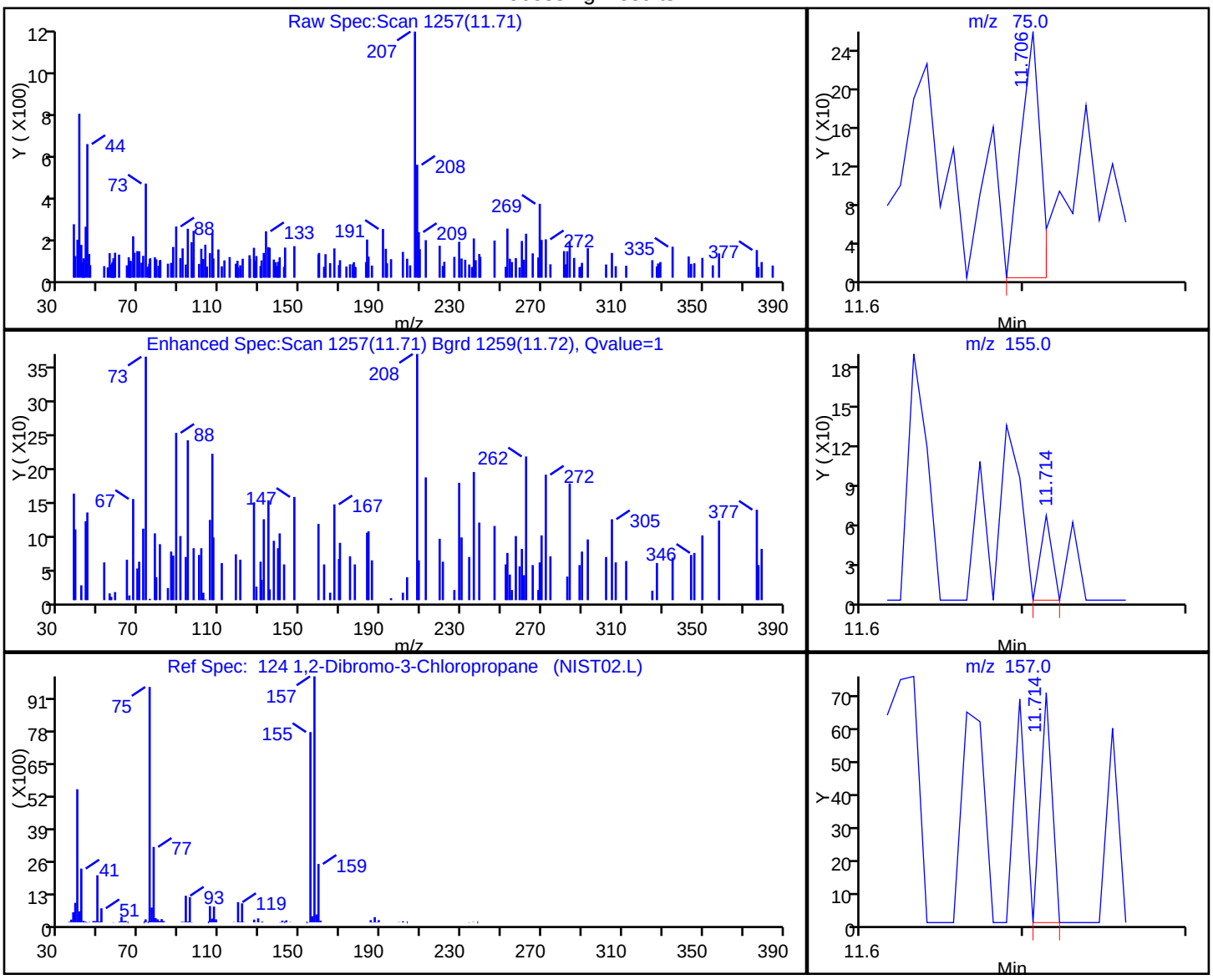

RT	Mass	Response	Amount
11.71	75.00	215	0.233712
11.71	155.00	31	
11.71	157.00	35	

Reviewer: moroneyc, 12-Mar-2018 06:43:46
Audit Action: Marked Compound Undetected Audit Reason: Invalid Compound ID

FORM I
GC/MS VOA ORGANICS ANALYSIS DATA SHEET

Lab Name: TestAmerica Edison | Job No.: 460-151079-1

SDG No.:

Client Sample ID: | Lab Sample ID: MB 460-502852/8

Matrix: Water | Lab File ID: F60650.D

Analysis Method: 8260C | Date Collected:

Sample wt/vol: 5(mL) | Date Analyzed: 03/12/2018 08:03

Soil Aliquot Vol: | Dilution Factor: 1

Soil Extract Vol.: | GC Column: Rtx-624 ID: 0.25(mm)

% Moisture: | Level: (low/med) Low

Analysis Batch No.: 502852 | Units: ug/L

CAS NO.	COMPOUND NAME	RESULT	Q	RL	MDL
71-55-6	1,1,1-Trichloroethane	0.28	U	1.0	0.28
79-34-5	1,1,2,2-Tetrachloroethane	0.19	U	1.0	0.19
79-00-5	1,1,2-Trichloroethane	0.080	U	1.0	0.080
75-34-3	1,1-Dichloroethane	0.24	U	1.0	0.24
75-35-4	1,1-Dichloroethene	0.34	U	1.0	0.34
87-61-6	1,2,3-Trichlorobenzene	0.35	U	1.0	0.35
120-82-1	1,2,4-Trichlorobenzene	0.27	U	1.0	0.27
96-12-8	1,2-Dibromo-3-Chloropropane	0.23	U	1.0	0.23
106-93-4	1,2-Dibromoethane	0.19	U	1.0	0.19
95-50-1	1,2-Dichlorobenzene	0.22	U	1.0	0.22
107-06-2	1,2-Dichloroethane	0.25	U	1.0	0.25
78-87-5	1,2-Dichloropropane	0.18	U	1.0	0.18
541-73-1	1,3-Dichlorobenzene	0.33	U	1.0	0.33
106-46-7	1,4-Dichlorobenzene	0.33	U	1.0	0.33
123-91-1	1,4-Dioxane	8.7	U	50	8.7
78-93-3	2-Butanone	2.2	U	5.0	2.2
591-78-6	2-Hexanone	0.72	U	5.0	0.72
108-10-1	4-Methyl-2-pentanone	0.63	U	5.0	0.63
67-64-1	Acetone	1.1	U	5.0	1.1
71-43-2	Benzene	0.090	U	1.0	0.090
74-97-5	Bromochloromethane	0.30	U	1.0	0.30
75-27-4	Bromodichloromethane	0.15	U	1.0	0.15
75-25-2	Bromoform	0.18	U	1.0	0.18
74-83-9	Bromomethane	0.18	U	1.0	0.18
75-15-0	Carbon disulfide	0.22	U	1.0	0.22
56-23-5	Carbon tetrachloride	0.33	U	1.0	0.33
108-90-7	Chlorobenzene	0.24	U	1.0	0.24
75-00-3	Chloroethane	0.37	U	1.0	0.37
67-66-3	Chloroform	0.22	U	1.0	0.22
74-87-3	Chloromethane	0.22	U	1.0	0.22
156-59-2	cis-1,2-Dichloroethene	0.26	U	1.0	0.26
10061-01-5	cis-1,3-Dichloropropene	0.16	U	1.0	0.16
110-82-7	Cyclohexane	0.26	U	1.0	0.26
124-48-1	Dibromochloromethane	0.22	U	1.0	0.22
75-71-8	Dichlorodifluoromethane	0.14	U	1.0	0.14
100-41-4	Ethylbenzene	0.30	U	1.0	0.30

FORM I
GC/MS VOA ORGANICS ANALYSIS DATA SHEET

Lab Name: TestAmerica Edison | Job No.: 460-151079-1

SDG No.:

Client Sample ID: | Lab Sample ID: MB 460-502852/8

Matrix: Water | Lab File ID: F60650.D

Analysis Method: 8260C | Date Collected:

Sample wt/vol: 5(mL) | Date Analyzed: 03/12/2018 08:03

Soil Aliquot Vol: | Dilution Factor: 1

Soil Extract Vol.: | GC Column: Rtx-624 ID: 0.25(mm)

% Moisture: | Level: (low/med) Low

Analysis Batch No.: 502852 | Units: ug/L

CAS NO.	COMPOUND NAME	RESULT	Q	RL	MDL
76-13-1	Freon TF	0.34	U	1.0	0.34
98-82-8	Isopropylbenzene	0.32	U	1.0	0.32
179601-23-1	m&p-Xylene	0.28	U	1.0	0.28
79-20-9	Methyl acetate	0.58	U	5.0	0.58
108-87-2	Methylcyclohexane	0.22	U	1.0	0.22
75-09-2	Methylene Chloride	0.21	U	1.0	0.21
1634-04-4	MTBE	0.13	U	1.0	0.13
95-47-6	o-Xylene	0.32	U	1.0	0.32
100-42-5	Styrene	0.17	U	1.0	0.17
127-18-4	Tetrachloroethene	0.12	U	1.0	0.12
108-88-3	Toluene	0.25	U	1.0	0.25
156-60-5	trans-1,2-Dichloroethene	0.18	U	1.0	0.18
10061-02-6	trans-1,3-Dichloropropene	0.19	U	1.0	0.19
79-01-6	Trichloroethene	0.22	U	1.0	0.22
75-69-4	Trichlorofluoromethane	0.15	U	1.0	0.15
75-01-4	Vinyl chloride	0.060	U	1.0	0.060

CAS NO.	SURROGATE	%REC	Q	LIMITS
17060-07-0	1,2-Dichloroethane-d4 (Surr)	94		70-130
460-00-4	Bromofluorobenzene	106		70-130
1868-53-7	Dibromofluoromethane (Surr)	102		70-130
2037-26-5	Toluene-d8 (Surr)	94		70-130

FORM I
GC/MS VOA ORGANICS ANALYSIS DATA SHEET
TENTATIVELY IDENTIFIED COMPOUNDS

Lab Name: TestAmerica Edison Job No.: 460-151079-1

SDG No.:

Client Sample ID: Lab Sample ID: MB 460-502852/8

Matrix: Water Lab File ID: F60650.D

Analysis Method: 8260C Date Collected:

Sample wt/vol: 5(mL) Date Analyzed: 03/12/2018 08:03

Soil Aliquot Vol: Dilution Factor: 1

Soil Extract Vol.: GC Column: Rtx-624 ID: 0.25(mm)

% Moisture: Level: (low/med) Low

Analysis Batch No.: 502852 Units: ug/L

Number TICs Found: 0 TIC Result Total: 0

CAS NO.	COMPOUND NAME	RT	RESULT	Q	MATCH QUALITY
	Tentatively Identified Compound		None		

FORM I-TIC 8260C

TestAmerica Edison
Target Compound Quantitation Report

Data File: \\ChromNA\Edison\ChromData\CVOAMS6\20180312-68646.b\F60650.D
Lims ID: MB
Client ID:
Sample Type: MB
Inject. Date: 12-Mar-2018 08:03:30 ALS Bottle#: 7 Worklist Smp#: 8
Purge Vol: 5.000 mL Dil. Factor: 1.0000
Sample Info: MB
Misc. Info.: 460-0068646-008
Operator ID: Instrument ID: CVOAMS6

Method: \\ChromNA\Edison\ChromData\CVOAMS6\20180312-68646.b\8260624W6.m
Limit Group: VOA - 8260C DKQP Water and Solid
Last Update: 12-Mar-2018 18:49:33 Calib Date: 09-Mar-2018 04:49:30
Integrator: RTE ID Type: Deconvolution ID
Quant Method: Internal Standard Quant By: Initial Calibration
Last ICal File: \\ChromNA\Edison\ChromData\CVOAMS6\20180309-68530.b\F60575.D

Column 1 : Rtx-624 (0.25 mm) Det: MS SCAN
Process Host: XAWRK004

First Level Reviewer: moroneyc Date: 12-Mar-2018 11:18:03

Compound	Sig	RT (min.)	Exp RT (min.)	Dlt RT (min.)	Q	Response	Cal Amt ug/l	OnCol Amt ug/l	Flags
* 26 TBA-d9 (IS)	65	3.209	3.217	-0.008	0	190335	1000.0	1000.0	
* 38 2-Butanone-d5	46	4.269	4.269	0.000	0	194325	250.0	250.0	
$ 51 Dibromofluoromethane (Surr	113	4.746	4.746	0.000	96	140749	50.0	51.0	
$ 56 1,2-Dichloroethane-d4 (Sur	65	5.099	5.091	0.008	0	138026	50.0	47.0	
* 61 Fluorobenzene	96	5.362	5.362	0.000	99	476477	50.0	50.0	
* 67 1,4-Dioxane-d8	96	6.069	6.052	0.017	0	20210	1000.0	1000.0	
$ 78 Toluene-d8 (Surr)	98	7.030	7.022	0.008	99	471370	50.0	47.1	
* 89 Chlorobenzene-d5	117	8.821	8.813	0.008	84	412117	50.0	50.0	
$ 100 4-Bromofluorobenzene	174	10.070	10.070	0.000	96	210009	50.0	52.9	
* 116 1,4-Dichlorobenzene-d4	152	10.941	10.941	0.000	93	275448	50.0	50.0	

Reagents:

VOA6IS/SURR_00009 Amount Added: 5.00 Units: uL Run Reagent

Report Date: 12-Mar-2018 18:53:47 Chrom Revision: 2.2 08-Feb-2018 13:38:42

TestAmerica Edison

Data File: \\ChromNA\Edison\ChromData\CVOAMS6\20180312-68646.b\F60650.D

Injection Date:	12-Mar-2018 08:03:30	Instrument ID:	CVOAMS6	Operator ID:	
Lims ID:	MB			Worklist Smp#:	8
Client ID:					
Purge Vol:	5.000 mL	Dil. Factor:	1.0000	ALS Bottle#:	7
Method:	8260624W6	Limit Group:	VOA - 8260C DKQP Water and Solid		

Column: Rtx-624 (0.25 mm)

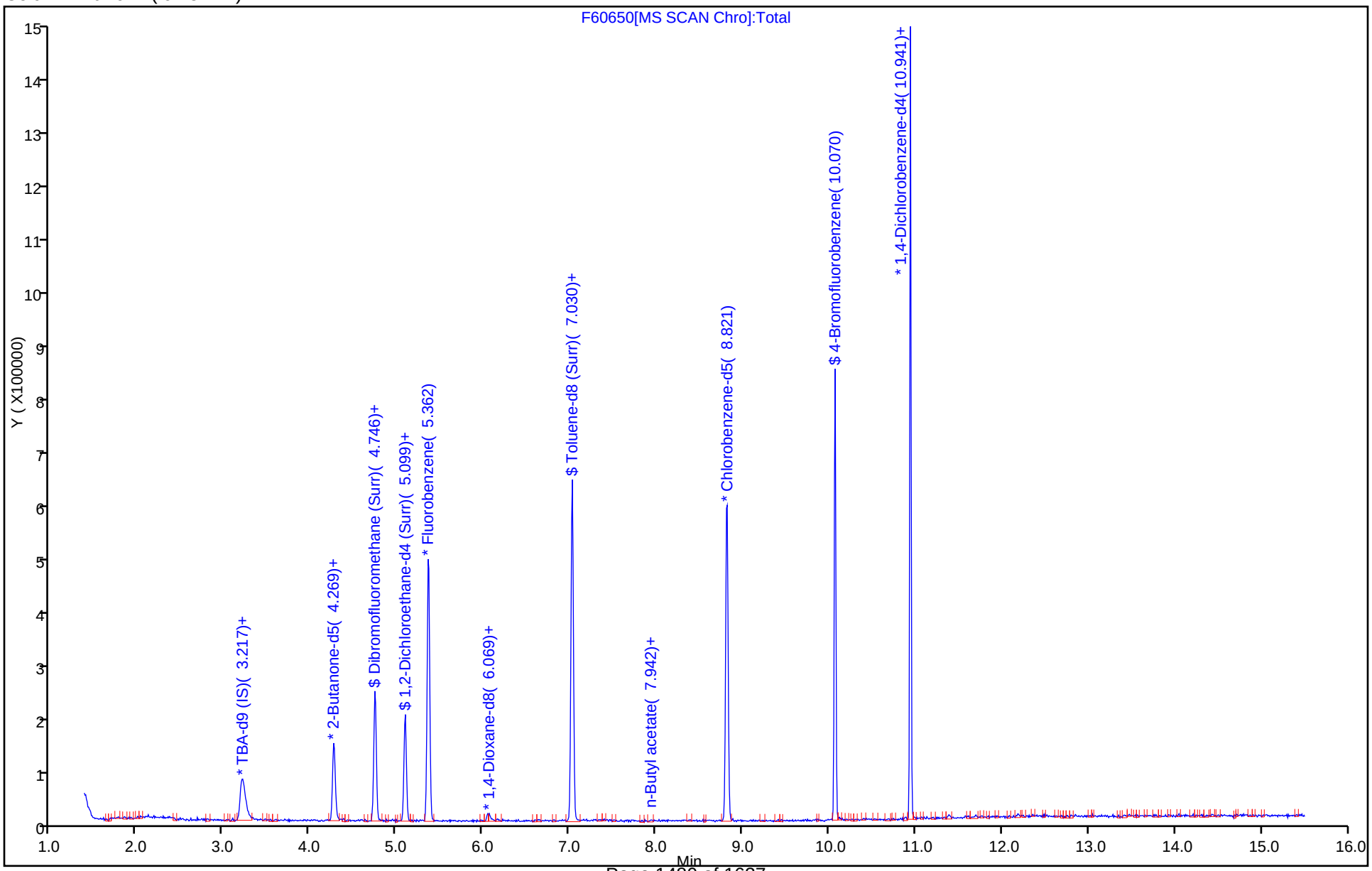

User Disabled Compound Report

TestAmerica Edison

Data File: \\ChromNA\Edison\ChromData\CVOAMS6\20180312-68646.b\F60650.D
Injection Date: 12-Mar-2018 08:03:30 Instrument ID: CVOAMS6
Lims ID: MB
Client ID:
Operator ID: ALS Bottle#: 7 Worklist Smp#: 8
Purge Vol: 5.000 mL Dil. Factor: 1.0000
Method: 8260624W6 Limit Group: VOA - 8260C DKQP Water and Solid
Column: Rtx-624 (0.25 mm) Detector MS SCAN

124 1,2-Dibromo-3-Chloropropane, CAS: 96-12-8

Processing Results

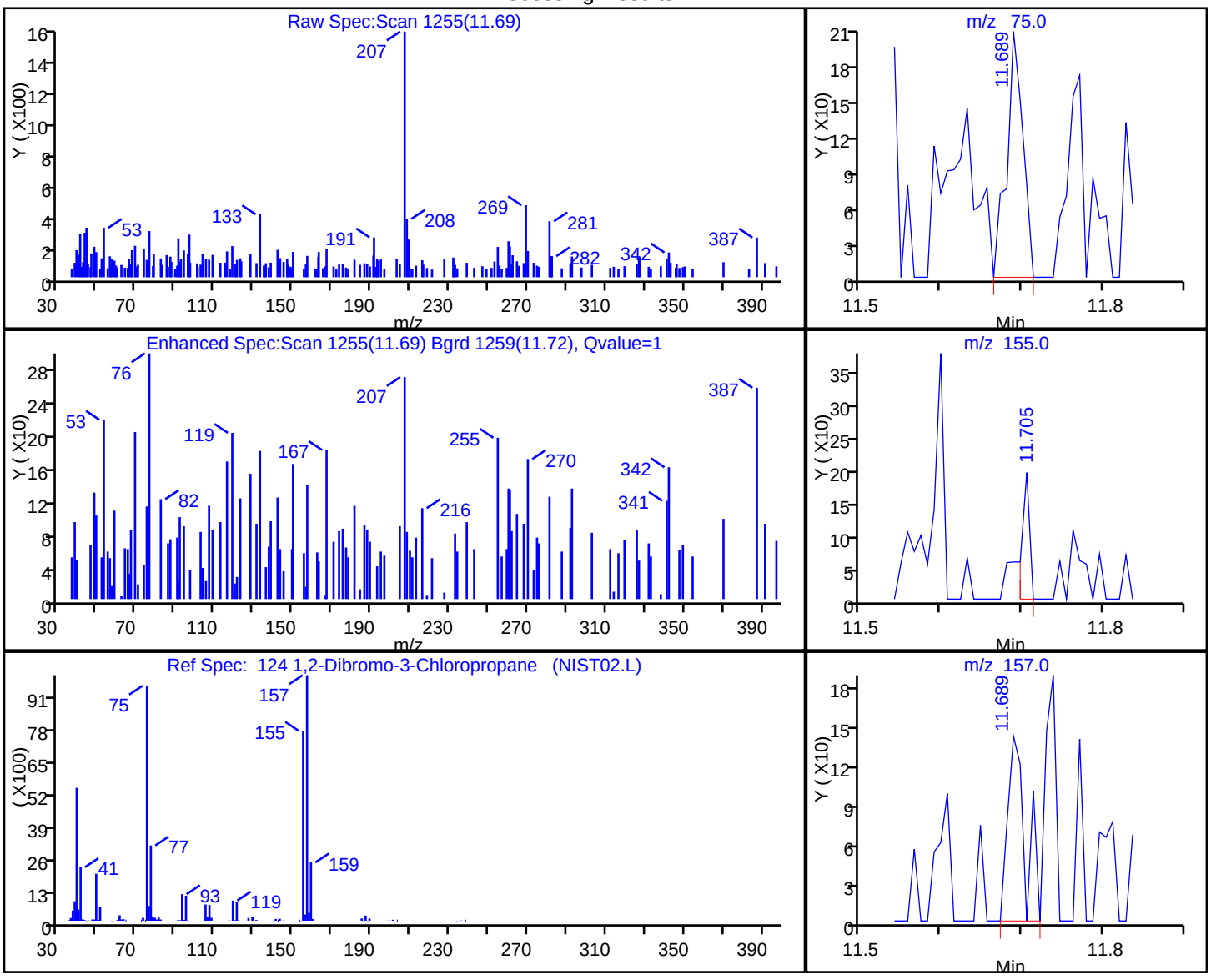

RT	Mass	Response	Amount
11.69	75.00	287	0.322665
11.71	155.00	122	
11.69	157.00	211	

Reviewer: moroneyc, 12-Mar-2018 11:18:03
Audit Action: Marked Compound Undetected Audit Reason: Invalid Compound ID

FORM I
GC/MS VOA ORGANICS ANALYSIS DATA SHEET

Lab Name: TestAmerica Edison | Job No.: 460-151079-1

SDG No.:

Client Sample ID: | Lab Sample ID: LCS 460-501928/4

Matrix: Water | Lab File ID: E82023.D

Analysis Method: 8260C | Date Collected:

Sample wt/vol: 5(mL) | Date Analyzed: 03/07/2018 10:03

Soil Aliquot Vol: | Dilution Factor: 1

Soil Extract Vol.: | GC Column: Rtx-VMS ID: 0.18(mm)

% Moisture: | Level: (low/med) Low

Analysis Batch No.: 501928 | Units: ug/L

CAS NO.	COMPOUND NAME	RESULT	Q	RL	MDL
71-55-6	1,1,1-Trichloroethane	18.2		1.0	0.28
79-34-5	1,1,2,2-Tetrachloroethane	20.7		1.0	0.19
79-00-5	1,1,2-Trichloroethane	20.0		1.0	0.080
75-34-3	1,1-Dichloroethane	19.5		1.0	0.24
75-35-4	1,1-Dichloroethene	18.6		1.0	0.34
87-61-6	1,2,3-Trichlorobenzene	19.3		1.0	0.35
120-82-1	1,2,4-Trichlorobenzene	19.0		1.0	0.27
96-12-8	1,2-Dibromo-3-Chloropropane	19.4		1.0	0.23
106-93-4	1,2-Dibromoethane	19.7		1.0	0.19
95-50-1	1,2-Dichlorobenzene	19.6		1.0	0.22
107-06-2	1,2-Dichloroethane	20.0		1.0	0.25
78-87-5	1,2-Dichloropropane	19.0		1.0	0.18
541-73-1	1,3-Dichlorobenzene	18.2		1.0	0.33
106-46-7	1,4-Dichlorobenzene	19.3		1.0	0.33
123-91-1	1,4-Dioxane	389		50	8.7
78-93-3	2-Butanone	88.5		5.0	2.2
591-78-6	2-Hexanone	96.1		5.0	0.72
108-10-1	4-Methyl-2-pentanone	96.9		5.0	0.63
67-64-1	Acetone	98.6		5.0	1.1
71-43-2	Benzene	19.8		1.0	0.090
74-97-5	Bromochloromethane	18.9		1.0	0.30
75-27-4	Bromodichloromethane	18.1		1.0	0.15
75-25-2	Bromoform	15.9		1.0	0.18
74-83-9	Bromomethane	20.1		1.0	0.18
75-15-0	Carbon disulfide	16.8		1.0	0.22
56-23-5	Carbon tetrachloride	17.2		1.0	0.33
108-90-7	Chlorobenzene	19.1		1.0	0.24
75-00-3	Chloroethane	21.5		1.0	0.37
67-66-3	Chloroform	19.4		1.0	0.22
74-87-3	Chloromethane	19.8		1.0	0.22
156-59-2	cis-1,2-Dichloroethene	18.1		1.0	0.26
10061-01-5	cis-1,3-Dichloropropene	19.6		1.0	0.16
110-82-7	Cyclohexane	18.0		1.0	0.26
124-48-1	Dibromochloromethane	17.7		1.0	0.22
75-71-8	Dichlorodifluoromethane	20.3		1.0	0.14
100-41-4	Ethylbenzene	18.6		1.0	0.30

FORM I
GC/MS VOA ORGANICS ANALYSIS DATA SHEET

Lab Name: TestAmerica Edison | Job No.: 460-151079-1

SDG No.:

Client Sample ID: | Lab Sample ID: LCS 460-501928/4

Matrix: Water | Lab File ID: E82023.D

Analysis Method: 8260C | Date Collected:

Sample wt/vol: 5(mL) | Date Analyzed: 03/07/2018 10:03

Soil Aliquot Vol: | Dilution Factor: 1

Soil Extract Vol.: | GC Column: Rtx-VMS ID: 0.18(mm)

% Moisture: | Level: (low/med) Low

Analysis Batch No.: 501928 | Units: ug/L

CAS NO.	COMPOUND NAME	RESULT	Q	RL	MDL
76-13-1	Freon TF	19.3		1.0	0.34
98-82-8	Isopropylbenzene	20.4		1.0	0.32
179601-23-1	m&p-Xylene	19.2		1.0	0.28
79-20-9	Methyl acetate	99.3		5.0	0.58
108-87-2	Methylcyclohexane	17.5		1.0	0.22
75-09-2	Methylene Chloride	21.0		1.0	0.21
1634-04-4	MTBE	19.6		1.0	0.13
95-47-6	o-Xylene	18.9		1.0	0.32
100-42-5	Styrene	19.7		1.0	0.17
127-18-4	Tetrachloroethene	17.5		1.0	0.12
108-88-3	Toluene	19.5		1.0	0.25
156-60-5	trans-1,2-Dichloroethene	17.7		1.0	0.18
10061-02-6	trans-1,3-Dichloropropene	19.5		1.0	0.19
79-01-6	Trichloroethene	17.7		1.0	0.22
75-69-4	Trichlorofluoromethane	21.4		1.0	0.15
75-01-4	Vinyl chloride	20.2		1.0	0.060

CAS NO.	SURROGATE	%REC	Q	LIMITS
17060-07-0	1,2-Dichloroethane-d4 (Surr)	104		70-130
460-00-4	Bromofluorobenzene	106		70-130
1868-53-7	Dibromofluoromethane (Surr)	101		70-130
2037-26-5	Toluene-d8 (Surr)	104		70-130

TestAmerica Edison
Target Compound Quantitation Report

Data File: \\ChromNA\Edison\ChromData\CVOAMS5\20180307-68451.b\E82023.D
Lims ID: LCS
Client ID:
Sample Type: LCS
Inject. Date: 07-Mar-2018 10:03:30 ALS Bottle#: 3 Worklist Smp#: 4
Purge Vol: 5.000 mL Dil. Factor: 1.0000
Sample Info: LCS
Misc. Info.: 460-0068451-004
Operator ID: Instrument ID: CVOAMS5

Method: \\ChromNA\Edison\ChromData\CVOAMS5\20180307-68451.b\8260W_5.m
Limit Group: VOA - 8260C DKQP Water and Solid
Last Update: 11-Mar-2018 22:21:22 Calib Date: 06-Mar-2018 08:33:30
Integrator: RTE ID Type: Deconvolution ID
Quant Method: Internal Standard Quant By: Initial Calibration
Last ICal File: \\ChromNA\Edison\ChromData\CVOAMS5\20180306-68384.b\E81978.D

Column 1 : Rtx-VMS (0.18 mm) Det: MS SCAN
Process Host: XAWRK026

First Level Reviewer: parekhv Date: 07-Mar-2018 12:17:06

Compound	Sig	RT (min.)	Exp RT (min.)	Dlt RT (min.)	Q	Response	Cal Amt ug/l	OnCol Amt ug/l	Flags
1 Chlorotrifluoroethene	116	0.916	0.916	0.000	88	30656	20.0	17.2	
2 Dichlorodifluoromethane	85	0.933	0.924	0.009	99	86188	20.0	20.3	
5 Chloromethane	50	1.089	1.089	0.000	99	103834	20.0	19.8	
3 Vinyl chloride	62	1.089	1.089	0.000	98	89060	20.0	20.2	
4 Butadiene	54	1.097	1.097	0.000	94	71849	20.0	20.1	
6 Bromomethane	94	1.270	1.270	0.000	99	55683	20.0	20.1	
7 Chloroethane	64	1.344	1.344	0.000	99	57702	20.0	21.5	
9 Trichlorofluoromethane	101	1.426	1.418	0.008	80	136002	20.0	21.4	
8 Pentane	72	1.426	1.418	0.008	97	24380	40.0	33.2	
10 Dichlorofluoromethane	67	1.459	1.459	0.000	99	137140	20.0	21.7	
11 2-Methyl-1,3-butadiene	67	1.599	1.599	0.000	94	92928	20.0	19.3	
13 Ethyl ether	59	1.599	1.607	-0.008	92	55483	20.0	20.9	
15 1,2-Dichloro-1,1,2-trifluo	67	1.723	1.714	0.009	81	86570	20.0	19.9	
14 1,1-Dichloroethene	96	1.723	1.714	0.009	92	76867	20.0	18.6	
17 Carbon disulfide	76	1.731	1.731	0.000	98	208976	20.0	16.8	
12 Ethanol	46	1.698	1.731	-0.033	100	9973	800.0	866.3	a
16 1,1,2-Trichloro-1,2,2-trif	101	1.747	1.747	0.000	95	80144	20.0	19.3	
18 Iodomethane	142	1.805	1.805	0.000	98	81705	20.0	13.5	
19 Cyclopentene	67	1.896	1.896	0.000	96	163915	20.0	19.0	
20 Acrolein	56	1.928	1.928	0.000	92	14495	40.0	47.4	
21 3-Chloro-1-propene	76	2.011	2.011	0.000	93	41449	20.0	18.7	
22 Isopropyl alcohol	45	2.027	2.035	-0.008	97	22064	200.0	191.3	
23 Methylene Chloride	84	2.077	2.077	0.000	86	87188	20.0	21.0	
24 Acetone	58	2.110	2.109	0.001	87	18509	100.0	98.6	
25 trans-1,2-Dichloroethene	96	2.175	2.175	0.000	94	57946	20.0	17.7	
26 Methyl acetate	74	2.192	2.192	0.000	99	29725	100.0	99.3	
27 Hexane	86	2.225	2.225	0.000	86	10664	20.0	17.3	
28 Methyl tert-butyl ether	73	2.249	2.249	0.000	87	116057	20.0	19.6	
* 29 TBA-d9 (IS)	65	2.266	2.274	-0.008	94	99933	1000.0	1000.0	
30 2-Methyl-2-propanol	59	2.315	2.323	-0.008	95	20644	200.0	182.9	
31 Acetonitrile	41	2.422	2.422	0.000	99	44679	200.0	200.0	

Compound	Sig	RT (min.)	Exp RT (min.)	Dlt RT (min.)	Q	Response	Cal Amt ug/l	OnCol Amt ug/l	Flags
32 Isopropyl ether	45	2.505	2.505	0.000	94	149880	20.0	19.5	
33 2-Chloro-1,3-butadiene	88	2.570	2.570	0.000	91	45866	20.0	17.4	
34 1,1-Dichloroethane	63	2.587	2.587	0.000	100	99182	20.0	19.5	
35 Acrylonitrile	53	2.628	2.628	0.000	94	127085	200.0	197.7	
36 Tert-butyl ethyl ether	59	2.760	2.760	0.000	89	122254	20.0	18.9	
37 Vinyl acetate	86	2.776	2.776	0.000	99	15462	40.0	41.0	
38 cis-1,2-Dichloroethene	96	2.974	2.974	0.000	99	59797	20.0	18.1	
39 2,2-Dichloropropane	77	3.056	3.056	0.000	95	65280	20.0	18.7	
40 Cyclohexane	56	3.114	3.114	0.000	91	74425	20.0	18.0	
41 Chlorobromomethane	128	3.122	3.122	0.000	88	30520	20.0	18.9	
42 Chloroform	83	3.179	3.179	0.000	99	98615	20.0	19.4	
43 Carbon tetrachloride	117	3.278	3.278	0.000	98	65963	20.0	17.2	
44 Methyl acrylate	55	3.295	3.295	0.000	92	27882	20.0	19.6	
45 Ethyl acetate	70	3.295	3.295	0.000	99	7608	40.0	34.8	
46 Tetrahydrofuran	42	3.303	3.303	0.000	93	26119	40.0	37.0	
$ 47 Dibromofluoromethane (Surr	113	3.327	3.327	0.000	96	136333	50.0	50.4	
48 1,1,1-Trichloroethane	97	3.336	3.336	0.000	98	82201	20.0	18.2	
* 49 2-Butanone-d5	46	3.402	3.402	0.000	99	157227	250.0	250.0	
50 2-Butanone (MEK)	72	3.434	3.434	0.000	91	22311	100.0	88.5	
51 1,1-Dichloropropene	75	3.443	3.434	0.009	95	74030	20.0	18.2	
52 Isooctane	57	3.533	3.533	0.000	97	79477	20.0	18.0	
53 n-Heptane	57	3.632	3.624	0.008	84	19453	20.0	17.5	
54 Benzene	78	3.640	3.640	0.000	96	226009	20.0	19.8	
55 Propionitrile	54	3.681	3.681	0.000	99	47333	200.0	195.9	
56 Methacrylonitrile	67	3.698	3.698	0.000	93	162630	200.0	205.1	
58 Tert-amyl methyl ether	73	3.755	3.755	0.000	95	110175	20.0	18.6	
$ 57 1,2-Dichloroethane-d4 (Sur	65	3.764	3.764	0.000	96	138570	50.0	52.0	
59 1,2-Dichloroethane	62	3.821	3.821	0.000	97	69392	20.0	20.0	
60 Isobutyl alcohol	43	3.871	3.879	-0.008	95	21870	500.0	420.6	
63 t-Amyl alcohol	59	3.953	3.953	0.000	83	12958	NC	NC	
* 61 Fluorobenzene	96	4.011	4.011	0.000	99	512062	50.0	50.0	
62 Isopropyl acetate	43	4.076	4.076	0.000	97	52449	20.0	18.1	
64 Methylcyclohexane	83	4.142	4.142	0.000	94	68600	20.0	17.5	
65 Trichloroethene	95	4.159	4.159	0.000	96	59657	20.0	17.7	
66 2-ethoxy-2-methyl butane	59	4.414	4.414	0.000	91	84456	NC	NC	
68 n-Butanol	56	4.537	4.537	0.000	95	13396	500.0	463.3	
67 Dibromomethane	93	4.554	4.554	0.000	95	31392	20.0	19.8	
69 1,2-Dichloropropane	63	4.661	4.661	0.000	86	51501	20.0	19.0	
71 Ethyl acrylate	55	4.727	4.727	0.000	99	34882	20.0	20.0	
70 Dichlorobromomethane	83	4.735	4.735	0.000	99	62609	20.0	18.1	
73 Methyl methacrylate	100	4.941	4.932	0.009	89	19552	40.0	42.1	
* 72 1,4-Dioxane-d8	96	4.924	4.941	-0.016	48	17087	1000.0	1000.0	
74 1,4-Dioxane	88	4.957	4.965	-0.008	93	8068	400.0	388.7	
75 n-Propyl acetate	43	5.097	5.097	0.000	97	37337	20.0	18.1	
76 2-Chloroethyl vinyl ether	63	5.377	5.377	0.000	95	20479	20.0	19.0	
77 cis-1,3-Dichloropropene	75	5.410	5.410	0.000	93	73726	20.0	19.6	
$ 78 Toluene-d8 (Surr)	98	5.615	5.615	0.000	99	541074	50.0	52.1	
79 Toluene	91	5.673	5.673	0.000	93	245211	20.0	19.5	
80 Epichlorohydrin	57	5.706	5.706	0.000	99	42646	400.0	338.3	
81 2-Nitropropane	41	5.953	5.953	0.000	99	12895	40.0	38.2	
82 Tetrachloroethene	166	6.109	6.109	0.000	96	57801	20.0	17.5	
83 4-Methyl-2-pentanone (MIBK	43	6.167	6.167	0.000	98	149990	100.0	96.9	

Compound	Sig	RT (min.)	Exp RT (min.)	Dlt RT (min.)	Q	Response	Cal Amt ug/l	OnCol Amt ug/l	Flags
84 trans-1,3-Dichloropropene	75	6.183	6.183	0.000	97	64149	20.0	19.5	
85 1,1,2-Trichloroethane	83	6.372	6.372	0.000	93	35386	20.0	20.0	
86 Ethyl methacrylate	69	6.447	6.447	0.000	90	37044	20.0	19.8	
87 Chlorodibromomethane	129	6.570	6.570	0.000	97	39928	20.0	17.7	
88 1,3-Dichloropropane	76	6.702	6.702	0.000	93	72548	20.0	20.2	
89 Ethylene Dibromide	107	6.833	6.833	0.000	99	39515	20.0	19.7	
90 n-Butyl acetate	43	7.171	7.171	0.000	97	35464	20.0	14.5	
91 2-Hexanone	43	7.253	7.253	0.000	97	96143	100.0	96.1	
* 92 Chlorobenzene-d5	117	7.541	7.541	0.000	84	428522	50.0	50.0	
93 Chlorobenzene	112	7.558	7.558	0.000	96	172435	20.0	19.1	
94 Ethylbenzene	106	7.640	7.640	0.000	98	86975	20.0	18.6	
95 1,1,1,2-Tetrachloroethane	131	7.673	7.673	0.000	93	51196	20.0	18.0	
96 m-Xylene & p-Xylene	106	7.862	7.862	0.000	96	100254	20.0	19.2	
97 o-Xylene	106	8.463	8.463	0.000	95	92791	20.0	18.9	
98 Bromoform	173	8.520	8.529	-0.009	92	18895	20.0	15.9	
99 Styrene	104	8.553	8.545	0.008	98	159718	20.0	19.7	
100 n-Butyl acrylate	73	8.866	8.866	0.000	95	18822	20.0	13.5	
101 Isopropylbenzene	105	8.957	8.957	0.000	95	252698	20.0	20.4	
102 Amyl acetate (mixed isomer	43	9.286	9.286	0.000	95	44279	20.0	14.4	
$ 103 4-Bromofluorobenzene	174	9.335	9.335	0.000	91	162230	50.0	53.0	
104 Bromobenzene	156	9.450	9.450	0.000	94	68100	20.0	18.6	
105 N-Propylbenzene	91	9.599	9.599	0.000	100	271501	20.0	19.4	
106 1,1,2,2-Tetrachloroethane	83	9.738	9.738	0.000	97	47266	20.0	20.7	
107 2-Chlorotoluene	91	9.780	9.780	0.000	97	206013	20.0	19.2	
108 4-Ethyltoluene	105	9.788	9.788	0.000	98	249044	20.0	19.4	
109 1,2,3-Trichloropropane	110	9.895	9.887	0.008	95	15380	20.0	21.2	
110 1,3,5-Trimethylbenzene	105	9.944	9.944	0.000	94	195385	20.0	19.6	
111 trans-1,4-Dichloro-2-buten	53	10.010	10.010	0.000	72	11512	20.0	20.3	
112 4-Chlorotoluene	91	10.051	10.051	0.000	97	189101	20.0	20.0	
113 tert-Butylbenzene	119	10.422	10.421	0.001	96	159082	20.0	19.0	
115 Butyl Methacrylate	87	10.537	10.545	-0.008	95	41884	20.0	12.4	
114 1,2,4-Trimethylbenzene	105	10.553	10.553	0.000	97	211119	20.0	19.5	
116 sec-Butylbenzene	105	10.718	10.718	0.000	99	227110	20.0	20.0	
117 1,3-Dichlorobenzene	146	10.981	10.981	0.000	97	134790	20.0	18.2	
118 4-Isopropyltoluene	119	10.998	10.998	0.000	98	195402	20.0	19.1	
* 119 1,4-Dichlorobenzene-d4	152	11.121	11.121	0.000	94	247427	50.0	50.0	
120 1,4-Dichlorobenzene	146	11.137	11.137	0.000	96	145462	20.0	19.3	
121 1,2,3-Trimethylbenzene	105	11.228	11.228	0.000	0	215293	NC	NC	
122 2,3-Dihydroindene	117	11.376	11.376	0.000	94	234616	20.0	20.6	
123 Benzyl chloride	126	11.508	11.508	0.000	96	11983	20.0	13.4	
124 p-Diethylbenzene	119	11.516	11.516	0.000	93	100922	20.0	18.8	
125 n-Butylbenzene	92	11.574	11.574	0.000	97	84754	20.0	19.5	
126 1,2-Dichlorobenzene	146	11.664	11.664	0.000	98	130480	20.0	19.6	
127 1,2,4,5-Tetramethylbenzene	119	12.298	12.298	0.000	98	155760	20.0	19.5	
128 1,2-Dibromo-3-Chloropropan	157	12.413	12.413	0.000	91	7334	20.0	19.4	
129 1,3,5-Trichlorobenzene	180	12.438	12.438	0.000	97	73217	20.0	18.0	
130 1,2,4-Trichlorobenzene	180	12.899	12.899	0.000	94	64850	20.0	19.0	
131 Hexachlorobutadiene	225	12.907	12.907	0.000	64	19196	20.0	18.9	
132 Naphthalene	128	13.104	13.104	0.000	99	135002	20.0	22.1	
133 1,2,3-Trichlorobenzene	180	13.220	13.220	0.000	97	57713	20.0	19.3	
S 134 1,2-Dichloroethene, Total	100				0		40.0	35.8	
S 135 1,3-Dichloropropene, Total	100				0		40.0	39.1	

Compound	Sig	RT (min.)	Exp RT (min.)	Dlt RT (min.)	Q	Response	Cal Amt ug/l	OnCol Amt ug/l	Flags
S 136 Xylenes, Total	100				0		40.0	38.1	
S 137 Total BTEX	1				0		100.0	95.9	

QC Flag Legend

Processing Flags
NC - Not Calibrated
Review Flags
a - User Assigned ID

Reagents:

8260MIX1COMB_00074	Amount Added: 20.00	Units: uL		
ACROLEIN W_00074	Amount Added: 4.00	Units: uL		
GASES Li_00250	Amount Added: 20.00	Units: uL		
8260SURR250_00169	Amount Added: 1.00	Units: uL	Run Reagent	
8260ISNEW_00119	Amount Added: 1.00	Units: uL	Run Reagent	

Report Date: 11-Mar-2018 22:21:25 Chrom Revision: 2.2 08-Feb-2018 13:38:42

TestAmerica Edison

Data File: \\ChromNA\Edison\ChromData\CVOAMS5\20180307-68451.b\E82023.D

Injection Date: 07-Mar-2018 10:03:30 Instrument ID: CVOAMS5 Operator ID:

Lims ID: LCS Worklist Smp#: 4

Client ID:

Purge Vol: 5.000 mL Dil. Factor: 1.0000 ALS Bottle#: 3

Method: 8260W_5 Limit Group: VOA - 8260C DKQP Water and Solid

Column: Rtx-VMS (0.18 mm)

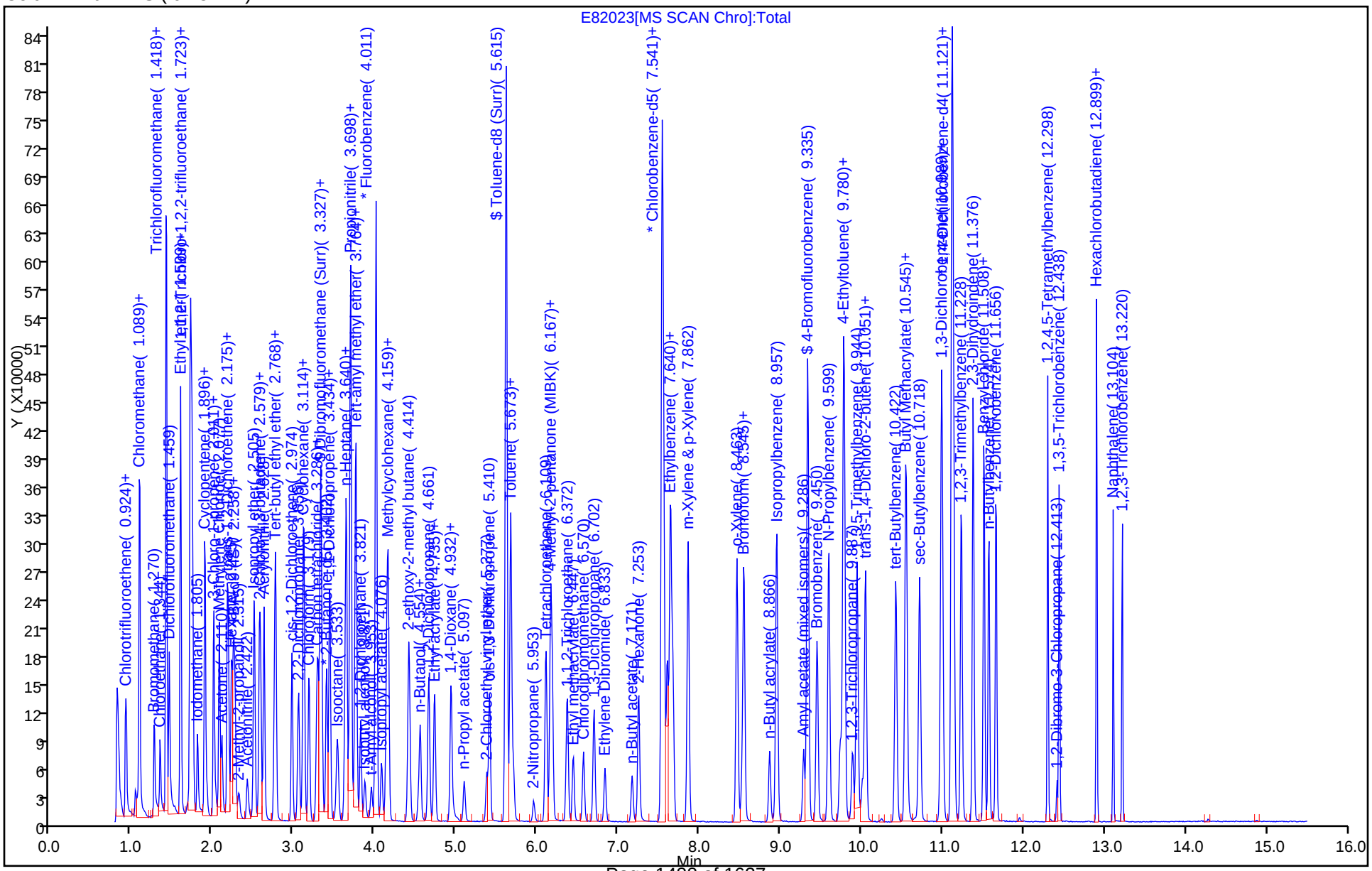

FORM I
GC/MS VOA ORGANICS ANALYSIS DATA SHEET

Lab Name: TestAmerica Edison | Job No.: 460-151079-1

SDG No.:

Client Sample ID: | Lab Sample ID: LCS 460-502418/4

Matrix: Water | Lab File ID: F60586.D

Analysis Method: 8260C | Date Collected:

Sample wt/vol: 5(mL) | Date Analyzed: 03/09/2018 10:38

Soil Aliquot Vol: | Dilution Factor: 1

Soil Extract Vol.: | GC Column: Rtx-624 ID: 0.25(mm)

% Moisture: | Level: (low/med) Low

Analysis Batch No.: 502418 | Units: ug/L

CAS NO.	COMPOUND NAME	RESULT	Q	RL	MDL
71-55-6	1,1,1-Trichloroethane	21.2		1.0	0.28
79-34-5	1,1,2,2-Tetrachloroethane	20.6		1.0	0.19
79-00-5	1,1,2-Trichloroethane	18.1		1.0	0.080
75-34-3	1,1-Dichloroethane	19.1		1.0	0.24
75-35-4	1,1-Dichloroethene	19.0		1.0	0.34
87-61-6	1,2,3-Trichlorobenzene	20.8		1.0	0.35
120-82-1	1,2,4-Trichlorobenzene	22.1		1.0	0.27
96-12-8	1,2-Dibromo-3-Chloropropane	18.7		1.0	0.23
106-93-4	1,2-Dibromoethane	20.0		1.0	0.19
95-50-1	1,2-Dichlorobenzene	20.5		1.0	0.22
107-06-2	1,2-Dichloroethane	19.5		1.0	0.25
78-87-5	1,2-Dichloropropane	18.5		1.0	0.18
541-73-1	1,3-Dichlorobenzene	22.3		1.0	0.33
106-46-7	1,4-Dichlorobenzene	21.4		1.0	0.33
123-91-1	1,4-Dioxane	436		50	8.7
78-93-3	2-Butanone	104		5.0	2.2
591-78-6	2-Hexanone	106		5.0	0.72
108-10-1	4-Methyl-2-pentanone	105		5.0	0.63
67-64-1	Acetone	104		5.0	1.1
71-43-2	Benzene	19.2		1.0	0.090
74-97-5	Bromochloromethane	20.3		1.0	0.30
75-27-4	Bromodichloromethane	20.0		1.0	0.15
75-25-2	Bromoform	20.8		1.0	0.18
74-83-9	Bromomethane	14.7		1.0	0.18
75-15-0	Carbon disulfide	20.0		1.0	0.22
56-23-5	Carbon tetrachloride	20.9		1.0	0.33
108-90-7	Chlorobenzene	20.2		1.0	0.24
75-00-3	Chloroethane	16.3		1.0	0.37
67-66-3	Chloroform	20.0		1.0	0.22
74-87-3	Chloromethane	16.6		1.0	0.22
156-59-2	cis-1,2-Dichloroethene	20.5		1.0	0.26
10061-01-5	cis-1,3-Dichloropropene	20.3		1.0	0.16
110-82-7	Cyclohexane	21.7		1.0	0.26
124-48-1	Dibromochloromethane	19.3		1.0	0.22
75-71-8	Dichlorodifluoromethane	20.4		1.0	0.14
100-41-4	Ethylbenzene	20.5		1.0	0.30

FORM I
GC/MS VOA ORGANICS ANALYSIS DATA SHEET

Lab Name: TestAmerica Edison | Job No.: 460-151079-1

SDG No.:

Client Sample ID: | Lab Sample ID: LCS 460-502418/4

Matrix: Water | Lab File ID: F60586.D

Analysis Method: 8260C | Date Collected:

Sample wt/vol: 5(mL) | Date Analyzed: 03/09/2018 10:38

Soil Aliquot Vol: | Dilution Factor: 1

Soil Extract Vol.: | GC Column: Rtx-624 ID: 0.25(mm)

% Moisture: | Level: (low/med) Low

Analysis Batch No.: 502418 | Units: ug/L

CAS NO.	COMPOUND NAME	RESULT	Q	RL	MDL
76-13-1	Freon TF	19.5		1.0	0.34
98-82-8	Isopropylbenzene	20.5		1.0	0.32
179601-23-1	m&p-Xylene	19.8		1.0	0.28
79-20-9	Methyl acetate	97.3		5.0	0.58
108-87-2	Methylcyclohexane	20.7		1.0	0.22
75-09-2	Methylene Chloride	19.4		1.0	0.21
1634-04-4	MTBE	20.2		1.0	0.13
95-47-6	o-Xylene	20.6		1.0	0.32
100-42-5	Styrene	20.4		1.0	0.17
127-18-4	Tetrachloroethene	20.3		1.0	0.12
108-88-3	Toluene	19.4		1.0	0.25
156-60-5	trans-1,2-Dichloroethene	19.4		1.0	0.18
10061-02-6	trans-1,3-Dichloropropene	21.3		1.0	0.19
79-01-6	Trichloroethene	19.5		1.0	0.22
75-69-4	Trichlorofluoromethane	22.8		1.0	0.15
75-01-4	Vinyl chloride	18.2		1.0	0.060

CAS NO.	SURROGATE	%REC	Q	LIMITS
17060-07-0	1,2-Dichloroethane-d4 (Surr)	98		70-130
460-00-4	Bromofluorobenzene	101		70-130
1868-53-7	Dibromofluoromethane (Surr)	102		70-130
2037-26-5	Toluene-d8 (Surr)	98		70-130

TestAmerica Edison
Target Compound Quantitation Report

Data File: \\ChromNA\Edison\ChromData\CVOAMS6\20180309-68556.b\F60586.D
Lims ID: LCS
Client ID:
Sample Type: LCS
Inject. Date: 09-Mar-2018 10:38:30 ALS Bottle#: 3 Worklist Smp#: 4
Purge Vol: 5.000 mL Dil. Factor: 1.0000
Sample Info: LCS
Misc. Info.: 460-0068556-004
Operator ID: Instrument ID: CVOAMS6

Method: \\ChromNA\Edison\ChromData\CVOAMS6\20180309-68556.b\8260624W6.m
Limit Group: VOA - 8260C DKQP Water and Solid
Last Update: 12-Mar-2018 17:34:50 Calib Date: 09-Mar-2018 04:49:30
Integrator: RTE ID Type: Deconvolution ID
Quant Method: Internal Standard Quant By: Initial Calibration
Last ICal File: \\ChromNA\Edison\ChromData\CVOAMS6\20180309-68530.b\F60575.D

Column 1 : Rtx-624 (0.25 mm) Det: MS SCAN
Process Host: XAWRK008

First Level Reviewer: delpolitov Date: 12-Mar-2018 17:34:50

Compound	Sig	RT (min.)	Exp RT (min.)	Dlt RT (min.)	Q	Response	Cal Amt ug/l	OnCol Amt ug/l	Flags
1 Chlorotrifluoroethene	66	1.558	1.558	0.000	87	19944	20.0	21.4	
2 Dichlorodifluoromethane	85	1.574	1.566	0.008	99	117979	20.0	20.4	
3 Chloromethane	50	1.730	1.730	0.000	98	69710	20.0	16.6	
4 Vinyl chloride	62	1.837	1.829	0.008	98	75376	20.0	18.2	
5 Butadiene	54	1.837	1.829	0.008	98	67163	20.0	18.9	
6 Bromomethane	94	2.108	2.100	0.008	98	38642	20.0	14.7	
7 Chloroethane	64	2.174	2.166	0.008	99	34030	20.0	16.3	
8 Dichlorofluoromethane	67	2.363	2.355	0.008	97	123689	20.0	20.7	
9 Trichlorofluoromethane	101	2.371	2.371	0.000	70	130941	20.0	22.8	
10 Pentane	72	2.396	2.388	0.008	96	27829	40.0	54.1	
11 Ethanol	46	2.568	2.560	0.008	76	15589	800.0	941.1	
12 Ethyl ether	59	2.577	2.568	0.009	93	57735	20.0	19.1	
13 2-Methyl-1,3-butadiene	53	2.601	2.593	0.008	98	67687	20.0	19.9	
14 1,2-Dichloro-1,1,2-trifluo	117	2.626	2.626	0.000	84	79206	20.0	21.3	
15 Acrolein	56	2.749	2.749	0.000	49	16534	40.0	34.0	
16 1,1,2-Trichloro-1,2,2-trif	101	2.766	2.765	0.001	91	84178	20.0	19.5	
17 1,1-Dichloroethene	96	2.790	2.782	0.008	97	73207	20.0	19.0	
18 Acetone	43	2.872	2.864	0.008	86	96699	100.0	103.9	
19 Iodomethane	142	2.938	2.930	0.008	100	156451	20.0	19.9	
20 Isopropyl alcohol	45	2.955	2.954	0.001	30	38411	200.0	209.0	
21 Carbon disulfide	76	2.979	2.971	0.008	100	246978	20.0	20.0	
22 3-Chloro-1-propene	41	3.094	3.094	0.000	93	139091	20.0	19.8	
24 Methyl acetate	43	3.103	3.102	0.000	99	220974	100.0	97.3	
23 Cyclopentene	67	3.119	3.111	0.008	94	171488	20.0	20.5	
25 Acetonitrile	41	3.160	3.160	0.000	98	96423	200.0	207.0	a
* 26 TBA-d9 (IS)	65	3.209	3.209	0.000	0	262327	1000.0	1000.0	
27 Methylene Chloride	84	3.226	3.217	0.009	88	78459	20.0	19.4	
28 2-Methyl-2-propanol	59	3.275	3.267	0.008	91	68312	200.0	205.7	
29 Methyl tert-butyl ether	73	3.382	3.374	0.008	96	209333	20.0	20.2	
30 trans-1,2-Dichloroethene	96	3.407	3.406	0.001	93	75276	20.0	19.4	
31 Acrylonitrile	53	3.480	3.472	0.008	93	217917	200.0	191.4	

Compound	Sig	RT (min.)	Exp RT (min.)	Dlt RT (min.)	Q	Response	Cal Amt ug/l	OnCol Amt ug/l	Flags
32 Hexane	43	3.554	3.546	0.008	91	59088	20.0	19.8	
33 Isopropyl ether	45	3.760	3.760	0.000	92	209562	20.0	18.7	
34 1,1-Dichloroethane	63	3.801	3.793	0.008	98	118894	20.0	19.1	
35 Vinyl acetate	86	3.801	3.801	0.000	100	28303	40.0	41.4	
36 2-Chloro-1,3-butadiene	88	3.842	3.834	0.008	93	66272	20.0	19.8	
37 Tert-butyl ethyl ether	59	4.072	4.064	0.008	90	217985	20.0	19.9	
* 38 2-Butanone-d5	46	4.269	4.261	0.008	0	239984	250.0	250.0	
39 2,2-Dichloropropane	97	4.310	4.294	0.016	59	29197	20.0	21.3	
40 cis-1,2-Dichloroethene	96	4.319	4.310	0.009	98	82927	20.0	20.5	
41 2-Butanone (MEK)	72	4.327	4.318	0.009	96	32354	100.0	104.3	
42 Ethyl acetate	70	4.319	4.318	0.001	94	13926	40.0	43.4	
43 Methyl acrylate	55	4.376	4.376	0.000	99	49309	20.0	18.1	
44 Propionitrile	54	4.458	4.458	0.000	97	78111	200.0	198.8	
46 Tetrahydrofuran	72	4.532	4.532	0.000	59	15987	40.0	45.7	
45 Chlorobromomethane	128	4.540	4.540	0.000	75	44163	20.0	20.3	
47 Methacrylonitrile	67	4.557	4.557	0.000	91	236617	200.0	213.6	
48 Chloroform	83	4.590	4.581	0.009	99	125809	20.0	20.0	
49 Cyclohexane	84	4.729	4.721	0.008	91	117825	20.0	21.7	
50 1,1,1-Trichloroethane	97	4.738	4.729	0.009	95	129347	20.0	21.2	
$ 51 Dibromofluoromethane (Surr	113	4.746	4.738	0.008	97	160073	50.0	51.0	
52 Carbon tetrachloride	117	4.853	4.853	0.000	97	122523	20.0	20.9	
53 1,1-Dichloropropene	75	4.877	4.877	0.000	92	91050	20.0	20.1	
54 Isobutyl alcohol	43	5.001	4.992	0.009	95	53614	500.0	482.3	
55 Benzene	78	5.083	5.074	0.009	96	252099	20.0	19.2	
$ 56 1,2-Dichloroethane-d4 (Sur	65	5.091	5.091	0.000	0	163275	50.0	48.9	
57 Isopropyl acetate	43	5.124	5.124	0.000	97	188577	20.0	19.9	
58 Tert-amyl methyl ether	73	5.140	5.132	0.008	94	214447	20.0	18.9	
59 1,2-Dichloroethane	62	5.173	5.165	0.008	97	90167	20.0	19.5	
60 n-Heptane	57	5.222	5.214	0.008	94	47269	20.0	20.5	
* 61 Fluorobenzene	96	5.362	5.362	0.000	99	542011	50.0	50.0	
62 n-Butanol	56	5.658	5.658	0.000	90	39380	500.0	500.0	
63 Trichloroethene	95	5.715	5.707	0.008	95	71300	20.0	19.5	
65 Ethyl acrylate	55	5.839	5.830	0.009	93	162143	20.0	20.8	
64 Methylcyclohexane	83	5.839	5.839	0.000	90	129330	20.0	20.7	
66 1,2-Dichloropropane	63	6.003	6.003	0.000	86	58650	20.0	18.5	
* 67 1,4-Dioxane-d8	96	6.052	6.052	0.000	0	25889	1000.0	1000.0	
68 Methyl methacrylate	100	6.077	6.077	0.000	88	34729	40.0	41.2	
69 1,4-Dioxane	88	6.110	6.118	-0.008	28	13738	400.0	436.3	
70 n-Propyl acetate	43	6.126	6.126	0.000	98	75399	20.0	20.8	
71 Dibromomethane	93	6.135	6.134	0.001	90	43268	20.0	20.5	
72 Dichlorobromomethane	83	6.282	6.282	0.000	98	87750	20.0	20.0	
73 2-Nitropropane	41	6.619	6.611	0.008	85	31959	40.0	37.5	
74 2-Chloroethyl vinyl ether	63	6.619	6.611	0.008	69	31525	20.0	20.9	
75 Epichlorohydrin	57	6.726	6.726	0.000	99	109287	400.0	485.8	
76 cis-1,3-Dichloropropene	75	6.784	6.775	0.009	94	107684	20.0	20.3	
77 4-Methyl-2-pentanone (MIBK	43	6.940	6.940	0.000	96	271465	100.0	105.0	
$ 78 Toluene-d8 (Surr)	98	7.030	7.022	0.008	99	538910	50.0	49.0	
79 Toluene	91	7.104	7.104	0.000	93	278488	20.0	19.4	
80 trans-1,3-Dichloropropene	75	7.449	7.449	0.000	97	102277	20.0	21.3	
81 Ethyl methacrylate	69	7.474	7.474	0.000	88	79220	20.0	20.5	
82 1,1,2-Trichloroethane	83	7.671	7.671	0.000	93	46734	20.0	18.1	
83 Tetrachloroethene	166	7.712	7.712	0.000	96	90326	20.0	20.3	

Compound	Sig	RT (min.)	Exp RT (min.)	Dlt RT (min.)	Q	Response	Cal Amt ug/l	OnCol Amt ug/l	Flags
84 1,3-Dichloropropane	76	7.885	7.876	0.009	94	92824	20.0	19.4	
85 2-Hexanone	43	7.942	7.934	0.008	96	177811	100.0	105.7	
86 n-Butyl acetate	43	8.049	8.049	0.000	97	91532	20.0	18.4	
87 Chlorodibromomethane	129	8.115	8.115	0.000	98	78777	20.0	19.3	
88 Ethylene Dibromide	107	8.271	8.271	0.000	99	64971	20.0	20.0	
* 89 Chlorobenzene-d5	117	8.821	8.813	0.008	85	453801	50.0	50.0	
90 Chlorobenzene	112	8.854	8.854	0.000	98	203592	20.0	20.2	
91 Ethylbenzene	106	8.953	8.953	0.000	98	111932	20.0	20.5	
92 1,1,1,2-Tetrachloroethane	131	8.978	8.969	0.009	93	82471	20.0	20.4	
93 m-Xylene & p-Xylene	106	9.109	9.109	0.000	0	137278	20.0	19.8	
94 n-Butyl acrylate	73	9.528	9.528	0.000	97	53346	20.0	21.0	
95 o-Xylene	106	9.553	9.544	0.009	94	141050	20.0	20.6	
96 Styrene	104	9.577	9.577	0.000	96	228248	20.0	20.4	
97 Amyl acetate (mixed isomer	43	9.750	9.750	0.000	89	133132	20.0	20.1	
98 Bromoform	173	9.783	9.783	0.000	98	57333	20.0	20.8	
99 Isopropylbenzene	105	9.890	9.890	0.000	95	375453	20.0	20.5	
$ 100 4-Bromofluorobenzene	174	10.070	10.070	0.000	96	220949	50.0	50.5	
101 Bromobenzene	156	10.185	10.185	0.000	90	104545	20.0	20.2	
102 1,1,2,2-Tetrachloroethane	83	10.227	10.226	0.001	96	79930	20.0	20.6	
103 N-Propylbenzene	91	10.243	10.243	0.000	100	419340	20.0	21.4	
104 1,2,3-Trichloropropane	110	10.268	10.259	0.009	93	26520	20.0	21.4	
105 trans-1,4-Dichloro-2-buten	53	10.276	10.276	0.000	75	23811	20.0	20.1	
106 2-Chlorotoluene	91	10.333	10.333	0.000	97	282012	20.0	20.8	
107 4-Ethyltoluene	105	10.342	10.333	0.009	98	367087	20.0	21.6	
108 1,3,5-Trimethylbenzene	105	10.391	10.391	0.000	94	318848	20.0	20.3	
109 4-Chlorotoluene	91	10.424	10.424	0.000	96	256062	20.0	20.2	
110 Butyl Methacrylate	87	10.473	10.465	0.008	92	104250	20.0	20.6	
111 tert-Butylbenzene	119	10.629	10.629	0.000	95	283317	20.0	21.4	
112 1,2,4-Trimethylbenzene	105	10.670	10.670	0.000	98	347264	20.0	21.5	
113 sec-Butylbenzene	105	10.785	10.785	0.000	99	411004	20.0	21.6	
114 4-Isopropyltoluene	119	10.884	10.884	0.000	98	371932	20.0	21.9	
115 1,3-Dichlorobenzene	146	10.892	10.892	0.000	97	204888	20.0	22.3	
* 116 1,4-Dichlorobenzene-d4	152	10.941	10.941	0.000	93	295144	50.0	50.0	
117 1,4-Dichlorobenzene	146	10.958	10.958	0.000	96	203703	20.0	21.4	
132 1,2,3-Trimethylbenzene	105	10.966	10.966	0.000	99	344347	NC	NC	
118 Benzyl chloride	91	11.056	11.056	0.000	100	196277	20.0	20.3	
119 2,3-Dihydroindene	117	11.106	11.106	0.000	94	358063	20.0	21.2	
120 p-Diethylbenzene	119	11.139	11.139	0.000	95	214009	20.0	21.0	
121 n-Butylbenzene	92	11.155	11.155	0.000	98	174558	20.0	21.7	
122 1,2-Dichlorobenzene	146	11.204	11.204	0.000	97	200094	20.0	20.5	
123 1,2,4,5-Tetramethylbenzene	119	11.615	11.615	0.000	97	392106	20.0	21.5	
124 1,2-Dibromo-3-Chloropropan	75	11.689	11.689	0.000	94	17847	20.0	18.7	
125 1,3,5-Trichlorobenzene	180	11.780	11.779	0.001	97	171993	20.0	21.4	
126 1,2,4-Trichlorobenzene	180	12.182	12.182	0.000	94	164694	20.0	22.1	
127 Hexachlorobutadiene	225	12.240	12.248	-0.008	95	80046	20.0	22.3	
128 Naphthalene	128	12.355	12.355	0.000	99	345679	20.0	21.7	
129 1,2,3-Trichlorobenzene	180	12.511	12.519	-0.008	95	140107	20.0	20.8	
S 130 1,2-Dichloroethene, Total	100				0		40.0	39.9	
S 131 Xylenes, Total	100				0		40.0	40.4	

QC Flag Legend

Processing Flags

NC - Not Calibrated

Review Flags

a - User Assigned ID

Reagents:

GASES Li_00250	Amount Added:	20.00	Units: uL	
8260MIX1COMB_00074	Amount Added:	20.00	Units: uL	
ACROLEIN W_00074	Amount Added:	4.00	Units: uL	
VOA6IS/SURR_00009	Amount Added:	5.00	Units: uL	Run Reagent

Report Date: 12-Mar-2018 17:34:54 Chrom Revision: 2.2 08-Feb-2018 13:38:42

TestAmerica Edison

Data File: \\ChromNA\Edison\ChromData\CVOAMS6\20180309-68556.b\F60586.D

Injection Date: 09-Mar-2018 10:38:30 Instrument ID: CVOAMS6 Operator ID:

Lims ID: LCS Worklist Smp#: 4

Client ID:

Purge Vol: 5.000 mL Dil. Factor: 1.0000 ALS Bottle#: 3

Method: 8260624W6 Limit Group: VOA - 8260C DKQP Water and Solid

Column: Rtx-624 (0.25 mm)

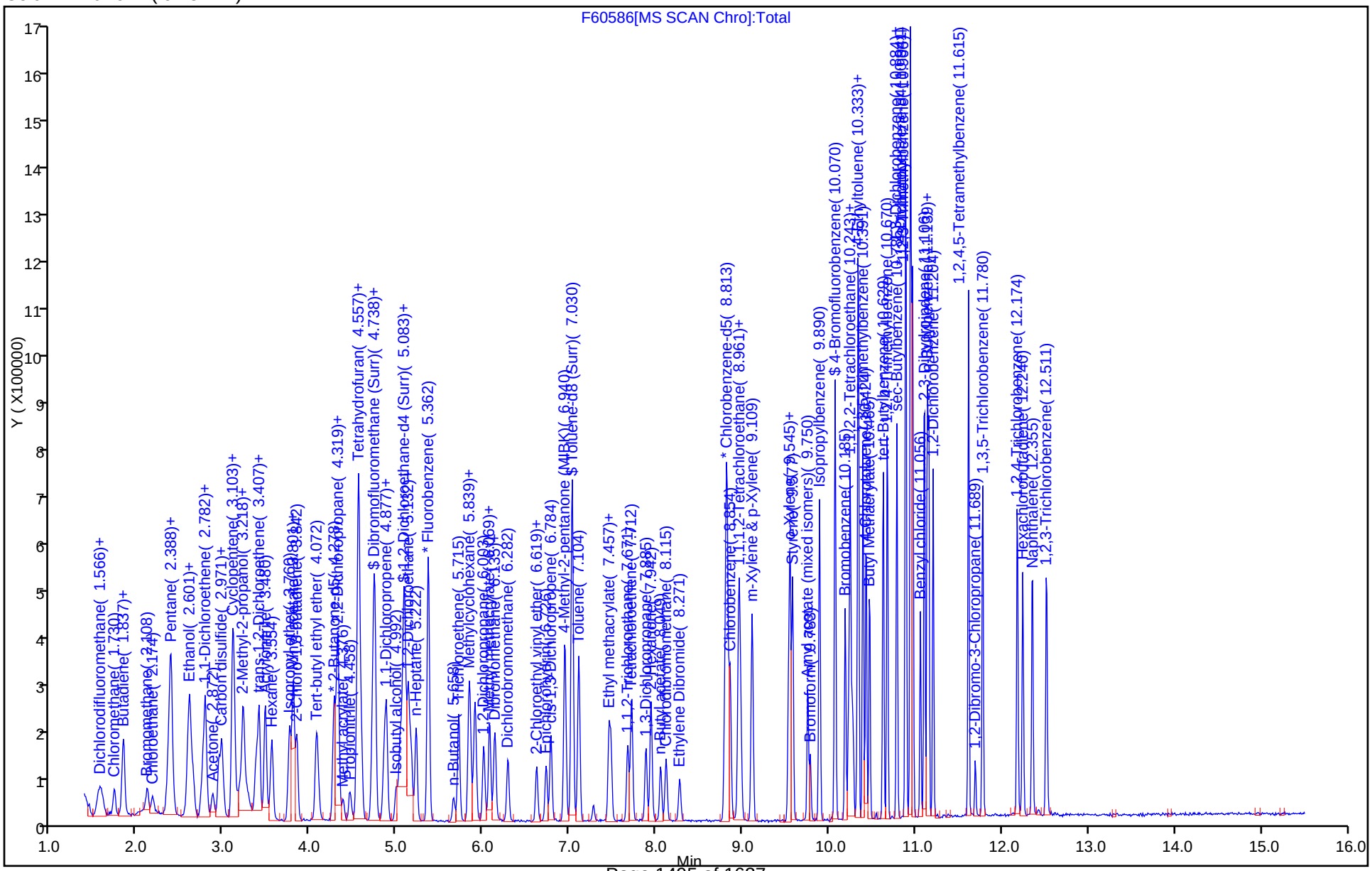

FORM I
GC/MS VOA ORGANICS ANALYSIS DATA SHEET

Lab Name: TestAmerica Edison | Job No.: 460-151079-1

SDG No.:

Client Sample ID: | Lab Sample ID: LCS 460-502566/4

Matrix: Water | Lab File ID: F60617.D

Analysis Method: 8260C | Date Collected:

Sample wt/vol: 5(mL) | Date Analyzed: 03/09/2018 23:33

Soil Aliquot Vol: | Dilution Factor: 1

Soil Extract Vol.: | GC Column: Rtx-624 ID: 0.25(mm)

% Moisture: | Level: (low/med) Low

Analysis Batch No.: 502566 | Units: ug/L

CAS NO.	COMPOUND NAME	RESULT	Q	RL	MDL
71-55-6	1,1,1-Trichloroethane	19.6		1.0	0.28
79-34-5	1,1,2,2-Tetrachloroethane	20.0		1.0	0.19
79-00-5	1,1,2-Trichloroethane	18.3		1.0	0.080
75-34-3	1,1-Dichloroethane	18.4		1.0	0.24
75-35-4	1,1-Dichloroethene	18.2		1.0	0.34
87-61-6	1,2,3-Trichlorobenzene	21.0		1.0	0.35
120-82-1	1,2,4-Trichlorobenzene	20.9		1.0	0.27
96-12-8	1,2-Dibromo-3-Chloropropane	17.0		1.0	0.23
106-93-4	1,2-Dibromoethane	20.1		1.0	0.19
95-50-1	1,2-Dichlorobenzene	20.3		1.0	0.22
107-06-2	1,2-Dichloroethane	18.7		1.0	0.25
78-87-5	1,2-Dichloropropane	18.6		1.0	0.18
541-73-1	1,3-Dichlorobenzene	21.7		1.0	0.33
106-46-7	1,4-Dichlorobenzene	21.1		1.0	0.33
123-91-1	1,4-Dioxane	342		50	8.7
78-93-3	2-Butanone	99.9		5.0	2.2
591-78-6	2-Hexanone	97.1		5.0	0.72
108-10-1	4-Methyl-2-pentanone	98.3		5.0	0.63
67-64-1	Acetone	95.9		5.0	1.1
71-43-2	Benzene	18.8		1.0	0.090
74-97-5	Bromochloromethane	19.7		1.0	0.30
75-27-4	Bromodichloromethane	19.0		1.0	0.15
75-25-2	Bromoform	19.7		1.0	0.18
74-83-9	Bromomethane	17.8		1.0	0.18
75-15-0	Carbon disulfide	17.9		1.0	0.22
56-23-5	Carbon tetrachloride	18.4		1.0	0.33
108-90-7	Chlorobenzene	19.8		1.0	0.24
75-00-3	Chloroethane	18.9		1.0	0.37
67-66-3	Chloroform	19.2		1.0	0.22
74-87-3	Chloromethane	16.8		1.0	0.22
156-59-2	cis-1,2-Dichloroethene	19.4		1.0	0.26
10061-01-5	cis-1,3-Dichloropropene	18.4		1.0	0.16
110-82-7	Cyclohexane	19.2		1.0	0.26
124-48-1	Dibromochloromethane	18.9		1.0	0.22
75-71-8	Dichlorodifluoromethane	19.0		1.0	0.14
100-41-4	Ethylbenzene	18.5		1.0	0.30

FORM I
GC/MS VOA ORGANICS ANALYSIS DATA SHEET

Lab Name: TestAmerica Edison | Job No.: 460-151079-1

SDG No.:

Client Sample ID: | Lab Sample ID: LCS 460-502566/4

Matrix: Water | Lab File ID: F60617.D

Analysis Method: 8260C | Date Collected:

Sample wt/vol: 5(mL) | Date Analyzed: 03/09/2018 23:33

Soil Aliquot Vol: | Dilution Factor: 1

Soil Extract Vol.: | GC Column: Rtx-624 ID: 0.25(mm)

% Moisture: | Level: (low/med) Low

Analysis Batch No.: 502566 | Units: ug/L

CAS NO.	COMPOUND NAME	RESULT	Q	RL	MDL
76-13-1	Freon TF	18.5		1.0	0.34
98-82-8	Isopropylbenzene	19.7		1.0	0.32
179601-23-1	m&p-Xylene	18.7		1.0	0.28
79-20-9	Methyl acetate	91.5		5.0	0.58
108-87-2	Methylcyclohexane	18.6		1.0	0.22
75-09-2	Methylene Chloride	18.5		1.0	0.21
1634-04-4	MTBE	18.8		1.0	0.13
95-47-6	o-Xylene	19.6		1.0	0.32
100-42-5	Styrene	19.3		1.0	0.17
127-18-4	Tetrachloroethene	19.9		1.0	0.12
108-88-3	Toluene	19.1		1.0	0.25
156-60-5	trans-1,2-Dichloroethene	18.3		1.0	0.18
10061-02-6	trans-1,3-Dichloropropene	19.1		1.0	0.19
79-01-6	Trichloroethene	18.8		1.0	0.22
75-69-4	Trichlorofluoromethane	24.0		1.0	0.15
75-01-4	Vinyl chloride	18.0		1.0	0.060

CAS NO.	SURROGATE	%REC	Q	LIMITS
17060-07-0	1,2-Dichloroethane-d4 (Surr)	95		70-130
460-00-4	Bromofluorobenzene	102		70-130
1868-53-7	Dibromofluoromethane (Surr)	102		70-130
2037-26-5	Toluene-d8 (Surr)	99		70-130

TestAmerica Edison
Target Compound Quantitation Report

Data File: \\ChromNA\Edison\ChromData\CVOAMS6\20180309-68582.b\F60617.D
Lims ID: LCS
Client ID:
Sample Type: LCS
Inject. Date: 09-Mar-2018 23:33:30 ALS Bottle#: 3 Worklist Smp#: 4
Purge Vol: 5.000 mL Dil. Factor: 1.0000
Sample Info: LCS
Misc. Info.: 460-0068582-004
Operator ID: Instrument ID: CVOAMS6

Method: \\ChromNA\Edison\ChromData\CVOAMS6\20180309-68582.b\8260624W6.m
Limit Group: VOA - 8260C DKQP Water and Solid
Last Update: 12-Mar-2018 06:59:02 Calib Date: 09-Mar-2018 04:49:30
Integrator: RTE ID Type: Deconvolution ID
Quant Method: Internal Standard Quant By: Initial Calibration
Last ICal File: \\ChromNA\Edison\ChromData\CVOAMS6\20180309-68530.b\F60575.D

Column 1 : Rtx-624 (0.25 mm) Det: MS SCAN
Process Host: XAWRK007

First Level Reviewer: starzecm Date: 10-Mar-2018 00:17:45

Compound	Sig	RT (min.)	Exp RT (min.)	Dlt RT (min.)	Q	Response	Cal Amt ug/l	OnCol Amt ug/l	Flags
1 Chlorotrifluoroethene	66	1.541	1.566	-0.025	89	14837	20.0	16.6	
2 Dichlorodifluoromethane	85	1.574	1.590	-0.016	98	105641	20.0	19.0	
3 Chloromethane	50	1.730	1.738	-0.008	98	67883	20.0	16.8	
5 Butadiene	54	1.837	1.837	0.000	94	61506	20.0	18.0	
4 Vinyl chloride	62	1.837	1.845	-0.008	86	71626	20.0	18.0	
6 Bromomethane	94	2.116	2.125	-0.009	97	45075	20.0	17.8	
7 Chloroethane	64	2.174	2.190	-0.016	98	37869	20.0	18.9	
8 Dichlorofluoromethane	67	2.363	2.371	-0.008	97	125942	20.0	22.0	
9 Trichlorofluoromethane	101	2.371	2.379	-0.008	78	132189	20.0	24.0	
10 Pentane	72	2.387	2.396	-0.009	96	23639	40.0	51.1	
11 Ethanol	46	2.576	2.544	0.032	75	11152	800.0	748.5	
12 Ethyl ether	59	2.576	2.585	-0.009	92	51507	20.0	17.7	
13 2-Methyl-1,3-butadiene	53	2.601	2.609	-0.008	98	54969	20.0	16.8	
14 1,2-Dichloro-1,1,2-trifluo	117	2.634	2.634	0.000	86	70058	20.0	19.6	
15 Acrolein	56	2.749	2.757	-0.008	91	19706	40.0	45.0	
16 1,1,2-Trichloro-1,2,2-trif	101	2.765	2.774	-0.009	97	76831	20.0	18.5	
17 1,1-Dichloroethene	96	2.790	2.790	0.000	98	67384	20.0	18.2	
18 Acetone	43	2.864	2.881	-0.017	87	84803	100.0	95.9	
19 Iodomethane	142	2.938	2.946	-0.008	99	141390	20.0	18.7	
20 Isopropyl alcohol	45	2.946	2.963	-0.017	29	31044	200.0	187.8	
21 Carbon disulfide	76	2.979	2.987	-0.008	100	212505	20.0	17.9	
22 3-Chloro-1-propene	41	3.102	3.102	0.000	93	120758	20.0	17.9	
24 Methyl acetate	43	3.102	3.111	-0.009	98	199511	100.0	91.5	
23 Cyclopentene	67	3.119	3.127	-0.008	92	148944	20.0	18.5	
25 Acetonitrile	41	3.160	3.168	-0.008	91	73369	200.0	175.1	a
* 26 TBA-d9 (IS)	65	3.209	3.217	-0.008	0	235928	1000.0	1000.0	
27 Methylene Chloride	84	3.226	3.234	-0.008	89	72084	20.0	18.5	
28 2-Methyl-2-propanol	59	3.283	3.291	-0.008	91	55342	200.0	185.3	
29 Methyl tert-butyl ether	73	3.373	3.382	-0.009	95	187275	20.0	18.8	
30 trans-1,2-Dichloroethene	96	3.406	3.415	-0.009	92	68522	20.0	18.3	
31 Acrylonitrile	53	3.480	3.480	0.000	96	198105	200.0	181.1	

Compound	Sig	RT (min.)	Exp RT (min.)	Dlt RT (min.)	Q	Response	Cal Amt ug/l	OnCol Amt ug/l	Flags
32 Hexane	43	3.554	3.563	-0.009	93	51127	20.0	17.8	
33 Isopropyl ether	45	3.760	3.768	-0.008	93	194624	20.0	18.1	
34 1,1-Dichloroethane	63	3.801	3.809	-0.008	99	110041	20.0	18.4	
35 Vinyl acetate	86	3.801	3.809	-0.008	99	26452	40.0	40.2	
36 2-Chloro-1,3-butadiene	88	3.842	3.850	-0.008	93	60351	20.0	18.8	
37 Tert-butyl ethyl ether	59	4.072	4.080	-0.008	90	198366	20.0	18.8	
* 38 2-Butanone-d5	46	4.269	4.277	-0.008	0	228176	250.0	250.0	
39 2,2-Dichloropropane	97	4.302	4.302	0.000	93	26161	20.0	19.8	
40 cis-1,2-Dichloroethene	96	4.318	4.318	0.000	95	75357	20.0	19.4	
42 Ethyl acetate	70	4.327	4.327	0.000	96	12435	40.0	40.8	
41 2-Butanone (MEK)	72	4.327	4.327	0.000	96	29457	100.0	99.9	
43 Methyl acrylate	55	4.384	4.384	0.000	98	48642	20.0	18.9	
44 Propionitrile	54	4.458	4.466	-0.008	99	75426	200.0	213.5	
45 Chlorobromomethane	128	4.540	4.549	-0.009	72	41183	20.0	19.7	
46 Tetrahydrofuran	72	4.540	4.549	-0.009	59	11024	40.0	33.1	
47 Methacrylonitrile	67	4.557	4.565	-0.008	92	220702	200.0	207.3	
48 Chloroform	83	4.590	4.598	-0.008	98	116179	20.0	19.2	
49 Cyclohexane	84	4.729	4.729	0.000	91	100225	20.0	19.2	
50 1,1,1-Trichloroethane	97	4.737	4.746	-0.009	84	114874	20.0	19.6	
$ 51 Dibromofluoromethane (Surr	113	4.746	4.754	-0.008	97	154492	50.0	51.2	
52 Carbon tetrachloride	117	4.861	4.861	0.000	95	103399	20.0	18.4	
53 1,1-Dichloropropene	75	4.885	4.885	0.000	95	83668	20.0	19.2	
54 Isobutyl alcohol	43	4.992	5.000	-0.008	85	52447	500.0	524.6	
55 Benzene	78	5.083	5.083	0.000	96	233526	20.0	18.8	
$ 56 1,2-Dichloroethane-d4 (Sur	65	5.099	5.099	0.000	0	151985	50.0	47.3	
57 Isopropyl acetate	43	5.132	5.132	0.000	96	164144	20.0	18.0	
58 Tert-amyl methyl ether	73	5.140	5.140	0.000	91	198267	20.0	18.2	
59 1,2-Dichloroethane	62	5.173	5.173	0.000	97	83060	20.0	18.7	
60 n-Heptane	57	5.231	5.231	-0.001	92	41765	20.0	18.8	
* 61 Fluorobenzene	96	5.370	5.370	0.000	99	520779	50.0	50.0	
62 n-Butanol	56	5.658	5.658	0.000	88	31590	500.0	446.0	
63 Trichloroethene	95	5.715	5.724	-0.009	95	66064	20.0	18.8	
65 Ethyl acrylate	55	5.839	5.839	0.000	93	143292	20.0	19.1	
64 Methylcyclohexane	83	5.847	5.847	0.000	91	111995	20.0	18.6	
66 1,2-Dichloropropane	63	6.003	6.003	0.000	85	56660	20.0	18.6	
* 67 1,4-Dioxane-d8	96	6.060	6.060	0.000	0	26152	1000.0	1000.0	
68 Methyl methacrylate	100	6.077	6.077	0.000	87	32138	40.0	39.6	
69 1,4-Dioxane	88	6.110	6.126	-0.016	31	10884	400.0	342.2	
70 n-Propyl acetate	43	6.126	6.134	-0.008	99	69234	20.0	19.8	
71 Dibromomethane	93	6.143	6.143	0.000	91	41669	20.0	20.5	
72 Dichlorobromomethane	83	6.290	6.291	-0.001	98	80148	20.0	19.0	
73 2-Nitropropane	41	6.619	6.619	0.000	84	28798	40.0	35.2	
74 2-Chloroethyl vinyl ether	63	6.619	6.619	0.000	68	27151	20.0	18.7	
75 Epichlorohydrin	57	6.726	6.726	0.000	99	98333	400.0	459.8	
76 cis-1,3-Dichloropropene	75	6.784	6.784	0.000	94	92074	20.0	18.4	
77 4-Methyl-2-pentanone (MIBK	43	6.948	6.948	0.000	96	241649	100.0	98.3	
$ 78 Toluene-d8 (Surr)	98	7.030	7.030	0.000	99	513342	50.0	49.3	
79 Toluene	91	7.104	7.112	-0.008	93	258639	20.0	19.1	
80 trans-1,3-Dichloropropene	75	7.457	7.457	0.000	97	87004	20.0	19.1	
81 Ethyl methacrylate	69	7.482	7.482	0.000	91	69319	20.0	18.9	
82 1,1,2-Trichloroethane	83	7.671	7.671	0.000	94	44660	20.0	18.3	
83 Tetrachloroethene	166	7.720	7.720	0.000	97	84124	20.0	19.9	

Compound	Sig	RT (min.)	Exp RT (min.)	Dlt RT (min.)	Q	Response	Cal Amt ug/l	OnCol Amt ug/l	Flags
84 1,3-Dichloropropane	76	7.885	7.885	0.000	93	84698	20.0	18.7	
85 2-Hexanone	43	7.942	7.942	0.000	96	155311	100.0	97.1	
86 n-Butyl acetate	43	8.057	8.057	0.000	98	79494	20.0	16.9	
87 Chlorodibromomethane	129	8.115	8.115	0.000	97	72903	20.0	18.9	
88 Ethylene Dibromide	107	8.279	8.271	0.008	98	61592	20.0	20.1	
* 89 Chlorobenzene-d5	117	8.821	8.821	0.000	85	429600	50.0	50.0	
90 Chlorobenzene	112	8.854	8.854	0.000	96	189129	20.0	19.8	
91 Ethylbenzene	106	8.961	8.961	0.000	98	95558	20.0	18.5	
92 1,1,1,2-Tetrachloroethane	131	8.977	8.977	0.000	95	75613	20.0	19.7	
93 m-Xylene & p-Xylene	106	9.117	9.109	0.008	0	122942	20.0	18.7	
94 n-Butyl acrylate	73	9.528	9.528	0.000	98	47856	20.0	19.9	
95 o-Xylene	106	9.553	9.553	0.000	94	127167	20.0	19.6	
96 Styrene	104	9.577	9.577	0.000	96	204988	20.0	19.3	
97 Amyl acetate (mixed isomer	43	9.758	9.750	0.008	90	114237	20.0	18.2	
98 Bromoform	173	9.783	9.783	0.000	97	51373	20.0	19.7	
99 Isopropylbenzene	105	9.890	9.890	0.000	95	341757	20.0	19.7	
$ 100 4-Bromofluorobenzene	174	10.070	10.070	0.000	96	210731	50.0	50.9	
101 Bromobenzene	156	10.194	10.185	0.009	88	100611	20.0	20.5	
102 1,1,2,2-Tetrachloroethane	83	10.226	10.226	0.000	96	73400	20.0	20.0	
103 N-Propylbenzene	91	10.243	10.243	0.000	100	373555	20.0	20.1	
104 1,2,3-Trichloropropane	110	10.267	10.268	-0.001	95	22880	20.0	19.5	a
105 trans-1,4-Dichloro-2-buten	53	10.284	10.276	0.008	90	19781	20.0	17.6	
106 2-Chlorotoluene	91	10.333	10.333	0.000	97	256157	20.0	19.9	
107 4-Ethyltoluene	105	10.341	10.341	0.000	98	338166	20.0	20.9	
108 1,3,5-Trimethylbenzene	105	10.391	10.391	0.000	94	296910	20.0	19.9	
109 4-Chlorotoluene	91	10.432	10.432	0.000	96	236474	20.0	19.7	
110 Butyl Methacrylate	87	10.473	10.473	0.000	91	93339	20.0	19.4	
111 tert-Butylbenzene	119	10.629	10.629	0.000	95	249508	20.0	19.9	
112 1,2,4-Trimethylbenzene	105	10.678	10.670	0.008	97	307775	20.0	20.1	
113 sec-Butylbenzene	105	10.785	10.785	0.000	98	364731	20.0	20.2	
114 4-Isopropyltoluene	119	10.884	10.884	0.000	97	337237	20.0	20.9	
115 1,3-Dichlorobenzene	146	10.892	10.892	0.000	98	188869	20.0	21.7	
* 116 1,4-Dichlorobenzene-d4	152	10.941	10.941	0.000	93	279865	50.0	50.0	
117 1,4-Dichlorobenzene	146	10.958	10.958	0.000	95	189833	20.0	21.1	
132 1,2,3-Trimethylbenzene	105	10.966	10.966	0.000	98	317572	NC	NC	
118 Benzyl chloride	91	11.056	11.056	0.000	99	172006	20.0	18.8	
119 2,3-Dihydroindene	117	11.106	11.106	0.000	94	332517	20.0	20.8	
120 p-Diethylbenzene	119	11.138	11.139	-0.001	95	195326	20.0	20.2	
121 n-Butylbenzene	92	11.155	11.155	0.000	98	154291	20.0	20.2	
122 1,2-Dichlorobenzene	146	11.204	11.204	0.000	96	187698	20.0	20.3	
123 1,2,4,5-Tetramethylbenzene	119	11.607	11.615	-0.008	97	357020	20.0	20.7	
124 1,2-Dibromo-3-Chloropropan	75	11.689	11.689	0.000	90	15388	20.0	17.0	
125 1,3,5-Trichlorobenzene	180	11.771	11.771	0.000	97	158230	20.0	20.7	
126 1,2,4-Trichlorobenzene	180	12.174	12.174	0.000	94	148090	20.0	20.9	
127 Hexachlorobutadiene	225	12.240	12.240	0.000	95	70906	20.0	20.8	
128 Naphthalene	128	12.346	12.346	0.000	99	305900	20.0	20.2	
129 1,2,3-Trichlorobenzene	180	12.511	12.511	0.000	96	134284	20.0	21.0	
S 130 1,2-Dichloroethene, Total	100				0		40.0	37.7	
S 131 Xylenes, Total	100				0		40.0	38.3	

QC Flag Legend

Processing Flags

NC - Not Calibrated

Review Flags

a - User Assigned ID

Reagents:

GASES Li_00250	Amount Added:	20.00	Units: uL	
8260MIX1COMB_00074	Amount Added:	20.00	Units: uL	
ACROLEIN W_00074	Amount Added:	4.00	Units: uL	
VOA6IS/SURR_00009	Amount Added:	5.00	Units: uL	Run Reagent

Report Date: 12-Mar-2018 06:59:12 Chrom Revision: 2.2 08-Feb-2018 13:38:42

TestAmerica Edison

Data File: \\ChromNA\Edison\ChromData\CVOAMS6\20180309-68582.b\F60617.D

Injection Date: 09-Mar-2018 23:33:30 Instrument ID: CVOAMS6 Operator ID:

Lims ID: LCS Worklist Smp#: 4

Client ID:

Purge Vol: 5.000 mL Dil. Factor: 1.0000 ALS Bottle#: 3

Method: 8260624W6 Limit Group: VOA - 8260C DKQP Water and Solid

Column: Rtx-624 (0.25 mm)

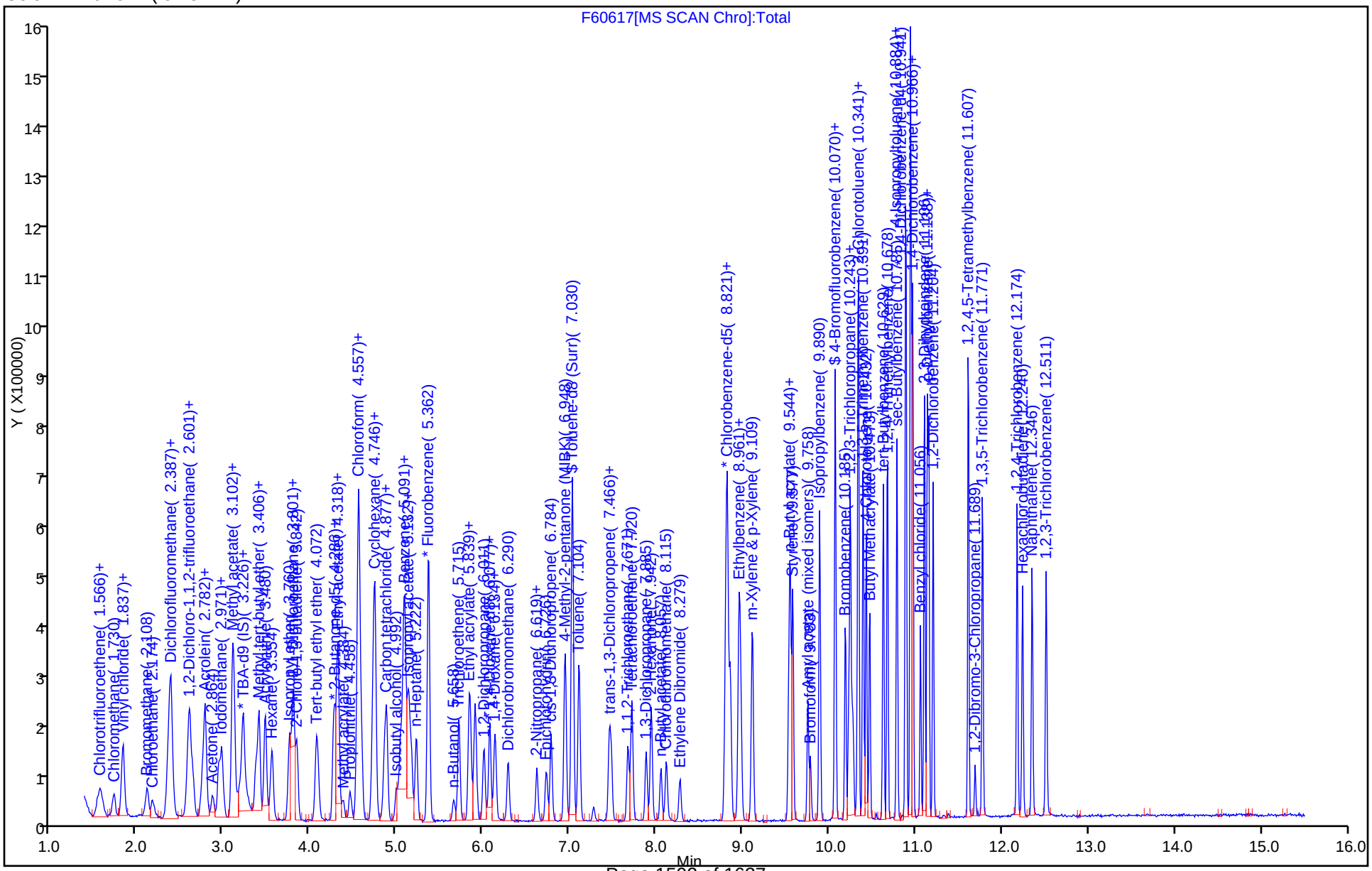

FORM I
GC/MS VOA ORGANICS ANALYSIS DATA SHEET

Lab Name: TestAmerica Edison | Job No.: 460-151079-1

SDG No.:

Client Sample ID: | Lab Sample ID: LCS 460-502852/4

Matrix: Water | Lab File ID: F60646.D

Analysis Method: 8260C | Date Collected:

Sample wt/vol: 5(mL) | Date Analyzed: 03/12/2018 06:30

Soil Aliquot Vol: | Dilution Factor: 1

Soil Extract Vol.: | GC Column: Rtx-624 ID: 0.25(mm)

% Moisture: | Level: (low/med) Low

Analysis Batch No.: 502852 | Units: ug/L

CAS NO.	COMPOUND NAME	RESULT	Q	RL	MDL
71-55-6	1,1,1-Trichloroethane	20.9		1.0	0.28
79-34-5	1,1,2,2-Tetrachloroethane	17.4		1.0	0.19
79-00-5	1,1,2-Trichloroethane	17.9		1.0	0.080
75-34-3	1,1-Dichloroethane	18.6		1.0	0.24
75-35-4	1,1-Dichloroethene	20.2		1.0	0.34
87-61-6	1,2,3-Trichlorobenzene	21.2		1.0	0.35
120-82-1	1,2,4-Trichlorobenzene	22.0		1.0	0.27
96-12-8	1,2-Dibromo-3-Chloropropane	17.8		1.0	0.23
106-93-4	1,2-Dibromoethane	17.9		1.0	0.19
95-50-1	1,2-Dichlorobenzene	20.3		1.0	0.22
107-06-2	1,2-Dichloroethane	19.6		1.0	0.25
78-87-5	1,2-Dichloropropane	17.8		1.0	0.18
541-73-1	1,3-Dichlorobenzene	21.6		1.0	0.33
106-46-7	1,4-Dichlorobenzene	21.2		1.0	0.33
123-91-1	1,4-Dioxane	413		50	8.7
78-93-3	2-Butanone	98.3		5.0	2.2
591-78-6	2-Hexanone	93.8		5.0	0.72
108-10-1	4-Methyl-2-pentanone	97.6		5.0	0.63
67-64-1	Acetone	87.2		5.0	1.1
71-43-2	Benzene	17.8		1.0	0.090
74-97-5	Bromochloromethane	21.4		1.0	0.30
75-27-4	Bromodichloromethane	20.2		1.0	0.15
75-25-2	Bromoform	20.6		1.0	0.18
74-83-9	Bromomethane	16.7		1.0	0.18
75-15-0	Carbon disulfide	19.5		1.0	0.22
56-23-5	Carbon tetrachloride	21.5		1.0	0.33
108-90-7	Chlorobenzene	19.4		1.0	0.24
75-00-3	Chloroethane	17.4		1.0	0.37
67-66-3	Chloroform	20.3		1.0	0.22
74-87-3	Chloromethane	18.5		1.0	0.22
156-59-2	cis-1,2-Dichloroethene	21.5		1.0	0.26
10061-01-5	cis-1,3-Dichloropropene	18.5		1.0	0.16
110-82-7	Cyclohexane	21.7		1.0	0.26
124-48-1	Dibromochloromethane	19.3		1.0	0.22
75-71-8	Dichlorodifluoromethane	23.6		1.0	0.14
100-41-4	Ethylbenzene	19.4		1.0	0.30

FORM I
GC/MS VOA ORGANICS ANALYSIS DATA SHEET

Lab Name: TestAmerica Edison | Job No.: 460-151079-1

SDG No.:

Client Sample ID: | Lab Sample ID: LCS 460-502852/4

Matrix: Water | Lab File ID: F60646.D

Analysis Method: 8260C | Date Collected:

Sample wt/vol: 5(mL) | Date Analyzed: 03/12/2018 06:30

Soil Aliquot Vol: | Dilution Factor: 1

Soil Extract Vol.: | GC Column: Rtx-624 ID: 0.25(mm)

% Moisture: | Level: (low/med) Low

Analysis Batch No.: 502852 | Units: ug/L

CAS NO.	COMPOUND NAME	RESULT	Q	RL	MDL
76-13-1	Freon TF	20.6		1.0	0.34
98-82-8	Isopropylbenzene	20.3		1.0	0.32
179601-23-1	m&p-Xylene	19.1		1.0	0.28
79-20-9	Methyl acetate	87.0		5.0	0.58
108-87-2	Methylcyclohexane	20.6		1.0	0.22
75-09-2	Methylene Chloride	19.0		1.0	0.21
1634-04-4	MTBE	19.6		1.0	0.13
95-47-6	o-Xylene	19.9		1.0	0.32
100-42-5	Styrene	19.6		1.0	0.17
127-18-4	Tetrachloroethene	21.1		1.0	0.12
108-88-3	Toluene	18.1		1.0	0.25
156-60-5	trans-1,2-Dichloroethene	20.4		1.0	0.18
10061-02-6	trans-1,3-Dichloropropene	18.1		1.0	0.19
79-01-6	Trichloroethene	19.9		1.0	0.22
75-69-4	Trichlorofluoromethane	25.8		1.0	0.15
75-01-4	Vinyl chloride	20.1		1.0	0.060

CAS NO.	SURROGATE	%REC	Q	LIMITS
17060-07-0	1,2-Dichloroethane-d4 (Surr)	101		70-130
460-00-4	Bromofluorobenzene	103		70-130
1868-53-7	Dibromofluoromethane (Surr)	105		70-130
2037-26-5	Toluene-d8 (Surr)	94		70-130

TestAmerica Edison
Target Compound Quantitation Report

Data File: \\ChromNA\Edison\ChromData\CVOAMS6\20180312-68646.b\F60646.D
Lims ID: LCS
Client ID:
Sample Type: LCS
Inject. Date: 12-Mar-2018 06:30:30 ALS Bottle#: 3 Worklist Smp#: 4
Purge Vol: 5.000 mL Dil. Factor: 1.0000
Sample Info: LCS
Misc. Info.: 460-0068646-004
Operator ID: Instrument ID: CVOAMS6

Method: \\ChromNA\Edison\ChromData\CVOAMS6\20180312-68646.b\8260624W6.m
Limit Group: VOA - 8260C DKQP Water and Solid
Last Update: 12-Mar-2018 08:47:32 Calib Date: 09-Mar-2018 04:49:30
Integrator: RTE ID Type: Deconvolution ID
Quant Method: Internal Standard Quant By: Initial Calibration
Last ICal File: \\ChromNA\Edison\ChromData\CVOAMS6\20180309-68530.b\F60575.D

Column 1 : Rtx-624 (0.25 mm) Det: MS SCAN
Process Host: XAWRK007

First Level Reviewer: moroneyc Date: 12-Mar-2018 08:48:41

Compound	Sig	RT (min.)	Exp RT (min.)	Dlt RT (min.)	Q	Response	Cal Amt ug/l	OnCol Amt ug/l	Flags
1 Chlorotrifluoroethene	66	1.541	1.558	-0.017	85	15479	20.0	20.0	
2 Dichlorodifluoromethane	85	1.582	1.582	0.000	99	113273	20.0	23.6	
3 Chloromethane	50	1.730	1.738	-0.008	99	64550	20.0	18.5	
5 Butadiene	54	1.829	1.837	-0.008	96	59045	20.0	20.0	
4 Vinyl chloride	62	1.837	1.837	0.000	84	69137	20.0	20.1	
6 Bromomethane	94	2.108	2.108	0.000	96	36433	20.0	16.7	
7 Chloroethane	64	2.174	2.174	0.000	98	30046	20.0	17.4	
8 Dichlorofluoromethane	67	2.355	2.363	-0.008	97	112820	20.0	22.8	
9 Trichlorofluoromethane	101	2.371	2.363	0.008	64	122880	20.0	25.8	
10 Pentane	72	2.387	2.388	-0.001	94	21163	40.0	51.4	
11 Ethanol	46	2.552	2.577	-0.025	80	8472	800.0	638.5	
12 Ethyl ether	59	2.568	2.577	-0.009	91	44176	20.0	17.6	
13 2-Methyl-1,3-butadiene	53	2.593	2.601	-0.008	98	51427	20.0	18.2	
14 1,2-Dichloro-1,1,2-trifluo	117	2.634	2.634	0.000	82	64752	20.0	21.0	
15 Acrolein	56	2.757	2.749	0.008	44	14505	40.0	37.2	
16 1,1,2-Trichloro-1,2,2-trif	101	2.765	2.766	-0.001	92	74055	20.0	20.6	
17 1,1-Dichloroethene	96	2.782	2.790	-0.008	96	64826	20.0	20.2	
18 Acetone	43	2.864	2.872	-0.008	86	67881	100.0	87.2	
19 Iodomethane	142	2.938	2.938	0.000	99	135743	20.0	20.8	
20 Isopropyl alcohol	45	2.954	2.955	-0.001	30	30168	200.0	204.9	
21 Carbon disulfide	76	2.971	2.971	0.000	100	199696	20.0	19.5	
22 3-Chloro-1-propene	41	3.094	3.094	0.000	77	108533	20.0	18.7	
24 Methyl acetate	43	3.102	3.102	0.000	98	163829	100.0	87.0	
23 Cyclopentene	67	3.119	3.119	0.000	90	138830	20.0	20.0	
25 Acetonitrile	41	3.160	3.168	-0.008	99	73278	200.0	196.4	
* 26 TBA-d9 (IS)	65	3.217	3.217	0.000	0	210118	1000.0	1000.0	
27 Methylene Chloride	84	3.226	3.226	0.000	89	63756	20.0	19.0	
28 2-Methyl-2-propanol	59	3.283	3.283	0.000	91	50590	200.0	190.2	
29 Methyl tert-butyl ether	73	3.382	3.374	0.008	95	168414	20.0	19.6	
30 trans-1,2-Dichloroethene	96	3.406	3.406	0.000	93	65754	20.0	20.4	
31 Acrylonitrile	53	3.480	3.480	0.000	93	164172	200.0	173.8	

Compound	Sig	RT (min.)	Exp RT (min.)	Dlt RT (min.)	Q	Response	Cal Amt ug/l	OnCol Amt ug/l	Flags
32 Hexane	43	3.554	3.546	0.008	90	45681	20.0	18.5	
35 Vinyl acetate	86	3.554	3.554	0.000	64	14866	40.0	26.2	
33 Isopropyl ether	45	3.760	3.760	0.000	95	159659	20.0	17.2	
34 1,1-Dichloroethane	63	3.801	3.801	0.000	74	95611	20.0	18.6	
36 2-Chloro-1,3-butadiene	88	3.842	3.842	0.000	91	54566	20.0	19.7	
37 Tert-butyl ethyl ether	59	4.072	4.072	0.000	91	168067	20.0	18.5	
* 38 2-Butanone-d5	46	4.269	4.269	0.000	0	200915	250.0	250.0	
39 2,2-Dichloropropane	97	4.286	4.302	-0.016	91	26058	20.0	22.9	
40 cis-1,2-Dichloroethene	96	4.310	4.310	0.000	97	72014	20.0	21.5	
42 Ethyl acetate	70	4.318	4.319	-0.001	94	11212	40.0	41.8	
41 2-Butanone (MEK)	72	4.318	4.327	-0.009	96	25512	100.0	98.3	
43 Methyl acrylate	55	4.376	4.376	0.000	98	35117	20.0	14.8	
44 Propionitrile	54	4.458	4.458	0.000	97	61945	200.0	196.9	
46 Tetrahydrofuran	72	4.540	4.532	0.008	57	10721	40.0	36.6	
45 Chlorobromomethane	128	4.540	4.540	0.000	70	38591	20.0	21.4	
47 Methacrylonitrile	67	4.557	4.557	0.000	91	185734	200.0	202.1	
48 Chloroform	83	4.590	4.590	0.000	98	106076	20.0	20.3	
49 Cyclohexane	84	4.721	4.721	0.000	88	97661	20.0	21.7	
50 1,1,1-Trichloroethane	97	4.737	4.738	-0.001	96	105846	20.0	20.9	
$ 51 Dibromofluoromethane (Surr	113	4.746	4.746	0.000	97	136329	50.0	52.4	
52 Carbon tetrachloride	117	4.853	4.853	0.000	97	104474	20.0	21.5	
53 1,1-Dichloropropene	75	4.877	4.877	0.000	95	76541	20.0	20.3	
54 Isobutyl alcohol	43	4.992	4.992	0.000	92	39477	500.0	443.4	
55 Benzene	78	5.074	5.083	-0.009	97	203649	20.0	17.8	
$ 56 1,2-Dichloroethane-d4 (Sur	65	5.091	5.091	0.000	0	139499	50.0	50.3	
57 Isopropyl acetate	43	5.124	5.124	0.000	96	137653	20.0	17.5	
58 Tert-amyl methyl ether	73	5.140	5.140	0.000	94	177212	20.0	18.9	
59 1,2-Dichloroethane	62	5.165	5.165	0.000	97	74838	20.0	19.6	
60 n-Heptane	57	5.222	5.222	0.000	90	35399	20.0	18.5	
* 61 Fluorobenzene	96	5.362	5.362	0.000	99	449551	50.0	50.0	
62 n-Butanol	56	5.658	5.658	0.000	87	29545	500.0	468.3	
63 Trichloroethene	95	5.715	5.715	0.000	94	60156	20.0	19.9	
65 Ethyl acrylate	55	5.830	5.830	0.000	92	125200	20.0	19.4	
64 Methylcyclohexane	83	5.839	5.839	0.000	91	106936	20.0	20.6	
66 1,2-Dichloropropane	63	6.003	6.003	0.000	84	46876	20.0	17.8	
* 67 1,4-Dioxane-d8	96	6.069	6.052	0.017	0	22436	1000.0	1000.0	
68 Methyl methacrylate	100	6.077	6.069	0.008	88	28793	40.0	41.1	
69 1,4-Dioxane	88	6.110	6.118	-0.008	27	11261	400.0	412.7	
70 n-Propyl acetate	43	6.126	6.126	0.000	98	55486	20.0	18.4	
71 Dibromomethane	93	6.134	6.134	0.000	87	35937	20.0	20.5	
72 Dichlorobromomethane	83	6.282	6.282	0.000	99	73424	20.0	20.2	
73 2-Nitropropane	41	6.619	6.619	0.000	86	24903	40.0	35.3	
74 2-Chloroethyl vinyl ether	63	6.611	6.619	-0.008	72	24179	20.0	19.3	
75 Epichlorohydrin	57	6.726	6.726	0.000	99	79096	400.0	420.0	
76 cis-1,3-Dichloropropene	75	6.784	6.775	0.009	93	85264	20.0	18.5	
77 4-Methyl-2-pentanone (MIBK	43	6.940	6.940	0.000	96	211270	100.0	97.6	
$ 78 Toluene-d8 (Surr)	98	7.030	7.022	0.008	99	450533	50.0	47.0	
79 Toluene	91	7.104	7.104	0.000	94	225639	20.0	18.1	
80 trans-1,3-Dichloropropene	75	7.449	7.449	0.000	98	75621	20.0	18.1	
81 Ethyl methacrylate	69	7.474	7.474	0.000	88	58259	20.0	17.3	
82 1,1,2-Trichloroethane	83	7.671	7.671	0.000	94	40288	20.0	17.9	
83 Tetrachloroethene	166	7.712	7.712	0.000	95	82122	20.0	21.1	

Compound	Sig	RT (min.)	Exp RT (min.)	Dlt RT (min.)	Q	Response	Cal Amt ug/l	OnCol Amt ug/l	Flags
84 1,3-Dichloropropane	76	7.885	7.876	0.009	93	74927	20.0	18.0	
85 2-Hexanone	43	7.942	7.934	0.008	95	132040	100.0	93.8	
86 n-Butyl acetate	43	8.049	8.049	0.000	97	70393	20.0	16.3	
87 Chlorodibromomethane	129	8.115	8.115	0.000	96	68455	20.0	19.3	
88 Ethylene Dibromide	107	8.271	8.271	0.000	100	50651	20.0	17.9	
* 89 Chlorobenzene-d5	117	8.813	8.813	0.000	85	395400	50.0	50.0	
90 Chlorobenzene	112	8.854	8.854	0.000	97	170855	20.0	19.4	
91 Ethylbenzene	106	8.953	8.953	0.000	98	92487	20.0	19.4	
92 1,1,1,2-Tetrachloroethane	131	8.969	8.969	0.000	94	69132	20.0	19.6	
93 m-Xylene & p-Xylene	106	9.109	9.109	0.000	0	115772	20.0	19.1	
94 n-Butyl acrylate	73	9.528	9.528	0.000	97	41057	20.0	18.6	
95 o-Xylene	106	9.544	9.544	0.000	94	119086	20.0	19.9	
96 Styrene	104	9.577	9.577	0.000	96	191801	20.0	19.6	
97 Amyl acetate (mixed isomer	43	9.750	9.750	0.000	91	94598	20.0	15.9	
98 Bromoform	173	9.783	9.783	0.000	97	49545	20.0	20.6	
99 Isopropylbenzene	105	9.889	9.890	-0.001	95	324325	20.0	20.3	
$ 100 4-Bromofluorobenzene	174	10.070	10.070	0.000	96	196683	50.0	51.6	
101 Bromobenzene	156	10.185	10.185	0.000	85	93073	20.0	20.0	
102 1,1,2,2-Tetrachloroethane	83	10.218	10.218	0.000	95	60661	20.0	17.4	
103 N-Propylbenzene	91	10.243	10.243	0.000	100	353055	20.0	20.1	
104 1,2,3-Trichloropropane	110	10.259	10.259	0.000	95	22516	20.0	20.2	
105 trans-1,4-Dichloro-2-buten	53	10.276	10.276	0.000	88	19381	20.0	18.2	
106 2-Chlorotoluene	91	10.333	10.333	0.000	98	237432	20.0	19.5	
107 4-Ethyltoluene	105	10.333	10.333	0.000	99	311334	20.0	20.3	
108 1,3,5-Trimethylbenzene	105	10.391	10.391	0.000	94	278457	20.0	19.7	
109 4-Chlorotoluene	91	10.424	10.424	0.000	96	215663	20.0	18.9	
110 Butyl Methacrylate	87	10.465	10.465	0.000	94	84170	20.0	18.5	
111 tert-Butylbenzene	119	10.621	10.621	0.000	95	247946	20.0	20.8	
112 1,2,4-Trimethylbenzene	105	10.670	10.670	0.000	97	291883	20.0	20.1	
113 sec-Butylbenzene	105	10.785	10.785	0.000	98	354273	20.0	20.7	
114 4-Isopropyltoluene	119	10.884	10.884	0.000	97	325644	20.0	21.3	
115 1,3-Dichlorobenzene	146	10.892	10.892	0.000	96	178276	20.0	21.6	
* 116 1,4-Dichlorobenzene-d4	152	10.941	10.941	0.000	92	265439	50.0	50.0	
117 1,4-Dichlorobenzene	146	10.958	10.958	0.000	96	181291	20.0	21.2	
132 1,2,3-Trimethylbenzene	105	10.966	10.966	0.000	98	294258	NC	NC	
118 Benzyl chloride	91	11.056	11.056	0.000	99	159139	20.0	18.3	
119 2,3-Dihydroindene	117	11.097	11.097	0.000	94	302272	20.0	19.9	
120 p-Diethylbenzene	119	11.138	11.130	0.008	95	185550	20.0	20.2	
121 n-Butylbenzene	92	11.155	11.147	0.008	97	146668	20.0	20.3	
122 1,2-Dichlorobenzene	146	11.204	11.204	0.000	98	177754	20.0	20.3	
123 1,2,4,5-Tetramethylbenzene	119	11.615	11.615	0.000	97	337576	20.0	20.6	
124 1,2-Dibromo-3-Chloropropan	75	11.689	11.689	0.000	92	15217	20.0	17.8	
125 1,3,5-Trichlorobenzene	180	11.771	11.771	0.000	97	155320	20.0	21.4	
126 1,2,4-Trichlorobenzene	180	12.174	12.174	0.000	94	147692	20.0	22.0	
127 Hexachlorobutadiene	225	12.240	12.240	0.000	95	73638	20.0	22.8	
128 Naphthalene	128	12.346	12.346	0.000	99	292725	20.0	20.4	
129 1,2,3-Trichlorobenzene	180	12.511	12.511	0.000	96	128755	20.0	21.2	
S 130 1,2-Dichloroethene, Total	100				0		40.0	41.8	
S 131 Xylenes, Total	100				0		40.0	39.1	

QC Flag Legend

Processing Flags

NC - Not Calibrated

Reagents:

GASES Li_00250	Amount Added:	20.00	Units: uL	
8260MIX1COMB_00074	Amount Added:	20.00	Units: uL	
ACROLEIN W_00074	Amount Added:	4.00	Units: uL	
VOA6IS/SURR_00009	Amount Added:	5.00	Units: uL	Run Reagent

Report Date: 12-Mar-2018 08:48:44 Chrom Revision: 2.2 08-Feb-2018 13:38:42

TestAmerica Edison

Data File: \\ChromNA\Edison\ChromData\CVOAMS6\20180312-68646.b\F60646.D

Injection Date:	12-Mar-2018 06:30:30	Instrument ID:	CVOAMS6	Operator ID:	
Lims ID:	LCS			Worklist Smp#:	4
Client ID:					
Purge Vol:	5.000 mL	Dil. Factor:	1.0000	ALS Bottle#:	3
Method:	8260624W6	Limit Group:	VOA - 8260C DKQP Water and Solid		

Column: Rtx-624 (0.25 mm)

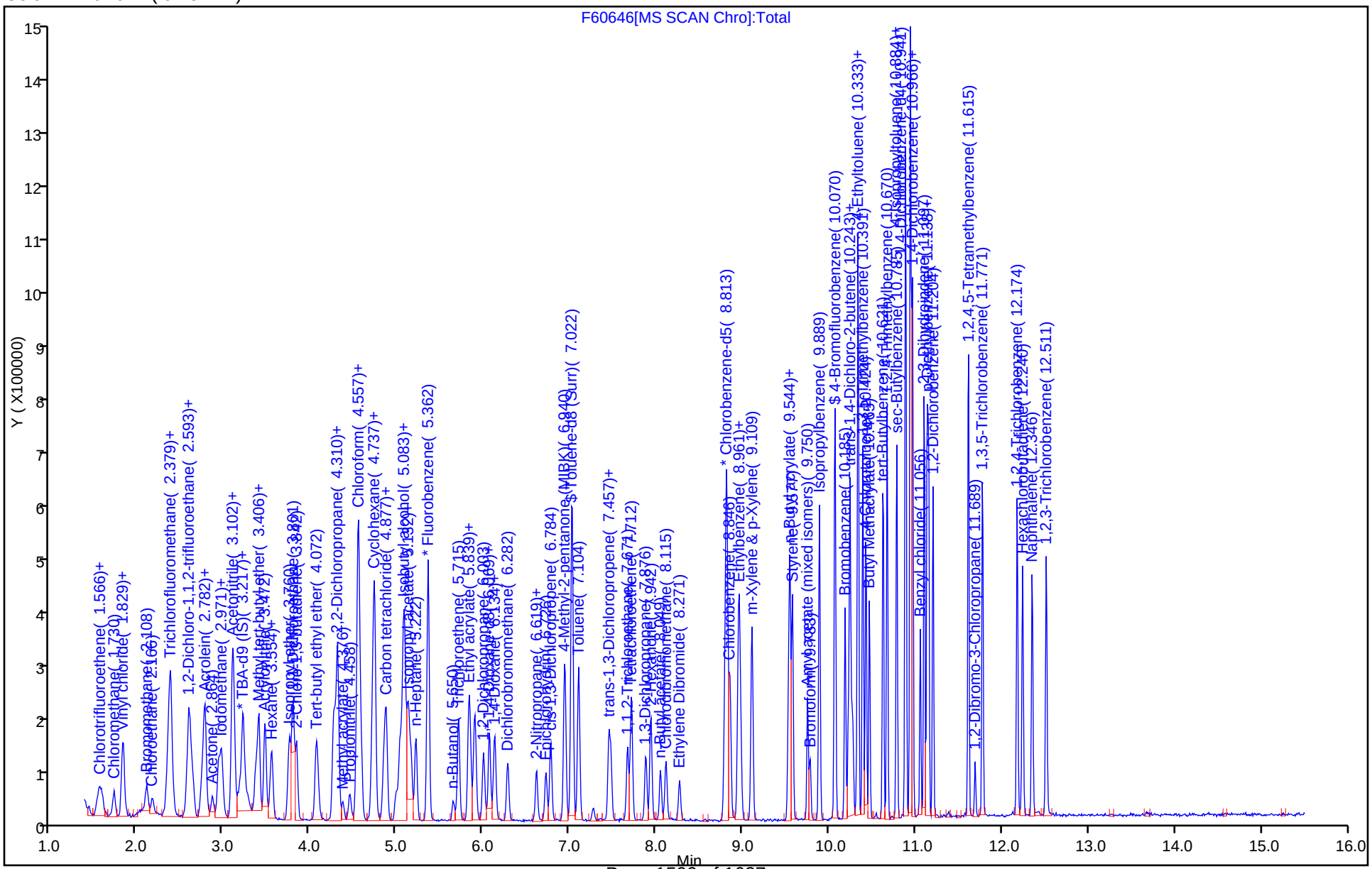

FORM I
GC/MS VOA ORGANICS ANALYSIS DATA SHEET

Lab Name: TestAmerica Edison | Job No.: 460-151079-1

SDG No.:

Client Sample ID: | Lab Sample ID: LCSD 460-501928/7

Matrix: Water | Lab File ID: E82026.D

Analysis Method: 8260C | Date Collected:

Sample wt/vol: 5(mL) | Date Analyzed: 03/07/2018 11:34

Soil Aliquot Vol: | Dilution Factor: 1

Soil Extract Vol.: | GC Column: Rtx-VMS ID: 0.18(mm)

% Moisture: | Level: (low/med) Low

Analysis Batch No.: 501928 | Units: ug/L

CAS NO.	COMPOUND NAME	RESULT	Q	RL	MDL
71-55-6	1,1,1-Trichloroethane	17.6		1.0	0.28
79-34-5	1,1,2,2-Tetrachloroethane	19.4		1.0	0.19
79-00-5	1,1,2-Trichloroethane	20.0		1.0	0.080
75-34-3	1,1-Dichloroethane	19.0		1.0	0.24
75-35-4	1,1-Dichloroethene	17.9		1.0	0.34
87-61-6	1,2,3-Trichlorobenzene	16.9		1.0	0.35
120-82-1	1,2,4-Trichlorobenzene	17.5		1.0	0.27
96-12-8	1,2-Dibromo-3-Chloropropane	17.3		1.0	0.23
106-93-4	1,2-Dibromoethane	19.0		1.0	0.19
95-50-1	1,2-Dichlorobenzene	18.6		1.0	0.22
107-06-2	1,2-Dichloroethane	19.3		1.0	0.25
78-87-5	1,2-Dichloropropane	18.4		1.0	0.18
541-73-1	1,3-Dichlorobenzene	17.7		1.0	0.33
106-46-7	1,4-Dichlorobenzene	18.4		1.0	0.33
123-91-1	1,4-Dioxane	372		50	8.7
78-93-3	2-Butanone	86.4		5.0	2.2
591-78-6	2-Hexanone	91.0		5.0	0.72
108-10-1	4-Methyl-2-pentanone	92.4		5.0	0.63
67-64-1	Acetone	99.3		5.0	1.1
71-43-2	Benzene	19.5		1.0	0.090
74-97-5	Bromochloromethane	18.4		1.0	0.30
75-27-4	Bromodichloromethane	16.9		1.0	0.15
75-25-2	Bromoform	14.4		1.0	0.18
74-83-9	Bromomethane	19.6		1.0	0.18
75-15-0	Carbon disulfide	14.5		1.0	0.22
56-23-5	Carbon tetrachloride	15.9		1.0	0.33
108-90-7	Chlorobenzene	18.6		1.0	0.24
75-00-3	Chloroethane	17.7		1.0	0.37
67-66-3	Chloroform	18.7		1.0	0.22
74-87-3	Chloromethane	18.9		1.0	0.22
156-59-2	cis-1,2-Dichloroethene	17.7		1.0	0.26
10061-01-5	cis-1,3-Dichloropropene	18.4		1.0	0.16
110-82-7	Cyclohexane	16.0		1.0	0.26
124-48-1	Dibromochloromethane	16.4		1.0	0.22
75-71-8	Dichlorodifluoromethane	18.2		1.0	0.14
100-41-4	Ethylbenzene	18.3		1.0	0.30

FORM I
GC/MS VOA ORGANICS ANALYSIS DATA SHEET

Lab Name: TestAmerica Edison | Job No.: 460-151079-1

SDG No.:

Client Sample ID: | Lab Sample ID: LCSD 460-501928/7

Matrix: Water | Lab File ID: E82026.D

Analysis Method: 8260C | Date Collected:

Sample wt/vol: 5(mL) | Date Analyzed: 03/07/2018 11:34

Soil Aliquot Vol: | Dilution Factor: 1

Soil Extract Vol.: | GC Column: Rtx-VMS ID: 0.18(mm)

% Moisture: | Level: (low/med) Low

Analysis Batch No.: 501928 | Units: ug/L

CAS NO.	COMPOUND NAME	RESULT	Q	RL	MDL
76-13-1	Freon TF	18.2		1.0	0.34
98-82-8	Isopropylbenzene	19.1		1.0	0.32
179601-23-1	m&p-Xylene	18.4		1.0	0.28
79-20-9	Methyl acetate	101		5.0	0.58
108-87-2	Methylcyclohexane	16.0		1.0	0.22
75-09-2	Methylene Chloride	21.1		1.0	0.21
1634-04-4	MTBE	18.4		1.0	0.13
95-47-6	o-Xylene	18.0		1.0	0.32
100-42-5	Styrene	18.8		1.0	0.17
127-18-4	Tetrachloroethene	16.9		1.0	0.12
108-88-3	Toluene	18.9		1.0	0.25
156-60-5	trans-1,2-Dichloroethene	17.6		1.0	0.18
10061-02-6	trans-1,3-Dichloropropene	18.3		1.0	0.19
79-01-6	Trichloroethene	16.9		1.0	0.22
75-69-4	Trichlorofluoromethane	22.3		1.0	0.15
75-01-4	Vinyl chloride	19.1		1.0	0.060

CAS NO.	SURROGATE	%REC	Q	LIMITS
17060-07-0	1,2-Dichloroethane-d4 (Surr)	104		70-130
460-00-4	Bromofluorobenzene	104		70-130
1868-53-7	Dibromofluoromethane (Surr)	101		70-130
2037-26-5	Toluene-d8 (Surr)	103		70-130

TestAmerica Edison
Target Compound Quantitation Report

Data File: \\ChromNA\Edison\ChromData\CVOAMS5\20180307-68451.b\E82026.D
Lims ID: LCSD
Client ID:
Sample Type: LCSD
Inject. Date: 07-Mar-2018 11:34:30 ALS Bottle#: 6 Worklist Smp#: 7
Purge Vol: 5.000 mL Dil. Factor: 1.0000
Sample Info: LCSD
Misc. Info.: 460-0068451-007
Operator ID: Instrument ID: CVOAMS5

Method: \\ChromNA\Edison\ChromData\CVOAMS5\20180307-68451.b\8260W_5.m
Limit Group: VOA - 8260C DKQP Water and Solid
Last Update: 11-Mar-2018 22:21:22 Calib Date: 06-Mar-2018 08:33:30
Integrator: RTE ID Type: Deconvolution ID
Quant Method: Internal Standard Quant By: Initial Calibration
Last ICal File: \\ChromNA\Edison\ChromData\CVOAMS5\20180306-68384.b\E81978.D

Column 1 : Rtx-VMS (0.18 mm) Det: MS SCAN
Process Host: XAWRK026

First Level Reviewer: baronm Date: 11-Mar-2018 22:19:40

Compound	Sig	RT (min.)	Exp RT (min.)	Dlt RT (min.)	Q	Response	Cal Amt ug/l	OnCol Amt ug/l	Flags
1 Chlorotrifluoroethene	116	0.916	0.916	0.000	89	23402	20.0	14.0	
2 Dichlorodifluoromethane	85	0.925	0.924	0.001	99	75014	20.0	18.2	
5 Chloromethane	50	1.089	1.089	0.000	98	95536	20.0	18.9	
3 Vinyl chloride	62	1.089	1.089	0.000	97	81446	20.0	19.1	
4 Butadiene	54	1.097	1.097	0.000	93	63781	20.0	18.4	
6 Bromomethane	94	1.270	1.270	0.000	99	49742	20.0	19.6	
7 Chloroethane	64	1.344	1.344	0.000	99	46367	20.0	17.7	
9 Trichlorofluoromethane	101	1.418	1.418	0.000	92	136876	20.0	22.3	
8 Pentane	72	1.418	1.418	0.000	96	23924	40.0	34.9	
10 Dichlorofluoromethane	67	1.459	1.459	0.000	98	125612	20.0	20.6	
11 2-Methyl-1,3-butadiene	67	1.599	1.599	0.000	94	89678	20.0	19.2	
13 Ethyl ether	59	1.599	1.607	-0.008	92	53203	20.0	20.7	
15 1,2-Dichloro-1,1,2-trifluo	67	1.715	1.714	0.001	82	81121	20.0	19.3	
14 1,1-Dichloroethene	96	1.715	1.714	0.001	93	71830	20.0	17.9	
17 Carbon disulfide	76	1.731	1.731	0.000	99	174913	20.0	14.5	
12 Ethanol	46	1.698	1.731	-0.033	92	9191	800.0	873.2	a
16 1,1,2-Trichloro-1,2,2-trif	101	1.748	1.747	0.001	97	72985	20.0	18.2	
18 Iodomethane	142	1.805	1.805	0.000	98	71521	20.0	12.2	
19 Cyclopentene	67	1.896	1.896	0.000	95	152905	20.0	18.3	
20 Acrolein	56	1.929	1.928	0.001	90	14096	40.0	50.6	
21 3-Chloro-1-propene	76	2.011	2.011	0.000	94	38875	20.0	18.1	
22 Isopropyl alcohol	45	2.036	2.035	0.001	97	20565	200.0	195.1	
23 Methylene Chloride	84	2.077	2.077	0.000	85	84532	20.0	21.1	
24 Acetone	58	2.110	2.109	0.001	87	17437	100.0	99.3	
25 trans-1,2-Dichloroethene	96	2.175	2.175	0.000	93	55645	20.0	17.6	
26 Methyl acetate	74	2.192	2.192	0.000	99	27607	100.0	100.8	
27 Hexane	86	2.225	2.225	0.000	87	8965	20.0	15.9	
28 Methyl tert-butyl ether	73	2.250	2.249	0.001	87	105795	20.0	18.4	
* 29 TBA-d9 (IS)	65	2.274	2.274	0.000	93	91383	1000.0	1000.0	
30 2-Methyl-2-propanol	59	2.324	2.323	0.001	93	18229	200.0	176.7	
31 Acetonitrile	41	2.422	2.422	0.000	100	40830	200.0	199.8	

Compound	Sig	RT (min.)	Exp RT (min.)	Dlt RT (min.)	Q	Response	Cal Amt ug/l	OnCol Amt ug/l	Flags
32 Isopropyl ether	45	2.505	2.505	0.000	93	133819	20.0	18.0	
33 2-Chloro-1,3-butadiene	88	2.570	2.570	0.000	92	41560	20.0	16.3	
34 1,1-Dichloroethane	63	2.587	2.587	0.000	100	93838	20.0	19.0	
35 Acrylonitrile	53	2.628	2.628	0.000	95	119328	200.0	191.9	
36 Tert-butyl ethyl ether	59	2.760	2.760	0.000	89	111309	20.0	17.8	
37 Vinyl acetate	86	2.776	2.776	0.000	99	14649	40.0	41.5	
38 cis-1,2-Dichloroethene	96	2.974	2.974	0.000	98	56594	20.0	17.7	
39 2,2-Dichloropropane	77	3.056	3.056	0.000	94	61201	20.0	18.2	
40 Cyclohexane	56	3.114	3.114	0.000	90	64079	20.0	16.0	
41 Chlorobromomethane	128	3.122	3.122	0.000	90	28617	20.0	18.4	
42 Chloroform	83	3.179	3.179	0.000	99	91874	20.0	18.7	
43 Carbon tetrachloride	117	3.278	3.278	0.000	98	59028	20.0	15.9	
44 Methyl acrylate	55	3.295	3.295	0.000	95	24293	20.0	17.7	
45 Ethyl acetate	70	3.295	3.295	0.000	98	7244	40.0	35.4	
46 Tetrahydrofuran	42	3.303	3.303	0.000	92	23585	40.0	35.7	
$ 47 Dibromofluoromethane (Surr	113	3.328	3.327	0.001	96	131647	50.0	50.3	
48 1,1,1-Trichloroethane	97	3.336	3.336	0.000	98	76794	20.0	17.6	
* 49 2-Butanone-d5	46	3.402	3.402	0.000	99	147133	250.0	250.0	
50 2-Butanone (MEK)	72	3.435	3.434	0.001	92	20384	100.0	86.4	
51 1,1-Dichloropropene	75	3.435	3.434	0.001	95	67361	20.0	17.1	
52 Isooctane	57	3.533	3.533	0.000	97	70935	20.0	16.6	
53 n-Heptane	57	3.624	3.624	0.000	90	16946	20.0	15.7	
54 Benzene	78	3.640	3.640	0.000	96	216170	20.0	19.5	
55 Propionitrile	54	3.682	3.681	0.001	99	45549	200.0	206.1	
56 Methacrylonitrile	67	3.698	3.698	0.000	93	151920	200.0	198.1	
58 Tert-amyl methyl ether	73	3.756	3.755	0.001	94	96997	20.0	16.9	
$ 57 1,2-Dichloroethane-d4 (Sur	65	3.764	3.764	0.000	97	134218	50.0	52.1	
59 1,2-Dichloroethane	62	3.821	3.821	0.000	97	64660	20.0	19.3	
60 Isobutyl alcohol	43	3.871	3.879	-0.008	96	20396	500.0	428.9	
63 t-Amyl alcohol	59	3.953	3.953	0.000	80	11473	NC	NC	
* 61 Fluorobenzene	96	4.011	4.011	0.000	99	495262	50.0	50.0	
62 Isopropyl acetate	43	4.077	4.076	0.001	97	47941	20.0	17.1	
64 Methylcyclohexane	83	4.142	4.142	0.000	94	60499	20.0	16.0	
65 Trichloroethene	95	4.159	4.159	0.000	96	54797	20.0	16.9	
66 2-ethoxy-2-methyl butane	59	4.414	4.414	0.000	94	77319	NC	NC	
68 n-Butanol	56	4.537	4.537	0.000	93	11512	500.0	436.1	
67 Dibromomethane	93	4.554	4.554	0.000	97	28977	20.0	18.9	
69 1,2-Dichloropropane	63	4.661	4.661	0.000	87	48149	20.0	18.4	
71 Ethyl acrylate	55	4.727	4.727	0.000	98	31670	20.0	18.8	
70 Dichlorobromomethane	83	4.735	4.735	0.000	98	56443	20.0	16.9	
73 Methyl methacrylate	100	4.932	4.932	0.000	89	16711	40.0	37.3	
* 72 1,4-Dioxane-d8	96	4.932	4.941	-0.008	62	15978	1000.0	1000.0	
74 1,4-Dioxane	88	4.957	4.965	-0.008	92	7251	400.0	372.1	
75 n-Propyl acetate	43	5.097	5.097	0.000	97	32623	20.0	16.4	
76 2-Chloroethyl vinyl ether	63	5.377	5.377	0.000	96	18400	20.0	17.7	
77 cis-1,3-Dichloropropene	75	5.410	5.410	0.000	93	67152	20.0	18.4	
$ 78 Toluene-d8 (Surr)	98	5.615	5.615	0.000	99	519346	50.0	51.5	
79 Toluene	91	5.673	5.673	0.000	93	231423	20.0	18.9	
80 Epichlorohydrin	57	5.706	5.706	0.000	98	39727	400.0	336.8	
81 2-Nitropropane	41	5.953	5.953	0.000	97	12116	40.0	39.3	
82 Tetrachloroethene	166	6.109	6.109	0.000	97	54407	20.0	16.9	
83 4-Methyl-2-pentanone (MIBK	43	6.167	6.167	0.000	98	133785	100.0	92.4	

Compound	Sig	RT (min.)	Exp RT (min.)	Dlt RT (min.)	Q	Response	Cal Amt ug/l	OnCol Amt ug/l	Flags
84 trans-1,3-Dichloropropene	75	6.183	6.183	0.000	99	58516	20.0	18.3	
85 1,1,2-Trichloroethane	83	6.373	6.372	0.001	94	34357	20.0	20.0	
86 Ethyl methacrylate	69	6.438	6.447	-0.009	90	32322	20.0	17.8	
87 Chlorodibromomethane	129	6.570	6.570	0.000	98	35964	20.0	16.4	
88 1,3-Dichloropropane	76	6.702	6.702	0.000	94	67947	20.0	19.5	
89 Ethylene Dibromide	107	6.833	6.833	0.000	98	37090	20.0	19.0	
90 n-Butyl acetate	43	7.171	7.171	0.000	98	30352	20.0	12.8	
91 2-Hexanone	43	7.253	7.253	0.000	97	85115	100.0	91.0	
* 92 Chlorobenzene-d5	117	7.541	7.541	0.000	85	416228	50.0	50.0	
93 Chlorobenzene	112	7.558	7.558	0.000	97	162737	20.0	18.6	
94 Ethylbenzene	106	7.640	7.640	0.000	98	83029	20.0	18.3	
95 1,1,1,2-Tetrachloroethane	131	7.673	7.673	0.000	93	47455	20.0	17.1	
96 m-Xylene & p-Xylene	106	7.862	7.862	0.000	96	93235	20.0	18.4	
97 o-Xylene	106	8.463	8.463	0.000	95	86020	20.0	18.0	
98 Bromoform	173	8.521	8.529	-0.008	96	16725	20.0	14.4	
99 Styrene	104	8.545	8.545	0.000	97	147760	20.0	18.8	
100 n-Butyl acrylate	73	8.866	8.866	0.000	97	16596	20.0	12.3	
101 Isopropylbenzene	105	8.957	8.957	0.000	95	229466	20.0	19.1	
102 Amyl acetate (mixed isomer	43	9.286	9.286	0.000	95	38463	20.0	12.8	
$ 103 4-Bromofluorobenzene	174	9.335	9.335	0.000	91	154863	50.0	52.0	
104 Bromobenzene	156	9.451	9.450	0.001	94	61641	20.0	17.2	
105 N-Propylbenzene	91	9.599	9.599	0.000	99	252985	20.0	18.5	
106 1,1,2,2-Tetrachloroethane	83	9.739	9.738	0.001	97	43217	20.0	19.4	
107 2-Chlorotoluene	91	9.780	9.780	0.000	96	192908	20.0	18.4	
108 4-Ethyltoluene	105	9.788	9.788	0.000	98	233147	20.0	18.6	
109 1,2,3-Trichloropropane	110	9.887	9.887	0.000	95	14663	20.0	20.7	
110 1,3,5-Trimethylbenzene	105	9.944	9.944	0.000	95	182839	20.0	18.8	
111 trans-1,4-Dichloro-2-buten	53	10.010	10.010	0.000	72	11023	20.0	19.9	
112 4-Chlorotoluene	91	10.051	10.051	0.000	97	176966	20.0	19.2	
113 tert-Butylbenzene	119	10.422	10.421	0.001	95	146335	20.0	17.9	
115 Butyl Methacrylate	87	10.545	10.545	0.000	97	37132	20.0	11.3	
114 1,2,4-Trimethylbenzene	105	10.553	10.553	0.000	97	200833	20.0	19.0	
116 sec-Butylbenzene	105	10.718	10.718	0.000	99	206255	20.0	18.6	
117 1,3-Dichlorobenzene	146	10.981	10.981	0.000	96	127804	20.0	17.7	
118 4-Isopropyltoluene	119	10.998	10.998	0.000	98	179860	20.0	18.0	
* 119 1,4-Dichlorobenzene-d4	152	11.113	11.121	-0.008	94	241780	50.0	50.0	
120 1,4-Dichlorobenzene	146	11.138	11.137	0.001	95	135585	20.0	18.4	
121 1,2,3-Trimethylbenzene	105	11.228	11.228	0.000	0	197079	NC	NC	
122 2,3-Dihydroindene	117	11.376	11.376	0.000	94	219473	20.0	19.8	
123 Benzyl chloride	126	11.508	11.508	0.000	96	10725	20.0	12.3	
124 p-Diethylbenzene	119	11.508	11.516	-0.008	94	94378	20.0	18.0	
125 n-Butylbenzene	92	11.574	11.574	0.000	98	77740	20.0	18.3	
126 1,2-Dichlorobenzene	146	11.656	11.664	-0.008	97	121134	20.0	18.6	
127 1,2,4,5-Tetramethylbenzene	119	12.298	12.298	0.000	98	145069	20.0	18.6	
128 1,2-Dibromo-3-Chloropropan	157	12.413	12.413	0.000	90	6411	20.0	17.3	
129 1,3,5-Trichlorobenzene	180	12.438	12.438	0.000	98	67295	20.0	16.9	
130 1,2,4-Trichlorobenzene	180	12.899	12.899	0.000	94	58473	20.0	17.5	
131 Hexachlorobutadiene	225	12.899	12.907	-0.008	62	17559	20.0	17.7	
132 Naphthalene	128	13.105	13.104	0.001	99	111463	20.0	18.7	
133 1,2,3-Trichlorobenzene	180	13.220	13.220	0.000	96	49463	20.0	16.9	
S 134 1,2-Dichloroethene, Total	100				0		40.0	35.3	
S 135 1,3-Dichloropropene, Total	100				0		40.0	36.7	

Compound	Sig	RT (min.)	Exp RT (min.)	Dlt RT (min.)	Q	Response	Cal Amt ug/l	OnCol Amt ug/l	Flags
S 136 Xylenes, Total	100				0		40.0	36.4	
S 137 Total BTEX	1				0		100.0	93.1	

QC Flag Legend

Processing Flags
NC - Not Calibrated
Review Flags
a - User Assigned ID

Reagents:

8260MIX1COMB_00074	Amount Added:	20.00	Units: uL	
ACROLEIN W_00074	Amount Added:	4.00	Units: uL	
GASES Li_00250	Amount Added:	20.00	Units: uL	
8260SURR250_00169	Amount Added:	1.00	Units: uL	Run Reagent
8260ISNEW_00119	Amount Added:	1.00	Units: uL	Run Reagent

Report Date: 11-Mar-2018 22:21:27 Chrom Revision: 2.2 08-Feb-2018 13:38:42

TestAmerica Edison

Data File: \\ChromNA\Edison\ChromData\CVOAMS5\20180307-68451.b\E82026.D

Injection Date: 07-Mar-2018 11:34:30 Instrument ID: CVOAMS5 Operator ID:

Lims ID: LCSD Worklist Smp#: 7

Client ID:

Purge Vol: 5.000 mL Dil. Factor: 1.0000 ALS Bottle#: 6

Method: 8260W_5 Limit Group: VOA - 8260C DKQP Water and Solid

Column: Rtx-VMS (0.18 mm)

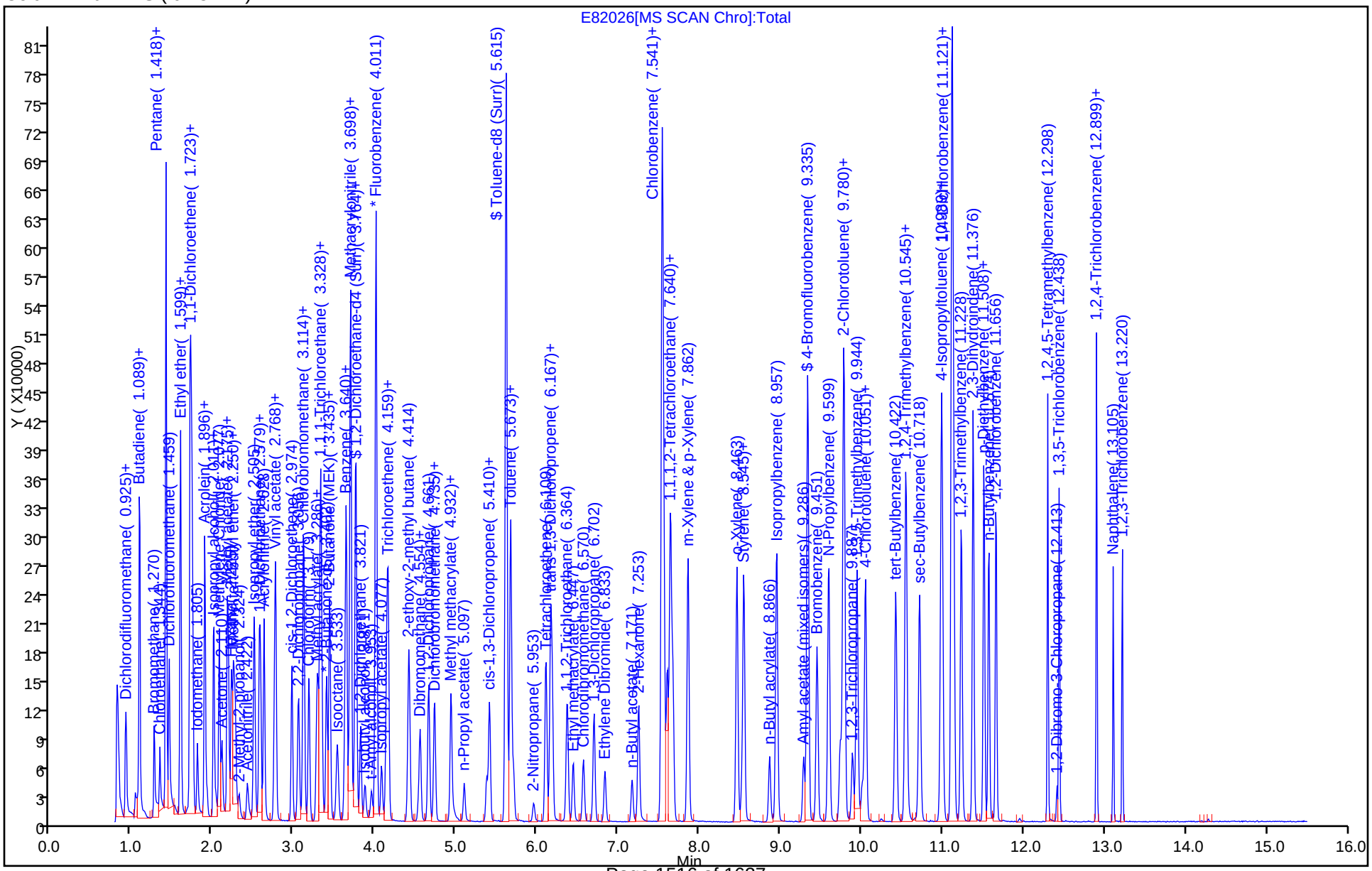

FORM I
GC/MS VOA ORGANICS ANALYSIS DATA SHEET

Lab Name: TestAmerica Edison | Job No.: 460-151079-1

SDG No.:

Client Sample ID: | Lab Sample ID: LCSD 460-502566/5

Matrix: Water | Lab File ID: F60618.D

Analysis Method: 8260C | Date Collected:

Sample wt/vol: 5(mL) | Date Analyzed: 03/09/2018 23:57

Soil Aliquot Vol: | Dilution Factor: 1

Soil Extract Vol.: | GC Column: Rtx-624 ID: 0.25(mm)

% Moisture: | Level: (low/med) Low

Analysis Batch No.: 502566 | Units: ug/L

CAS NO.	COMPOUND NAME	RESULT	Q	RL	MDL
71-55-6	1,1,1-Trichloroethane	20.6		1.0	0.28
79-34-5	1,1,2,2-Tetrachloroethane	19.3		1.0	0.19
79-00-5	1,1,2-Trichloroethane	17.4		1.0	0.080
75-34-3	1,1-Dichloroethane	18.8		1.0	0.24
75-35-4	1,1-Dichloroethene	19.0		1.0	0.34
87-61-6	1,2,3-Trichlorobenzene	21.1		1.0	0.35
120-82-1	1,2,4-Trichlorobenzene	21.9		1.0	0.27
96-12-8	1,2-Dibromo-3-Chloropropane	17.9		1.0	0.23
106-93-4	1,2-Dibromoethane	19.0		1.0	0.19
95-50-1	1,2-Dichlorobenzene	20.6		1.0	0.22
107-06-2	1,2-Dichloroethane	19.4		1.0	0.25
78-87-5	1,2-Dichloropropane	18.9		1.0	0.18
541-73-1	1,3-Dichlorobenzene	21.4		1.0	0.33
106-46-7	1,4-Dichlorobenzene	21.2		1.0	0.33
123-91-1	1,4-Dioxane	440		50	8.7
78-93-3	2-Butanone	107		5.0	2.2
591-78-6	2-Hexanone	97.6		5.0	0.72
108-10-1	4-Methyl-2-pentanone	95.8		5.0	0.63
67-64-1	Acetone	94.3		5.0	1.1
71-43-2	Benzene	18.9		1.0	0.090
74-97-5	Bromochloromethane	21.3		1.0	0.30
75-27-4	Bromodichloromethane	19.3		1.0	0.15
75-25-2	Bromoform	19.8		1.0	0.18
74-83-9	Bromomethane	19.4		1.0	0.18
75-15-0	Carbon disulfide	19.0		1.0	0.22
56-23-5	Carbon tetrachloride	20.0		1.0	0.33
108-90-7	Chlorobenzene	19.6		1.0	0.24
75-00-3	Chloroethane	18.0		1.0	0.37
67-66-3	Chloroform	20.2		1.0	0.22
74-87-3	Chloromethane	17.3		1.0	0.22
156-59-2	cis-1,2-Dichloroethene	20.9		1.0	0.26
10061-01-5	cis-1,3-Dichloropropene	18.4		1.0	0.16
110-82-7	Cyclohexane	21.2		1.0	0.26
124-48-1	Dibromochloromethane	18.5		1.0	0.22
75-71-8	Dichlorodifluoromethane	20.3		1.0	0.14
100-41-4	Ethylbenzene	18.6		1.0	0.30

FORM I
GC/MS VOA ORGANICS ANALYSIS DATA SHEET

Lab Name: TestAmerica Edison | Job No.: 460-151079-1

SDG No.:

Client Sample ID: | Lab Sample ID: LCSD 460-502566/5

Matrix: Water | Lab File ID: F60618.D

Analysis Method: 8260C | Date Collected:

Sample wt/vol: 5(mL) | Date Analyzed: 03/09/2018 23:57

Soil Aliquot Vol: | Dilution Factor: 1

Soil Extract Vol.: | GC Column: Rtx-624 ID: 0.25(mm)

% Moisture: | Level: (low/med) Low

Analysis Batch No.: 502566 | Units: ug/L

CAS NO.	COMPOUND NAME	RESULT	Q	RL	MDL
76-13-1	Freon TF	18.9		1.0	0.34
98-82-8	Isopropylbenzene	20.3		1.0	0.32
179601-23-1	m&p-Xylene	19.3		1.0	0.28
79-20-9	Methyl acetate	93.3		5.0	0.58
108-87-2	Methylcyclohexane	20.5		1.0	0.22
75-09-2	Methylene Chloride	18.3		1.0	0.21
1634-04-4	MTBE	20.4		1.0	0.13
95-47-6	o-Xylene	20.4		1.0	0.32
100-42-5	Styrene	19.9		1.0	0.17
127-18-4	Tetrachloroethene	19.6		1.0	0.12
108-88-3	Toluene	18.8		1.0	0.25
156-60-5	trans-1,2-Dichloroethene	19.4		1.0	0.18
10061-02-6	trans-1,3-Dichloropropene	19.1		1.0	0.19
79-01-6	Trichloroethene	19.6		1.0	0.22
75-69-4	Trichlorofluoromethane	21.7		1.0	0.15
75-01-4	Vinyl chloride	18.2		1.0	0.060

CAS NO.	SURROGATE	%REC	Q	LIMITS
17060-07-0	1,2-Dichloroethane-d4 (Surr)	99		70-130
460-00-4	Bromofluorobenzene	105		70-130
1868-53-7	Dibromofluoromethane (Surr)	107		70-130
2037-26-5	Toluene-d8 (Surr)	96		70-130

TestAmerica Edison
Target Compound Quantitation Report

Data File: \\ChromNA\Edison\ChromData\CVOAMS6\20180309-68582.b\F60618.D
Lims ID: LCSD
Client ID:
Sample Type: LCSD
Inject. Date: 09-Mar-2018 23:57:30 ALS Bottle#: 4 Worklist Smp#: 5
Purge Vol: 5.000 mL Dil. Factor: 1.0000
Sample Info: LCSD
Misc. Info.: 460-0068582-005
Operator ID: Instrument ID: CVOAMS6

Method: \\ChromNA\Edison\ChromData\CVOAMS6\20180309-68582.b\8260624W6.m
Limit Group: VOA - 8260C DKQP Water and Solid
Last Update: 12-Mar-2018 06:59:02 Calib Date: 09-Mar-2018 04:49:30
Integrator: RTE ID Type: Deconvolution ID
Quant Method: Internal Standard Quant By: Initial Calibration
Last ICal File: \\ChromNA\Edison\ChromData\CVOAMS6\20180309-68530.b\F60575.D

Column 1 : Rtx-624 (0.25 mm) Det: MS SCAN
Process Host: XAWRK007

First Level Reviewer: starzecm Date: 10-Mar-2018 00:57:11

Compound	Sig	RT (min.)	Exp RT (min.)	Dlt RT (min.)	Q	Response	Cal Amt ug/l	OnCol Amt ug/l	Flags
1 Chlorotrifluoroethene	66	1.558	1.566	-0.008	87	13507	20.0	16.1	
2 Dichlorodifluoromethane	85	1.582	1.590	-0.008	99	105683	20.0	20.3	
3 Chloromethane	50	1.730	1.738	-0.008	98	65506	20.0	17.3	
5 Butadiene	54	1.829	1.837	-0.008	95	59258	20.0	18.5	
4 Vinyl chloride	62	1.837	1.845	-0.008	84	67868	20.0	18.2	
6 Bromomethane	94	2.108	2.125	-0.017	98	45815	20.0	19.4	
7 Chloroethane	64	2.174	2.190	-0.016	99	33689	20.0	18.0	
8 Dichlorofluoromethane	67	2.355	2.371	-0.016	97	108082	20.0	20.1	
9 Trichlorofluoromethane	101	2.363	2.379	-0.016	61	112359	20.0	21.7	
10 Pentane	72	2.379	2.396	-0.017	95	19644	40.0	41.6	
11 Ethanol	46	2.552	2.544	0.008	89	13092	800.0	861.2	
12 Ethyl ether	59	2.576	2.585	-0.009	93	50989	20.0	18.7	
13 2-Methyl-1,3-butadiene	53	2.601	2.609	-0.008	98	52971	20.0	17.3	
14 1,2-Dichloro-1,1,2-trifluo	117	2.634	2.634	0.000	87	70797	20.0	21.2	
15 Acrolein	56	2.741	2.757	-0.016	90	20218	40.0	45.3	
16 1,1,2-Trichloro-1,2,2-trif	101	2.765	2.774	-0.009	94	73480	20.0	18.9	
17 1,1-Dichloroethene	96	2.790	2.790	0.000	97	65863	20.0	19.0	
18 Acetone	43	2.864	2.881	-0.017	87	81214	100.0	94.3	
19 Iodomethane	142	2.938	2.946	-0.008	98	140891	20.0	19.9	
20 Isopropyl alcohol	45	2.946	2.963	-0.017	31	31998	200.0	189.7	
21 Carbon disulfide	76	2.971	2.987	-0.016	100	210180	20.0	19.0	
22 3-Chloro-1-propene	41	3.094	3.102	-0.008	97	116366	20.0	18.4	
24 Methyl acetate	43	3.102	3.111	-0.009	98	190483	100.0	93.3	
23 Cyclopentene	67	3.119	3.127	-0.008	93	143941	20.0	19.1	
25 Acetonitrile	41	3.168	3.168	0.000	94	84358	200.0	197.3	a
* 26 TBA-d9 (IS)	65	3.209	3.217	-0.008	0	240744	1000.0	1000.0	
27 Methylene Chloride	84	3.217	3.234	-0.017	90	66813	20.0	18.3	
28 2-Methyl-2-propanol	59	3.275	3.291	-0.016	91	55431	200.0	181.9	
29 Methyl tert-butyl ether	73	3.374	3.382	-0.008	96	189704	20.0	20.4	
30 trans-1,2-Dichloroethene	96	3.406	3.415	-0.009	94	67749	20.0	19.4	
31 Acrylonitrile	53	3.480	3.480	0.000	93	190467	200.0	185.9	

Compound	Sig	RT (min.)	Exp RT (min.)	Dlt RT (min.)	Q	Response	Cal Amt ug/l	OnCol Amt ug/l	Flags
32 Hexane	43	3.546	3.563	-0.017	91	49107	20.0	18.3	
33 Isopropyl ether	45	3.760	3.768	-0.008	93	181863	20.0	18.0	
34 1,1-Dichloroethane	63	3.801	3.809	-0.008	98	104990	20.0	18.8	
35 Vinyl acetate	86	3.809	3.809	0.000	100	24485	40.0	39.8	
36 2-Chloro-1,3-butadiene	88	3.842	3.850	-0.008	93	58216	20.0	19.3	
37 Tert-butyl ethyl ether	59	4.064	4.080	-0.016	89	189853	20.0	19.3	
* 38 2-Butanone-d5	46	4.269	4.277	-0.008	0	222188	250.0	250.0	
39 2,2-Dichloropropane	97	4.286	4.302	-0.016	48	23871	20.0	19.3	M
40 cis-1,2-Dichloroethene	96	4.318	4.318	0.000	97	76012	20.0	20.9	
42 Ethyl acetate	70	4.327	4.327	0.000	95	10796	40.0	36.4	
41 2-Butanone (MEK)	72	4.318	4.327	-0.009	96	30731	100.0	106.9	
43 Methyl acrylate	55	4.376	4.384	-0.008	98	40460	20.0	16.4	
44 Propionitrile	54	4.458	4.466	-0.008	98	69584	200.0	193.0	
45 Chlorobromomethane	128	4.540	4.549	-0.009	71	41504	20.0	21.3	
46 Tetrahydrofuran	72	4.532	4.549	-0.017	57	11766	40.0	36.3	
47 Methacrylonitrile	67	4.557	4.565	-0.008	92	207833	200.0	208.5	
48 Chloroform	83	4.590	4.598	-0.008	97	114152	20.0	20.2	
49 Cyclohexane	84	4.729	4.729	0.000	90	103906	20.0	21.2	
50 1,1,1-Trichloroethane	97	4.738	4.746	-0.008	95	113093	20.0	20.6	
$ 51 Dibromofluoromethane (Surr	113	4.746	4.754	-0.008	97	150960	50.0	53.5	
52 Carbon tetrachloride	117	4.853	4.861	-0.008	98	105658	20.0	20.0	
53 1,1-Dichloropropene	75	4.877	4.885	-0.008	92	79996	20.0	19.6	
54 Isobutyl alcohol	43	4.992	5.000	-0.008	90	45276	500.0	443.8	
55 Benzene	78	5.074	5.083	-0.009	96	224116	20.0	18.9	
$ 56 1,2-Dichloroethane-d4 (Sur	65	5.099	5.099	0.000	0	148473	50.0	49.4	
57 Isopropyl acetate	43	5.124	5.132	-0.008	95	161416	20.0	18.9	
58 Tert-amyl methyl ether	73	5.140	5.140	0.000	91	191260	20.0	18.8	
59 1,2-Dichloroethane	62	5.173	5.173	0.000	97	80699	20.0	19.4	
60 n-Heptane	57	5.222	5.231	-0.009	89	38033	20.0	18.3	
* 61 Fluorobenzene	96	5.362	5.370	-0.008	99	487639	50.0	50.0	
62 n-Butanol	56	5.658	5.658	0.000	93	31062	500.0	429.7	
63 Trichloroethene	95	5.715	5.724	-0.009	93	64393	20.0	19.6	
65 Ethyl acrylate	55	5.830	5.839	-0.009	92	138105	20.0	19.7	
64 Methylcyclohexane	83	5.847	5.847	0.000	92	115372	20.0	20.5	
66 1,2-Dichloropropane	63	6.011	6.003	0.008	85	53799	20.0	18.9	
* 67 1,4-Dioxane-d8	96	6.060	6.060	0.000	0	25129	1000.0	1000.0	
68 Methyl methacrylate	100	6.077	6.077	0.000	82	30809	40.0	40.6	
69 1,4-Dioxane	88	6.118	6.126	-0.008	27	13456	400.0	440.2	
70 n-Propyl acetate	43	6.126	6.134	-0.008	98	63847	20.0	19.5	
71 Dibromomethane	93	6.143	6.143	0.000	89	39376	20.0	20.7	
72 Dichlorobromomethane	83	6.282	6.291	-0.009	97	76066	20.0	19.3	
73 2-Nitropropane	41	6.619	6.619	0.000	86	27995	40.0	36.6	
74 2-Chloroethyl vinyl ether	63	6.619	6.619	0.000	70	27009	20.0	19.9	
75 Epichlorohydrin	57	6.726	6.726	0.000	99	94932	400.0	455.8	
76 cis-1,3-Dichloropropene	75	6.784	6.784	0.000	93	88482	20.0	18.4	
77 4-Methyl-2-pentanone (MIBK	43	6.948	6.948	0.000	95	229237	100.0	95.8	
$ 78 Toluene-d8 (Surr)	98	7.030	7.030	0.000	99	476180	50.0	47.8	
79 Toluene	91	7.104	7.112	-0.008	93	244054	20.0	18.8	
80 trans-1,3-Dichloropropene	75	7.457	7.457	0.000	98	83136	20.0	19.1	
81 Ethyl methacrylate	69	7.474	7.482	-0.008	89	66455	20.0	19.0	
82 1,1,2-Trichloroethane	83	7.671	7.671	0.000	95	40719	20.0	17.4	
83 Tetrachloroethene	166	7.712	7.720	-0.008	97	79051	20.0	19.6	

Compound	Sig	RT (min.)	Exp RT (min.)	Dlt RT (min.)	Q	Response	Cal Amt ug/l	OnCol Amt ug/l	Flags
84 1,3-Dichloropropane	76	7.885	7.885	0.000	93	80693	20.0	18.7	
85 2-Hexanone	43	7.942	7.942	0.000	96	152024	100.0	97.6	
86 n-Butyl acetate	43	8.049	8.057	-0.008	99	75965	20.0	16.9	
87 Chlorodibromomethane	129	8.115	8.115	0.000	98	68452	20.0	18.5	
88 Ethylene Dibromide	107	8.271	8.271	0.000	97	55944	20.0	19.0	
* 89 Chlorobenzene-d5	117	8.821	8.821	0.000	84	410930	50.0	50.0	
90 Chlorobenzene	112	8.854	8.854	0.000	97	179550	20.0	19.6	
91 Ethylbenzene	106	8.953	8.961	-0.008	98	91968	20.0	18.6	
92 1,1,1,2-Tetrachloroethane	131	8.977	8.977	0.000	93	74438	20.0	20.3	
93 m-Xylene & p-Xylene	106	9.109	9.109	0.000	0	121396	20.0	19.3	
94 n-Butyl acrylate	73	9.528	9.528	0.000	97	44442	20.0	19.4	
95 o-Xylene	106	9.544	9.553	-0.009	95	126474	20.0	20.4	
96 Styrene	104	9.577	9.577	0.000	96	201771	20.0	19.9	
97 Amyl acetate (mixed isomer	43	9.750	9.750	0.000	91	104490	20.0	16.9	
98 Bromoform	173	9.783	9.783	0.000	97	49356	20.0	19.8	
99 Isopropylbenzene	105	9.890	9.890	0.000	95	335765	20.0	20.3	
$ 100 4-Bromofluorobenzene	174	10.070	10.070	0.000	95	208139	50.0	52.6	
101 Bromobenzene	156	10.185	10.185	0.000	88	96524	20.0	19.9	
102 1,1,2,2-Tetrachloroethane	83	10.226	10.226	0.000	96	70291	20.0	19.3	
103 N-Propylbenzene	91	10.243	10.243	0.000	100	363542	20.0	19.8	
104 1,2,3-Trichloropropane	110	10.268	10.268	0.000	93	24024	20.0	20.7	a
105 trans-1,4-Dichloro-2-buten	53	10.276	10.276	0.000	81	19210	20.0	17.3	
106 2-Chlorotoluene	91	10.333	10.333	0.000	97	252035	20.0	19.8	
107 4-Ethyltoluene	105	10.341	10.341	0.000	98	329296	20.0	20.6	
108 1,3,5-Trimethylbenzene	105	10.391	10.391	0.000	93	286068	20.0	19.4	
109 4-Chlorotoluene	91	10.432	10.432	0.000	96	225371	20.0	19.0	
110 Butyl Methacrylate	87	10.465	10.473	-0.008	94	91268	20.0	19.2	
111 tert-Butylbenzene	119	10.629	10.629	0.000	95	245825	20.0	19.8	
112 1,2,4-Trimethylbenzene	105	10.670	10.670	0.000	98	302180	20.0	20.0	
113 sec-Butylbenzene	105	10.785	10.785	0.000	99	350175	20.0	19.6	
114 4-Isopropyltoluene	119	10.884	10.884	0.000	98	335289	20.0	21.1	
115 1,3-Dichlorobenzene	146	10.892	10.892	0.000	96	184055	20.0	21.4	
* 116 1,4-Dichlorobenzene-d4	152	10.941	10.941	0.000	92	276610	50.0	50.0	
117 1,4-Dichlorobenzene	146	10.958	10.958	0.000	96	188352	20.0	21.2	
132 1,2,3-Trimethylbenzene	105	10.966	10.966	0.000	98	315935	NC	NC	
118 Benzyl chloride	91	11.056	11.056	0.000	99	175348	20.0	19.4	
119 2,3-Dihydroindene	117	11.097	11.106	-0.009	94	325055	20.0	20.6	
120 p-Diethylbenzene	119	11.139	11.139	-0.001	94	194258	20.0	20.3	
121 n-Butylbenzene	92	11.155	11.155	0.000	97	149626	20.0	19.8	
122 1,2-Dichlorobenzene	146	11.204	11.204	0.000	98	188375	20.0	20.6	
123 1,2,4,5-Tetramethylbenzene	119	11.607	11.615	-0.008	97	355153	20.0	20.8	
124 1,2-Dibromo-3-Chloropropan	75	11.689	11.689	0.000	92	15945	20.0	17.9	
125 1,3,5-Trichlorobenzene	180	11.771	11.771	0.000	97	160001	20.0	21.2	
126 1,2,4-Trichlorobenzene	180	12.174	12.174	0.000	94	152962	20.0	21.9	
127 Hexachlorobutadiene	225	12.240	12.240	0.000	96	72494	20.0	21.5	
128 Naphthalene	128	12.346	12.346	0.000	99	311118	20.0	20.8	
129 1,2,3-Trichlorobenzene	180	12.511	12.511	0.000	96	133030	20.0	21.1	
S 130 1,2-Dichloroethene, Total	100				0		40.0	40.2	
S 131 Xylenes, Total	100				0		40.0	39.7	

QC Flag Legend

Processing Flags

NC - Not Calibrated

Review Flags

M - Manually Integrated

a - User Assigned ID

Reagents:

GASES Li_00250	Amount Added:	20.00	Units: uL	
8260MIX1COMB_00074	Amount Added:	20.00	Units: uL	
ACROLEIN W_00074	Amount Added:	4.00	Units: uL	
VOA6IS/SURR_00009	Amount Added:	5.00	Units: uL	Run Reagent

Report Date: 12-Mar-2018 06:59:19 Chrom Revision: 2.2 08-Feb-2018 13:38:42

TestAmerica Edison

Data File: \\ChromNA\Edison\ChromData\CVOAMS6\20180309-68582.b\F60618.D

Injection Date: 09-Mar-2018 23:57:30 Instrument ID: CVOAMS6 Operator ID:

Lims ID: LCSD Worklist Smp#: 5

Client ID:

Purge Vol: 5.000 mL Dil. Factor: 1.0000 ALS Bottle#: 4

Method: 8260624W6 Limit Group: VOA - 8260C DKQP Water and Solid

Column: Rtx-624 (0.25 mm)

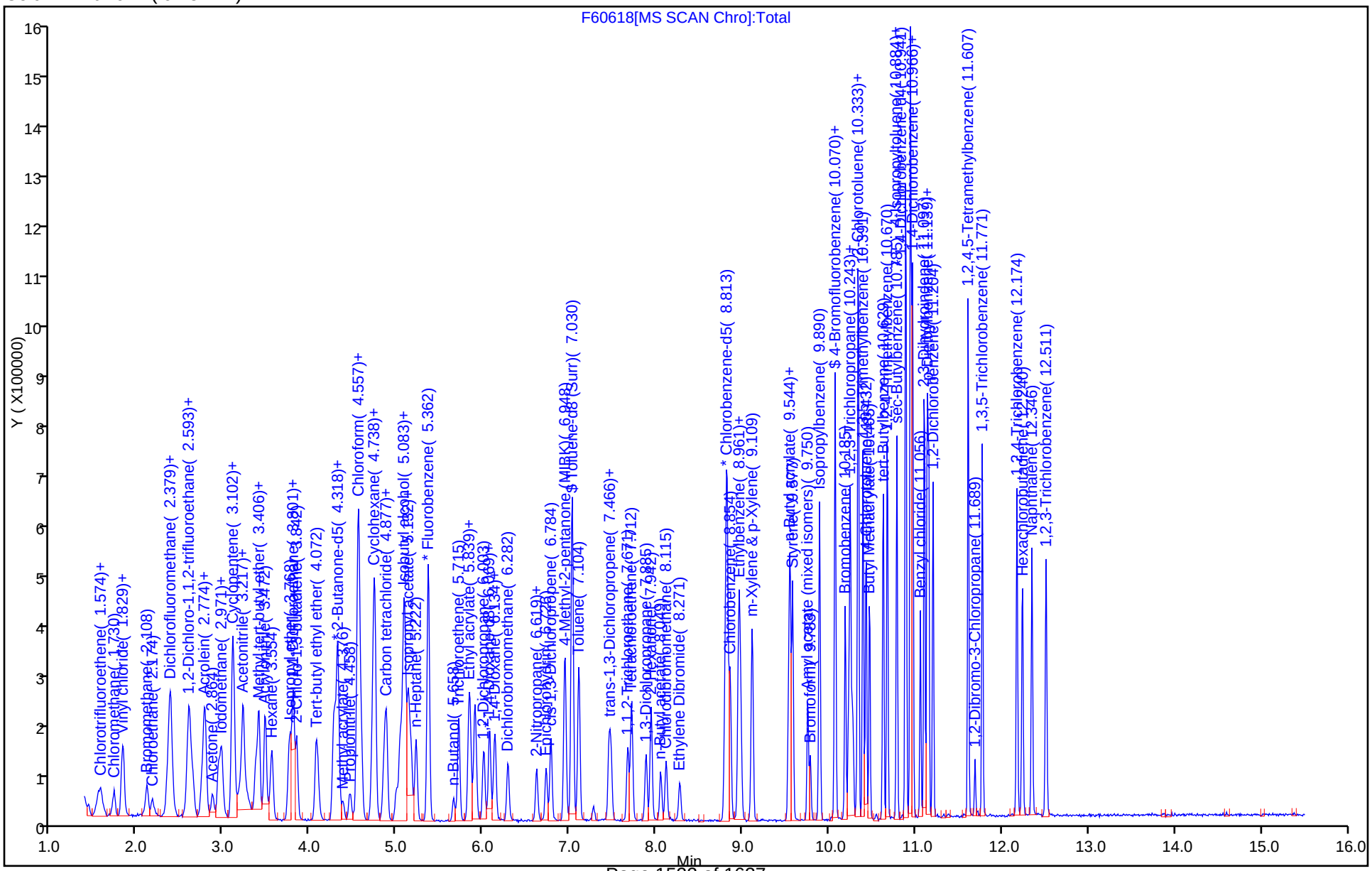

FORM I
GC/MS VOA ORGANICS ANALYSIS DATA SHEET

Lab Name: TestAmerica Edison | Job No.: 460-151079-1

SDG No.:

Client Sample ID: MW-506I MS | Lab Sample ID: 460-151079-16 MS

Matrix: Water | Lab File ID: F60611.D

Analysis Method: 8260C | Date Collected: 02/27/2018 08:50

Sample wt/vol: 5(mL) | Date Analyzed: 03/09/2018 21:03

Soil Aliquot Vol: | Dilution Factor: 10

Soil Extract Vol.: | GC Column: Rtx-624 ID: 0.25(mm)

% Moisture: | Level: (low/med) Low

Analysis Batch No.: 502418 | Units: ug/L

CAS NO.	COMPOUND NAME	RESULT	Q	RL	MDL
71-55-6	1,1,1-Trichloroethane	204		10	2.8
79-34-5	1,1,2,2-Tetrachloroethane	191		10	1.9
79-00-5	1,1,2-Trichloroethane	171		10	0.80
75-34-3	1,1-Dichloroethane	184		10	2.4
75-35-4	1,1-Dichloroethene	190		10	3.4
87-61-6	1,2,3-Trichlorobenzene	191		10	3.5
120-82-1	1,2,4-Trichlorobenzene	200		10	2.7
96-12-8	1,2-Dibromo-3-Chloropropane	172		10	2.3
106-93-4	1,2-Dibromoethane	190		10	1.9
95-50-1	1,2-Dichlorobenzene	190		10	2.2
107-06-2	1,2-Dichloroethane	191		10	2.5
78-87-5	1,2-Dichloropropane	182		10	1.8
541-73-1	1,3-Dichlorobenzene	207		10	3.3
106-46-7	1,4-Dichlorobenzene	203		10	3.3
123-91-1	1,4-Dioxane	4150		500	87
78-93-3	2-Butanone	997		50	22
591-78-6	2-Hexanone	963		50	7.2
108-10-1	4-Methyl-2-pentanone	952		50	6.3
67-64-1	Acetone	899		50	11
71-43-2	Benzene	186		10	0.90
74-97-5	Bromochloromethane	201		10	3.0
75-27-4	Bromodichloromethane	189		10	1.5
75-25-2	Bromoform	192		10	1.8
74-83-9	Bromomethane	150		10	1.8
75-15-0	Carbon disulfide	174		10	2.2
56-23-5	Carbon tetrachloride	188		10	3.3
108-90-7	Chlorobenzene	194		10	2.4
75-00-3	Chloroethane	157		10	3.7
67-66-3	Chloroform	191		10	2.2
74-87-3	Chloromethane	159		10	2.2
156-59-2	cis-1,2-Dichloroethene	201		10	2.6
10061-01-5	cis-1,3-Dichloropropene	183		10	1.6
110-82-7	Cyclohexane	204		10	2.6
124-48-1	Dibromochloromethane	180		10	2.2
75-71-8	Dichlorodifluoromethane	180		10	1.4
100-41-4	Ethylbenzene	190		10	3.0

FORM I
GC/MS VOA ORGANICS ANALYSIS DATA SHEET

Lab Name: TestAmerica Edison | Job No.: 460-151079-1

SDG No.:

Client Sample ID: MW-506I MS | Lab Sample ID: 460-151079-16 MS

Matrix: Water | Lab File ID: F60611.D

Analysis Method: 8260C | Date Collected: 02/27/2018 08:50

Sample wt/vol: 5(mL) | Date Analyzed: 03/09/2018 21:03

Soil Aliquot Vol: | Dilution Factor: 10

Soil Extract Vol.: | GC Column: Rtx-624 ID: 0.25(mm)

% Moisture: | Level: (low/med) Low

Analysis Batch No.: 502418 | Units: ug/L

CAS NO.	COMPOUND NAME	RESULT	Q	RL	MDL
76-13-1	Freon TF	191		10	3.4
98-82-8	Isopropylbenzene	195		10	3.2
179601-23-1	m&p-Xylene	183		10	2.8
79-20-9	Methyl acetate	895		50	5.8
108-87-2	Methylcyclohexane	189		10	2.2
75-09-2	Methylene Chloride	185		10	2.1
1634-04-4	MTBE	195		10	1.3
95-47-6	o-Xylene	191		10	3.2
100-42-5	Styrene	197		10	1.7
127-18-4	Tetrachloroethene	206		10	1.2
108-88-3	Toluene	185		10	2.5
156-60-5	trans-1,2-Dichloroethene	196		10	1.8
10061-02-6	trans-1,3-Dichloropropene	185		10	1.9
79-01-6	Trichloroethene	202		10	2.2
75-69-4	Trichlorofluoromethane	213		10	1.5
75-01-4	Vinyl chloride	175		10	0.60

CAS NO.	SURROGATE	%REC	Q	LIMITS
17060-07-0	1,2-Dichloroethane-d4 (Surr)	96		70-130
460-00-4	Bromofluorobenzene	101		70-130
1868-53-7	Dibromofluoromethane (Surr)	102		70-130
2037-26-5	Toluene-d8 (Surr)	93		70-130

TestAmerica Edison
Target Compound Quantitation Report

Data File: \\ChromNA\Edison\ChromData\CVOAMS6\20180309-68556.b\F60611.D
Lims ID: 460-151079-B-16 MS
Client ID:
Sample Type: MS
Inject. Date: 09-Mar-2018 21:03:30 ALS Bottle#: 28 Worklist Smp#: 29
Purge Vol: 5.000 mL Dil. Factor: 10.0000
Sample Info: 460-151079-B-16 MS
Misc. Info.: 460-0068556-029
Operator ID: Instrument ID: CVOAMS6

Method: \\ChromNA\Edison\ChromData\CVOAMS6\20180309-68556.b\8260624W6.m
Limit Group: VOA - 8260C DKQP Water and Solid
Last Update: 12-Mar-2018 17:53:29 Calib Date: 09-Mar-2018 04:49:30
Integrator: RTE ID Type: Deconvolution ID
Quant Method: Internal Standard Quant By: Initial Calibration
Last ICal File: \\ChromNA\Edison\ChromData\CVOAMS6\20180309-68530.b\F60575.D

Column 1 : Rtx-624 (0.25 mm) Det: MS SCAN
Process Host: XAWRK008

First Level Reviewer: delpolitov Date: 12-Mar-2018 17:53:29

Compound	Sig	RT (min.)	Exp RT (min.)	Dlt RT (min.)	Q	Response	Cal Amt ug/l	OnCol Amt ug/l	Flags
1 Chlorotrifluoroethene	66	1.558	1.558	0.000	81	15220	20.0	16.3	
2 Dichlorodifluoromethane	85	1.591	1.566	0.025	98	104695	20.0	18.0	
3 Chloromethane	50	1.747	1.730	0.017	99	66994	20.0	15.9	
4 Vinyl chloride	62	1.853	1.829	0.024	83	72861	20.0	17.5	
5 Butadiene	54	1.845	1.829	0.016	94	63714	20.0	17.9	
6 Bromomethane	94	2.116	2.100	0.016	97	39604	20.0	15.0	
7 Chloroethane	64	2.182	2.166	0.016	98	32803	20.0	15.7	
8 Dichlorofluoromethane	67	2.371	2.355	0.016	97	110029	20.0	18.4	
9 Trichlorofluoromethane	101	2.388	2.371	0.017	75	122746	20.0	21.3	
10 Pentane	72	2.404	2.388	0.016	94	24587	40.0	48.1	
11 Ethanol	46	2.585	2.560	0.025	68	10252	800.0	622.2	
12 Ethyl ether	59	2.585	2.568	0.017	96	55327	20.0	18.2	
13 2-Methyl-1,3-butadiene	53	2.609	2.593	0.016	94	60490	20.0	17.7	
14 1,2-Dichloro-1,1,2-trifluo	117	2.634	2.626	0.008	81	75330	20.0	20.2	
15 Acrolein	56	2.766	2.749	0.017	42	14245	40.0	29.4	
16 1,1,2-Trichloro-1,2,2-trif	101	2.774	2.765	0.009	90	82995	20.0	19.1	
17 1,1-Dichloroethene	96	2.798	2.782	0.016	97	73569	20.0	19.0	
18 Acetone	43	2.881	2.864	0.017	86	84712	100.0	89.9	
19 Iodomethane	142	2.946	2.930	0.016	99	155051	20.0	19.7	
20 Isopropyl alcohol	45	2.963	2.954	0.009	32	36914	200.0	201.9	
21 Carbon disulfide	76	2.987	2.971	0.016	100	214598	20.0	17.4	
22 3-Chloro-1-propene	41	3.111	3.094	0.017	78	123041	20.0	17.5	
24 Methyl acetate	43	3.111	3.102	0.009	98	203755	100.0	89.5	
23 Cyclopentene	67	3.127	3.111	0.016	89	160609	20.0	19.1	
25 Acetonitrile	41	3.168	3.160	0.008	94	100514	200.0	216.9	a
* 26 TBA-d9 (IS)	65	3.217	3.209	0.008	0	260942	1000.0	1000.0	
27 Methylene Chloride	84	3.234	3.217	0.017	90	75208	20.0	18.5	
28 2-Methyl-2-propanol	59	3.291	3.267	0.024	93	62904	200.0	190.4	
29 Methyl tert-butyl ether	73	3.382	3.374	0.008	96	202333	20.0	19.5	
30 trans-1,2-Dichloroethene	96	3.415	3.406	0.009	92	76548	20.0	19.6	
31 Acrylonitrile	53	3.480	3.472	0.008	93	206850	200.0	181.2	

Compound	Sig	RT (min.)	Exp RT (min.)	Dlt RT (min.)	Q	Response	Cal Amt ug/l	OnCol Amt ug/l	Flags
32 Hexane	43	3.554	3.546	0.008	92	51778	20.0	17.3	
33 Isopropyl ether	45	3.768	3.760	0.008	92	193716	20.0	17.2	
34 1,1-Dichloroethane	63	3.809	3.793	0.016	96	114729	20.0	18.4	
35 Vinyl acetate	86	3.809	3.801	0.008	100	27049	40.0	39.4	
36 2-Chloro-1,3-butadiene	88	3.850	3.834	0.016	92	63935	20.0	19.1	
37 Tert-butyl ethyl ether	59	4.080	4.064	0.016	91	206805	20.0	18.8	
* 38 2-Butanone-d5	46	4.277	4.261	0.016	0	243025	250.0	250.0	
39 2,2-Dichloropropane	97	4.302	4.294	0.008	92	25449	20.0	18.5	
40 cis-1,2-Dichloroethene	96	4.319	4.310	0.009	97	81404	20.0	20.1	
41 2-Butanone (MEK)	72	4.327	4.318	0.009	96	31301	100.0	99.7	
42 Ethyl acetate	70	4.327	4.318	0.009	94	13251	40.0	40.8	
43 Methyl acrylate	55	4.384	4.376	0.008	99	47164	20.0	16.9	
44 Propionitrile	54	4.466	4.458	0.008	98	79236	200.0	202.8	
46 Tetrahydrofuran	72	4.549	4.532	0.017	57	14606	40.0	41.2	
45 Chlorobromomethane	128	4.549	4.540	0.009	71	43818	20.0	20.1	
47 Methacrylonitrile	67	4.565	4.557	0.008	91	228416	200.0	205.6	
48 Chloroform	83	4.598	4.581	0.017	98	120307	20.0	19.1	
49 Cyclohexane	84	4.729	4.721	0.008	89	111128	20.0	20.4	
50 1,1,1-Trichloroethane	97	4.746	4.729	0.017	96	124775	20.0	20.4	
$ 51 Dibromofluoromethane (Surr	113	4.754	4.738	0.016	98	161181	50.0	51.2	
52 Carbon tetrachloride	117	4.861	4.853	0.008	98	110598	20.0	18.8	
53 1,1-Dichloropropene	75	4.886	4.877	0.009	94	90595	20.0	19.9	
54 Isobutyl alcohol	43	4.992	4.992	0.000	69	68423	500.0	618.8	
55 Benzene	78	5.083	5.074	0.009	96	250662	20.0	18.6	
$ 56 1,2-Dichloroethane-d4 (Sur	65	5.099	5.091	0.008	0	160876	50.0	48.0	
57 Isopropyl acetate	43	5.132	5.124	0.008	96	177734	20.0	18.7	
58 Tert-amyl methyl ether	73	5.140	5.132	0.008	97	209964	20.0	18.5	
59 1,2-Dichloroethane	62	5.173	5.165	0.008	97	88293	20.0	19.1	
60 n-Heptane	57	5.231	5.214	0.017	91	37848	20.0	16.4	
* 61 Fluorobenzene	96	5.370	5.362	0.008	99	543497	50.0	50.0	
62 n-Butanol	56	5.666	5.658	0.008	89	37070	500.0	473.2	
63 Trichloroethene	95	5.724	5.707	0.017	95	74003	20.0	20.2	
65 Ethyl acrylate	55	5.839	5.830	0.009	97	150424	20.0	19.2	
64 Methylcyclohexane	83	5.847	5.839	0.008	89	118717	20.0	18.9	
66 1,2-Dichloropropane	63	6.011	6.003	0.008	84	57983	20.0	18.2	
* 67 1,4-Dioxane-d8	96	6.061	6.052	0.009	0	26752	1000.0	1000.0	
68 Methyl methacrylate	100	6.077	6.077	0.000	84	34034	40.0	40.2	
69 1,4-Dioxane	88	6.110	6.118	-0.008	40	13496	400.0	414.8	
70 n-Propyl acetate	43	6.134	6.126	0.008	98	72771	20.0	20.0	
71 Dibromomethane	93	6.143	6.134	0.009	87	41676	20.0	19.6	
72 Dichlorobromomethane	83	6.291	6.282	0.009	99	83006	20.0	18.9	
73 2-Nitropropane	41	6.619	6.611	0.008	99	28391	40.0	33.3	
75 Epichlorohydrin	57	6.726	6.726	0.000	99	94493	400.0	414.8	
76 cis-1,3-Dichloropropene	75	6.784	6.775	0.009	93	99614	20.0	18.3	
77 4-Methyl-2-pentanone (MIBK	43	6.948	6.940	0.008	96	249187	100.0	95.2	
$ 78 Toluene-d8 (Surr)	98	7.030	7.022	0.008	100	524921	50.0	46.5	
79 Toluene	91	7.104	7.104	0.000	94	271342	20.0	18.5	
80 trans-1,3-Dichloropropene	75	7.457	7.449	0.008	98	90880	20.0	18.5	
81 Ethyl methacrylate	69	7.482	7.474	0.008	90	74026	20.0	18.7	
82 1,1,2-Trichloroethane	83	7.671	7.671	0.000	95	45212	20.0	17.1	
83 Tetrachloroethene	166	7.720	7.712	0.008	96	93928	20.0	20.6	
84 1,3-Dichloropropane	76	7.885	7.876	0.009	91	90456	20.0	18.5	

Compound	Sig	RT (min.)	Exp RT (min.)	Dlt RT (min.)	Q	Response	Cal Amt ug/l	OnCol Amt ug/l	Flags
85 2-Hexanone	43	7.942	7.934	0.008	97	163938	100.0	96.3	
86 n-Butyl acetate	43	8.049	8.049	0.000	98	81318	20.0	16.0	
87 Chlorodibromomethane	129	8.115	8.115	0.000	96	75318	20.0	18.0	
88 Ethylene Dibromide	107	8.279	8.271	0.008	99	62995	20.0	19.0	
* 89 Chlorobenzene-d5	117	8.821	8.813	0.008	83	465093	50.0	50.0	
90 Chlorobenzene	112	8.854	8.854	0.000	97	200409	20.0	19.4	
91 Ethylbenzene	106	8.953	8.953	0.000	98	106380	20.0	19.0	
92 1,1,1,2-Tetrachloroethane	131	8.978	8.969	0.009	94	80258	20.0	19.4	
93 m-Xylene & p-Xylene	106	9.109	9.109	0.000	0	130343	20.0	18.3	
94 n-Butyl acrylate	73	9.528	9.528	0.000	97	47802	20.0	18.4	
95 o-Xylene	106	9.553	9.544	0.009	95	134396	20.0	19.1	
96 Styrene	104	9.577	9.577	0.000	95	226463	20.0	19.7	
97 Amyl acetate (mixed isomer	43	9.750	9.750	0.000	92	112474	20.0	16.6	
98 Bromoform	173	9.783	9.783	0.000	97	54167	20.0	19.2	
99 Isopropylbenzene	105	9.890	9.890	0.000	95	365390	20.0	19.5	
$ 100 4-Bromofluorobenzene	174	10.070	10.070	0.000	96	225385	50.0	50.3	
101 Bromobenzene	156	10.185	10.185	0.000	87	105552	20.0	20.0	
102 1,1,2,2-Tetrachloroethane	83	10.227	10.226	0.000	96	75602	20.0	19.1	
103 N-Propylbenzene	91	10.243	10.243	0.000	100	391654	20.0	19.6	
104 1,2,3-Trichloropropane	110	10.268	10.259	0.009	95	26886	20.0	21.2	
105 trans-1,4-Dichloro-2-buten	53	10.276	10.276	0.000	92	20344	20.0	16.8	
106 2-Chlorotoluene	91	10.333	10.333	0.000	97	272784	20.0	19.7	
107 4-Ethyltoluene	105	10.342	10.333	0.009	98	350680	20.0	20.1	
108 1,3,5-Trimethylbenzene	105	10.391	10.391	0.000	93	309637	20.0	19.3	
109 4-Chlorotoluene	91	10.432	10.424	0.008	96	246882	20.0	19.0	
110 Butyl Methacrylate	87	10.465	10.465	0.000	93	100950	20.0	19.5	
111 tert-Butylbenzene	119	10.629	10.629	0.000	95	276022	20.0	20.4	
112 1,2,4-Trimethylbenzene	105	10.670	10.670	0.000	97	323696	20.0	19.6	
113 sec-Butylbenzene	105	10.785	10.785	0.000	99	386443	20.0	19.8	
114 4-Isopropyltoluene	119	10.884	10.884	0.000	97	356686	20.0	20.5	
115 1,3-Dichlorobenzene	146	10.892	10.892	0.000	97	194305	20.0	20.7	
* 116 1,4-Dichlorobenzene-d4	152	10.941	10.941	0.000	93	301688	50.0	50.0	
117 1,4-Dichlorobenzene	146	10.958	10.958	0.000	95	197600	20.0	20.3	
132 1,2,3-Trimethylbenzene	105	10.966	10.966	0.000	99	331332	NC	NC	
118 Benzyl chloride	91	11.056	11.056	0.000	99	143903	20.0	14.6	
119 2,3-Dihydroindene	117	11.106	11.106	0.000	94	342244	20.0	19.9	
120 p-Diethylbenzene	119	11.139	11.139	0.000	95	200315	20.0	19.2	
121 n-Butylbenzene	92	11.155	11.155	0.000	97	157319	20.0	19.1	
122 1,2-Dichlorobenzene	146	11.204	11.204	0.000	97	189459	20.0	19.0	
123 1,2,4,5-Tetramethylbenzene	119	11.615	11.615	0.000	97	366608	20.0	19.7	
124 1,2-Dibromo-3-Chloropropan	75	11.689	11.689	0.000	93	16764	20.0	17.2	
125 1,3,5-Trichlorobenzene	180	11.771	11.779	-0.008	98	162990	20.0	19.8	
126 1,2,4-Trichlorobenzene	180	12.174	12.182	-0.008	94	152181	20.0	20.0	
127 Hexachlorobutadiene	225	12.240	12.248	-0.008	96	73203	20.0	19.9	
128 Naphthalene	128	12.346	12.355	-0.009	99	311614	20.0	19.1	
129 1,2,3-Trichlorobenzene	180	12.511	12.519	-0.008	95	131638	20.0	19.1	
S 130 1,2-Dichloroethene, Total	100				0		40.0	39.7	
S 131 Xylenes, Total	100				0		40.0	37.5	

QC Flag Legend

Processing Flags

NC - Not Calibrated

Review Flags

a - User Assigned ID

Reagents:

GASES Li_00250	Amount Added:	20.00	Units: uL	
8260MIX1COMB_00074	Amount Added:	20.00	Units: uL	
ACROLEIN W_00074	Amount Added:	4.00	Units: uL	
VOA6IS/SURR_00009	Amount Added:	5.00	Units: uL	Run Reagent

Report Date: 12-Mar-2018 17:53:31 Chrom Revision: 2.2 08-Feb-2018 13:38:42

TestAmerica Edison

Data File: \\ChromNA\Edison\ChromData\CVOAMS6\20180309-68556.b\F60611.D

Injection Date: 09-Mar-2018 21:03:30 Instrument ID: CVOAMS6 Operator ID:

Lims ID: 460-151079-B-16 MS Worklist Smp#: 29

Client ID:

Purge Vol: 5.000 mL Dil. Factor: 10.0000 ALS Bottle#: 28

Method: 8260624W6 Limit Group: VOA - 8260C DKQP Water and Solid

Column: Rtx-624 (0.25 mm)

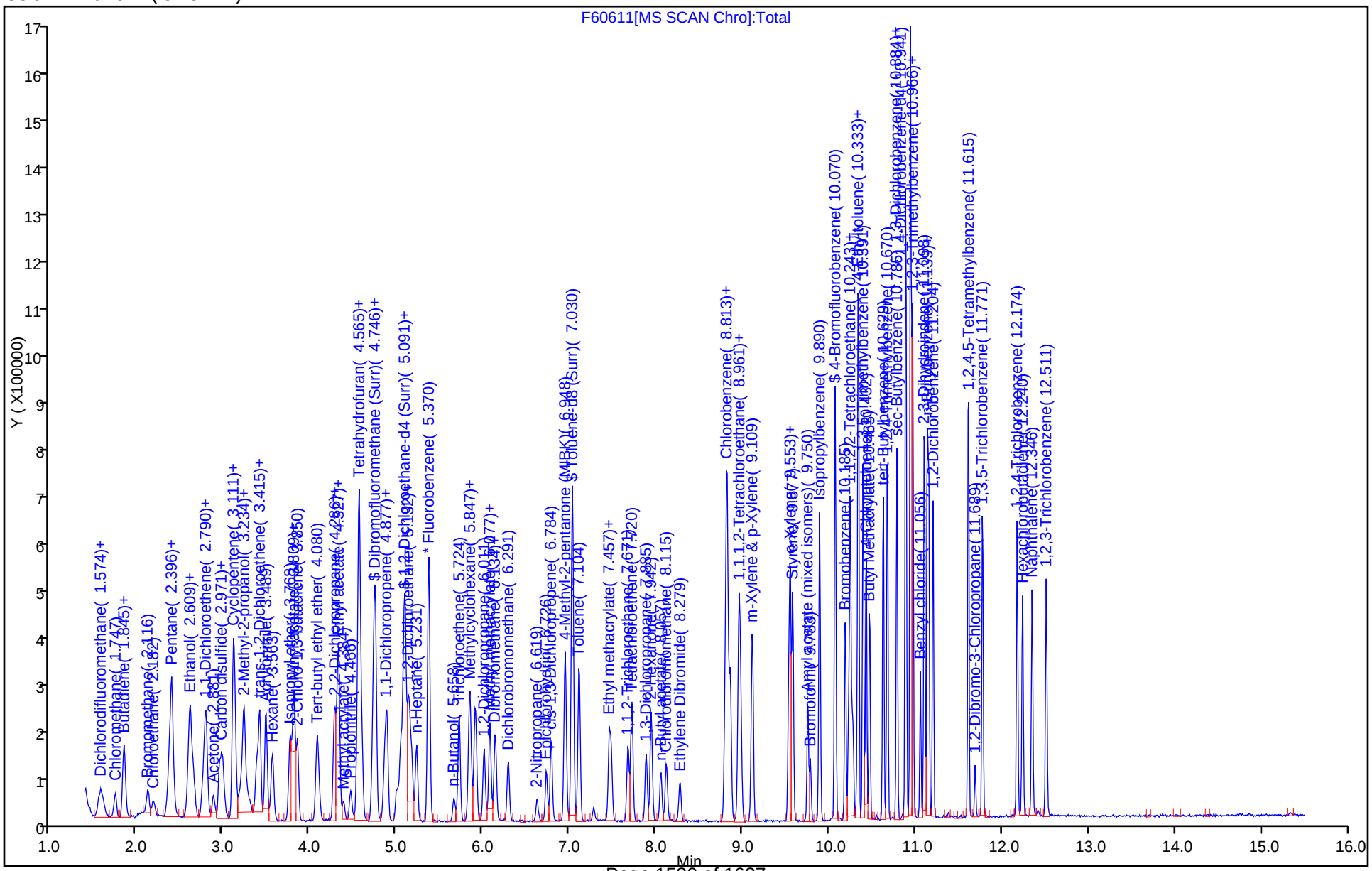

FORM I
GC/MS VOA ORGANICS ANALYSIS DATA SHEET

Lab Name: TestAmerica Edison | Job No.: 460-151079-1

SDG No.:

Client Sample ID: SW-4 MS | Lab Sample ID: 460-151079-55 MS

Matrix: Water | Lab File ID: F60657.D

Analysis Method: 8260C | Date Collected: 02/27/2018 13:20

Sample wt/vol: 5(mL) | Date Analyzed: 03/12/2018 10:48

Soil Aliquot Vol: | Dilution Factor: 10

Soil Extract Vol.: | GC Column: Rtx-624 ID: 0.25(mm)

% Moisture: | Level: (low/med) Low

Analysis Batch No.: 502852 | Units: ug/L

CAS NO.	COMPOUND NAME	RESULT	Q	RL	MDL
71-55-6	1,1,1-Trichloroethane	208		10	2.8
79-34-5	1,1,2,2-Tetrachloroethane	182		10	1.9
79-00-5	1,1,2-Trichloroethane	168		10	0.80
75-34-3	1,1-Dichloroethane	186		10	2.4
75-35-4	1,1-Dichloroethene	195		10	3.4
87-61-6	1,2,3-Trichlorobenzene	214		10	3.5
120-82-1	1,2,4-Trichlorobenzene	219		10	2.7
96-12-8	1,2-Dibromo-3-Chloropropane	164		10	2.3
106-93-4	1,2-Dibromoethane	186		10	1.9
95-50-1	1,2-Dichlorobenzene	206		10	2.2
107-06-2	1,2-Dichloroethane	194		10	2.5
78-87-5	1,2-Dichloropropane	180		10	1.8
541-73-1	1,3-Dichlorobenzene	223		10	3.3
106-46-7	1,4-Dichlorobenzene	212		10	3.3
123-91-1	1,4-Dioxane	3930		500	87
78-93-3	2-Butanone	1100		50	22
591-78-6	2-Hexanone	1050		50	7.2
108-10-1	4-Methyl-2-pentanone	1050		50	6.3
67-64-1	Acetone	981		50	11
71-43-2	Benzene	184		10	0.90
74-97-5	Bromochloromethane	224		10	3.0
75-27-4	Bromodichloromethane	183		10	1.5
75-25-2	Bromoform	191		10	1.8
74-83-9	Bromomethane	194		10	1.8
75-15-0	Carbon disulfide	181		10	2.2
56-23-5	Carbon tetrachloride	211		10	3.3
108-90-7	Chlorobenzene	191		10	2.4
75-00-3	Chloroethane	181		10	3.7
67-66-3	Chloroform	206		10	2.2
74-87-3	Chloromethane	191		10	2.2
156-59-2	cis-1,2-Dichloroethene	213		10	2.6
10061-01-5	cis-1,3-Dichloropropene	180		10	1.6
110-82-7	Cyclohexane	212		10	2.6
124-48-1	Dibromochloromethane	171		10	2.2
75-71-8	Dichlorodifluoromethane	244		10	1.4
100-41-4	Ethylbenzene	196		10	3.0

FORM I
GC/MS VOA ORGANICS ANALYSIS DATA SHEET

Lab Name: TestAmerica Edison | Job No.: 460-151079-1

SDG No.:

Client Sample ID: SW-4 MS | Lab Sample ID: 460-151079-55 MS

Matrix: Water | Lab File ID: F60657.D

Analysis Method: 8260C | Date Collected: 02/27/2018 13:20

Sample wt/vol: 5(mL) | Date Analyzed: 03/12/2018 10:48

Soil Aliquot Vol: | Dilution Factor: 10

Soil Extract Vol.: | GC Column: Rtx-624 ID: 0.25(mm)

% Moisture: | Level: (low/med) Low

Analysis Batch No.: 502852 | Units: ug/L

CAS NO.	COMPOUND NAME	RESULT	Q	RL	MDL
76-13-1	Freon TF	202		10	3.4
98-82-8	Isopropylbenzene	202		10	3.2
179601-23-1	m&p-Xylene	186		10	2.8
79-20-9	Methyl acetate	860		50	5.8
108-87-2	Methylcyclohexane	196		10	2.2
75-09-2	Methylene Chloride	195		10	2.1
1634-04-4	MTBE	198		10	1.3
95-47-6	o-Xylene	199		10	3.2
100-42-5	Styrene	202		10	1.7
127-18-4	Tetrachloroethene	212		10	1.2
108-88-3	Toluene	187		10	2.5
156-60-5	trans-1,2-Dichloroethene	214		10	1.8
10061-02-6	trans-1,3-Dichloropropene	179		10	1.9
79-01-6	Trichloroethene	196		10	2.2
75-69-4	Trichlorofluoromethane	241		10	1.5
75-01-4	Vinyl chloride	215		10	0.60

CAS NO.	SURROGATE	%REC	Q	LIMITS
17060-07-0	1,2-Dichloroethane-d4 (Surr)	99		70-130
460-00-4	Bromofluorobenzene	105		70-130
1868-53-7	Dibromofluoromethane (Surr)	110		70-130
2037-26-5	Toluene-d8 (Surr)	95		70-130

TestAmerica Edison
Target Compound Quantitation Report

Data File: \\ChromNA\Edison\ChromData\CVOAMS6\20180312-68646.b\F60657.D
Lims ID: 460-151079-B-55 MS
Client ID:
Sample Type: MS
Inject. Date: 12-Mar-2018 10:48:30 ALS Bottle#: 14 Worklist Smp#: 15
Purge Vol: 5.000 mL Dil. Factor: 10.0000
Sample Info: 460-151079-B-55 MS
Misc. Info.: 460-0068646-015
Operator ID: Instrument ID: CVOAMS6

Method: \\ChromNA\Edison\ChromData\CVOAMS6\20180312-68646.b\8260624W6.m
Limit Group: VOA - 8260C DKQP Water and Solid
Last Update: 12-Mar-2018 16:37:30 Calib Date: 09-Mar-2018 04:49:30
Integrator: RTE ID Type: Deconvolution ID
Quant Method: Internal Standard Quant By: Initial Calibration
Last ICal File: \\ChromNA\Edison\ChromData\CVOAMS6\20180309-68530.b\F60575.D

Column 1 : Rtx-624 (0.25 mm) Det: MS SCAN
Process Host: XAWRK004

First Level Reviewer: starzecm Date: 12-Mar-2018 16:38:01

Compound	Sig	RT (min.)	Exp RT (min.)	Dlt RT (min.)	Q	Response	Cal Amt ug/l	OnCol Amt ug/l	Flags
1 Chlorotrifluoroethene	66	1.558	1.558	0.000	87	14070	20.0	19.4	
2 Dichlorodifluoromethane	85	1.582	1.582	0.000	99	110262	20.0	24.4	
3 Chloromethane	50	1.730	1.738	-0.008	99	62649	20.0	19.1	
5 Butadiene	54	1.829	1.837	-0.008	97	58914	20.0	21.2	
4 Vinyl chloride	62	1.837	1.837	0.000	88	69612	20.0	21.5	
6 Bromomethane	94	2.116	2.108	0.008	96	39824	20.0	19.4	
7 Chloroethane	64	2.174	2.174	0.000	98	29470	20.0	18.1	
8 Dichlorofluoromethane	67	2.355	2.363	-0.008	98	93449	20.0	20.1	
9 Trichlorofluoromethane	101	2.371	2.363	0.008	86	108246	20.0	24.1	
10 Pentane	72	2.388	2.388	0.000	95	15124	40.0	38.3	
11 Ethanol	46	2.560	2.577	-0.017	85	8473	800.0	665.5	
12 Ethyl ether	59	2.577	2.577	0.000	92	41142	20.0	17.4	
13 2-Methyl-1,3-butadiene	53	2.601	2.601	0.000	98	46831	20.0	17.6	
14 1,2-Dichloro-1,1,2-trifluo	117	2.634	2.634	0.000	82	62963	20.0	21.7	
15 Acrolein	56	2.749	2.749	0.000	68	10227	40.0	27.3	
16 1,1,2-Trichloro-1,2,2-trif	101	2.766	2.766	0.000	89	68242	20.0	20.2	
17 1,1-Dichloroethene	96	2.782	2.790	-0.008	98	58709	20.0	19.5	
18 Acetone	43	2.872	2.872	0.000	86	64245	100.0	98.1	
19 Iodomethane	142	2.938	2.938	0.000	100	130263	20.0	21.2	
20 Isopropyl alcohol	45	2.724	2.955	-0.231	58	3327	200.0	23.5	
21 Carbon disulfide	76	2.971	2.971	0.000	100	174625	20.0	18.1	
22 3-Chloro-1-propene	41	3.094	3.094	0.000	92	95542	20.0	17.4	
24 Methyl acetate	43	3.102	3.102	0.000	97	152424	100.0	86.0	
23 Cyclopentene	67	3.119	3.119	0.000	92	126959	20.0	19.4	
25 Acetonitrile	41	3.168	3.168	0.000	95	65702	200.0	183.5	
* 26 TBA-d9 (IS)	65	3.218	3.217	0.001	0	201614	1000.0	1000.0	
27 Methylene Chloride	84	3.226	3.226	0.000	90	61586	20.0	19.5	
28 2-Methyl-2-propanol	59	3.283	3.283	0.000	91	48899	200.0	191.6	
29 Methyl tert-butyl ether	73	3.374	3.374	0.000	96	159482	20.0	19.8	
30 trans-1,2-Dichloroethene	96	3.406	3.406	0.000	89	64847	20.0	21.4	
31 Acrylonitrile	53	3.480	3.480	0.000	94	163334	200.0	183.7	

Compound	Sig	RT (min.)	Exp RT (min.)	Dlt RT (min.)	Q	Response	Cal Amt ug/l	OnCol Amt ug/l	Flags
32 Hexane	43	3.554	3.546	0.008	91	40110	20.0	17.2	
35 Vinyl acetate	86	3.554	3.554	0.000	63	13939	40.0	26.1	
33 Isopropyl ether	45	3.760	3.760	0.000	88	151616	20.0	17.3	
34 1,1-Dichloroethane	63	3.801	3.801	0.000	70	90223	20.0	18.6	
36 2-Chloro-1,3-butadiene	88	3.842	3.842	0.000	93	51394	20.0	19.7	
37 Tert-butyl ethyl ether	59	4.072	4.072	0.000	90	163172	20.0	19.1	
* 38 2-Butanone-d5	46	4.269	4.269	0.000	0	168926	250.0	250.0	
39 2,2-Dichloropropane	97	4.294	4.302	-0.008	91	23042	20.0	21.5	
40 cis-1,2-Dichloroethene	96	4.319	4.310	0.009	97	67122	20.0	21.3	
42 Ethyl acetate	70	4.319	4.319	0.000	94	9754	40.0	43.2	
41 2-Butanone (MEK)	72	4.327	4.327	0.000	97	24109	100.0	110.3	
43 Methyl acrylate	55	4.376	4.376	0.000	99	34141	20.0	15.4	
44 Propionitrile	54	4.458	4.458	0.000	96	60598	200.0	200.7	
46 Tetrahydrofuran	72	4.540	4.532	0.008	55	10763	40.0	43.7	
45 Chlorobromomethane	128	4.540	4.540	0.000	72	37981	20.0	22.4	
47 Methacrylonitrile	67	4.557	4.557	0.000	92	170068	200.0	196.6	
48 Chloroform	83	4.590	4.590	0.000	99	101056	20.0	20.6	
49 Cyclohexane	84	4.721	4.721	0.000	92	89897	20.0	21.2	
50 1,1,1-Trichloroethane	97	4.738	4.738	0.000	95	99263	20.0	20.8	
$ 51 Dibromofluoromethane (Surr	113	4.746	4.746	0.000	96	134927	50.0	55.1	
52 Carbon tetrachloride	117	4.861	4.853	0.008	98	96492	20.0	21.1	
53 1,1-Dichloropropene	75	4.886	4.877	0.009	95	71044	20.0	20.0	
54 Isobutyl alcohol	43	5.001	4.992	0.009	15	27353	500.0	320.2	
55 Benzene	78	5.083	5.083	0.000	96	195695	20.0	18.4	
$ 56 1,2-Dichloroethane-d4 (Sur	65	5.099	5.091	0.008	0	129394	50.0	49.6	
57 Isopropyl acetate	43	5.124	5.124	0.000	95	135361	20.0	18.3	
58 Tert-amyl methyl ether	73	5.140	5.140	0.000	94	170187	20.0	19.2	
59 1,2-Dichloroethane	62	5.173	5.165	0.008	97	69894	20.0	19.4	
60 n-Heptane	57	5.222	5.222	0.000	89	32421	20.0	18.0	
* 61 Fluorobenzene	96	5.362	5.362	0.000	99	423199	50.0	50.0	
62 n-Butanol	56	5.650	5.658	-0.008	87	26729	500.0	441.6	
63 Trichloroethene	95	5.715	5.715	0.000	93	55748	20.0	19.6	
65 Ethyl acrylate	55	5.839	5.830	0.009	97	114124	20.0	18.7	
64 Methylcyclohexane	83	5.839	5.839	0.000	92	95588	20.0	19.6	
66 1,2-Dichloropropane	63	6.003	6.003	0.000	86	44530	20.0	18.0	
* 67 1,4-Dioxane-d8	96	6.052	6.052	0.000	0	21376	1000.0	1000.0	
68 Methyl methacrylate	100	6.069	6.069	0.000	85	26878	40.0	40.8	
69 1,4-Dioxane	88	6.126	6.118	0.008	25	10218	400.0	393.0	
70 n-Propyl acetate	43	6.126	6.126	0.000	98	48675	20.0	17.2	
71 Dibromomethane	93	6.135	6.134	0.000	88	32613	20.0	19.7	
72 Dichlorobromomethane	83	6.282	6.282	0.000	99	62858	20.0	18.3	
73 2-Nitropropane	41	6.619	6.619	0.000	97	23236	40.0	35.0	
74 2-Chloroethyl vinyl ether	63	6.611	6.619	-0.008	39	1290	20.0	1.09	
75 Epichlorohydrin	57	6.726	6.726	0.000	99	73482	400.0	464.1	
76 cis-1,3-Dichloropropene	75	6.784	6.775	0.009	92	77689	20.0	18.0	
77 4-Methyl-2-pentanone (MIBK	43	6.940	6.940	0.000	95	191043	100.0	105.0	
$ 78 Toluene-d8 (Surr)	98	7.030	7.022	0.008	99	423817	50.0	47.4	
79 Toluene	91	7.104	7.104	0.000	93	218345	20.0	18.7	
80 trans-1,3-Dichloropropene	75	7.457	7.449	0.008	98	69753	20.0	17.9	
81 Ethyl methacrylate	69	7.482	7.474	0.008	89	55769	20.0	17.7	
82 1,1,2-Trichloroethane	83	7.663	7.671	-0.008	93	35126	20.0	16.8	
83 Tetrachloroethene	166	7.712	7.712	0.000	94	76689	20.0	21.2	

Compound	Sig	RT (min.)	Exp RT (min.)	Dlt RT (min.)	Q	Response	Cal Amt ug/l	OnCol Amt ug/l	Flags
84 1,3-Dichloropropane	76	7.885	7.876	0.009	92	68125	20.0	17.5	
85 2-Hexanone	43	7.942	7.934	0.008	96	124504	100.0	105.2	
86 n-Butyl acetate	43	8.049	8.049	0.000	98	64098	20.0	15.9	
87 Chlorodibromomethane	129	8.115	8.115	0.000	97	56572	20.0	17.1	
88 Ethylene Dibromide	107	8.271	8.271	0.000	97	48983	20.0	18.6	
* 89 Chlorobenzene-d5	117	8.813	8.813	0.000	85	368757	50.0	50.0	
90 Chlorobenzene	112	8.854	8.854	0.000	97	156822	20.0	19.1	
91 Ethylbenzene	106	8.953	8.953	0.000	98	87161	20.0	19.6	
92 1,1,1,2-Tetrachloroethane	131	8.969	8.969	0.000	92	67751	20.0	20.6	
93 m-Xylene & p-Xylene	106	9.109	9.109	0.000	0	104869	20.0	18.6	
94 n-Butyl acrylate	73	9.528	9.528	0.000	96	39673	20.0	19.3	
95 o-Xylene	106	9.545	9.544	0.001	95	110804	20.0	19.9	
96 Styrene	104	9.577	9.577	0.000	96	184313	20.0	20.2	
97 Amyl acetate (mixed isomer	43	9.750	9.750	0.000	91	94339	20.0	16.9	
98 Bromoform	173	9.783	9.783	0.000	96	42716	20.0	19.1	
99 Isopropylbenzene	105	9.890	9.890	0.000	95	299964	20.0	20.2	
$ 100 4-Bromofluorobenzene	174	10.070	10.070	0.000	96	186899	50.0	52.6	
101 Bromobenzene	156	10.185	10.185	0.000	86	89427	20.0	20.5	
102 1,1,2,2-Tetrachloroethane	83	10.227	10.218	0.009	93	59457	20.0	18.2	
103 N-Propylbenzene	91	10.243	10.243	0.000	99	324478	20.0	19.7	
104 1,2,3-Trichloropropane	110	10.268	10.259	0.009	95	22009	20.0	21.1	
105 trans-1,4-Dichloro-2-buten	53	10.276	10.276	0.000	74	15964	20.0	15.9	
106 2-Chlorotoluene	91	10.333	10.333	0.000	97	225602	20.0	19.7	
107 4-Ethyltoluene	105	10.333	10.333	0.000	98	294216	20.0	20.5	
108 1,3,5-Trimethylbenzene	105	10.391	10.391	0.000	94	254834	20.0	19.2	
109 4-Chlorotoluene	91	10.424	10.424	0.000	96	198251	20.0	18.5	
110 Butyl Methacrylate	87	10.465	10.465	0.000	92	85062	20.0	19.9	
111 tert-Butylbenzene	119	10.629	10.621	0.008	95	220098	20.0	19.7	
112 1,2,4-Trimethylbenzene	105	10.670	10.670	0.000	97	269946	20.0	19.8	
113 sec-Butylbenzene	105	10.785	10.785	0.000	98	323909	20.0	20.1	
114 4-Isopropyltoluene	119	10.884	10.884	0.000	98	303095	20.0	21.1	
115 1,3-Dichlorobenzene	146	10.892	10.892	0.000	98	173172	20.0	22.3	
* 116 1,4-Dichlorobenzene-d4	152	10.941	10.941	0.000	92	249054	50.0	50.0	
117 1,4-Dichlorobenzene	146	10.958	10.958	0.000	96	170233	20.0	21.2	
132 1,2,3-Trimethylbenzene	105	10.966	10.966	0.000	98	281547	NC	NC	
118 Benzyl chloride	91	11.056	11.056	0.000	99	137048	20.0	16.8	
119 2,3-Dihydroindene	117	11.106	11.097	0.009	94	285187	20.0	20.0	
120 p-Diethylbenzene	119	11.139	11.130	0.009	97	171455	20.0	19.9	
121 n-Butylbenzene	92	11.155	11.147	0.008	98	135975	20.0	20.0	
122 1,2-Dichlorobenzene	146	11.204	11.204	0.000	98	169533	20.0	20.6	
123 1,2,4,5-Tetramethylbenzene	119	11.615	11.615	0.000	98	315345	20.0	20.5	
124 1,2-Dibromo-3-Chloropropan	75	11.697	11.689	0.008	91	13187	20.0	16.4	
125 1,3,5-Trichlorobenzene	180	11.780	11.771	0.009	97	148988	20.0	21.9	
126 1,2,4-Trichlorobenzene	180	12.182	12.174	0.008	94	137800	20.0	21.9	
127 Hexachlorobutadiene	225	12.248	12.240	0.008	96	71567	20.0	23.6	
128 Naphthalene	128	12.355	12.346	0.009	99	272813	20.0	20.3	
129 1,2,3-Trichlorobenzene	180	12.519	12.511	0.008	95	121564	20.0	21.4	
S 130 1,2-Dichloroethene, Total	100				0		40.0	42.6	
S 131 Xylenes, Total	100				0		40.0	38.5	

QC Flag Legend

Processing Flags

NC - Not Calibrated

Reagents:

GASES Li_00250	Amount Added:	20.00	Units: uL	
8260MIX1COMB_00074	Amount Added:	20.00	Units: uL	
ACROLEIN W_00074	Amount Added:	4.00	Units: uL	
VOA6IS/SURR_00009	Amount Added:	5.00	Units: uL	Run Reagent

Report Date: 12-Mar-2018 16:38:02 Chrom Revision: 2.2 08-Feb-2018 13:38:42

TestAmerica Edison

Data File: \\ChromNA\Edison\ChromData\CVOAMS6\20180312-68646.b\F60657.D

Injection Date: 12-Mar-2018 10:48:30 Instrument ID: CVOAMS6 Operator ID:

Lims ID: 460-151079-B-55 MS Worklist Smp#: 15

Client ID:

Purge Vol: 5.000 mL Dil. Factor: 10.0000 ALS Bottle#: 14

Method: 8260624W6 Limit Group: VOA - 8260C DKQP Water and Solid

Column: Rtx-624 (0.25 mm)

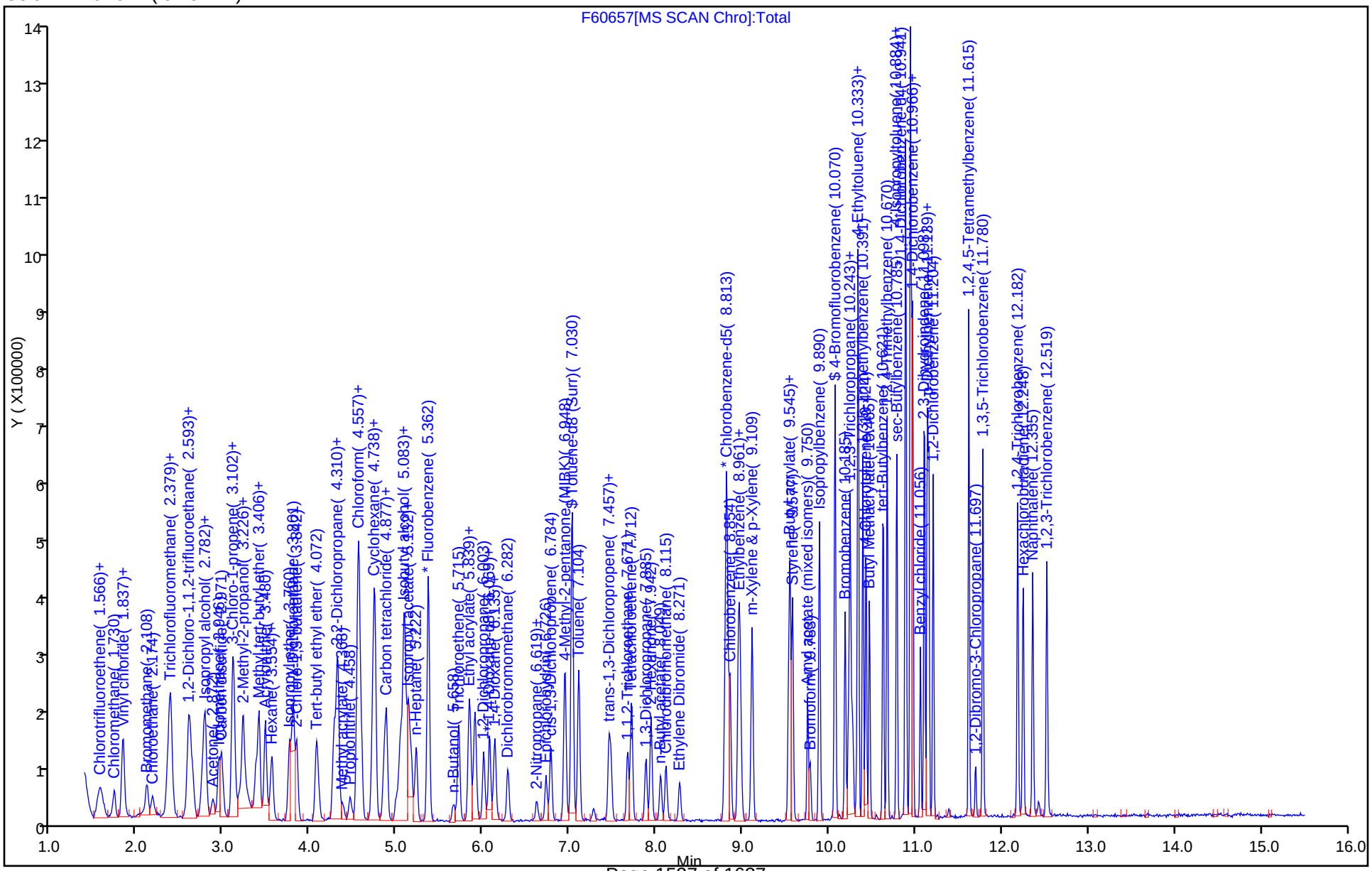

FORM I
GC/MS VOA ORGANICS ANALYSIS DATA SHEET

Lab Name: TestAmerica Edison | Job No.: 460-151079-1

SDG No.:

Client Sample ID: MW-506I MSD | Lab Sample ID: 460-151079-16 MSD

Matrix: Water | Lab File ID: F60612.D

Analysis Method: 8260C | Date Collected: 02/27/2018 08:50

Sample wt/vol: 5(mL) | Date Analyzed: 03/09/2018 21:27

Soil Aliquot Vol: | Dilution Factor: 10

Soil Extract Vol.: | GC Column: Rtx-624 ID: 0.25(mm)

% Moisture: | Level: (low/med) Low

Analysis Batch No.: 502418 | Units: ug/L

CAS NO.	COMPOUND NAME	RESULT	Q	RL	MDL
71-55-6	1,1,1-Trichloroethane	201		10	2.8
79-34-5	1,1,2,2-Tetrachloroethane	180		10	1.9
79-00-5	1,1,2-Trichloroethane	177		10	0.80
75-34-3	1,1-Dichloroethane	183		10	2.4
75-35-4	1,1-Dichloroethene	191		10	3.4
87-61-6	1,2,3-Trichlorobenzene	205		10	3.5
120-82-1	1,2,4-Trichlorobenzene	203		10	2.7
96-12-8	1,2-Dibromo-3-Chloropropane	170		10	2.3
106-93-4	1,2-Dibromoethane	190		10	1.9
95-50-1	1,2-Dichlorobenzene	199		10	2.2
107-06-2	1,2-Dichloroethane	186		10	2.5
78-87-5	1,2-Dichloropropane	185		10	1.8
541-73-1	1,3-Dichlorobenzene	207		10	3.3
106-46-7	1,4-Dichlorobenzene	202		10	3.3
123-91-1	1,4-Dioxane	4050		500	87
78-93-3	2-Butanone	945		50	22
591-78-6	2-Hexanone	954		50	7.2
108-10-1	4-Methyl-2-pentanone	963		50	6.3
67-64-1	Acetone	890		50	11
71-43-2	Benzene	178		10	0.90
74-97-5	Bromochloromethane	211		10	3.0
75-27-4	Bromodichloromethane	193		10	1.5
75-25-2	Bromoform	195		10	1.8
74-83-9	Bromomethane	160		10	1.8
75-15-0	Carbon disulfide	183		10	2.2
56-23-5	Carbon tetrachloride	199		10	3.3
108-90-7	Chlorobenzene	193		10	2.4
75-00-3	Chloroethane	161		10	3.7
67-66-3	Chloroform	196		10	2.2
74-87-3	Chloromethane	167		10	2.2
156-59-2	cis-1,2-Dichloroethene	202		10	2.6
10061-01-5	cis-1,3-Dichloropropene	183		10	1.6
110-82-7	Cyclohexane	198		10	2.6
124-48-1	Dibromochloromethane	176		10	2.2
75-71-8	Dichlorodifluoromethane	193		10	1.4
100-41-4	Ethylbenzene	189		10	3.0

FORM I
GC/MS VOA ORGANICS ANALYSIS DATA SHEET

Lab Name: TestAmerica Edison | Job No.: 460-151079-1

SDG No.:

Client Sample ID: MW-506I MSD | Lab Sample ID: 460-151079-16 MSD

Matrix: Water | Lab File ID: F60612.D

Analysis Method: 8260C | Date Collected: 02/27/2018 08:50

Sample wt/vol: 5(mL) | Date Analyzed: 03/09/2018 21:27

Soil Aliquot Vol: | Dilution Factor: 10

Soil Extract Vol.: | GC Column: Rtx-624 ID: 0.25(mm)

% Moisture: | Level: (low/med) Low

Analysis Batch No.: 502418 | Units: ug/L

CAS NO.	COMPOUND NAME	RESULT	Q	RL	MDL
76-13-1	Freon TF	194		10	3.4
98-82-8	Isopropylbenzene	193		10	3.2
179601-23-1	m&p-Xylene	186		10	2.8
79-20-9	Methyl acetate	903		50	5.8
108-87-2	Methylcyclohexane	192		10	2.2
75-09-2	Methylene Chloride	180		10	2.1
1634-04-4	MTBE	193		10	1.3
95-47-6	o-Xylene	196		10	3.2
100-42-5	Styrene	196		10	1.7
127-18-4	Tetrachloroethene	200		10	1.2
108-88-3	Toluene	184		10	2.5
156-60-5	trans-1,2-Dichloroethene	190		10	1.8
10061-02-6	trans-1,3-Dichloropropene	183		10	1.9
79-01-6	Trichloroethene	195		10	2.2
75-69-4	Trichlorofluoromethane	200		10	1.5
75-01-4	Vinyl chloride	185		10	0.60

CAS NO.	SURROGATE	%REC	Q	LIMITS
17060-07-0	1,2-Dichloroethane-d4 (Surr)	96		70-130
460-00-4	Bromofluorobenzene	101		70-130
1868-53-7	Dibromofluoromethane (Surr)	103		70-130
2037-26-5	Toluene-d8 (Surr)	95		70-130

TestAmerica Edison
Target Compound Quantitation Report

Data File: \\ChromNA\Edison\ChromData\CVOAMS6\20180309-68556.b\F60612.D
Lims ID: 460-151079-B-16 MSD
Client ID:
Sample Type: MSD
Inject. Date: 09-Mar-2018 21:27:30 ALS Bottle#: 29 Worklist Smp#: 30
Purge Vol: 5.000 mL Dil. Factor: 10.0000
Sample Info: 460-151079-B-16 MSD
Misc. Info.: 460-0068556-030
Operator ID: Instrument ID: CVOAMS6

Method: \\ChromNA\Edison\ChromData\CVOAMS6\20180309-68556.b\8260624W6.m
Limit Group: VOA - 8260C DKQP Water and Solid
Last Update: 12-Mar-2018 17:54:39 Calib Date: 09-Mar-2018 04:49:30
Integrator: RTE ID Type: Deconvolution ID
Quant Method: Internal Standard Quant By: Initial Calibration
Last ICal File: \\ChromNA\Edison\ChromData\CVOAMS6\20180309-68530.b\F60575.D

Column 1 : Rtx-624 (0.25 mm) Det: MS SCAN
Process Host: XAWRK008

First Level Reviewer: delpolitov Date: 12-Mar-2018 17:54:39

Compound	Sig	RT (min.)	Exp RT (min.)	Dlt RT (min.)	Q	Response	Cal Amt ug/l	OnCol Amt ug/l	Flags
1 Chlorotrifluoroethene	66	1.549	1.558	-0.009	87	17402	20.0	18.8	
2 Dichlorodifluoromethane	85	1.582	1.566	0.016	98	111223	20.0	19.3	
3 Chloromethane	50	1.738	1.730	0.008	98	69918	20.0	16.7	
4 Vinyl chloride	62	1.845	1.829	0.016	89	76166	20.0	18.5	
5 Butadiene	54	1.837	1.829	0.008	95	65502	20.0	18.5	
6 Bromomethane	94	2.116	2.100	0.016	97	41892	20.0	16.0	
7 Chloroethane	64	2.182	2.166	0.016	100	33464	20.0	16.1	
8 Dichlorofluoromethane	67	2.363	2.355	0.008	97	111039	20.0	18.7	
9 Trichlorofluoromethane	101	2.363	2.371	-0.008	59	114247	20.0	20.0	
10 Pentane	72	2.379	2.388	-0.009	93	19145	40.0	36.4	
11 Ethanol	46	2.560	2.560	0.000	72	8231	800.0	485.2	
12 Ethyl ether	59	2.576	2.568	0.008	93	53425	20.0	17.7	
13 2-Methyl-1,3-butadiene	53	2.601	2.593	0.008	99	61100	20.0	18.0	
14 1,2-Dichloro-1,1,2-trifluo	117	2.642	2.626	0.016	83	73467	20.0	19.9	
15 Acrolein	56	2.757	2.749	0.008	51	11954	40.0	24.0	
16 1,1,2-Trichloro-1,2,2-trif	101	2.774	2.765	0.009	94	83476	20.0	19.4	
17 1,1-Dichloroethene	96	2.790	2.782	0.008	97	73497	20.0	19.1	
18 Acetone	43	2.872	2.864	0.008	85	83487	100.0	89.0	
19 Iodomethane	142	2.946	2.930	0.016	99	153911	20.0	19.7	
20 Isopropyl alcohol	45	2.954	2.954	0.000	32	38638	200.0	205.3	a
21 Carbon disulfide	76	2.979	2.971	0.008	100	224788	20.0	18.3	
22 3-Chloro-1-propene	41	3.102	3.094	0.008	95	119835	20.0	17.1	
24 Methyl acetate	43	3.102	3.102	0.000	98	204175	100.0	90.3	
23 Cyclopentene	67	3.127	3.111	0.016	94	157611	20.0	18.9	
25 Acetonitrile	41	3.168	3.160	0.008	94	94030	200.0	197.1	a
* 26 TBA-d9 (IS)	65	3.209	3.209	0.000	0	268617	1000.0	1000.0	
27 Methylene Chloride	84	3.226	3.217	0.009	90	72713	20.0	18.0	
28 2-Methyl-2-propanol	59	3.291	3.267	0.024	91	62031	200.0	182.4	
29 Methyl tert-butyl ether	73	3.382	3.374	0.008	95	198416	20.0	19.3	
30 trans-1,2-Dichloroethene	96	3.415	3.406	0.009	95	73487	20.0	19.0	
31 Acrylonitrile	53	3.480	3.472	0.008	95	203362	200.0	179.2	

Compound	Sig	RT (min.)	Exp RT (min.)	Dlt RT (min.)	Q	Response	Cal Amt ug/l	OnCol Amt ug/l	Flags
32 Hexane	43	3.554	3.546	0.008	91	50097	20.0	16.8	
33 Isopropyl ether	45	3.760	3.760	0.000	95	190069	20.0	17.0	
34 1,1-Dichloroethane	63	3.801	3.793	0.008	68	113553	20.0	18.3	
35 Vinyl acetate	86	3.809	3.801	0.008	99	24653	40.0	36.2	
36 2-Chloro-1,3-butadiene	88	3.842	3.834	0.008	92	62835	20.0	18.9	
37 Tert-butyl ethyl ether	59	4.072	4.064	0.008	89	204052	20.0	18.7	
* 38 2-Butanone-d5	46	4.269	4.261	0.008	0	241894	250.0	250.0	
39 2,2-Dichloropropane	97	4.302	4.294	0.008	95	26094	20.0	19.1	
40 cis-1,2-Dichloroethene	96	4.318	4.310	0.008	97	81351	20.0	20.2	
41 2-Butanone (MEK)	72	4.327	4.318	0.009	95	29496	100.0	94.5	
42 Ethyl acetate	70	4.318	4.318	0.000	96	12406	40.0	38.4	
43 Methyl acrylate	55	4.384	4.376	0.008	99	48090	20.0	17.1	
44 Propionitrile	54	4.458	4.458	0.000	97	77248	200.0	192.0	
46 Tetrahydrofuran	72	4.540	4.532	0.008	63	14172	40.0	40.2	
45 Chlorobromomethane	128	4.540	4.540	0.000	76	45581	20.0	21.1	
47 Methacrylonitrile	67	4.565	4.557	0.008	92	223555	200.0	202.5	
48 Chloroform	83	4.590	4.581	0.009	99	122643	20.0	19.6	
49 Cyclohexane	84	4.729	4.721	0.008	91	107113	20.0	19.8	
50 1,1,1-Trichloroethane	97	4.738	4.729	0.009	97	122258	20.0	20.1	
$ 51 Dibromofluoromethane (Surr	113	4.746	4.738	0.008	98	160528	50.0	51.3	
52 Carbon tetrachloride	117	4.861	4.853	0.008	97	116190	20.0	19.9	
53 1,1-Dichloropropene	75	4.885	4.877	0.008	95	88251	20.0	19.5	
54 Isobutyl alcohol	43	5.000	4.992	0.008	92	53985	500.0	474.3	
55 Benzene	78	5.083	5.074	0.009	97	240080	20.0	17.8	
$ 56 1,2-Dichloroethane-d4 (Sur	65	5.099	5.091	0.008	0	159755	50.0	48.0	
57 Isopropyl acetate	43	5.132	5.124	0.008	96	168573	20.0	17.9	
58 Tert-amyl methyl ether	73	5.140	5.132	0.008	91	206567	20.0	18.3	
59 1,2-Dichloroethane	62	5.173	5.165	0.008	97	85590	20.0	18.6	
60 n-Heptane	57	5.222	5.214	0.008	93	38748	20.0	16.9	
* 61 Fluorobenzene	96	5.362	5.362	0.000	99	540031	50.0	50.0	
62 n-Butanol	56	5.658	5.658	0.000	94	37558	500.0	465.7	
63 Trichloroethene	95	5.715	5.707	0.008	96	70942	20.0	19.5	
65 Ethyl acrylate	55	5.839	5.830	0.009	97	148701	20.0	19.1	
64 Methylcyclohexane	83	5.839	5.839	0.000	89	119679	20.0	19.2	
66 1,2-Dichloropropane	63	6.011	6.003	0.008	87	58314	20.0	18.5	
* 67 1,4-Dioxane-d8	96	6.060	6.052	0.008	0	28132	1000.0	1000.0	
68 Methyl methacrylate	100	6.077	6.077	0.000	85	34563	40.0	41.1	
69 1,4-Dioxane	88	6.118	6.118	0.000	29	13868	400.0	405.3	
70 n-Propyl acetate	43	6.126	6.126	0.000	99	71145	20.0	19.7	
71 Dibromomethane	93	6.134	6.134	0.000	90	41735	20.0	19.8	
72 Dichlorobromomethane	83	6.291	6.282	0.008	99	84452	20.0	19.3	
73 2-Nitropropane	41	6.627	6.611	0.016	99	27628	40.0	32.6	
75 Epichlorohydrin	57	6.726	6.726	0.000	99	92105	400.0	406.3	
76 cis-1,3-Dichloropropene	75	6.784	6.775	0.009	93	99858	20.0	18.3	
77 4-Methyl-2-pentanone (MIBK	43	6.948	6.940	0.008	95	250863	100.0	96.3	
$ 78 Toluene-d8 (Surr)	98	7.030	7.022	0.008	99	540247	50.0	47.7	
79 Toluene	91	7.104	7.104	0.000	93	271563	20.0	18.4	
80 trans-1,3-Dichloropropene	75	7.457	7.449	0.008	98	90665	20.0	18.3	
81 Ethyl methacrylate	69	7.482	7.474	0.008	91	74836	20.0	18.8	
82 1,1,2-Trichloroethane	83	7.671	7.671	0.000	95	47015	20.0	17.7	
83 Tetrachloroethene	166	7.720	7.712	0.008	96	91593	20.0	20.0	
84 1,3-Dichloropropane	76	7.885	7.876	0.009	92	87268	20.0	17.7	

Compound	Sig	RT (min.)	Exp RT (min.)	Dlt RT (min.)	Q	Response	Cal Amt ug/l	OnCol Amt ug/l	Flags
85 2-Hexanone	43	7.942	7.934	0.008	96	161756	100.0	95.4	
86 n-Butyl acetate	43	8.049	8.049	0.000	98	82748	20.0	16.2	
87 Chlorodibromomethane	129	8.115	8.115	0.000	97	73987	20.0	17.6	
88 Ethylene Dibromide	107	8.271	8.271	0.000	97	63343	20.0	19.0	
* 89 Chlorobenzene-d5	117	8.821	8.813	0.008	84	467017	50.0	50.0	
90 Chlorobenzene	112	8.854	8.854	0.000	97	200669	20.0	19.3	
91 Ethylbenzene	106	8.953	8.953	0.000	98	106167	20.0	18.9	
92 1,1,1,2-Tetrachloroethane	131	8.977	8.969	0.008	93	80329	20.0	19.3	
93 m-Xylene & p-Xylene	106	9.109	9.109	0.000	0	132612	20.0	18.6	
94 n-Butyl acrylate	73	9.528	9.528	0.000	96	49415	20.0	18.9	
95 o-Xylene	106	9.553	9.544	0.009	94	138531	20.0	19.6	
96 Styrene	104	9.577	9.577	0.000	96	225501	20.0	19.6	
97 Amyl acetate (mixed isomer	43	9.750	9.750	0.000	91	115779	20.0	16.6	
98 Bromoform	173	9.783	9.783	0.000	97	55353	20.0	19.5	
99 Isopropylbenzene	105	9.890	9.890	0.000	95	363961	20.0	19.3	
$ 100 4-Bromofluorobenzene	174	10.070	10.070	0.000	96	226873	50.0	50.4	
101 Bromobenzene	156	10.185	10.185	0.000	88	103203	20.0	18.9	
102 1,1,2,2-Tetrachloroethane	83	10.226	10.226	0.000	95	73519	20.0	18.0	
103 N-Propylbenzene	91	10.243	10.243	0.000	99	396327	20.0	19.2	
104 1,2,3-Trichloropropane	110	10.267	10.259	0.008	95	25172	20.0	19.3	
105 trans-1,4-Dichloro-2-buten	53	10.284	10.276	0.008	91	21188	20.0	16.9	
106 2-Chlorotoluene	91	10.333	10.333	0.000	97	275241	20.0	19.2	
107 4-Ethyltoluene	105	10.341	10.333	0.008	98	352095	20.0	19.6	
108 1,3,5-Trimethylbenzene	105	10.391	10.391	0.000	93	313957	20.0	19.0	
109 4-Chlorotoluene	91	10.432	10.424	0.008	96	246022	20.0	18.4	
110 Butyl Methacrylate	87	10.473	10.465	0.008	92	96574	20.0	18.1	
111 tert-Butylbenzene	119	10.629	10.629	0.000	95	279515	20.0	20.0	
112 1,2,4-Trimethylbenzene	105	10.670	10.670	0.000	97	327290	20.0	19.2	
113 sec-Butylbenzene	105	10.785	10.785	0.000	98	397966	20.0	19.8	
114 4-Isopropyltoluene	119	10.884	10.884	0.000	97	364249	20.0	20.3	
115 1,3-Dichlorobenzene	146	10.892	10.892	0.000	96	200706	20.0	20.7	
* 116 1,4-Dichlorobenzene-d4	152	10.941	10.941	0.000	93	311353	50.0	50.0	
117 1,4-Dichlorobenzene	146	10.958	10.958	0.000	96	202488	20.0	20.2	
132 1,2,3-Trimethylbenzene	105	10.966	10.966	0.000	99	335360	NC	NC	
118 Benzyl chloride	91	11.056	11.056	0.000	99	147330	20.0	14.4	
119 2,3-Dihydroindene	117	11.106	11.106	0.000	94	343547	20.0	19.3	
120 p-Diethylbenzene	119	11.138	11.139	-0.001	95	199560	20.0	18.6	
121 n-Butylbenzene	92	11.155	11.155	0.000	98	163411	20.0	19.2	
122 1,2-Dichlorobenzene	146	11.204	11.204	0.000	98	205189	20.0	19.9	
123 1,2,4,5-Tetramethylbenzene	119	11.615	11.615	0.000	97	377776	20.0	19.7	
124 1,2-Dibromo-3-Chloropropan	75	11.689	11.689	0.000	93	17065	20.0	17.0	
125 1,3,5-Trichlorobenzene	180	11.779	11.779	0.000	97	169534	20.0	20.0	
126 1,2,4-Trichlorobenzene	180	12.174	12.182	-0.008	94	159661	20.0	20.3	
127 Hexachlorobutadiene	225	12.240	12.248	-0.008	96	76873	20.0	20.3	
128 Naphthalene	128	12.346	12.355	-0.009	99	336995	20.0	20.0	
129 1,2,3-Trichlorobenzene	180	12.511	12.519	-0.008	96	146050	20.0	20.5	
S 130 1,2-Dichloroethene, Total	100				0		40.0	39.1	
S 131 Xylenes, Total	100				0		40.0	38.2	

QC Flag Legend

Processing Flags

NC - Not Calibrated

Review Flags

a - User Assigned ID

Reagents:

GASES Li_00250	Amount Added:	20.00	Units: uL	
8260MIX1COMB_00074	Amount Added:	20.00	Units: uL	
ACROLEIN W_00074	Amount Added:	4.00	Units: uL	
VOA6IS/SURR_00009	Amount Added:	5.00	Units: uL	Run Reagent

Report Date: 12-Mar-2018 17:54:41 Chrom Revision: 2.2 08-Feb-2018 13:38:42

TestAmerica Edison

Data File: \\ChromNA\Edison\ChromData\CVOAMS6\20180309-68556.b\F60612.D

Injection Date: 09-Mar-2018 21:27:30 Instrument ID: CVOAMS6 Operator ID:

Lims ID: 460-151079-B-16 MSD Worklist Smp#: 30

Client ID:

Purge Vol: 5.000 mL Dil. Factor: 10.0000 ALS Bottle#: 29

Method: 8260624W6 Limit Group: VOA - 8260C DKQP Water and Solid

Column: Rtx-624 (0.25 mm)

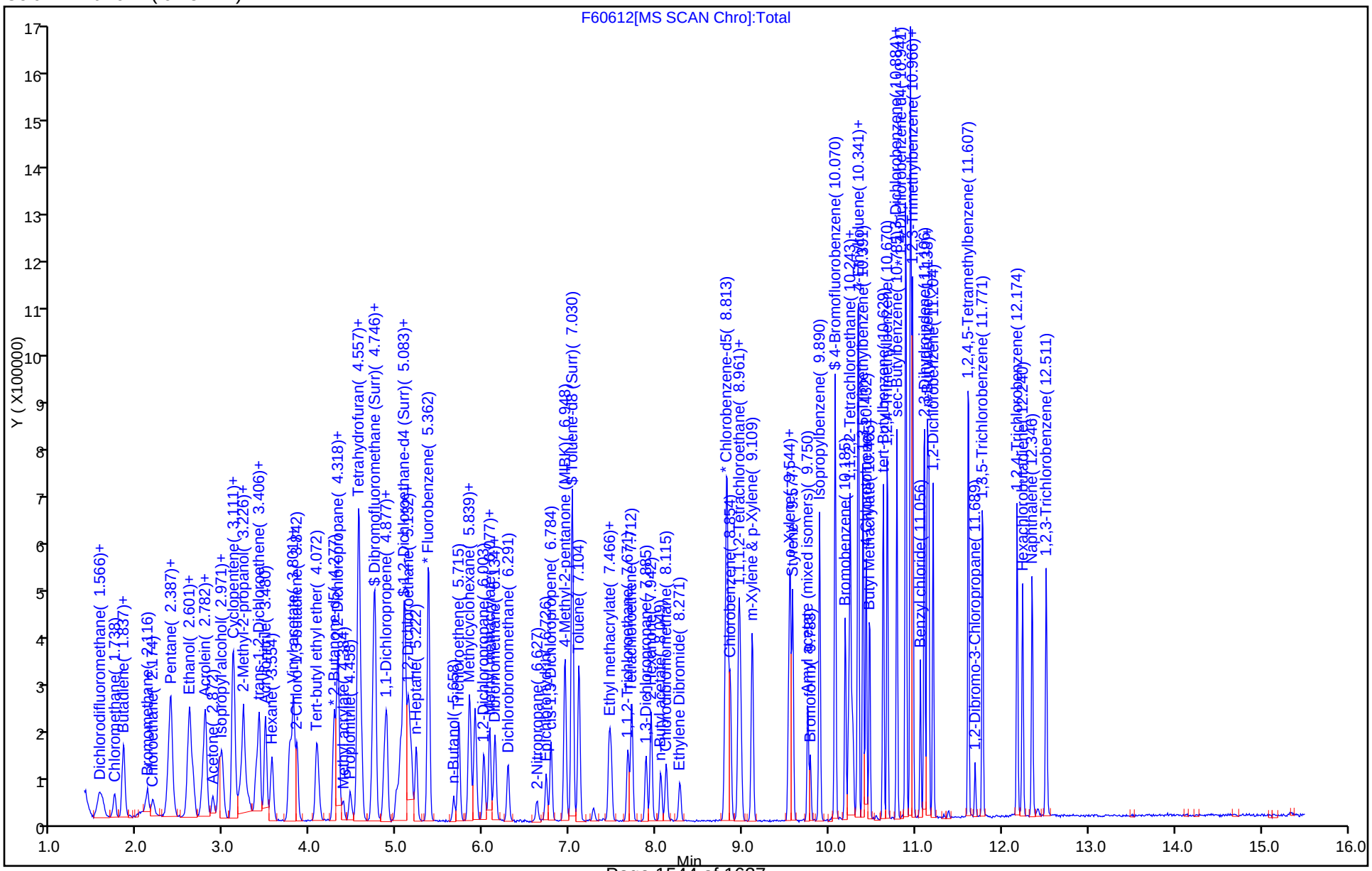

FORM I
GC/MS VOA ORGANICS ANALYSIS DATA SHEET

Lab Name: TestAmerica Edison | Job No.: 460-151079-1

SDG No.:

Client Sample ID: SW-4 MSD | Lab Sample ID: 460-151079-55 MSD

Matrix: Water | Lab File ID: F60658.D

Analysis Method: 8260C | Date Collected: 02/27/2018 13:20

Sample wt/vol: 5(mL) | Date Analyzed: 03/12/2018 11:11

Soil Aliquot Vol: | Dilution Factor: 10

Soil Extract Vol.: | GC Column: Rtx-624 ID: 0.25(mm)

% Moisture: | Level: (low/med) Low

Analysis Batch No.: 502852 | Units: ug/L

CAS NO.	COMPOUND NAME	RESULT	Q	RL	MDL
71-55-6	1,1,1-Trichloroethane	206		10	2.8
79-34-5	1,1,2,2-Tetrachloroethane	176		10	1.9
79-00-5	1,1,2-Trichloroethane	172		10	0.80
75-34-3	1,1-Dichloroethane	184		10	2.4
75-35-4	1,1-Dichloroethene	184		10	3.4
87-61-6	1,2,3-Trichlorobenzene	212		10	3.5
120-82-1	1,2,4-Trichlorobenzene	217		10	2.7
96-12-8	1,2-Dibromo-3-Chloropropane	166		10	2.3
106-93-4	1,2-Dibromoethane	180		10	1.9
95-50-1	1,2-Dichlorobenzene	208		10	2.2
107-06-2	1,2-Dichloroethane	191		10	2.5
78-87-5	1,2-Dichloropropane	178		10	1.8
541-73-1	1,3-Dichlorobenzene	220		10	3.3
106-46-7	1,4-Dichlorobenzene	214		10	3.3
123-91-1	1,4-Dioxane	4180		500	87
78-93-3	2-Butanone	1150		50	22
591-78-6	2-Hexanone	1100		50	7.2
108-10-1	4-Methyl-2-pentanone	1090		50	6.3
67-64-1	Acetone	944		50	11
71-43-2	Benzene	182		10	0.90
74-97-5	Bromochloromethane	212		10	3.0
75-27-4	Bromodichloromethane	182		10	1.5
75-25-2	Bromoform	190		10	1.8
74-83-9	Bromomethane	182		10	1.8
75-15-0	Carbon disulfide	167		10	2.2
56-23-5	Carbon tetrachloride	191		10	3.3
108-90-7	Chlorobenzene	198		10	2.4
75-00-3	Chloroethane	171		10	3.7
67-66-3	Chloroform	202		10	2.2
74-87-3	Chloromethane	177		10	2.2
156-59-2	cis-1,2-Dichloroethene	212		10	2.6
10061-01-5	cis-1,3-Dichloropropene	175		10	1.6
110-82-7	Cyclohexane	199		10	2.6
124-48-1	Dibromochloromethane	172		10	2.2
75-71-8	Dichlorodifluoromethane	216		10	1.4
100-41-4	Ethylbenzene	194		10	3.0

FORM I
GC/MS VOA ORGANICS ANALYSIS DATA SHEET

Lab Name: TestAmerica Edison | Job No.: 460-151079-1

SDG No.:

Client Sample ID: SW-4 MSD | Lab Sample ID: 460-151079-55 MSD

Matrix: Water | Lab File ID: F60658.D

Analysis Method: 8260C | Date Collected: 02/27/2018 13:20

Sample wt/vol: 5(mL) | Date Analyzed: 03/12/2018 11:11

Soil Aliquot Vol: | Dilution Factor: 10

Soil Extract Vol.: | GC Column: Rtx-624 ID: 0.25(mm)

% Moisture: | Level: (low/med) Low

Analysis Batch No.: 502852 | Units: ug/L

CAS NO.	COMPOUND NAME	RESULT	Q	RL	MDL
76-13-1	Freon TF	185		10	3.4
98-82-8	Isopropylbenzene	200		10	3.2
179601-23-1	m&p-Xylene	188		10	2.8
79-20-9	Methyl acetate	837		50	5.8
108-87-2	Methylcyclohexane	182		10	2.2
75-09-2	Methylene Chloride	185		10	2.1
1634-04-4	MTBE	185		10	1.3
95-47-6	o-Xylene	204		10	3.2
100-42-5	Styrene	198		10	1.7
127-18-4	Tetrachloroethene	213		10	1.2
108-88-3	Toluene	183		10	2.5
156-60-5	trans-1,2-Dichloroethene	188		10	1.8
10061-02-6	trans-1,3-Dichloropropene	174		10	1.9
79-01-6	Trichloroethene	190		10	2.2
75-69-4	Trichlorofluoromethane	229		10	1.5
75-01-4	Vinyl chloride	202		10	0.60

CAS NO.	SURROGATE	%REC	Q	LIMITS
17060-07-0	1,2-Dichloroethane-d4 (Surr)	94		70-130
460-00-4	Bromofluorobenzene	105		70-130
1868-53-7	Dibromofluoromethane (Surr)	106		70-130
2037-26-5	Toluene-d8 (Surr)	93		70-130

TestAmerica Edison
Target Compound Quantitation Report

Data File: \\ChromNA\Edison\ChromData\CVOAMS6\20180312-68646.b\F60658.D
Lims ID: 460-151079-B-55 MSD
Client ID:
Sample Type: MSD
Inject. Date: 12-Mar-2018 11:11:30 ALS Bottle#: 15 Worklist Smp#: 16
Purge Vol: 5.000 mL Dil. Factor: 10.0000
Sample Info: 460-151079-B-55 MSD
Misc. Info.: 460-0068646-016
Operator ID: Instrument ID: CVOAMS6

Method: \\ChromNA\Edison\ChromData\CVOAMS6\20180312-68646.b\8260624W6.m
Limit Group: VOA - 8260C DKQP Water and Solid
Last Update: 12-Mar-2018 16:37:30 Calib Date: 09-Mar-2018 04:49:30
Integrator: RTE ID Type: Deconvolution ID
Quant Method: Internal Standard Quant By: Initial Calibration
Last ICal File: \\ChromNA\Edison\ChromData\CVOAMS6\20180309-68530.b\F60575.D

Column 1 : Rtx-624 (0.25 mm) Det: MS SCAN
Process Host: XAWRK004

First Level Reviewer: starzecm Date: 12-Mar-2018 16:38:19

Compound	Sig	RT (min.)	Exp RT (min.)	Dlt RT (min.)	Q	Response	Cal Amt ug/l	OnCol Amt ug/l	Flags
1 Chlorotrifluoroethene	66	1.558	1.558	0.000	87	13295	20.0	16.4	
2 Dichlorodifluoromethane	85	1.599	1.582	0.017	98	109058	20.0	21.6	
3 Chloromethane	50	1.738	1.738	0.000	99	65079	20.0	17.7	
5 Butadiene	54	1.845	1.837	0.008	97	65422	20.0	21.1	
4 Vinyl chloride	62	1.845	1.837	0.008	89	72890	20.0	20.2	
6 Bromomethane	94	2.125	2.108	0.017	97	41692	20.0	18.2	
7 Chloroethane	64	2.190	2.174	0.016	97	31143	20.0	17.1	
8 Dichlorofluoromethane	67	2.371	2.363	0.008	97	100425	20.0	19.3	
9 Trichlorofluoromethane	101	2.379	2.363	0.016	84	114749	20.0	22.9	
10 Pentane	72	2.396	2.388	0.008	95	18412	40.0	45.2	
11 Ethanol	46	2.585	2.577	0.008	70	4824	800.0	367.5	
12 Ethyl ether	59	2.585	2.577	0.008	92	43605	20.0	16.5	
13 2-Methyl-1,3-butadiene	53	2.609	2.601	0.008	95	48408	20.0	16.3	
14 1,2-Dichloro-1,1,2-trifluo	117	2.651	2.634	0.017	85	67386	20.0	20.8	
15 Acrolein	56	2.766	2.749	0.017	42	11395	40.0	29.5	
16 1,1,2-Trichloro-1,2,2-trif	101	2.782	2.766	0.016	92	69986	20.0	18.5	
17 1,1-Dichloroethene	96	2.790	2.790	0.000	95	62069	20.0	18.4	
18 Acetone	43	2.881	2.872	0.009	92	63845	100.0	94.4	
19 Iodomethane	142	2.946	2.938	0.008	99	143857	20.0	21.0	
20 Isopropyl alcohol	45	2.700	2.955	-0.255	54	5148	200.0	35.3	
21 Carbon disulfide	76	2.987	2.971	0.016	100	180073	20.0	16.7	
22 3-Chloro-1-propene	41	3.111	3.094	0.017	84	97225	20.0	15.9	
24 Methyl acetate	43	3.111	3.102	0.009	97	165710	100.0	83.7	
23 Cyclopentene	67	3.127	3.119	0.008	91	132779	20.0	18.2	
25 Acetonitrile	41	3.111	3.168	-0.057	66	98990	200.0	268.2	
* 26 TBA-d9 (IS)	65	3.226	3.217	0.009	0	207860	1000.0	1000.0	
27 Methylene Chloride	84	3.234	3.226	0.008	87	65462	20.0	18.5	
28 2-Methyl-2-propanol	59	3.308	3.283	0.025	93	49696	200.0	188.9	
29 Methyl tert-butyl ether	73	3.382	3.374	0.008	95	167024	20.0	18.5	
30 trans-1,2-Dichloroethene	96	3.415	3.406	0.009	92	63665	20.0	18.8	
31 Acrylonitrile	53	3.489	3.480	0.009	94	172533	200.0	173.7	

Compound	Sig	RT (min.)	Exp RT (min.)	Dlt RT (min.)	Q	Response	Cal Amt ug/l	OnCol Amt ug/l	Flags
32 Hexane	43	3.563	3.546	0.017	90	41419	20.0	15.9	
35 Vinyl acetate	86	3.563	3.554	0.009	61	14381	40.0	24.1	
33 Isopropyl ether	45	3.768	3.760	0.008	88	158341	20.0	16.2	
34 1,1-Dichloroethane	63	3.809	3.801	0.008	99	99914	20.0	18.4	
36 2-Chloro-1,3-butadiene	88	3.850	3.842	0.008	94	55155	20.0	18.9	
37 Tert-butyl ethyl ether	59	4.080	4.072	0.008	91	173728	20.0	18.2	
* 38 2-Butanone-d5	46	4.277	4.269	0.008	0	174560	250.0	250.0	
39 2,2-Dichloropropane	97	4.310	4.302	0.008	75	24409	20.0	20.4	
40 cis-1,2-Dichloroethene	96	4.319	4.310	0.009	98	74710	20.0	21.2	
42 Ethyl acetate	70	4.335	4.319	0.016	90	9641	40.0	41.3	
41 2-Butanone (MEK)	72	4.327	4.327	0.000	96	25938	100.0	114.7	
43 Methyl acrylate	55	4.384	4.376	0.008	97	35055	20.0	14.7	
44 Propionitrile	54	4.466	4.458	0.008	97	62641	200.0	201.2	
46 Tetrahydrofuran	72	4.549	4.532	0.017	51	13173	40.0	51.7	
45 Chlorobromomethane	128	4.549	4.540	0.009	70	40081	20.0	21.2	
47 Methacrylonitrile	67	4.565	4.557	0.008	91	182589	200.0	188.9	
48 Chloroform	83	4.598	4.590	0.008	99	110830	20.0	20.2	
49 Cyclohexane	84	4.721	4.721	0.000	89	94377	20.0	19.9	
50 1,1,1-Trichloroethane	97	4.746	4.738	0.008	96	109895	20.0	20.6	
$ 51 Dibromofluoromethane (Surr	113	4.754	4.746	0.008	98	145707	50.0	53.2	
52 Carbon tetrachloride	117	4.861	4.853	0.008	97	97678	20.0	19.1	
53 1,1-Dichloropropene	75	4.886	4.877	0.009	93	74798	20.0	18.9	
54 Isobutyl alcohol	43	5.001	4.992	0.009	90	40568	500.0	460.6	
55 Benzene	78	5.083	5.083	0.000	97	209642	20.0	18.2	
$ 56 1,2-Dichloroethane-d4 (Sur	65	5.099	5.091	0.008	0	136586	50.0	46.9	
57 Isopropyl acetate	43	5.132	5.124	0.008	85	143830	20.0	17.4	
58 Tert-amyl methyl ether	73	5.140	5.140	0.000	90	183745	20.0	18.6	
59 1,2-Dichloroethane	62	5.173	5.165	0.008	96	76803	20.0	19.1	
60 n-Heptane	57	5.222	5.222	0.000	86	32741	20.0	16.3	
* 61 Fluorobenzene	96	5.370	5.362	0.008	99	472814	50.0	50.0	
62 n-Butanol	56	5.658	5.658	0.000	90	27377	500.0	438.7	
63 Trichloroethene	95	5.715	5.715	0.000	95	60440	20.0	19.0	
65 Ethyl acrylate	55	5.839	5.830	0.009	97	121970	20.0	17.9	
64 Methylcyclohexane	83	5.847	5.839	0.008	90	99523	20.0	18.2	
66 1,2-Dichloropropane	63	6.003	6.003	0.000	85	49182	20.0	17.8	
* 67 1,4-Dioxane-d8	96	6.069	6.052	0.017	0	21229	1000.0	1000.0	
68 Methyl methacrylate	100	6.077	6.069	0.008	83	26976	40.0	36.7	
69 1,4-Dioxane	88	6.118	6.118	0.000	30	10787	400.0	417.8	
70 n-Propyl acetate	43	6.126	6.126	0.000	98	53369	20.0	16.9	
71 Dibromomethane	93	6.143	6.134	0.009	88	36476	20.0	19.8	
72 Dichlorobromomethane	83	6.282	6.282	0.000	98	69661	20.0	18.2	
73 2-Nitropropane	41	6.611	6.619	-0.008	99	22400	40.0	30.2	
74 2-Chloroethyl vinyl ether	63	6.619	6.619	0.000	39	881	20.0	0.6690	
75 Epichlorohydrin	57	6.734	6.726	0.008	99	75209	400.0	459.7	
76 cis-1,3-Dichloropropene	75	6.784	6.775	0.009	93	81266	20.0	17.5	
77 4-Methyl-2-pentanone (MIBK	43	6.948	6.940	0.008	96	205623	100.0	109.3	
$ 78 Toluene-d8 (Surr)	98	7.030	7.022	0.008	100	447264	50.0	46.3	
79 Toluene	91	7.104	7.104	0.000	94	229869	20.0	18.3	
80 trans-1,3-Dichloropropene	75	7.457	7.449	0.008	98	73501	20.0	17.4	
81 Ethyl methacrylate	69	7.482	7.474	0.008	89	59573	20.0	17.6	
82 1,1,2-Trichloroethane	83	7.663	7.671	-0.008	94	38984	20.0	17.2	
83 Tetrachloroethene	166	7.720	7.712	0.008	95	83485	20.0	21.3	

Compound	Sig	RT (min.)	Exp RT (min.)	Dlt RT (min.)	Q	Response	Cal Amt ug/l	OnCol Amt ug/l	Flags
84 1,3-Dichloropropane	76	7.885	7.876	0.009	91	74553	20.0	17.8	
85 2-Hexanone	43	7.942	7.934	0.008	96	134275	100.0	109.8	
86 n-Butyl acetate	43	8.049	8.049	0.000	98	66126	20.0	15.2	
87 Chlorodibromomethane	129	8.115	8.115	0.000	97	61652	20.0	17.2	
88 Ethylene Dibromide	107	8.271	8.271	0.000	98	51131	20.0	18.0	
* 89 Chlorobenzene-d5	117	8.821	8.813	0.008	84	398108	50.0	50.0	
90 Chlorobenzene	112	8.854	8.854	0.000	98	175785	20.0	19.8	
91 Ethylbenzene	106	8.953	8.953	0.000	98	93031	20.0	19.4	
92 1,1,1,2-Tetrachloroethane	131	8.978	8.969	0.009	92	70412	20.0	19.8	
93 m-Xylene & p-Xylene	106	9.109	9.109	0.000	0	114327	20.0	18.8	
94 n-Butyl acrylate	73	9.528	9.528	0.000	98	40518	20.0	18.2	
95 o-Xylene	106	9.545	9.544	0.000	95	122659	20.0	20.4	
96 Styrene	104	9.577	9.577	0.000	97	194633	20.0	19.8	
97 Amyl acetate (mixed isomer	43	9.750	9.750	0.000	92	95582	20.0	15.7	
98 Bromoform	173	9.783	9.783	0.000	98	46059	20.0	19.0	
99 Isopropylbenzene	105	9.890	9.890	0.000	95	321688	20.0	20.0	
$ 100 4-Bromofluorobenzene	174	10.070	10.070	0.000	96	201509	50.0	52.5	
101 Bromobenzene	156	10.185	10.185	0.000	82	97194	20.0	20.5	
102 1,1,2,2-Tetrachloroethane	83	10.227	10.218	0.009	96	62909	20.0	17.6	
103 N-Propylbenzene	91	10.243	10.243	0.000	99	343554	20.0	19.1	
104 1,2,3-Trichloropropane	110	10.268	10.259	0.009	94	22161	20.0	19.5	
105 trans-1,4-Dichloro-2-buten	53	10.276	10.276	0.000	90	18364	20.0	16.8	
106 2-Chlorotoluene	91	10.333	10.333	0.000	97	240852	20.0	19.3	
107 4-Ethyltoluene	105	10.342	10.333	0.009	97	308555	20.0	19.7	
108 1,3,5-Trimethylbenzene	105	10.391	10.391	0.000	94	267906	20.0	18.5	
109 4-Chlorotoluene	91	10.424	10.424	0.000	96	215323	20.0	18.4	
110 Butyl Methacrylate	87	10.465	10.465	0.000	93	85905	20.0	18.4	
111 tert-Butylbenzene	119	10.629	10.621	0.008	95	238801	20.0	19.6	
112 1,2,4-Trimethylbenzene	105	10.670	10.670	0.000	97	289042	20.0	19.5	
113 sec-Butylbenzene	105	10.785	10.785	0.000	98	338702	20.0	19.3	
114 4-Isopropyltoluene	119	10.884	10.884	0.000	97	324464	20.0	20.8	
115 1,3-Dichlorobenzene	146	10.892	10.892	0.000	98	186480	20.0	22.0	
* 116 1,4-Dichlorobenzene-d4	152	10.941	10.941	0.000	92	271496	50.0	50.0	
117 1,4-Dichlorobenzene	146	10.958	10.958	0.000	96	187027	20.0	21.4	
132 1,2,3-Trimethylbenzene	105	10.974	10.966	0.008	98	295836	NC	NC	
118 Benzyl chloride	91	11.056	11.056	0.000	99	143739	20.0	16.2	
119 2,3-Dihydroindene	117	11.106	11.097	0.009	94	309278	20.0	19.9	
120 p-Diethylbenzene	119	11.139	11.130	0.009	94	182532	20.0	19.5	
121 n-Butylbenzene	92	11.155	11.147	0.008	97	141551	20.0	19.1	
122 1,2-Dichlorobenzene	146	11.213	11.204	0.009	99	186425	20.0	20.8	
123 1,2,4,5-Tetramethylbenzene	119	11.623	11.615	0.008	98	335658	20.0	20.0	
124 1,2-Dibromo-3-Chloropropan	75	11.697	11.689	0.008	92	14574	20.0	16.6	
125 1,3,5-Trichlorobenzene	180	11.788	11.771	0.017	97	160430	20.0	21.7	
126 1,2,4-Trichlorobenzene	180	12.190	12.174	0.016	94	148535	20.0	21.7	
127 Hexachlorobutadiene	225	12.256	12.240	0.016	96	75153	20.0	22.7	
128 Naphthalene	128	12.363	12.346	0.017	99	298344	20.0	20.3	
129 1,2,3-Trichlorobenzene	180	12.527	12.511	0.016	95	131241	20.0	21.2	
S 130 1,2-Dichloroethene, Total	100				0		40.0	39.9	
S 131 Xylenes, Total	100				0		40.0	39.2	

QC Flag Legend

Processing Flags

NC - Not Calibrated

Reagents:

GASES Li_00250	Amount Added:	20.00	Units: uL	
8260MIX1COMB_00074	Amount Added:	20.00	Units: uL	
ACROLEIN W_00074	Amount Added:	4.00	Units: uL	
VOA6IS/SURR_00009	Amount Added:	5.00	Units: uL	Run Reagent

Report Date: 12-Mar-2018 16:38:21 Chrom Revision: 2.2 08-Feb-2018 13:38:42

TestAmerica Edison

Data File: \\ChromNA\Edison\ChromData\CVOAMS6\20180312-68646.b\F60658.D

Injection Date: 12-Mar-2018 11:11:30 Instrument ID: CVOAMS6 Operator ID:

Lims ID: 460-151079-B-55 MSD Worklist Smp#: 16

Client ID:

Purge Vol: 5.000 mL Dil. Factor: 10.0000 ALS Bottle#: 15

Method: 8260624W6 Limit Group: VOA - 8260C DKQP Water and Solid

Column: Rtx-624 (0.25 mm)

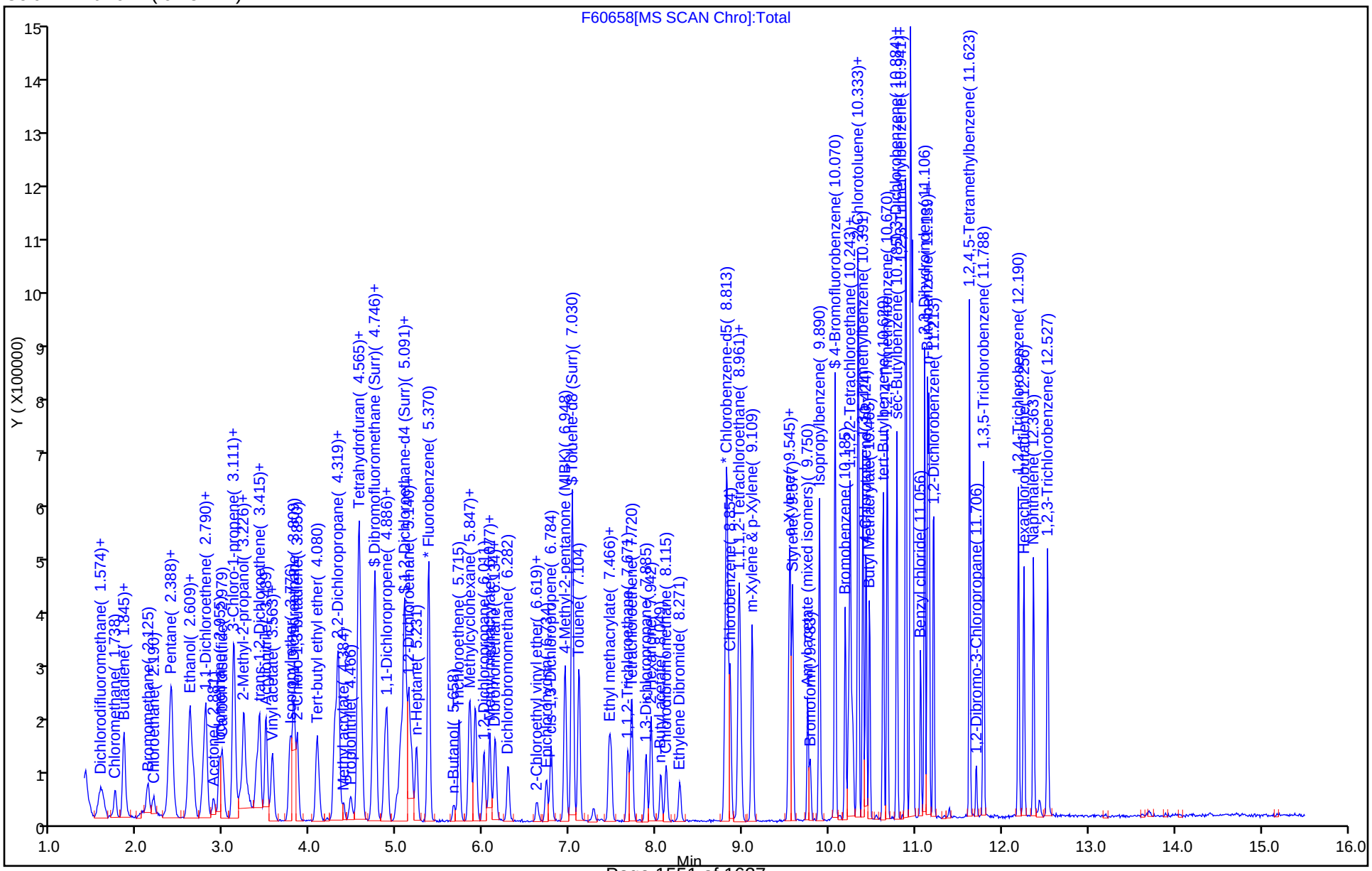

GC/MS VOA ANALYSIS RUN LOG

Lab Name: TestAmerica Edison Job No.: 460-151079-1

SDG No.:

Instrument ID: CVOAMS5 Start Date: 03/06/2018 04:58

Analysis Batch Number: 501566 End Date: 03/06/2018 14:29

LAB SAMPLE ID	CLIENT SAMPLE ID	DATE ANALYZED	DILUTION FACTOR	LAB FILE ID	COLUMN ID
BFB 460-501566/1		03/06/2018 04:58	1	E81970.D	Rtx-VMS 0.18(mm)
STD8 460-501566/2 IC		03/06/2018 05:27	1	E81971.D	Rtx-VMS 0.18(mm)
STD1 460-501566/4 IC		03/06/2018 06:20	1	E81973.D	Rtx-VMS 0.18(mm)
STD5 460-501566/5 IC		03/06/2018 06:47	1	E81974.D	Rtx-VMS 0.18(mm)
STD20 460-501566/6 ICIS		03/06/2018 07:13	1	E81975.D	Rtx-VMS 0.18(mm)
STD50 460-501566/7 IC		03/06/2018 07:40	1	E81976.D	Rtx-VMS 0.18(mm)
STD200 460-501566/8 IC		03/06/2018 08:07	1	E81977.D	Rtx-VMS 0.18(mm)
STD500 460-501566/9 IC		03/06/2018 08:33	1	E81978.D	Rtx-VMS 0.18(mm)
ICV 460-501566/14		03/06/2018 11:54	1		Rtx-VMS 0.18(mm)
ZZZZZ		03/06/2018 14:02	1		Rtx-VMS 0.18(mm)
ZZZZZ		03/06/2018 14:29	1		Rtx-VMS 0.18(mm)

GC/MS VOA ANALYSIS RUN LOG

Lab Name: TestAmerica Edison Job No.: 460-151079-1

SDG No.:

Instrument ID: CVOAMS5 Start Date: 03/07/2018 08:32

Analysis Batch Number: 501928 End Date: 03/07/2018 21:21

LAB SAMPLE ID	CLIENT SAMPLE ID	DATE ANALYZED	DILUTION FACTOR	LAB FILE ID	COLUMN ID
BFB 460-501928/1		03/07/2018 08:32	1	E82020.D	Rtx-VMS 0.18(mm)
CCVIS 460-501928/3		03/07/2018 09:37	1	E82022.D	Rtx-VMS 0.18(mm)
LCS 460-501928/4		03/07/2018 10:03	1	E82023.D	Rtx-VMS 0.18(mm)
LCSD 460-501928/7		03/07/2018 11:34	1	E82026.D	Rtx-VMS 0.18(mm)
MB 460-501928/9		03/07/2018 12:28	1	E82028.D	Rtx-VMS 0.18(mm)
ZZZZZ		03/07/2018 13:21	1		Rtx-VMS 0.18(mm)
ZZZZZ		03/07/2018 13:48	1		Rtx-VMS 0.18(mm)
460-151079-1		03/07/2018 14:14	1	E82032.D	Rtx-VMS 0.18(mm)
460-151079-2		03/07/2018 14:41	1	E82033.D	Rtx-VMS 0.18(mm)
460-151079-3		03/07/2018 15:08	1	E82034.D	Rtx-VMS 0.18(mm)
460-151079-4		03/07/2018 15:34	1	E82035.D	Rtx-VMS 0.18(mm)
ZZZZZ		03/07/2018 16:01	1		Rtx-VMS 0.18(mm)
460-151079-6		03/07/2018 16:28	1	E82037.D	Rtx-VMS 0.18(mm)
460-151079-7		03/07/2018 16:54	1	E82038.D	Rtx-VMS 0.18(mm)
460-151079-8		03/07/2018 17:21	1	E82039.D	Rtx-VMS 0.18(mm)
460-151079-9		03/07/2018 17:48	1	E82040.D	Rtx-VMS 0.18(mm)
460-151079-10		03/07/2018 18:14	1	E82041.D	Rtx-VMS 0.18(mm)
460-151079-11		03/07/2018 18:41	1	E82042.D	Rtx-VMS 0.18(mm)
460-151079-12		03/07/2018 19:08	1	E82043.D	Rtx-VMS 0.18(mm)
460-151079-13		03/07/2018 19:34	1	E82044.D	Rtx-VMS 0.18(mm)
460-151079-14		03/07/2018 20:01	1	E82045.D	Rtx-VMS 0.18(mm)
460-151079-15		03/07/2018 20:27	1	E82046.D	Rtx-VMS 0.18(mm)
ZZZZZ		03/07/2018 20:54	5		Rtx-VMS 0.18(mm)
ZZZZZ		03/07/2018 21:21	5		Rtx-VMS 0.18(mm)

GC/MS VOA ANALYSIS RUN LOG

Lab Name: TestAmerica Edison Job No.: 460-151079-1

SDG No.:

Instrument ID: CVOAMS6 Start Date: 03/09/2018 01:54

Analysis Batch Number: 502316 End Date: 03/09/2018 07:09

LAB SAMPLE ID	CLIENT SAMPLE ID	DATE ANALYZED	DILUTION FACTOR	LAB FILE ID	COLUMN ID
BFB 460-502316/1		03/09/2018 01:54	1	F60567.D	Rtx-624 0.25(mm)
STD7 460-502316/3 IC		03/09/2018 02:28	1	F60569.D	Rtx-624 0.25(mm)
STD1 460-502316/4 IC		03/09/2018 02:51	1	F60570.D	Rtx-624 0.25(mm)
STD5 460-502316/5 IC		03/09/2018 03:15	1	F60571.D	Rtx-624 0.25(mm)
STD20 460-502316/6 ICIS		03/09/2018 03:38	1	F60572.D	Rtx-624 0.25(mm)
STD50 460-502316/7 IC		03/09/2018 04:02	1	F60573.D	Rtx-624 0.25(mm)
STD200 460-502316/8 IC		03/09/2018 04:25	1	F60574.D	Rtx-624 0.25(mm)
STD500 460-502316/9 IC		03/09/2018 04:49	1	F60575.D	Rtx-624 0.25(mm)
ICV 460-502316/15		03/09/2018 07:09	1		Rtx-624 0.25(mm)

GC/MS VOA ANALYSIS RUN LOG

Lab Name: TestAmerica Edison Job No.: 460-151079-1

SDG No.:

Instrument ID: CVOAMS6 Start Date: 03/09/2018 09:29

Analysis Batch Number: 502418 End Date: 03/09/2018 21:27

LAB SAMPLE ID	CLIENT SAMPLE ID	DATE ANALYZED	DILUTION FACTOR	LAB FILE ID	COLUMN ID
BFB 460-502418/1		03/09/2018 09:29	1	F60583.D	Rtx-624 0.25(mm)
CCVIS 460-502418/3		03/09/2018 10:14	1	F60585.D	Rtx-624 0.25(mm)
LCS 460-502418/4		03/09/2018 10:38	1	F60586.D	Rtx-624 0.25(mm)
ZZZZZ		03/09/2018 11:02	1		Rtx-624 0.25(mm)
MB 460-502418/8		03/09/2018 12:12	1	F60590.D	Rtx-624 0.25(mm)
460-151079-16		03/09/2018 12:36	1	F60591.D	Rtx-624 0.25(mm)
460-151079-17		03/09/2018 12:59	1	F60592.D	Rtx-624 0.25(mm)
460-151079-18		03/09/2018 13:23	1	F60593.D	Rtx-624 0.25(mm)
460-151079-19		03/09/2018 13:46	1	F60594.D	Rtx-624 0.25(mm)
460-151079-20		03/09/2018 14:10	1	F60595.D	Rtx-624 0.25(mm)
460-151079-21		03/09/2018 14:34	1	F60596.D	Rtx-624 0.25(mm)
460-151079-22		03/09/2018 14:57	1	F60597.D	Rtx-624 0.25(mm)
460-151079-26		03/09/2018 17:07	1	F60601.D	Rtx-624 0.25(mm)
460-151079-27		03/09/2018 17:31	1	F60602.D	Rtx-624 0.25(mm)
460-151079-28		03/09/2018 17:55	1	F60603.D	Rtx-624 0.25(mm)
460-151079-29		03/09/2018 18:18	1	F60604.D	Rtx-624 0.25(mm)
460-151079-30		03/09/2018 18:42	1	F60605.D	Rtx-624 0.25(mm)
460-151079-31		03/09/2018 19:05	1	F60606.D	Rtx-624 0.25(mm)
460-151079-32		03/09/2018 19:29	1	F60607.D	Rtx-624 0.25(mm)
460-151079-33		03/09/2018 19:53	1	F60608.D	Rtx-624 0.25(mm)
460-151079-34		03/09/2018 20:16	1	F60609.D	Rtx-624 0.25(mm)
460-151079-35		03/09/2018 20:40	1	F60610.D	Rtx-624 0.25(mm)
460-151079-16 MS		03/09/2018 21:03	10	F60611.D	Rtx-624 0.25(mm)
460-151079-16 MSD		03/09/2018 21:27	10	F60612.D	Rtx-624 0.25(mm)

GC/MS VOA ANALYSIS RUN LOG

Lab Name: TestAmerica Edison Job No.: 460-151079-1

SDG No.:

Instrument ID: CVOAMS6 Start Date: 03/09/2018 22:18

Analysis Batch Number: 502566 End Date: 03/10/2018 08:55

LAB SAMPLE ID	CLIENT SAMPLE ID	DATE ANALYZED	DILUTION FACTOR	LAB FILE ID	COLUMN ID
BFB 460-502566/1		03/09/2018 22:18	1	F60614.D	Rtx-624 0.25(mm)
CCVIS 460-502566/3		03/09/2018 23:05	1	F60616.D	Rtx-624 0.25(mm)
LCS 460-502566/4		03/09/2018 23:33	1	F60617.D	Rtx-624 0.25(mm)
LCSD 460-502566/5		03/09/2018 23:57	1	F60618.D	Rtx-624 0.25(mm)
MB 460-502566/8		03/10/2018 01:07	1	F60621.D	Rtx-624 0.25(mm)
460-151079-23		03/10/2018 01:30	1	F60622.D	Rtx-624 0.25(mm)
460-151079-24		03/10/2018 01:54	1	F60623.D	Rtx-624 0.25(mm)
460-151079-25		03/10/2018 02:17	1	F60624.D	Rtx-624 0.25(mm)
460-151079-36		03/10/2018 02:41	1	F60625.D	Rtx-624 0.25(mm)
460-151079-37		03/10/2018 03:04	1	F60626.D	Rtx-624 0.25(mm)
460-151079-38		03/10/2018 03:27	1	F60627.D	Rtx-624 0.25(mm)
460-151079-39		03/10/2018 03:51	1	F60628.D	Rtx-624 0.25(mm)
460-151079-40		03/10/2018 04:14	1	F60629.D	Rtx-624 0.25(mm)
460-151079-41		03/10/2018 04:38	1	F60630.D	Rtx-624 0.25(mm)
460-151079-42		03/10/2018 05:01	1	F60631.D	Rtx-624 0.25(mm)
460-151079-43		03/10/2018 05:25	1	F60632.D	Rtx-624 0.25(mm)
460-151079-44		03/10/2018 05:48	1	F60633.D	Rtx-624 0.25(mm)
460-151079-45		03/10/2018 06:12	1	F60634.D	Rtx-624 0.25(mm)
460-151079-46		03/10/2018 06:35	1	F60635.D	Rtx-624 0.25(mm)
460-151079-47		03/10/2018 06:58	1	F60636.D	Rtx-624 0.25(mm)
460-151079-48		03/10/2018 07:22	1	F60637.D	Rtx-624 0.25(mm)
460-151079-49		03/10/2018 07:45	1	F60638.D	Rtx-624 0.25(mm)
460-151079-50		03/10/2018 08:08	1	F60639.D	Rtx-624 0.25(mm)
460-151079-51		03/10/2018 08:32	1	F60640.D	Rtx-624 0.25(mm)
460-151079-52		03/10/2018 08:55	1	F60641.D	Rtx-624 0.25(mm)

GC/MS VOA ANALYSIS RUN LOG

Lab Name: TestAmerica Edison Job No.: 460-151079-1

SDG No.:

Instrument ID: CVOAMS6 Start Date: 03/12/2018 05:20

Analysis Batch Number: 502852 End Date: 03/12/2018 17:02

LAB SAMPLE ID	CLIENT SAMPLE ID	DATE ANALYZED	DILUTION FACTOR	LAB FILE ID	COLUMN ID
BFB 460-502852/1		03/12/2018 05:20	1	F60643.D	Rtx-624 0.25(mm)
CCVIS 460-502852/3		03/12/2018 06:06	1	F60645.D	Rtx-624 0.25(mm)
LCS 460-502852/4		03/12/2018 06:30	1	F60646.D	Rtx-624 0.25(mm)
MB 460-502852/8		03/12/2018 08:03	1	F60650.D	Rtx-624 0.25(mm)
460-151079-59		03/12/2018 08:27	1	F60651.D	Rtx-624 0.25(mm)
460-151079-60		03/12/2018 08:50	1	F60652.D	Rtx-624 0.25(mm)
460-151079-62		03/12/2018 09:14	1	F60653.D	Rtx-624 0.25(mm)
460-151079-53		03/12/2018 09:38	1	F60654.D	Rtx-624 0.25(mm)
460-151079-54		03/12/2018 10:01	1	F60655.D	Rtx-624 0.25(mm)
460-151079-55		03/12/2018 10:25	1	F60656.D	Rtx-624 0.25(mm)
460-151079-55 MS		03/12/2018 10:48	10	F60657.D	Rtx-624 0.25(mm)
460-151079-55 MSD		03/12/2018 11:11	10	F60658.D	Rtx-624 0.25(mm)
ZZZZZ		03/12/2018 12:22	1		Rtx-624 0.25(mm)
ZZZZZ		03/12/2018 12:45	1		Rtx-624 0.25(mm)
460-151079-5		03/12/2018 13:08	1	F60663.D	Rtx-624 0.25(mm)
ZZZZZ		03/12/2018 13:32	1		Rtx-624 0.25(mm)
ZZZZZ		03/12/2018 13:55	1		Rtx-624 0.25(mm)
ZZZZZ		03/12/2018 14:18	1		Rtx-624 0.25(mm)
ZZZZZ		03/12/2018 14:42	1		Rtx-624 0.25(mm)
ZZZZZ		03/12/2018 15:05	1		Rtx-624 0.25(mm)
ZZZZZ		03/12/2018 15:28	1		Rtx-624 0.25(mm)
ZZZZZ		03/12/2018 15:52	1		Rtx-624 0.25(mm)
ZZZZZ		03/12/2018 16:15	1		Rtx-624 0.25(mm)
ZZZZZ		03/12/2018 16:39	1		Rtx-624 0.25(mm)
ZZZZZ		03/12/2018 17:02	1		Rtx-624 0.25(mm)

GC/MS VOA BATCH WORKSHEET

Lab Name: TestAmerica Edison Job No.: 460-151079-1

SDG No.:

Batch Number: 501928 Batch Start Date: 03/07/18 08:32 Batch Analyst: Tupayachi, Audberto

Batch Method: 8260C Batch End Date:

Lab Sample ID	Client Sample ID	Method Chain	Basis	InitialAmount	FinalAmount	8260ISNEW 00119	8260MIX1COMB 00074	8260SURR250 00169	ACROLEIN W 00074
BFB 460-501928/1		8260C		5 mL	5 mL				
CCVIS 460-501928/3		8260C		5 mL	5 mL	1 uL	20 uL	1 uL	4 uL
LCS 460-501928/4		8260C		5 mL	5 mL	1 uL	20 uL	1 uL	4 uL
LCSD 460-501928/7		8260C		5 mL	5 mL	1 uL	20 uL	1 uL	4 uL
MB 460-501928/9		8260C		5 mL	5 mL	1 uL		1 uL	
460-151079-A-1	MW-1S-A	8260C	T	5 mL	5 mL	1 uL		1 uL	
460-151079-A-2	MW-1S-B	8260C	T	5 mL	5 mL	1 uL		1 uL	
460-151079-A-3	MW-1I	8260C	T	5 mL	5 mL	1 uL		1 uL	
460-151079-A-4	MW-2D	8260C	T	5 mL	5 mL	1 uL		1 uL	
460-151079-A-6	MW-3D	8260C	T	5 mL	5 mL	1 uL		1 uL	
460-151079-A-7	MW-501S	8260C	T	5 mL	5 mL	1 uL		1 uL	
460-151079-A-8	MW-501I	8260C	T	5 mL	5 mL	1 uL		1 uL	
460-151079-A-9	MW-502S	8260C	T	5 mL	5 mL	1 uL		1 uL	
460-151079-A-10	MW-502I	8260C	T	5 mL	5 mL	1 uL		1 uL	
460-151079-A-11	MW-503S	8260C	T	5 mL	5 mL	1 uL		1 uL	
460-151079-A-12	MW-503I	8260C	T	5 mL	5 mL	1 uL		1 uL	
460-151079-A-13	MW-505S	8260C	T	5 mL	5 mL	1 uL		1 uL	
460-151079-A-14	MW-505I	8260C	T	5 mL	5 mL	1 uL		1 uL	
460-151079-A-15	MW-506S	8260C	T	5 mL	5 mL	1 uL		1 uL	

Lab Sample ID	Client Sample ID	Method Chain	Basis	BFB 00016	GASES Li 00250				
BFB 460-501928/1		8260C		1 uL					
CCVIS 460-501928/3		8260C			20 uL				
LCS 460-501928/4		8260C			20 uL				
LCSD 460-501928/7		8260C			20 uL				
MB 460-501928/9		8260C							

The pound sign (#) in the amount added field denotes that the reagent was used undiluted. All calculations are performed using the stated concentration for this reagent.

GC/MS VOA BATCH WORKSHEET

Lab Name: TestAmerica Edison Job No.: 460-151079-1

SDG No.:

Batch Number: 501928 Batch Start Date: 03/07/18 08:32 Batch Analyst: Tupayachi, Audberto

Batch Method: 8260C Batch End Date:

Lab Sample ID	Client Sample ID	Method Chain	Basis	BFB 00016	GASES Li 00250				
460-151079-A-1	MW-1S-A	8260C	T						
460-151079-A-2	MW-1S-B	8260C	T						
460-151079-A-3	MW-1I	8260C	T						
460-151079-A-4	MW-2D	8260C	T						
460-151079-A-6	MW-3D	8260C	T						
460-151079-A-7	MW-501S	8260C	T						
460-151079-A-8	MW-501I	8260C	T						
460-151079-A-9	MW-502S	8260C	T						
460-151079-A-10	MW-502I	8260C	T						
460-151079-A-11	MW-503S	8260C	T						
460-151079-A-12	MW-503I	8260C	T						
460-151079-A-13	MW-505S	8260C	T						
460-151079-A-14	MW-505I	8260C	T						
460-151079-A-15	MW-506S	8260C	T						

Batch Notes	

Basis	Basis Description
T	Total/NA

The pound sign (#) in the amount added field denotes that the reagent was used undiluted. All calculations are performed using the stated concentration for this reagent.

GC/MS VOA BATCH WORKSHEET

Lab Name: TestAmerica Edison Job No.: 460-151079-1

SDG No.:

Batch Number: 502418 Batch Start Date: 03/09/18 09:29 Batch Analyst: Moroney, Christopher J

Batch Method: 8260C Batch End Date:

Lab Sample ID	Client Sample ID	Method Chain	Basis	InitialAmount	FinalAmount	8260MIX1COMB 00074	ACROLEIN W 00074	BFB 00016	GASES Li 00250
BFB 460-502418/1		8260C		5 mL	5 mL			1 uL	
CCVIS 460-502418/3		8260C		5 mL	5 mL	20 uL	4 uL		20 uL
LCS 460-502418/4		8260C		5 mL	5 mL	20 uL	4 uL		20 uL
MB 460-502418/8		8260C		5 mL	5 mL				
460-151079-A-16	MW-506I	8260C	T	5 mL	5 mL				
460-151079-A-17	MW-507S	8260C	T	5 mL	5 mL				
460-151079-A-18	MW-507I	8260C	T	5 mL	5 mL				
460-151079-A-19	MW-508S	8260C	T	5 mL	5 mL				
460-151079-A-20	MW-508D	8260C	T	5 mL	5 mL				
460-151079-A-21	MW-532S	8260C	T	5 mL	5 mL				
460-151079-A-22	MW-532D	8260C	T	5 mL	5 mL				
460-151079-A-26	MW-545S	8260C	T	5 mL	5 mL				
460-151079-A-27	MW-545I	8260C	T	5 mL	5 mL				
460-151079-A-28	MW-545D	8260C	T	5 mL	5 mL				
460-151079-A-29	MW-546S	8260C	T	5 mL	5 mL				
460-151079-A-30	MW-546I	8260C	T	5 mL	5 mL				
460-151079-A-31	MW-546D	8260C	T	5 mL	5 mL				
460-151079-A-32	MW-547S	8260C	T	5 mL	5 mL				
460-151079-A-33	MW-547I	8260C	T	5 mL	5 mL				
460-151079-A-34	MW-547D	8260C	T	5 mL	5 mL				
460-151079-A-35	MW-549S	8260C	T	5 mL	5 mL				
460-151079-B-16 MS	MW-506I	8260C	T	5 mL	5 mL	20 uL	4 uL		20 uL
460-151079-B-16 MSD	MW-506I	8260C	T	5 mL	5 mL	20 uL	4 uL		20 uL

Lab Sample ID	Client Sample ID	Method Chain	Basis	VOA6IS/SURR 00009					
BFB 460-502418/1		8260C							

The pound sign (#) in the amount added field denotes that the reagent was used undiluted. All calculations are performed using the stated concentration for this reagent.

GC/MS VOA BATCH WORKSHEET

Lab Name: TestAmerica Edison Job No.: 460-151079-1

SDG No.:

Batch Number: 502418 Batch Start Date: 03/09/18 09:29 Batch Analyst: Moroney, Christopher J

Batch Method: 8260C Batch End Date:

Lab Sample ID	Client Sample ID	Method Chain	Basis	VOA6IS/SURR 00009					
CCVIS 460-502418/3		8260C		5 uL					
LCS 460-502418/4		8260C		5 uL					
MB 460-502418/8		8260C		5 uL					
460-151079-A-16	MW-506I	8260C	T	5 uL					
460-151079-A-17	MW-507S	8260C	T	5 uL					
460-151079-A-18	MW-507I	8260C	T	5 uL					
460-151079-A-19	MW-508S	8260C	T	5 uL					
460-151079-A-20	MW-508D	8260C	T	5 uL					
460-151079-A-21	MW-532S	8260C	T	5 uL					
460-151079-A-22	MW-532D	8260C	T	5 uL					
460-151079-A-26	MW-545S	8260C	T	5 uL					
460-151079-A-27	MW-545I	8260C	T	5 uL					
460-151079-A-28	MW-545D	8260C	T	5 uL					
460-151079-A-29	MW-546S	8260C	T	5 uL					
460-151079-A-30	MW-546I	8260C	T	5 uL					
460-151079-A-31	MW-546D	8260C	T	5 uL					
460-151079-A-32	MW-547S	8260C	T	5 uL					
460-151079-A-33	MW-547I	8260C	T	5 uL					
460-151079-A-34	MW-547D	8260C	T	5 uL					
460-151079-A-35	MW-549S	8260C	T	5 uL					
460-151079-B-16 MS	MW-506I	8260C	T	5 uL					
460-151079-B-16 MSD	MW-506I	8260C	T	5 uL					

Batch Notes	

Basis	Basis Description
T	Total/NA

The pound sign (#) in the amount added field denotes that the reagent was used undiluted. All calculations are performed using the stated concentration for this reagent.

GC/MS VOA BATCH WORKSHEET

Lab Name: TestAmerica Edison Job No.: 460-151079-1

SDG No.:

Batch Number: 502566 Batch Start Date: 03/09/18 22:18 Batch Analyst: Starzec, Margaret

Batch Method: 8260C Batch End Date:

Lab Sample ID	Client Sample ID	Method Chain	Basis	InitialAmount	FinalAmount	8260MIX1COMB 00074	ACROLEIN W 00074	BFB 00016	GASES Li 00250
BFB 460-502566/1		8260C		5 mL	5 mL			1 uL	
CCVIS 460-502566/3		8260C		5 mL	5 mL	20 uL	4 uL		20 uL
LCS 460-502566/4		8260C		5 mL	5 mL	20 uL	4 uL		20 uL
LCSD 460-502566/5		8260C		5 mL	5 mL	20 uL	4 uL		20 uL
MB 460-502566/8		8260C		5 mL	5 mL				
460-151079-B-23	MW-544S	8260C	T	5 mL	5 mL				
460-151079-B-24	MW-544I	8260C	T	5 mL	5 mL				
460-151079-B-25	MW-544D	8260C	T	5 mL	5 mL				
460-151079-A-36	MW-549I	8260C	T	5 mL	5 mL				
460-151079-A-37	MW-550S	8260C	T	5 mL	5 mL				
460-151079-A-38	MW-550I	8260C	T	5 mL	5 mL				
460-151079-A-39	PZ-521S	8260C	T	5 mL	5 mL				
460-151079-A-40	PZ-521I	8260C	T	5 mL	5 mL				
460-151079-A-41	PZ-522S	8260C	T	5 mL	5 mL				
460-151079-A-42	PZ-522I	8260C	T	5 mL	5 mL				
460-151079-A-43	PZ-522D	8260C	T	5 mL	5 mL				
460-151079-A-44	PZ-524I	8260C	T	5 mL	5 mL				
460-151079-A-45	PZ-524S	8260C	T	5 mL	5 mL				
460-151079-A-46	PZ-524D	8260C	T	5 mL	5 mL				
460-151079-A-47	DUP-01	8260C	T	5 mL	5 mL				
460-151079-A-48	DUP-02	8260C	T	5 mL	5 mL				
460-151079-A-49	DUP-03	8260C	T	5 mL	5 mL				
460-151079-A-50	DUP-04	8260C	T	5 mL	5 mL				
460-151079-A-51	DUP-05	8260C	T	5 mL	5 mL				
460-151079-A-52	SW-1	8260C	T	5 mL	5 mL				

Lab Sample ID	Client Sample ID	Method Chain	Basis	VOA6IS/SURR 00009					

The pound sign (#) in the amount added field denotes that the reagent was used undiluted. All calculations are performed using the stated concentration for this reagent.

GC/MS VOA BATCH WORKSHEET

Lab Name: TestAmerica Edison Job No.: 460-151079-1

SDG No.:

Batch Number: 502566 Batch Start Date: 03/09/18 22:18 Batch Analyst: Starzec, Margaret

Batch Method: 8260C Batch End Date:

Lab Sample ID	Client Sample ID	Method Chain	Basis	VOA6IS/SURR 00009					
BFB 460-502566/1		8260C							
CCVIS 460-502566/3		8260C		5 uL					
LCS 460-502566/4		8260C		5 uL					
LCSD 460-502566/5		8260C		5 uL					
MB 460-502566/8		8260C		5 uL					
460-151079-B-23	MW-544S	8260C	T	5 uL					
460-151079-B-24	MW-544I	8260C	T	5 uL					
460-151079-B-25	MW-544D	8260C	T	5 uL					
460-151079-A-36	MW-549I	8260C	T	5 uL					
460-151079-A-37	MW-550S	8260C	T	5 uL					
460-151079-A-38	MW-550I	8260C	T	5 uL					
460-151079-A-39	PZ-521S	8260C	T	5 uL					
460-151079-A-40	PZ-521I	8260C	T	5 uL					
460-151079-A-41	PZ-522S	8260C	T	5 uL					
460-151079-A-42	PZ-522I	8260C	T	5 uL					
460-151079-A-43	PZ-522D	8260C	T	5 uL					
460-151079-A-44	PZ-524I	8260C	T	5 uL					
460-151079-A-45	PZ-524S	8260C	T	5 uL					
460-151079-A-46	PZ-524D	8260C	T	5 uL					
460-151079-A-47	DUP-01	8260C	T	5 uL					
460-151079-A-48	DUP-02	8260C	T	5 uL					
460-151079-A-49	DUP-03	8260C	T	5 uL					
460-151079-A-50	DUP-04	8260C	T	5 uL					
460-151079-A-51	DUP-05	8260C	T	5 uL					
460-151079-A-52	SW-1	8260C	T	5 uL					

Batch Notes	

The pound sign (#) in the amount added field denotes that the reagent was used undiluted. All calculations are performed using the stated concentration for this reagent.

GC/MS VOA BATCH WORKSHEET

Lab Name: TestAmerica Edison Job No.: 460-151079-1

SDG No.:

Batch Number: 502566 Batch Start Date: 03/09/18 22:18 Batch Analyst: Starzec, Margaret

Batch Method: 8260C Batch End Date:

Basis	Basis Description
T	Total/NA

The pound sign (#) in the amount added field denotes that the reagent was used undiluted. All calculations are performed using the stated concentration for this reagent.

GC/MS VOA BATCH WORKSHEET

Lab Name: TestAmerica Edison Job No.: 460-151079-1

SDG No.:

Batch Number: 502852 Batch Start Date: 03/12/18 05:20 Batch Analyst: Moroney, Christopher J

Batch Method: 8260C Batch End Date:

Lab Sample ID	Client Sample ID	Method Chain	Basis	InitialAmount	FinalAmount	8260MIX1COMB 00074	ACROLEIN W 00074	BFB 00016	GASES Li 00250
BFB 460-502852/1		8260C		5 mL	5 mL			1 uL	
CCVIS 460-502852/3		8260C		5 mL	5 mL	20 uL	4 uL		20 uL
LCS 460-502852/4		8260C		5 mL	5 mL	20 uL	4 uL		20 uL
MB 460-502852/8		8260C		5 mL	5 mL				
460-151079-A-59	FB-022718	8260C	T	5 mL	5 mL				
460-151079-A-60	TB-022718	8260C	T	5 mL	5 mL				
460-151079-A-62	DUP-07	8260C	T	5 mL	5 mL				
460-151079-A-53	SW-2	8260C	T	5 mL	5 mL				
460-151079-A-54	SW-3	8260C	T	5 mL	5 mL				
460-151079-A-55	SW-4	8260C	T	5 mL	5 mL				
460-151079-B-55 MS	SW-4	8260C	T	5 mL	5 mL	20 uL	4 uL		20 uL
460-151079-B-55 MSD	SW-4	8260C	T	5 mL	5 mL	20 uL	4 uL		20 uL
460-151079-B-5	MW-2I	8260C	T	5 mL	5 mL				

Lab Sample ID	Client Sample ID	Method Chain	Basis	VOA6IS/SURR 00009					
BFB 460-502852/1		8260C							
CCVIS 460-502852/3		8260C		5 uL					
LCS 460-502852/4		8260C		5 uL					
MB 460-502852/8		8260C		5 uL					
460-151079-A-59	FB-022718	8260C	T	5 uL					
460-151079-A-60	TB-022718	8260C	T	5 uL					
460-151079-A-62	DUP-07	8260C	T	5 uL					
460-151079-A-53	SW-2	8260C	T	5 uL					
460-151079-A-54	SW-3	8260C	T	5 uL					
460-151079-A-55	SW-4	8260C	T	5 uL					

The pound sign (#) in the amount added field denotes that the reagent was used undiluted. All calculations are performed using the stated concentration for this reagent.

GC/MS VOA BATCH WORKSHEET

Lab Name: TestAmerica Edison Job No.: 460-151079-1

SDG No.:

Batch Number: 502852 Batch Start Date: 03/12/18 05:20 Batch Analyst: Moroney, Christopher J

Batch Method: 8260C Batch End Date:

Lab Sample ID	Client Sample ID	Method Chain	Basis	VOA6IS/SURR 00009					
460-151079-B-55 MS	SW-4	8260C	T	5 uL					
460-151079-B-55 MSD	SW-4	8260C	T	5 uL					
460-151079-B-5	MW-2I	8260C	T	5 uL					

Batch Notes	

Basis	Basis Description
T	Total/NA

The pound sign (#) in the amount added field denotes that the reagent was used undiluted. All calculations are performed using the stated concentration for this reagent.

8260C_SIM_DKQP

Volatile Organic Compounds (GC/MS)

FORM II
GC/MS VOA SURROGATE RECOVERY

Lab Name: TestAmerica Edison Job No.: 460-151079-1

SDG No.:

Matrix: Water Level: Low

GC Column (1): Rtx-624 ID: 0.25(mm)

Client Sample ID	Lab Sample ID	DCA #	BFB #
MW-545I-RPP	460-151079-56	105	104
PZ-522I-RPP	460-151079-57	103	104
DUP-06-RPP	460-151079-58	105	106
TB-022718-RPP	460-151079-61	99	104
	MB 460-501589/8	101	105
	LCS 460-501589/4	97	108
	LCSD 460-501589/5	94	107

	QC LIMITS
DCA = 1,2-Dichloroethane-d4 (Surr)	70-130
BFB = 4-Bromofluorobenzene	70-130

Column to be used to flag recovery values

FORM II 8260C SIM

FORM III
GC/MS VOA LAB CONTROL SAMPLE RECOVERY

Lab Name: TestAmerica Edison Job No.: 460-151079-1

SDG No.:

Matrix: Water Level: Low Lab File ID: S003602.D

Lab ID: LCS 460-501589/4 Client ID:

COMPOUND	SPIKE ADDED (ug/L)	LCS CONCENTRATION (ug/L)	LCS % REC	QC LIMITS REC	#
1,4-Dioxane	5.00	5.11	102	40-160	

Column to be used to flag recovery and RPD values

FORM III 8260C SIM

FORM III
GC/MS VOA LAB CONTROL SAMPLE DUPLICATE RECOVERY

Lab Name: TestAmerica Edison Job No.: 460-151079-1

SDG No.:

Matrix: Water Level: Low Lab File ID: S003603.D

Lab ID: LCSD 460-501589/5 Client ID:

COMPOUND	SPIKE ADDED (ug/L)	LCSD CONCENTRATION (ug/L)	LCSD % REC	% RPD	QC LIMITS RPD	QC LIMITS REC	#
1,4-Dioxane	5.00	5.44	109	6	20	40-160	

Column to be used to flag recovery and RPD values

FORM III 8260C SIM

FORM IV
GC/MS VOA METHOD BLANK SUMMARY

Lab Name: TestAmerica Edison Job No.: 460-151079-1

SDG No.:

Lab File ID: S003606.D Lab Sample ID: MB 460-501589/8

Matrix: Water Heated Purge:(Y/N) Y

Instrument ID: CVOAMS14 Date Analyzed: 03/06/2018 09:59

GC Column: Rtx-624 ID: 0.25(mm)

THIS METHOD BLANK APPLIES TO THE FOLLOWING SAMPLES:

CLIENT SAMPLE ID	LAB SAMPLE ID	LAB FILE ID	DATE ANALYZED
	LCS 460-501589/4	S003602.D	03/06/2018 08:27
	LCSD 460-501589/5	S003603.D	03/06/2018 08:50
TB-022718-RPP	460-151079-61	S003617.D	03/06/2018 14:12
MW-545I-RPP	460-151079-56	S003624.D	03/06/2018 16:54
PZ-522I-RPP	460-151079-57	S003625.D	03/06/2018 17:17
DUP-06-RPP	460-151079-58	S003626.D	03/06/2018 17:40

FORM V
GC/MS VOA INSTRUMENT PERFORMANCE CHECK
BROMOFLUOROBENZENE (BFB)

Lab Name: TestAmerica Edison Job No.: 460-151079-1

SDG No.:

Lab File ID: S003172.D BFB Injection Date: 02/21/2018

Instrument ID: CVOAMS14 BFB Injection Time: 11:12

Analysis Batch No.: 498716

M/E	ION ABUNDANCE CRITERIA	% RELATIVE ABUNDANCE	
50	15.0 - 40.0 % of mass 95	19.2	
75	30.0 - 60.0 % of mass 95	51.9	
95	Base Peak, 100% relative abundance	100.0	
96	5.0 - 9.0 % of mass 95	6.9	
173	Less than 2.0 % of mass 174	0.7	(0.9) 1
174	50.0 - 120.00 % of mass 95	76.9	
175	5.0 - 9.0 % of mass 174	5.5	(7.2) 1
176	95.0 - 101.0 % of mass 174	74.0	(96.2) 1
177	5.0 - 9.0 % of mass 176	4.8	(6.4) 2

1-Value is % mass 174 2-Value is % mass 176

THIS CHECK APPLIES TO THE FOLLOWING SAMPLES, MS, MSD, BLANKS AND STANDARDS:

CLIENT SAMPLE ID	LAB SAMPLE ID	LAB FILE ID	DATE ANALYZED	TIME ANALYZED
	STD04 460-498716/2	S003173.D	02/21/2018	11:31
	STD1 460-498716/3	S003174.D	02/21/2018	11:54
	STD5 460-498716/4	S003175.D	02/21/2018	12:17
	STD10 460-498716/5	S003176.D	02/21/2018	12:41
	STD20 460-498716/6	S003177.D	02/21/2018	13:04
	STD30 460-498716/7	S003178.D	02/21/2018	13:27
	STD40 460-498716/8	S003179.D	02/21/2018	13:50
	STD50 460-498716/9	S003180.D	02/21/2018	14:13

FORM V
GC/MS VOA INSTRUMENT PERFORMANCE CHECK
BROMOFLUOROBENZENE (BFB)

Lab Name: TestAmerica Edison Job No.: 460-151079-1

SDG No.:

Lab File ID: S003599.D BFB Injection Date: 03/06/2018

Instrument ID: CVOAMS14 BFB Injection Time: 07:17

Analysis Batch No.: 501589

M/E	ION ABUNDANCE CRITERIA	% RELATIVE ABUNDANCE	
50	15.0 - 40.0 % of mass 95	16.3	
75	30.0 - 60.0 % of mass 95	48.5	
95	Base Peak, 100% relative abundance	100.0	
96	5.0 - 9.0 % of mass 95	6.7	
173	Less than 2.0 % of mass 174	0.6	(0.8) 1
174	50.0 - 120.00 % of mass 95	77.2	
175	5.0 - 9.0 % of mass 174	5.7	(7.4) 1
176	95.0 - 101.0 % of mass 174	75.8	(98.2) 1
177	5.0 - 9.0 % of mass 176	5.1	(6.8) 2

1-Value is % mass 174 2-Value is % mass 176

THIS CHECK APPLIES TO THE FOLLOWING SAMPLES, MS, MSD, BLANKS AND STANDARDS:

CLIENT SAMPLE ID	LAB SAMPLE ID	LAB FILE ID	DATE ANALYZED	TIME ANALYZED
	CCVIS 460-501589/3	S003601.D	03/06/2018	08:04
	LCS 460-501589/4	S003602.D	03/06/2018	08:27
	LCSD 460-501589/5	S003603.D	03/06/2018	08:50
	MB 460-501589/8	S003606.D	03/06/2018	09:59
TB-022718-RPP	460-151079-61	S003617.D	03/06/2018	14:12
MW-545I-RPP	460-151079-56	S003624.D	03/06/2018	16:54
PZ-522I-RPP	460-151079-57	S003625.D	03/06/2018	17:17
DUP-06-RPP	460-151079-58	S003626.D	03/06/2018	17:40

FORM VIII
GC/MS VOA INTERNAL STANDARD AREA AND RETENTION TIME SUMMARY

Lab Name: TestAmerica Edison Job No.: 460-151079-1

SDG No.:

Sample No.: CCVIS 460-501589/3 Date Analyzed: 03/06/2018 08:04

Instrument ID: CVOAMS14 GC Column: Rtx-624 ID: 0.25(mm)

Lab File ID (Standard): S003601.D Heated Purge: (Y/N) Y

Calibration ID: 66661

		FB		DXE		CBNZd5	
		AREA #	RT #	AREA #	RT #	AREA #	RT #
12/24 HOUR STD		19484	5.03	389	5.71	7459	8.41
UPPER LIMIT		38968	5.53	778	6.21	14918	8.91
LOWER LIMIT		9742	4.53	195	5.21	3730	7.91
LAB SAMPLE ID	CLIENT SAMPLE ID						
LCS 460-501589/4		18793	5.03	411	5.71	7073	8.41
LCSD 460-501589/5		18259	5.03	338	5.71	6908	8.41
MB 460-501589/8		18353	5.03	381	5.71	6743	8.41
460-151079-61	TB-022718-RPP	18167	5.03	396	5.71	6605	8.41
460-151079-56	MW-545I-RPP	16740	5.03	423	5.71	5920	8.41
460-151079-57	PZ-522I-RPP	16800	5.03	401	5.71	6080	8.41
460-151079-58	DUP-06-RPP	16962	5.03	432	5.71	6041	8.41

FB = Fluorobenzene
DXE = 1,4-Dioxane-d8
CBNZd5 = Chlorobenzene-d5

Area Limit = 50%-200% of internal standard area
RT Limit = ± 0.5 minutes of internal standard RT

Column used to flag values outside QC limits

FORM VIII 8260C SIM

FORM I
GC/MS VOA ORGANICS ANALYSIS DATA SHEET

Lab Name: TestAmerica Edison | Job No.: 460-151079-1

SDG No.:

Client Sample ID: MW-545I-RPP | Lab Sample ID: 460-151079-56

Matrix: Water | Lab File ID: S003624.D

Analysis Method: 8260C SIM | Date Collected: 02/27/2018 10:55

Sample wt/vol: 10(mL) | Date Analyzed: 03/06/2018 16:54

Soil Aliquot Vol: | Dilution Factor: 1

Soil Extract Vol.: | GC Column: Rtx-624 ID: 0.25(mm)

% Moisture: | Level: (low/med) Low

Analysis Batch No.: 501589 | Units: ug/L

CAS NO.	COMPOUND NAME	RESULT	Q	RL	MDL
123-91-1	1,4-Dioxane	0.20	U	0.40	0.20

CAS NO.	SURROGATE	%REC	Q	LIMITS
17060-07-0	1,2-Dichloroethane-d4 (Surr)	105		70-130
460-00-4	4-Bromofluorobenzene	104		70-130

TestAmerica Edison
Target Compound Quantitation Report

Data File: \\ChromNA\Edison\ChromData\CVOAMS14\20180306-68390.b\S003624.D
Lims ID: 460-151079-B-56
Client ID: MW-545I-RPP
Sample Type: Client
Inject. Date: 06-Mar-2018 16:54:23 ALS Bottle#: 0 Worklist Smp#: 26
Purge Vol: 5.000 mL Dil. Factor: 1.0000
Sample Info: 460-151079-B-56
Operator ID: Instrument ID: CVOAMS14

Method: \\ChromNA\Edison\ChromData\CVOAMS14\20180306-68390.b\8260SIM_14.m
Limit Group: VOA - 8260C DKQP Water and Solid
Last Update: 08-Mar-2018 08:28:27 Calib Date: 21-Feb-2018 14:13:52
Integrator: RTE ID Type: RT Order ID
Quant Method: Internal Standard Quant By: Initial Calibration
Last ICal File: \\ChromNA\Edison\ChromData\CVOAMS14\20180221-67825.b\S003180.D

Column 1 : Rtx-624 (0.25 mm) Det: MS SCAN
Process Host: XAWRK014

First Level Reviewer: desais Date: 08-Mar-2018 08:28:17

Compound	Sig	RT (min.)	Exp RT (min.)	Dlt RT (min.)	Q	Response	OnCol Amt ug/l	Flags
* 1 Fluorobenzene	96	5.028	5.028	0.000	100	16740	0.5000	
* 2 1,4-Dioxane-d8	64	5.708	5.708	0.000	96	423	10.0	
* 3 Chlorobenzene-d5	82	8.405	8.405	0.000	95	5920	0.5000	
$ 4 1,2-Dichloroethane-d4 (Sur	65	4.758	4.758	0.000	98	5393	0.5267	
$ 5 4-Bromofluorobenzene	95	9.872	9.872	0.000	91	4987	0.5208	

Reagents:

SimissurNEW_00014 Amount Added: 2.00 Units: uL Run Reagent

Report Date: 08-Mar-2018 08:28:42 Chrom Revision: 2.2 08-Feb-2018 13:38:42

TestAmerica Edison

Data File: \\ChromNA\Edison\ChromData\CVOAMS14\20180306-68390.b\S003624.D

Injection Date:	06-Mar-2018 16:54:23	Instrument ID:	CVOAMS14	Operator ID:	
Lims ID:	460-151079-B-56	Lab Sample ID:	460-151079-56	Worklist Smp#:	26
Client ID:	MW-545I-RPP				
Purge Vol:	5.000 mL	Dil. Factor:	1.0000	ALS Bottle#:	0
Method:	8260SIM_14	Limit Group:	VOA - 8260C DKQP Water and Solid		

Column: Rtx-624 (0.25 mm)

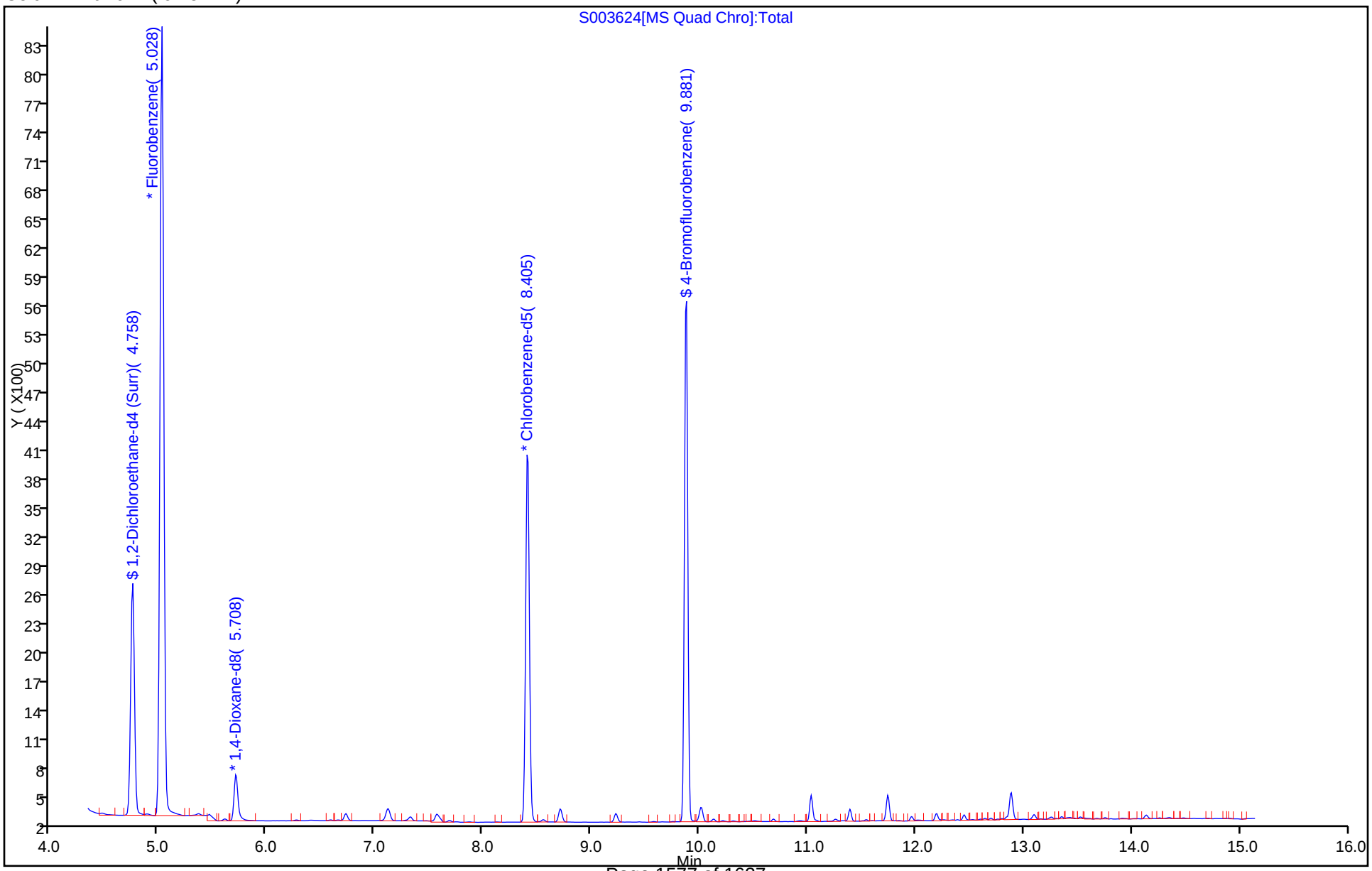

FORM I
GC/MS VOA ORGANICS ANALYSIS DATA SHEET

Lab Name: TestAmerica Edison | Job No.: 460-151079-1

SDG No.:

Client Sample ID: PZ-522I-RPP | Lab Sample ID: 460-151079-57

Matrix: Water | Lab File ID: S003625.D

Analysis Method: 8260C SIM | Date Collected: 02/27/2018 12:02

Sample wt/vol: 10(mL) | Date Analyzed: 03/06/2018 17:17

Soil Aliquot Vol: | Dilution Factor: 1

Soil Extract Vol.: | GC Column: Rtx-624 ID: 0.25(mm)

% Moisture: | Level: (low/med) Low

Analysis Batch No.: 501589 | Units: ug/L

CAS NO.	COMPOUND NAME	RESULT	Q	RL	MDL
123-91-1	1,4-Dioxane	3.6		0.40	0.20

CAS NO.	SURROGATE	%REC	Q	LIMITS
17060-07-0	1,2-Dichloroethane-d4 (Surr)	103		70-130
460-00-4	4-Bromofluorobenzene	104		70-130

TestAmerica Edison
Target Compound Quantitation Report

Data File: \\ChromNA\Edison\ChromData\CVOAMS14\20180306-68390.b\S003625.D
Lims ID: 460-151079-B-57
Client ID: PZ-522I-RPP
Sample Type: Client
Inject. Date: 06-Mar-2018 17:17:28 ALS Bottle#: 0 Worklist Smp#: 27
Purge Vol: 5.000 mL Dil. Factor: 1.0000
Sample Info: 460-151079-B-57
Operator ID: Instrument ID: CVOAMS14

Method: \\ChromNA\Edison\ChromData\CVOAMS14\20180306-68390.b\8260SIM_14.m
Limit Group: VOA - 8260C DKQP Water and Solid
Last Update: 08-Mar-2018 08:28:27 Calib Date: 21-Feb-2018 14:13:52
Integrator: RTE ID Type: RT Order ID
Quant Method: Internal Standard Quant By: Initial Calibration
Last ICal File: \\ChromNA\Edison\ChromData\CVOAMS14\20180221-67825.b\S003180.D

Column 1 : Rtx-624 (0.25 mm) Det: MS SCAN
Process Host: XAWRK014

First Level Reviewer: desais Date: 08-Mar-2018 08:28:22

Compound	Sig	RT (min.)	Exp RT (min.)	Dlt RT (min.)	Q	Response	OnCol Amt ug/l	Flags
* 1 Fluorobenzene	96	5.028	5.028	0.000	100	16800	0.5000	
* 2 1,4-Dioxane-d8	64	5.709	5.708	0.001	98	401	10.0	
* 3 Chlorobenzene-d5	82	8.407	8.405	0.002	96	6080	0.5000	
$ 4 1,2-Dichloroethane-d4 (Sur	65	4.758	4.758	0.000	99	5320	0.5177	
$ 5 4-Bromofluorobenzene	95	9.874	9.872	0.002	92	5134	0.5221	
7 1,4-Dioxane	88	5.762	5.760	0.002	94	239	3.62	

Reagents:

SimissurNEW_00014 Amount Added: 2.00 Units: uL Run Reagent

Report Date: 08-Mar-2018 08:28:43 Chrom Revision: 2.2 08-Feb-2018 13:38:42

TestAmerica Edison

Data File: \\ChromNA\Edison\ChromData\CVOAMS14\20180306-68390.b\S003625.D

Injection Date:	06-Mar-2018 17:17:28	Instrument ID:	CVOAMS14	Operator ID:	
Lims ID:	460-151079-B-57	Lab Sample ID:	460-151079-57	Worklist Smp#:	27
Client ID:	PZ-522I-RPP				
Purge Vol:	5.000 mL	Dil. Factor:	1.0000	ALS Bottle#:	0
Method:	8260SIM_14	Limit Group:	VOA - 8260C DKQP Water and Solid		

Column: Rtx-624 (0.25 mm)

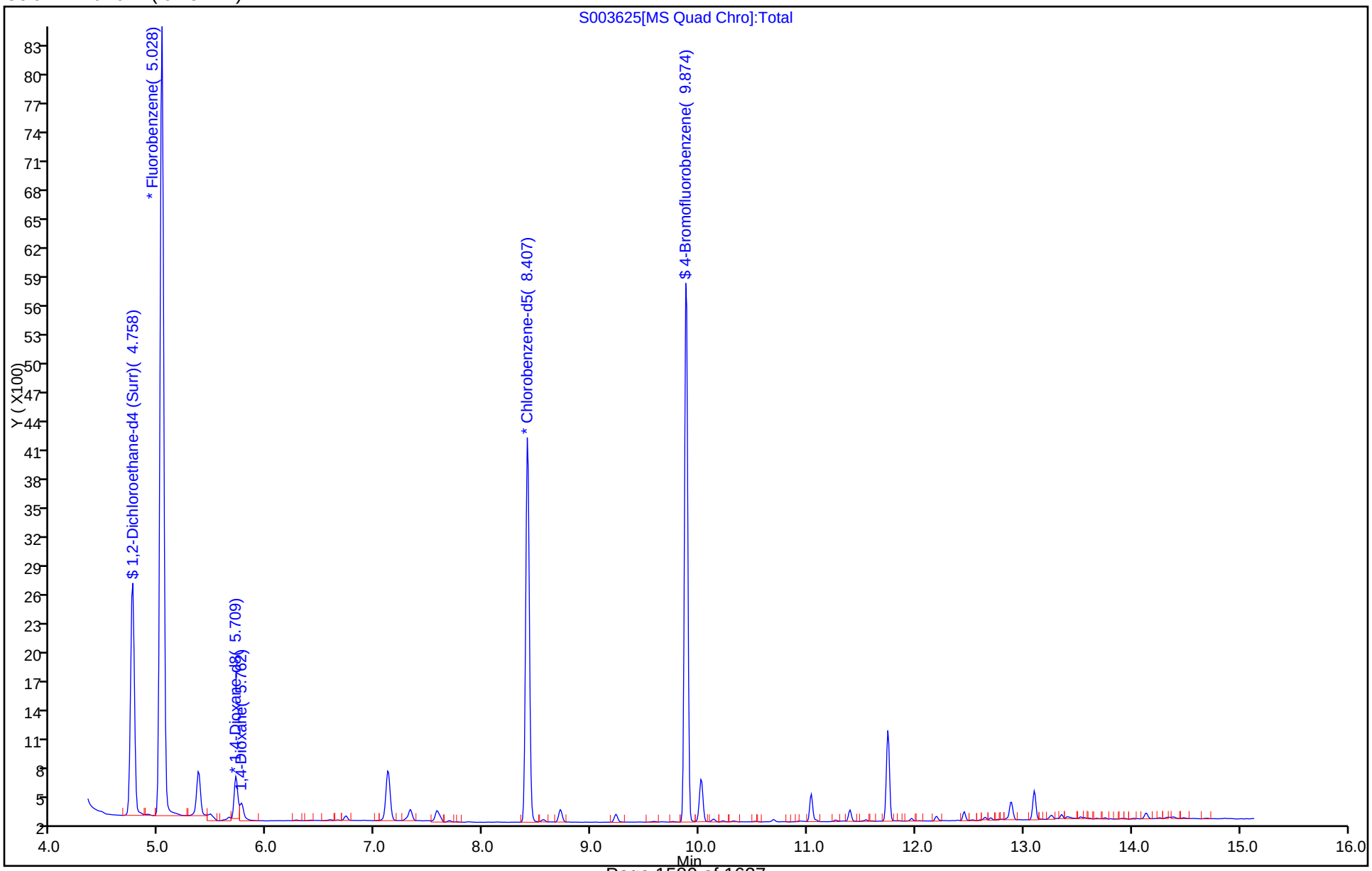

Report Date: 08-Mar-2018 08:28:43 Chrom Revision: 2.2 08-Feb-2018 13:38:42

TestAmerica Edison

Data File: \\ChromNA\Edison\ChromData\CVOAMS14\20180306-68390.b\S003625.D

Injection Date:	06-Mar-2018 17:17:28	Instrument ID:	CVOAMS14
Lims ID:	460-151079-B-57	Lab Sample ID:	460-151079-57
Client ID:	PZ-522I-RPP		
Operator ID:		ALS Bottle#:	0 Worklist Smp#: 27
Purge Vol:	5.000 mL	Dil. Factor:	1.0000
Method:	8260SIM_14	Limit Group:	VOA - 8260C DKQP Water and Solid
Column:	Rtx-624 (0.25 mm)	Detector	MS SCAN

7 1,4-Dioxane, CAS: 123-91-1

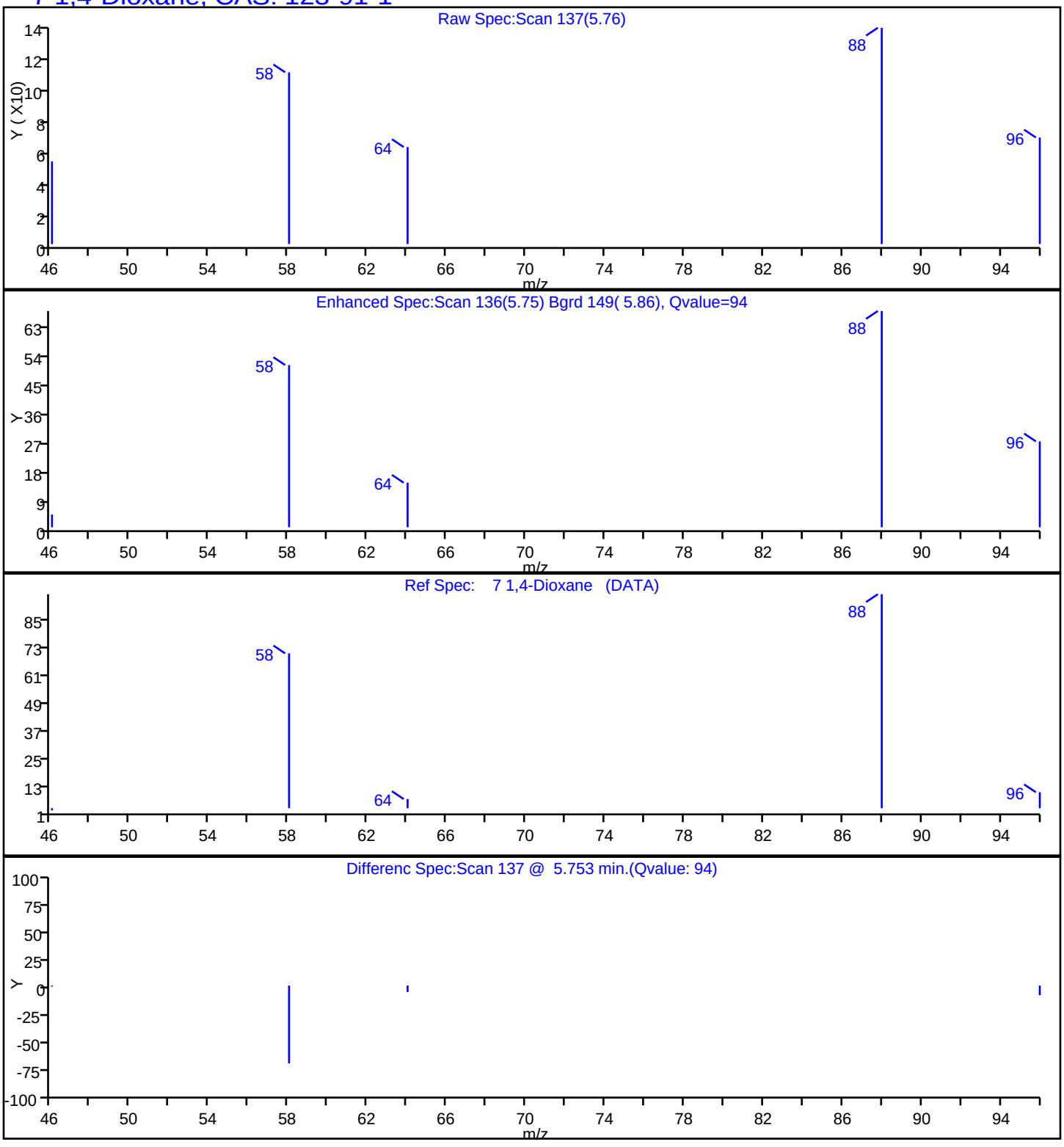

FORM I
GC/MS VOA ORGANICS ANALYSIS DATA SHEET

Lab Name: TestAmerica Edison | Job No.: 460-151079-1

SDG No.:

Client Sample ID: DUP-06-RPP | Lab Sample ID: 460-151079-58

Matrix: Water | Lab File ID: S003626.D

Analysis Method: 8260C SIM | Date Collected: 02/27/2018 00:00

Sample wt/vol: 10(mL) | Date Analyzed: 03/06/2018 17:40

Soil Aliquot Vol: | Dilution Factor: 1

Soil Extract Vol.: | GC Column: Rtx-624 ID: 0.25(mm)

% Moisture: | Level: (low/med) Low

Analysis Batch No.: 501589 | Units: ug/L

CAS NO.	COMPOUND NAME	RESULT	Q	RL	MDL
123-91-1	1,4-Dioxane	3.4		0.40	0.20

CAS NO.	SURROGATE	%REC	Q	LIMITS
17060-07-0	1,2-Dichloroethane-d4 (Surr)	105		70-130
460-00-4	4-Bromofluorobenzene	106		70-130

TestAmerica Edison
Target Compound Quantitation Report

Data File: \\ChromNA\Edison\ChromData\CVOAMS14\20180306-68390.b\S003626.D
Lims ID: 460-151079-B-58
Client ID: DUP-06-RPP
Sample Type: Client
Inject. Date: 06-Mar-2018 17:40:34 ALS Bottle#: 0 Worklist Smp#: 28
Purge Vol: 5.000 mL Dil. Factor: 1.0000
Sample Info: 460-151079-B-58
Operator ID: Instrument ID: CVOAMS14

Method: \\ChromNA\Edison\ChromData\CVOAMS14\20180306-68390.b\8260SIM_14.m
Limit Group: VOA - 8260C DKQP Water and Solid
Last Update: 08-Mar-2018 08:28:27 Calib Date: 21-Feb-2018 14:13:52
Integrator: RTE ID Type: RT Order ID
Quant Method: Internal Standard Quant By: Initial Calibration
Last ICal File: \\ChromNA\Edison\ChromData\CVOAMS14\20180221-67825.b\S003180.D

Column 1 : Rtx-624 (0.25 mm) Det: MS SCAN
Process Host: XAWRK014

First Level Reviewer: desais Date: 08-Mar-2018 08:28:27

Compound	Sig	RT (min.)	Exp RT (min.)	Dlt RT (min.)	Q	Response	OnCol Amt ug/l	Flags
* 1 Fluorobenzene	96	5.028	5.028	0.000	100	16962	0.5000	
* 2 1,4-Dioxane-d8	64	5.708	5.708	0.000	97	432	10.0	
* 3 Chlorobenzene-d5	82	8.405	8.405	0.000	95	6041	0.5000	
$ 4 1,2-Dichloroethane-d4 (Sur	65	4.758	4.758	0.000	98	5460	0.5263	
$ 5 4-Bromofluorobenzene	95	9.872	9.872	0.000	91	5163	0.5284	
7 1,4-Dioxane	88	5.769	5.760	0.009	97	244	3.43	

Reagents:

SimissurNEW_00014 Amount Added: 2.00 Units: uL Run Reagent

Report Date: 08-Mar-2018 08:28:43 Chrom Revision: 2.2 08-Feb-2018 13:38:42

TestAmerica Edison

Data File: \\ChromNA\Edison\ChromData\CVOAMS14\20180306-68390.b\S003626.D

Injection Date:	06-Mar-2018 17:40:34	Instrument ID:	CVOAMS14	Operator ID:	
Lims ID:	460-151079-B-58	Lab Sample ID:	460-151079-58	Worklist Smp#:	28
Client ID:	DUP-06-RPP				
Purge Vol:	5.000 mL	Dil. Factor:	1.0000	ALS Bottle#:	0
Method:	8260SIM_14	Limit Group:	VOA - 8260C DKQP Water and Solid		

Column: Rtx-624 (0.25 mm)

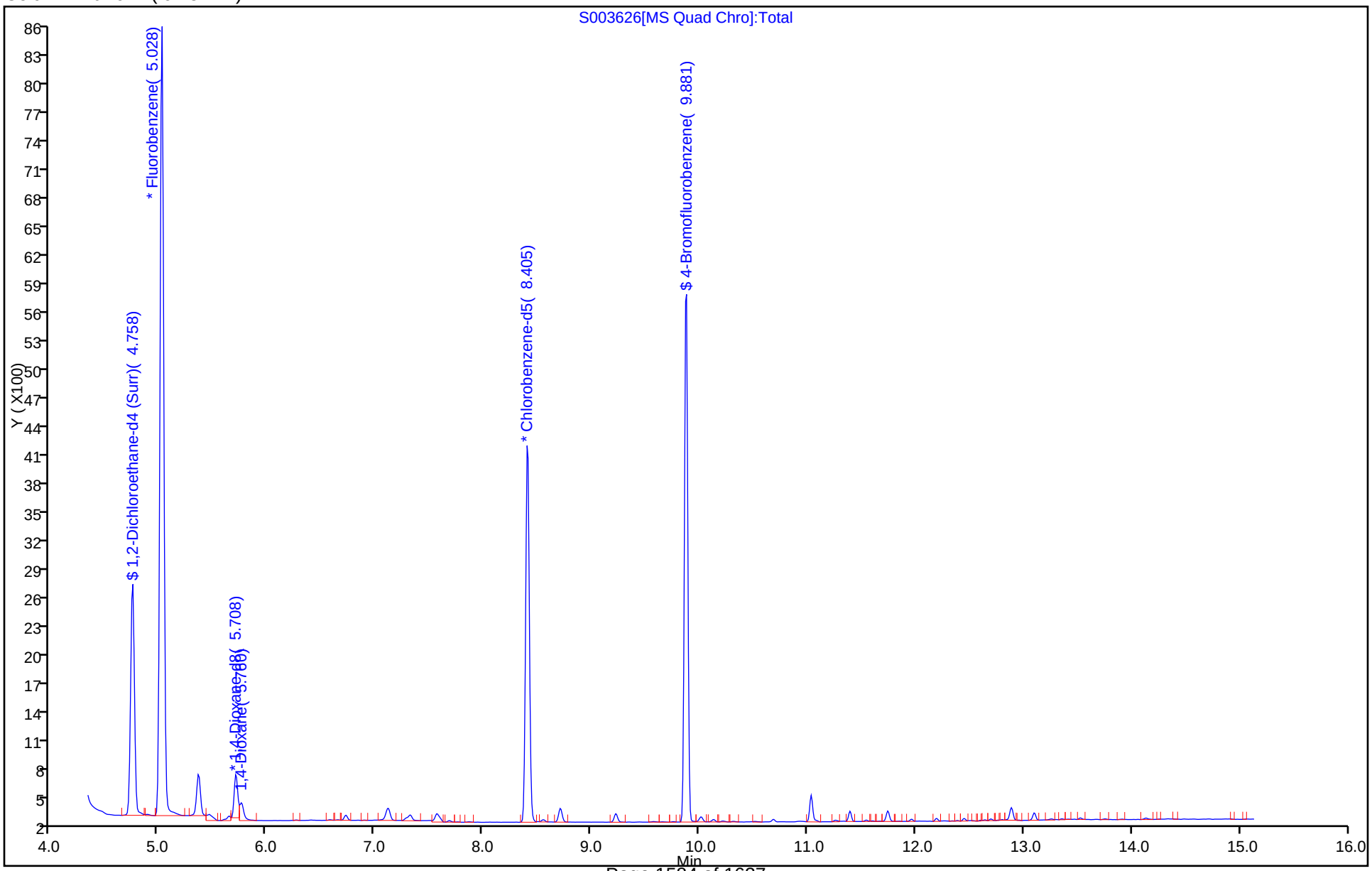

Report Date: 08-Mar-2018 08:28:43 Chrom Revision: 2.2 08-Feb-2018 13:38:42

TestAmerica Edison

Data File: \\ChromNA\Edison\ChromData\CVOAMS14\20180306-68390.b\S003626.D

Injection Date:	06-Mar-2018 17:40:34	Instrument ID:	CVOAMS14
Lims ID:	460-151079-B-58	Lab Sample ID:	460-151079-58
Client ID:	DUP-06-RPP		
Operator ID:		ALS Bottle#:	0 Worklist Smp#: 28
Purge Vol:	5.000 mL	Dil. Factor:	1.0000
Method:	8260SIM_14	Limit Group:	VOA - 8260C DKQP Water and Solid
Column:	Rtx-624 (0.25 mm)	Detector	MS SCAN

7 1,4-Dioxane, CAS: 123-91-1

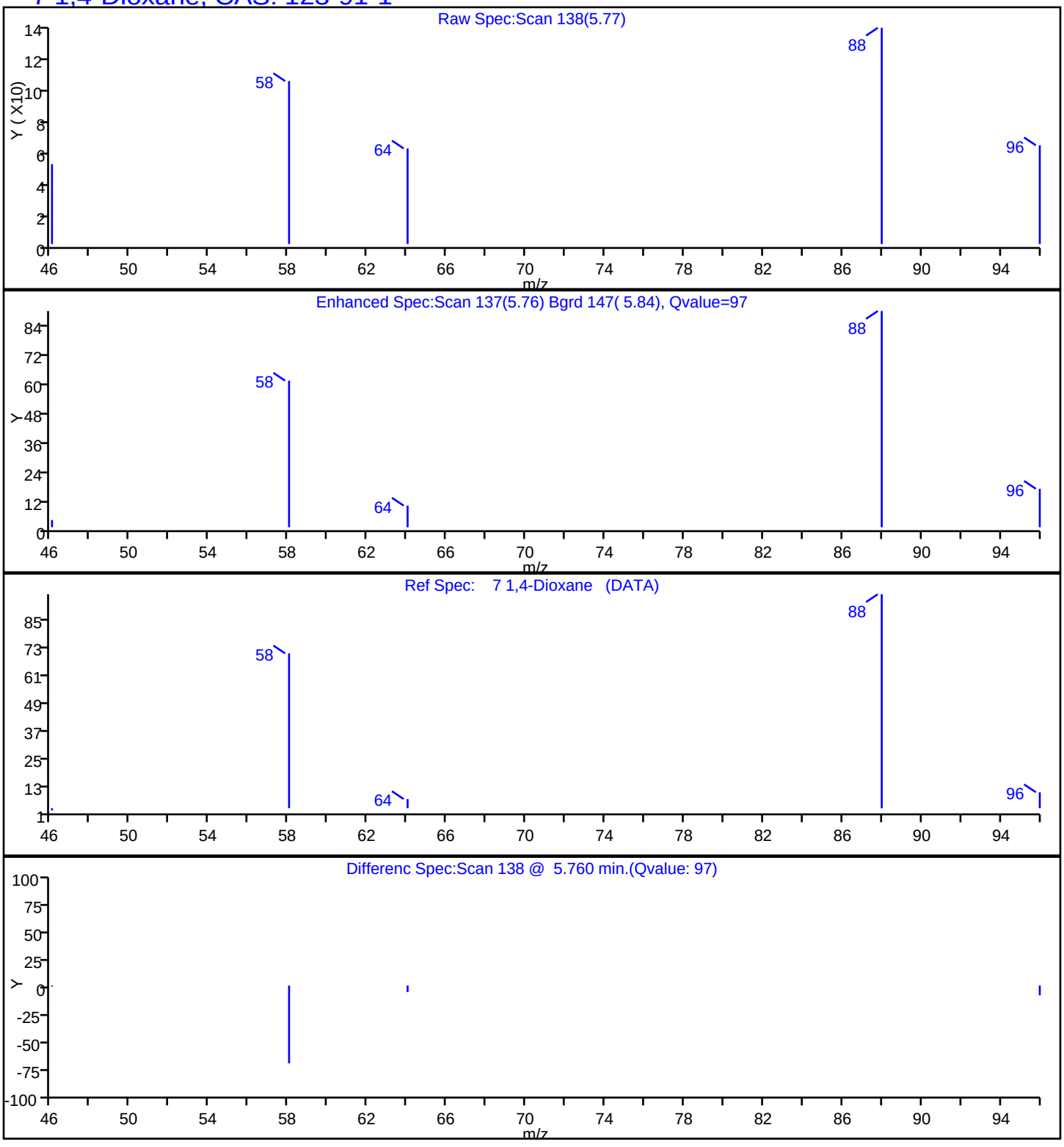

FORM I
GC/MS VOA ORGANICS ANALYSIS DATA SHEET

Lab Name: TestAmerica Edison | Job No.: 460-151079-1

SDG No.:

Client Sample ID: TB-022718-RPP | Lab Sample ID: 460-151079-61

Matrix: Water | Lab File ID: S003617.D

Analysis Method: 8260C SIM | Date Collected: 02/27/2018 00:00

Sample wt/vol: 10(mL) | Date Analyzed: 03/06/2018 14:12

Soil Aliquot Vol: | Dilution Factor: 1

Soil Extract Vol.: | GC Column: Rtx-624 ID: 0.25(mm)

% Moisture: | Level: (low/med) Low

Analysis Batch No.: 501589 | Units: ug/L

CAS NO.	COMPOUND NAME	RESULT	Q	RL	MDL
123-91-1	1,4-Dioxane	0.20	U	0.40	0.20

CAS NO.	SURROGATE	%REC	Q	LIMITS
17060-07-0	1,2-Dichloroethane-d4 (Surr)	99		70-130
460-00-4	4-Bromofluorobenzene	104		70-130

TestAmerica Edison
Target Compound Quantitation Report

Data File: \\ChromNA\Edison\ChromData\CVOAMS14\20180306-68390.b\S003617.D
Lims ID: 460-151079-B-61
Client ID: TB-022718-RPP
Sample Type: Client
Inject. Date: 06-Mar-2018 14:12:47 ALS Bottle#: 0 Worklist Smp#: 19
Purge Vol: 5.000 mL Dil. Factor: 1.0000
Sample Info: 460-151079-B-61
Operator ID: Instrument ID: CVOAMS14

Method: \\ChromNA\Edison\ChromData\CVOAMS14\20180306-68390.b\8260SIM_14.m
Limit Group: VOA - 8260C DKQP Water and Solid
Last Update: 08-Mar-2018 08:28:27 Calib Date: 21-Feb-2018 14:13:52
Integrator: RTE ID Type: RT Order ID
Quant Method: Internal Standard Quant By: Initial Calibration
Last ICal File: \\ChromNA\Edison\ChromData\CVOAMS14\20180221-67825.b\S003180.D

Column 1 : Rtx-624 (0.25 mm) Det: MS SCAN
Process Host: XAWRK014

First Level Reviewer: desais Date: 08-Mar-2018 08:27:21

Compound	Sig	RT (min.)	Exp RT (min.)	Dlt RT (min.)	Q	Response	OnCol Amt ug/l	Flags
* 1 Fluorobenzene	96	5.028	5.028	0.000	100	18167	0.5000	
* 2 1,4-Dioxane-d8	64	5.708	5.708	0.000	97	396	10.0	
* 3 Chlorobenzene-d5	82	8.405	8.405	0.000	95	6605	0.5000	
$ 4 1,2-Dichloroethane-d4 (Sur	65	4.758	4.758	0.000	100	5485	0.4936	
$ 5 4-Bromofluorobenzene	95	9.872	9.872	0.000	91	5544	0.5189	

Reagents:

SimissurNEW_00014 Amount Added: 2.00 Units: uL Run Reagent

Report Date: 08-Mar-2018 08:28:36 Chrom Revision: 2.2 08-Feb-2018 13:38:42

TestAmerica Edison

Data File: \\ChromNA\Edison\ChromData\CVOAMS14\20180306-68390.b\S003617.D

Injection Date:	06-Mar-2018 14:12:47	Instrument ID:	CVOAMS14	Operator ID:	
Lims ID:	460-151079-B-61	Lab Sample ID:	460-151079-61	Worklist Smp#:	19
Client ID:	TB-022718-RPP				
Purge Vol:	5.000 mL	Dil. Factor:	1.0000	ALS Bottle#:	0
Method:	8260SIM_14	Limit Group:	VOA - 8260C DKQP Water and Solid		

Column: Rtx-624 (0.25 mm)

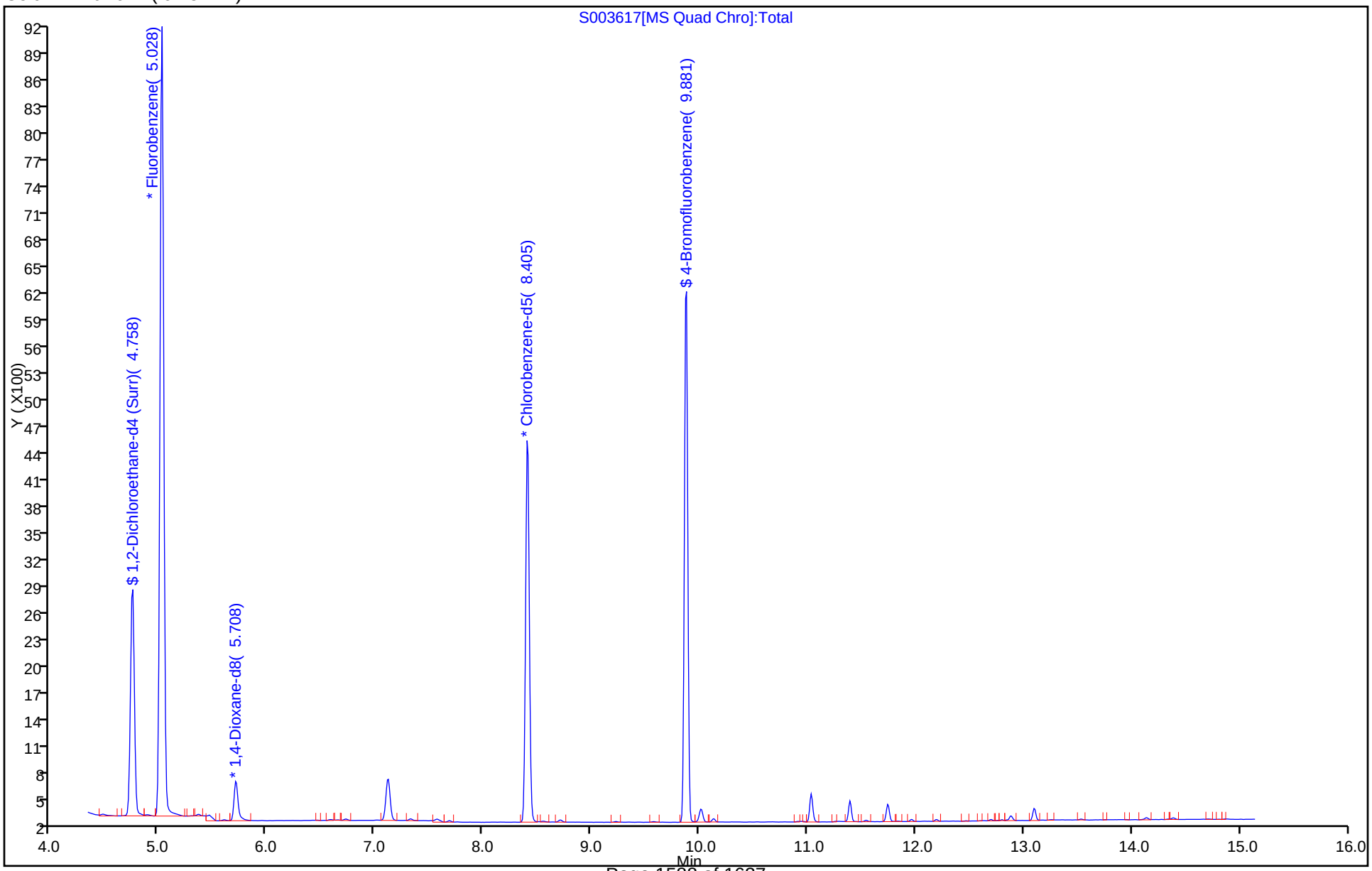

FORM VI
GC/MS VOA BY INTERNAL STANDARD - INITIAL CALIBRATION DATA
CURVE EVALUATION

Lab Name: TestAmerica Edison Job No.: 460-151079-1 Analy Batch No.: 498716

SDG No.:

Instrument ID: CVOAMS14 GC Column: Rtx-624 ID: 0.25(mm) Heated Purge: (Y/N) Y

Calibration Start Date: 02/21/2018 11:31 Calibration End Date: 02/21/2018 14:13 Calibration ID: 66661

Calibration Files:

LEVEL:	LAB SAMPLE ID:	LAB FILE ID:
Level 1	STD04 460-498716/2	S003173.D
Level 2	STD1 460-498716/3	S003174.D
Level 3	STD5 460-498716/4	S003175.D
Level 4	STD10 460-498716/5	S003176.D
Level 5	STD20 460-498716/6	S003177.D
Level 6	STD30 460-498716/7	S003178.D
Level 7	STD40 460-498716/8	S003179.D
Level 8	STD50 460-498716/9	S003180.D

ANALYTE	RRF					CURVE TYPE	COEFFICIENT			#	MIN RRF	%RSD	#	MAX %RSD	R^2 OR COD	#	MIN R^2 OR COD
	LVL 1 LVL 6	LVL 2 LVL 7	LVL 3 LVL 8	LVL 4	LVL 5		B	M1	M2								
1,4-Dioxane	2.0763 1.6326	1.6165 1.5451	1.5674 1.6114	1.5037	1.6364	Ave		1.6487				10.9		20.0			
Ethylene Dibromide	0.4035 0.4220	0.4347 0.4210	0.3675 0.4090	0.4673	0.4220	Ave		0.4184			0.1000	6.8		20.0			
1,2,3-Trichloropropane	0.1640 0.1915	0.2025 0.1936	0.1896 0.1895	0.2063	0.1915	Ave		0.1911				6.6		20.0			
1,2-Dibromo-3-Chloropropane	0.0859 0.0935	0.0980 0.0986	0.0931 0.0977	0.1009	0.0953	Ave		0.0954			0.0500	4.9		20.0			
1,2-Dichloroethane-d4 (Surr)	0.3043 0.3190	0.3128 0.3031	0.2993 0.2940	0.3052	0.3090	Ave		0.3058				2.5		20.0			
4-Bromofluorobenzene	0.8405 0.8086	0.8247 0.7881	0.8115 0.7885	0.8163	0.7917	Ave		0.8087				2.3		20.0			

Note: The M1 coefficient is the same as Ave RRF for an Ave curve type.

FORM VI
GC/MS VOA BY INTERNAL STANDARD - INITIAL CALIBRATION DATA
RESPONSE AND CONCENTRATION

Lab Name: TestAmerica Edison Job No.: 460-151079-1 Analy Batch No.: 498716

SDG No.:

Instrument ID: CVOAMS14 GC Column: Rtx-624 ID: 0.25(mm) Heated Purge: (Y/N) Y

Calibration Start Date: 02/21/2018 11:31 Calibration End Date: 02/21/2018 14:13 Calibration ID: 66661

Calibration Files:

LEVEL:	LAB SAMPLE ID:	LAB FILE ID:
Level 1	STD04 460-498716/2	S003173.D
Level 2	STD1 460-498716/3	S003174.D
Level 3	STD5 460-498716/4	S003175.D
Level 4	STD10 460-498716/5	S003176.D
Level 5	STD20 460-498716/6	S003177.D
Level 6	STD30 460-498716/7	S003178.D
Level 7	STD40 460-498716/8	S003179.D
Level 8	STD50 460-498716/9	S003180.D

ANALYTE	IS REF	CURVE TYPE	RESPONSE					CONCENTRATION (UG/L)				
			LVL 1 LVL 6	LVL 2 LVL 7	LVL 3 LVL 8	LVL 4	LVL 5	LVL 1 LVL 6	LVL 2 LVL 7	LVL 3 LVL 8	LVL 4	LVL 5
1,4-Dioxane	DXE	Ave	49 2591	86 3251	413 3956	803	1751	0.400 30.0	1.00 40.0	5.00 50.0	10.0	20.0
Ethylene Dibromide	CBNZ d5	Ave	155 3552	337 6404	312 10995	820	1439	0.0200 0.500	0.0400 1.00	0.0500 2.00	0.100	0.200
1,2,3-Trichloropropane	CBNZ d5	Ave	63 1612	157 2944	161 5095	362	653	0.0200 0.500	0.0400 1.00	0.0500 2.00	0.100	0.200
1,2-Dibromo-3-Chloropropane	CBNZ d5	Ave	33 787	76 1499	79 2625	177	325	0.0200 0.500	0.0400 1.00	0.0500 2.00	0.100	0.200
1,2-Dichloroethane-d4 (Surr)	FB	Ave	7460 7024	7684 6158	6691 5539	7000	7056	0.500 0.500	0.500 0.500	0.500 0.500	0.500	0.500
4-Bromofluorobenzene	CBNZ d5	Ave	8075 6809	7995 5996	6892 5301	7164	6752	0.500 0.500	0.500 0.500	0.500 0.500	0.500	0.500

Curve Type Legend:
Ave = Average ISTD

TestAmerica Edison
Target Compound Quantitation Report

Data File: \\ChromNA\Edison\ChromData\CVOAMS14\20180221-67825.b\S003173.D
Lims ID: STD04
Client ID:
Sample Type: IC Calib Level: 1
Inject. Date: 21-Feb-2018 11:31:27 ALS Bottle#: 0 Worklist Smp#: 2
Purge Vol: 5.000 mL Dil. Factor: 1.0000
Sample Info: STD04
Operator ID: Instrument ID: CVOAMS14
Sublist: chrom-8260SIM_14*sub1

Method: \\ChromNA\Edison\ChromData\CVOAMS14\20180221-67825.b\8260SIM_14.m
Limit Group: VOA - 8260C DKQP Water and Solid
Last Update: 22-Feb-2018 18:09:46 Calib Date: 21-Feb-2018 14:13:52
Integrator: RTE ID Type: RT Order ID
Quant Method: Internal Standard Quant By: Initial Calibration
Last ICal File: \\ChromNA\Edison\ChromData\CVOAMS14\20180221-67825.b\S003180.D

Column 1 : Rtx-624 (0.25 mm) Det: MS SCAN
Process Host: XAWRK023

First Level Reviewer: desais Date: 21-Feb-2018 12:49:45

Compound	Sig	RT (min.)	Exp RT (min.)	Dlt RT (min.)	Q	Response	Cal Amt ug/l	OnCol Amt ug/l	Flags
* 1 Fluorobenzene	96	5.028	5.028	0.000	100	24497	0.5000	0.5000	
* 2 1,4-Dioxane-d8	64	5.708	5.708	0.000	97	590	10.0	10.0	
* 3 Chlorobenzene-d5	82	8.405	8.405	0.000	99	9603	0.5000	0.5000	
$ 4 1,2-Dichloroethane-d4 (Sur	65	4.747	4.747	0.000	100	7460	0.5003	0.4979	
$ 5 4-Bromofluorobenzene	95	9.872	9.872	0.000	94	8075	0.5002	0.5199	
7 1,4-Dioxane	88	5.760	5.760	0.000	43	49	0.4000	0.5037	
8 Ethylene Dibromide	109	7.864	7.864	0.000	99	155	0.0200	0.0193	
9 1,2,3-Trichloropropane	110	10.134	10.134	0.000	98	63	0.0200	0.0172	
10 1,2-Dibromo-3-Chloropropan	157	12.083	12.083	0.000	95	33	0.0200	0.0180	

Reagents:

VMMIX1SIM_00107 Amount Added: 1.00 Units: uL
SIMDIOX50_00018 Amount Added: 4.00 Units: uL
SimissurNEW_00014 Amount Added: 2.00 Units: uL Run Reagent

Report Date: 22-Feb-2018 18:09:46 Chrom Revision: 2.2 08-Feb-2018 13:38:42

TestAmerica Edison

Data File: \\ChromNA\Edison\ChromData\CVOAMS14\20180221-67825.b\S003173.D

Injection Date:	21-Feb-2018 11:31:27	Instrument ID:	CVOAMS14	Operator ID:	
Lims ID:	STD04			Worklist Smp#:	2
Client ID:					
Purge Vol:	5.000 mL	Dil. Factor:	1.0000	ALS Bottle#:	0
Method:	8260SIM_14	Limit Group:	VOA - 8260C DKQP Water and Solid		

Column: Rtx-624 (0.25 mm)

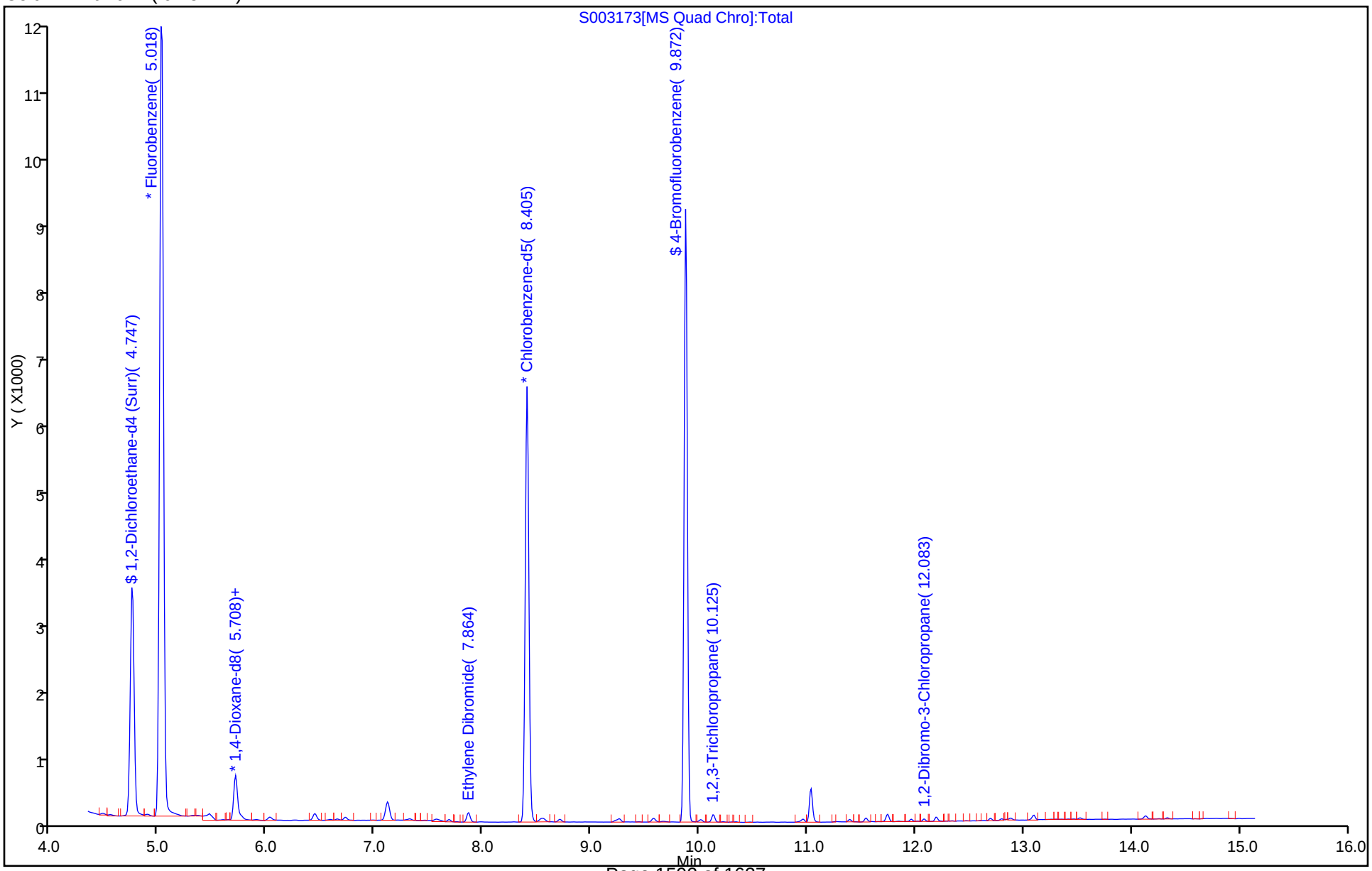

TestAmerica Edison
Target Compound Quantitation Report

Data File: \\ChromNA\Edison\ChromData\CVOAMS14\20180221-67825.b\S003174.D
Lims ID: STD1
Client ID:
Sample Type: IC Calib Level: 2
Inject. Date: 21-Feb-2018 11:54:36 ALS Bottle#: 0 Worklist Smp#: 3
Purge Vol: 5.000 mL Dil. Factor: 1.0000
Sample Info: STD1
Operator ID: Instrument ID: CVOAMS14
Sublist: chrom-8260SIM_14*sub1

Method: \\ChromNA\Edison\ChromData\CVOAMS14\20180221-67825.b\8260SIM_14.m
Limit Group: VOA - 8260C DKQP Water and Solid
Last Update: 22-Feb-2018 18:09:48 Calib Date: 21-Feb-2018 14:13:52
Integrator: RTE ID Type: RT Order ID
Quant Method: Internal Standard Quant By: Initial Calibration
Last ICal File: \\ChromNA\Edison\ChromData\CVOAMS14\20180221-67825.b\S003180.D

Column 1 : Rtx-624 (0.25 mm) Det: MS SCAN
Process Host: XAWRK023

First Level Reviewer: desais Date: 21-Feb-2018 12:49:53

Compound	Sig	RT (min.)	Exp RT (min.)	Dlt RT (min.)	Q	Response	Cal Amt ug/l	OnCol Amt ug/l	Flags
* 1 Fluorobenzene	96	5.028	5.028	0.000	100	24549	0.5000	0.5000	
* 2 1,4-Dioxane-d8	64	5.708	5.708	0.000	96	532	10.0	10.0	
* 3 Chlorobenzene-d5	82	8.405	8.405	0.000	96	9691	0.5000	0.5000	
$ 4 1,2-Dichloroethane-d4 (Sur	65	4.758	4.758	0.000	97	7684	0.5003	0.5117	
$ 5 4-Bromofluorobenzene	95	9.872	9.872	0.000	92	7995	0.5002	0.5101	
7 1,4-Dioxane	88	5.760	5.760	0.000	64	86	1.00	0.9805	
8 Ethylene Dibromide	109	7.864	7.864	0.000	97	337	0.0400	0.0416	
9 1,2,3-Trichloropropane	110	10.134	10.134	0.000	99	157	0.0400	0.0424	
10 1,2-Dibromo-3-Chloropropan	157	12.083	12.083	0.000	93	76	0.0400	0.0411	

Reagents:

VMMIX1SIM_00107 Amount Added: 2.00 Units: uL
SIMDIOX50_00018 Amount Added: 10.00 Units: uL
SimissurNEW_00014 Amount Added: 2.00 Units: uL Run Reagent

Report Date: 22-Feb-2018 18:09:48 Chrom Revision: 2.2 08-Feb-2018 13:38:42

TestAmerica Edison

Data File: \\ChromNA\Edison\ChromData\CVOAMS14\20180221-67825.b\S003174.D

Injection Date:	21-Feb-2018 11:54:36	Instrument ID:	CVOAMS14	Operator ID:	
Lims ID:	STD1			Worklist Smp#:	3
Client ID:					
Purge Vol:	5.000 mL	Dil. Factor:	1.0000	ALS Bottle#:	0
Method:	8260SIM_14	Limit Group:	VOA - 8260C DKQP Water and Solid		

Column: Rtx-624 (0.25 mm)

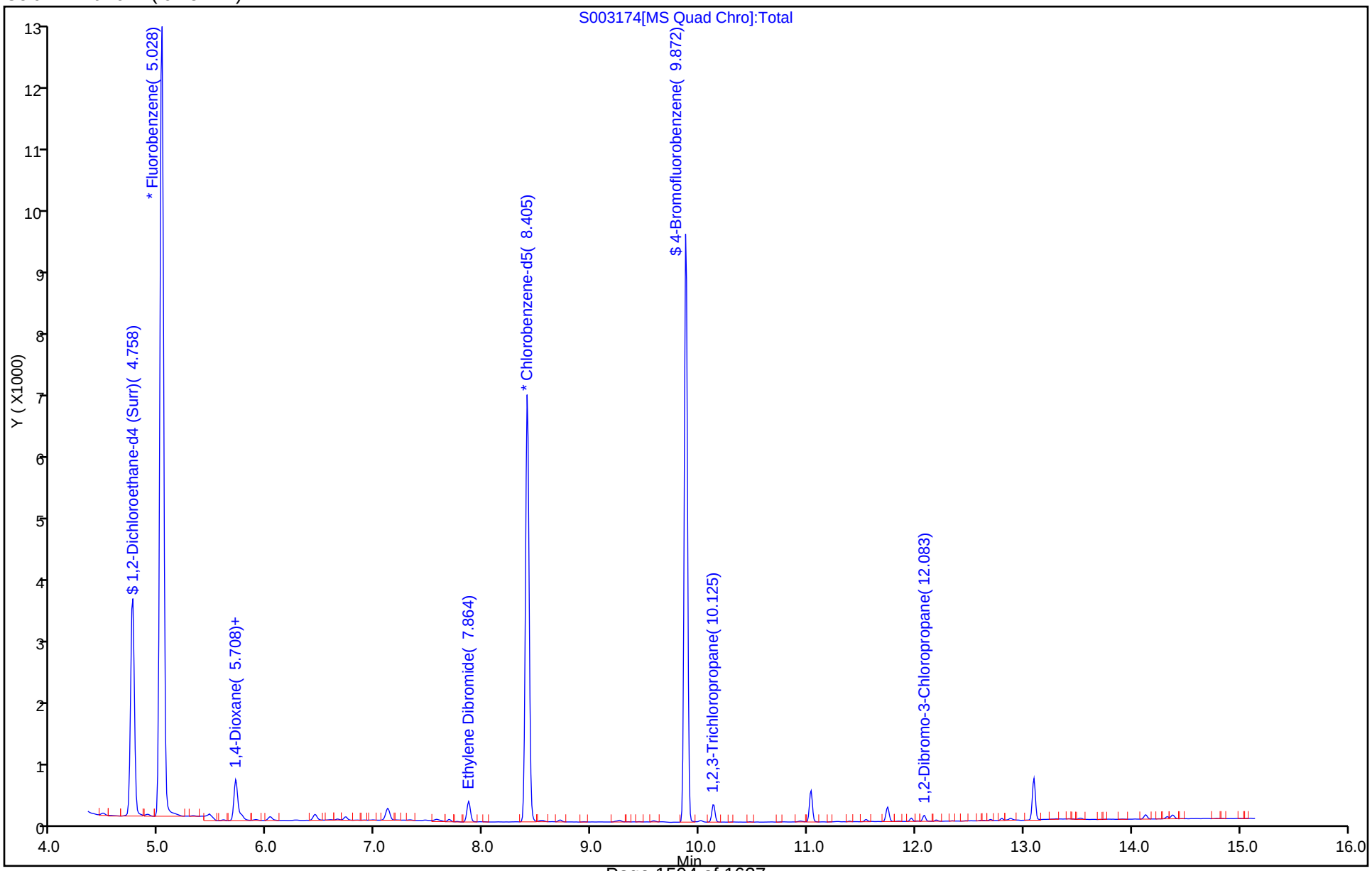

TestAmerica Edison
Target Compound Quantitation Report

Data File: \\ChromNA\Edison\ChromData\CVOAMS14\20180221-67825.b\S003175.D
Lims ID: STD5
Client ID:
Sample Type: ICIS Calib Level: 3
Inject. Date: 21-Feb-2018 12:17:49 ALS Bottle#: 0 Worklist Smp#: 4
Purge Vol: 5.000 mL Dil. Factor: 1.0000
Sample Info: STD5
Operator ID: Instrument ID: CVOAMS14
Sublist: chrom-8260SIM_14*sub1

Method: \\ChromNA\Edison\ChromData\CVOAMS14\20180221-67825.b\8260SIM_14.m
Limit Group: VOA - 8260C DKQP Water and Solid
Last Update: 22-Feb-2018 18:09:49 Calib Date: 21-Feb-2018 14:13:52
Integrator: RTE ID Type: RT Order ID
Quant Method: Internal Standard Quant By: Initial Calibration
Last ICal File: \\ChromNA\Edison\ChromData\CVOAMS14\20180221-67825.b\S003180.D

Column 1 : Rtx-624 (0.25 mm) Det: MS SCAN
Process Host: XAWRK023

First Level Reviewer: desais Date: 21-Feb-2018 12:50:17

Compound	Sig	RT (min.)	Exp RT (min.)	Dlt RT (min.)	Q	Response	Cal Amt ug/l	OnCol Amt ug/l	Flags
* 1 Fluorobenzene	96	5.028	5.028	0.000	100	22343	0.5000	0.5000	
* 2 1,4-Dioxane-d8	64	5.708	5.708	0.000	96	527	10.0	10.0	
* 3 Chlorobenzene-d5	82	8.405	8.405	0.000	96	8490	0.5000	0.5000	
$ 4 1,2-Dichloroethane-d4 (Sur	65	4.758	4.758	0.000	97	6691	0.5003	0.4896	
$ 5 4-Bromofluorobenzene	95	9.872	9.872	0.000	92	6892	0.5002	0.5019	
7 1,4-Dioxane	88	5.760	5.760	0.000	93	413	5.00	4.75	
8 Ethylene Dibromide	109	7.864	7.864	0.000	99	312	0.0500	0.0439	
9 1,2,3-Trichloropropane	110	10.134	10.134	0.000	98	161	0.0500	0.0496	
10 1,2-Dibromo-3-Chloropropan	157	12.083	12.083	0.000	95	79	0.0500	0.0488	

Reagents:

VMMIX1SIM_00107 Amount Added: 1.00 Units: uL
SIMDIOX50_00018 Amount Added: 20.00 Units: uL
SimissurNEW_00014 Amount Added: 2.00 Units: uL Run Reagent

Report Date: 22-Feb-2018 18:09:50 Chrom Revision: 2.2 08-Feb-2018 13:38:42

TestAmerica Edison

Data File: \\ChromNA\Edison\ChromData\CVOAMS14\20180221-67825.b\S003175.D

Injection Date:	21-Feb-2018 12:17:49	Instrument ID:	CVOAMS14	Operator ID:	
Lims ID:	STD5			Worklist Smp#:	4
Client ID:					
Purge Vol:	5.000 mL	Dil. Factor:	1.0000	ALS Bottle#:	0
Method:	8260SIM_14	Limit Group:	VOA - 8260C DKQP Water and Solid		

Column: Rtx-624 (0.25 mm)

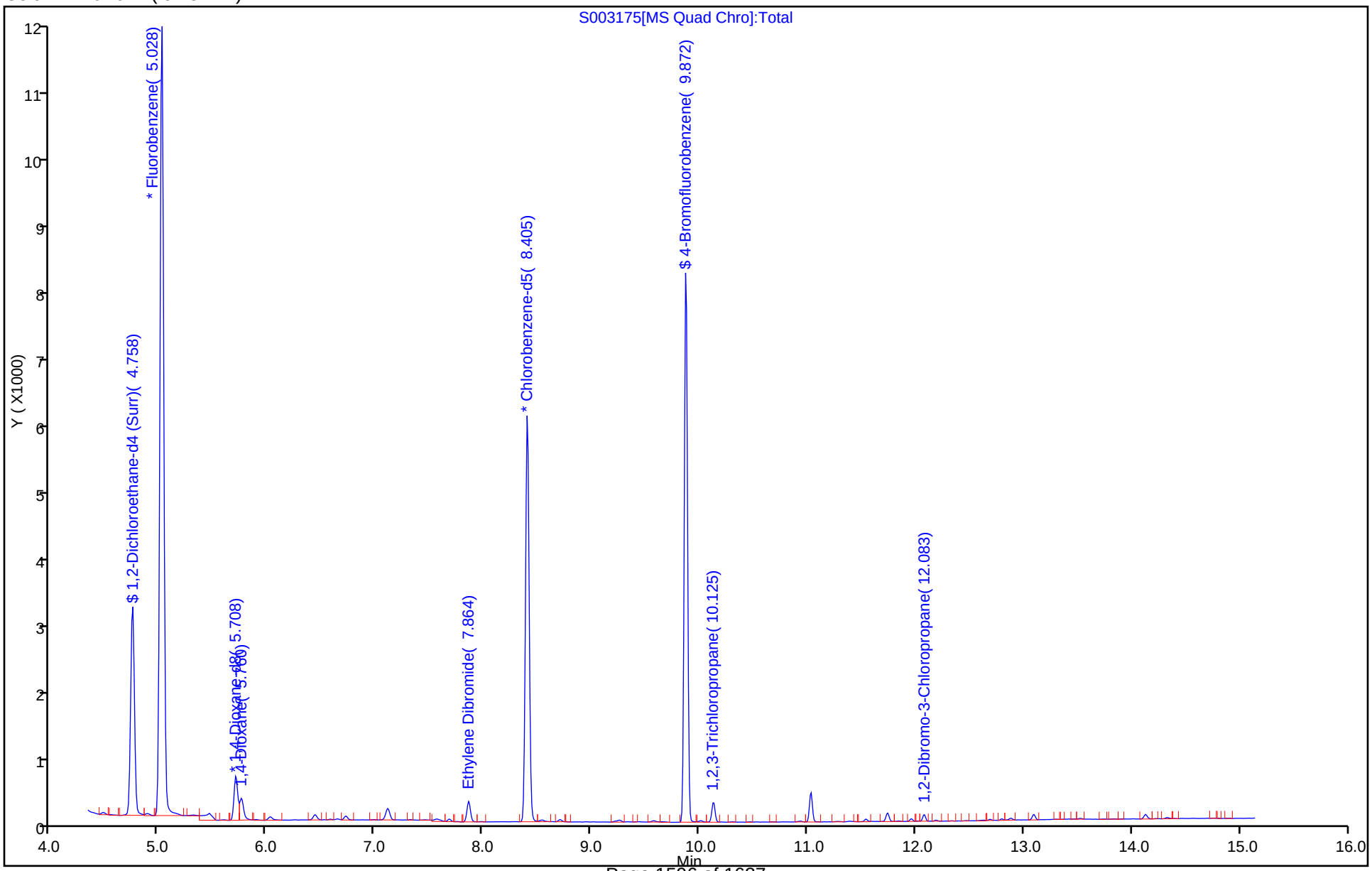

TestAmerica Edison
Target Compound Quantitation Report

Data File: \\ChromNA\Edison\ChromData\CVOAMS14\20180221-67825.b\S003176.D
Lims ID: STD10
Client ID:
Sample Type: IC Calib Level: 4
Inject. Date: 21-Feb-2018 12:41:00 ALS Bottle#: 0 Worklist Smp#: 5
Purge Vol: 5.000 mL Dil. Factor: 1.0000
Sample Info: STD10
Operator ID: Instrument ID: CVOAMS14
Sublist: chrom-8260SIM_14*sub1

Method: \\ChromNA\Edison\ChromData\CVOAMS14\20180221-67825.b\8260SIM_14.m
Limit Group: VOA - 8260C DKQP Water and Solid
Last Update: 22-Feb-2018 18:09:51 Calib Date: 21-Feb-2018 14:13:52
Integrator: RTE ID Type: RT Order ID
Quant Method: Internal Standard Quant By: Initial Calibration
Last ICal File: \\ChromNA\Edison\ChromData\CVOAMS14\20180221-67825.b\S003180.D

Column 1 : Rtx-624 (0.25 mm) Det: MS SCAN
Process Host: XAWRK023

First Level Reviewer: desais Date: 21-Feb-2018 13:13:47

Compound	Sig	RT (min.)	Exp RT (min.)	Dlt RT (min.)	Q	Response	Cal Amt ug/l	OnCol Amt ug/l	Flags
* 1 Fluorobenzene	96	5.028	5.028	0.000	100	22919	0.5000	0.5000	
* 2 1,4-Dioxane-d8	64	5.708	5.708	0.000	96	534	10.0	10.0	
* 3 Chlorobenzene-d5	82	8.405	8.405	0.000	97	8773	0.5000	0.5000	
$ 4 1,2-Dichloroethane-d4 (Sur	65	4.758	4.758	0.000	99	7000	0.5003	0.4993	
$ 5 4-Bromofluorobenzene	95	9.872	9.872	0.000	92	7164	0.5002	0.5049	
7 1,4-Dioxane	88	5.760	5.760	0.000	99	803	10.0	9.12	
8 Ethylene Dibromide	109	7.864	7.864	0.000	98	820	0.1000	0.1117	
9 1,2,3-Trichloropropane	110	10.134	10.134	0.000	99	362	0.1000	0.1080	
10 1,2-Dibromo-3-Chloropropan	157	12.083	12.083	0.000	96	177	0.1000	0.1058	

Reagents:

VMMIX1SIM_00107	Amount Added: 1.00	Units: uL	
SIMDIOX50_00018	Amount Added: 20.00	Units: uL	
SimissurNEW_00014	Amount Added: 2.00	Units: uL	Run Reagent

Report Date: 22-Feb-2018 18:09:51 Chrom Revision: 2.2 08-Feb-2018 13:38:42

TestAmerica Edison

Data File: \\ChromNA\Edison\ChromData\CVOAMS14\20180221-67825.b\S003176.D

Injection Date:	21-Feb-2018 12:41:00	Instrument ID:	CVOAMS14	Operator ID:	
Lims ID:	STD10			Worklist Smp#:	5
Client ID:					
Purge Vol:	5.000 mL	Dil. Factor:	1.0000	ALS Bottle#:	0
Method:	8260SIM_14	Limit Group:	VOA - 8260C DKQP Water and Solid		

Column: Rtx-624 (0.25 mm)

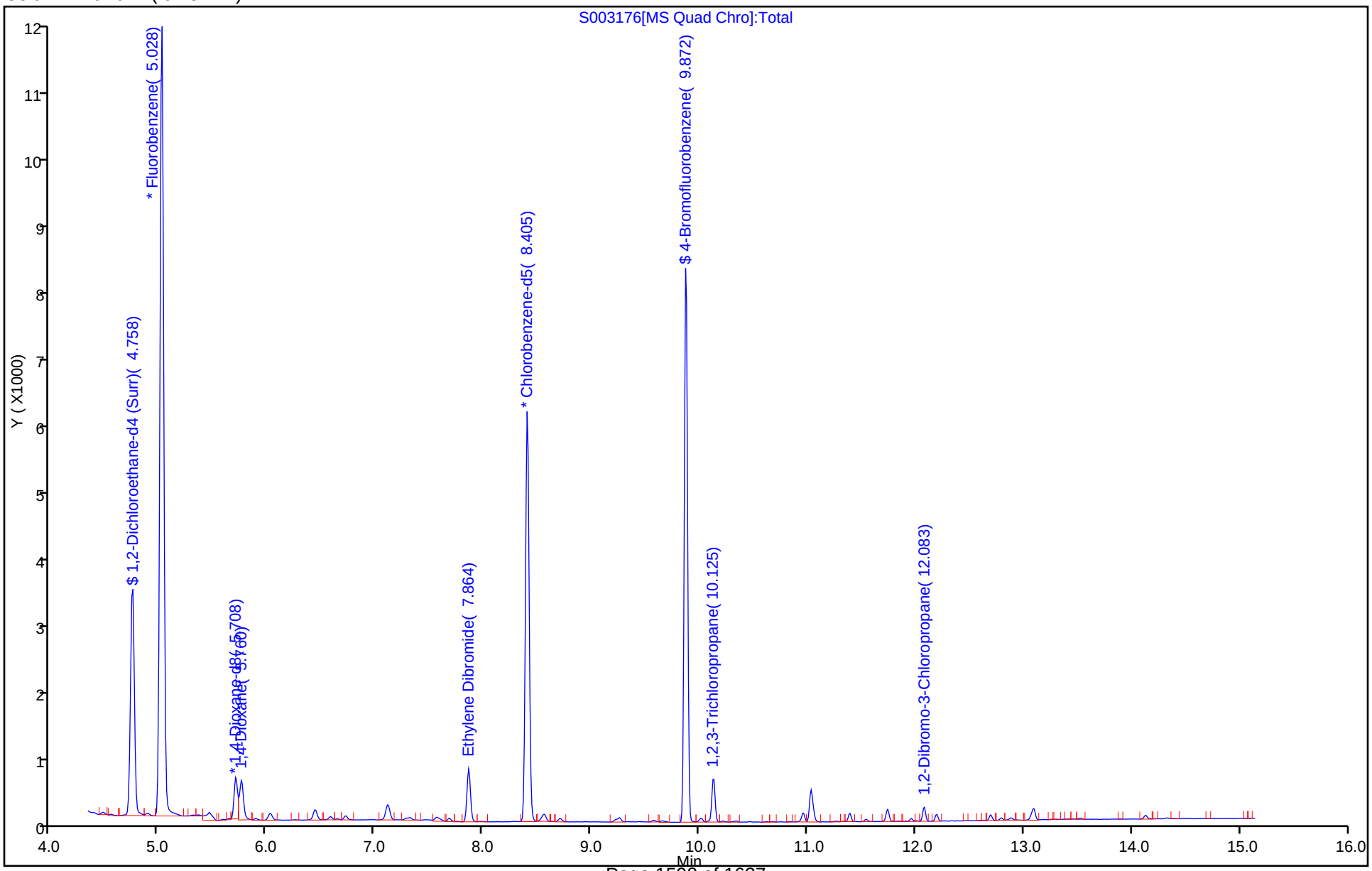

TestAmerica Edison
Target Compound Quantitation Report

Data File: \\ChromNA\Edison\ChromData\CVOAMS14\20180221-67825.b\S003177.D
Lims ID: STD20
Client ID:
Sample Type: IC Calib Level: 5
Inject. Date: 21-Feb-2018 13:04:11 ALS Bottle#: 0 Worklist Smp#: 6
Purge Vol: 5.000 mL Dil. Factor: 1.0000
Sample Info: STD20
Operator ID: Instrument ID: CVOAMS14
Sublist: chrom-8260SIM_14*sub1

Method: \\ChromNA\Edison\ChromData\CVOAMS14\20180221-67825.b\8260SIM_14.m
Limit Group: VOA - 8260C DKQP Water and Solid
Last Update: 22-Feb-2018 18:09:52 Calib Date: 21-Feb-2018 14:13:52
Integrator: RTE ID Type: RT Order ID
Quant Method: Internal Standard Quant By: Initial Calibration
Last ICal File: \\ChromNA\Edison\ChromData\CVOAMS14\20180221-67825.b\S003180.D

Column 1 : Rtx-624 (0.25 mm) Det: MS SCAN
Process Host: XAWRK023

First Level Reviewer: desais Date: 21-Feb-2018 13:26:16

Compound	Sig	RT (min.)	Exp RT (min.)	Dlt RT (min.)	Q	Response	Cal Amt ug/l	OnCol Amt ug/l	Flags
* 1 Fluorobenzene	96	5.028	5.028	0.000	100	22822	0.5000	0.5000	
* 2 1,4-Dioxane-d8	64	5.708	5.708	0.000	97	535	10.0	10.0	
* 3 Chlorobenzene-d5	82	8.405	8.405	0.000	96	8525	0.5000	0.5000	
$ 4 1,2-Dichloroethane-d4 (Sur	65	4.758	4.758	0.000	97	7056	0.5003	0.5055	
$ 5 4-Bromofluorobenzene	95	9.872	9.872	0.000	92	6752	0.5002	0.4897	
7 1,4-Dioxane	88	5.760	5.760	0.000	98	1751	20.0	19.9	
8 Ethylene Dibromide	109	7.864	7.864	0.000	98	1439	0.2000	0.2017	
9 1,2,3-Trichloropropane	110	10.134	10.134	0.000	100	653	0.2000	0.2004	
10 1,2-Dibromo-3-Chloropropan	157	12.082	12.083	-0.001	96	325	0.2000	0.1999	

Reagents:

VMMIX1SIM_00107 Amount Added: 1.00 Units: uL
SIMDIOX50_00018 Amount Added: 20.00 Units: uL
SimissurNEW_00014 Amount Added: 2.00 Units: uL Run Reagent

Report Date: 22-Feb-2018 18:09:53 Chrom Revision: 2.2 08-Feb-2018 13:38:42

TestAmerica Edison

Data File: \\ChromNA\Edison\ChromData\CVOAMS14\20180221-67825.b\S003177.D

Injection Date:	21-Feb-2018 13:04:11	Instrument ID:	CVOAMS14	Operator ID:	
Lims ID:	STD20			Worklist Smp#:	6
Client ID:					
Purge Vol:	5.000 mL	Dil. Factor:	1.0000	ALS Bottle#:	0
Method:	8260SIM_14	Limit Group:	VOA - 8260C DKQP Water and Solid		

Column: Rtx-624 (0.25 mm)

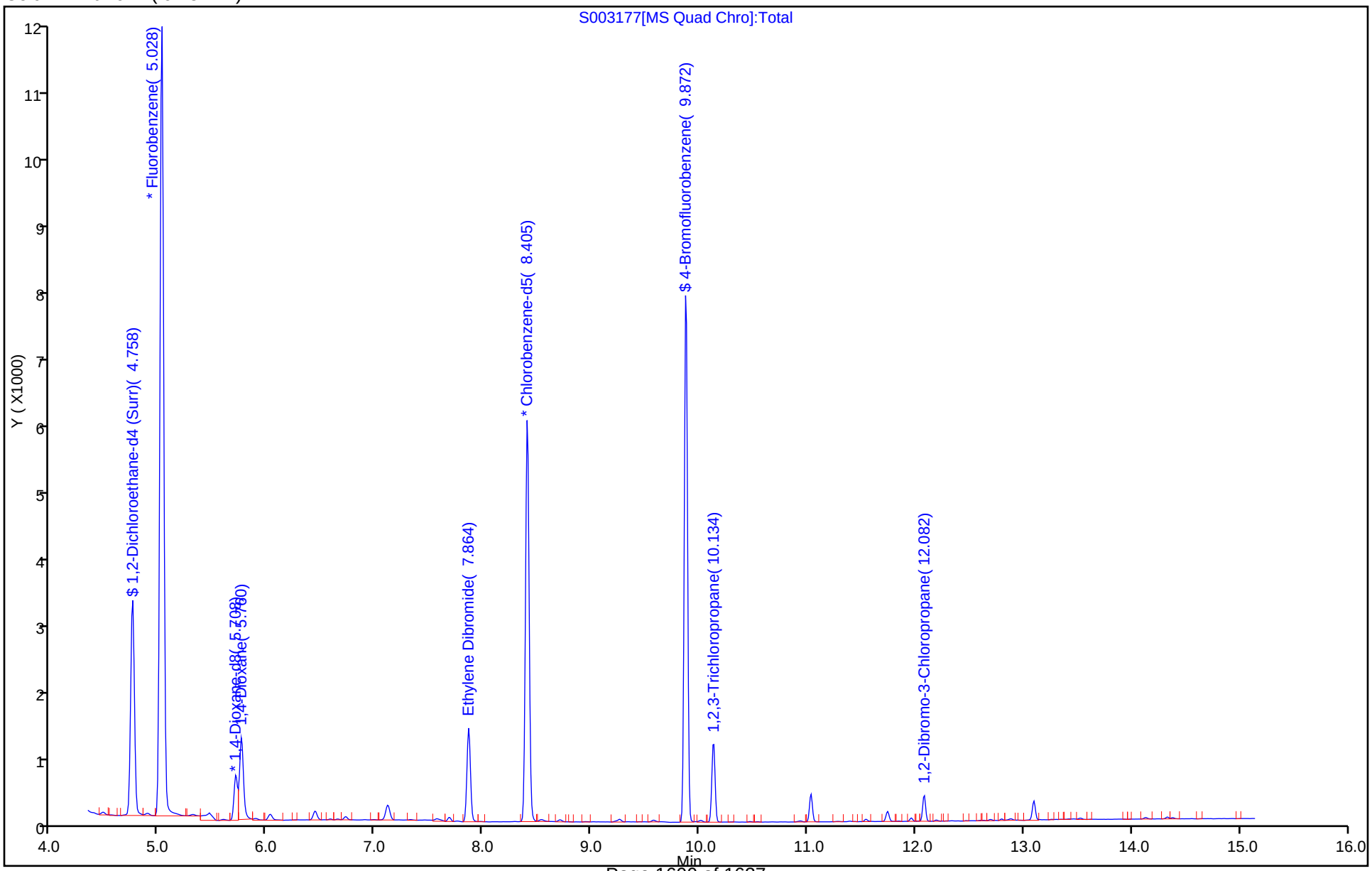

TestAmerica Edison
Target Compound Quantitation Report

Data File: \\ChromNA\Edison\ChromData\CVOAMS14\20180221-67825.b\S003178.D
Lims ID: STD30
Client ID:
Sample Type: IC Calib Level: 6
Inject. Date: 21-Feb-2018 13:27:22 ALS Bottle#: 0 Worklist Smp#: 7
Purge Vol: 5.000 mL Dil. Factor: 1.0000
Sample Info: STD30
Operator ID: Instrument ID: CVOAMS14
Sublist: chrom-8260SIM_14*sub1

Method: \\ChromNA\Edison\ChromData\CVOAMS14\20180221-67825.b\8260SIM_14.m
Limit Group: VOA - 8260C DKQP Water and Solid
Last Update: 22-Feb-2018 18:09:54 Calib Date: 21-Feb-2018 14:13:52
Integrator: RTE ID Type: RT Order ID
Quant Method: Internal Standard Quant By: Initial Calibration
Last ICal File: \\ChromNA\Edison\ChromData\CVOAMS14\20180221-67825.b\S003180.D

Column 1 : Rtx-624 (0.25 mm) Det: MS SCAN
Process Host: XAWRK023

First Level Reviewer: desais Date: 21-Feb-2018 13:52:49

Compound	Sig	RT (min.)	Exp RT (min.)	Dlt RT (min.)	Q	Response	Cal Amt ug/l	OnCol Amt ug/l	Flags
* 1 Fluorobenzene	96	5.028	5.028	0.000	100	22005	0.5000	0.5000	
* 2 1,4-Dioxane-d8	64	5.708	5.708	0.000	96	529	10.0	10.0	
* 3 Chlorobenzene-d5	82	8.405	8.405	0.000	97	8417	0.5000	0.5000	
$ 4 1,2-Dichloroethane-d4 (Sur	65	4.758	4.758	0.000	97	7024	0.5003	0.5219	
$ 5 4-Bromofluorobenzene	95	9.872	9.872	0.000	92	6809	0.5002	0.5001	
7 1,4-Dioxane	88	5.760	5.760	0.000	98	2591	30.0	29.7	
8 Ethylene Dibromide	109	7.864	7.864	0.000	98	3552	0.5000	0.5043	
9 1,2,3-Trichloropropane	110	10.134	10.134	0.000	99	1612	0.5000	0.5012	
10 1,2-Dibromo-3-Chloropropan	157	12.082	12.083	-0.001	95	787	0.5000	0.4902	

Reagents:

VMMIX1SIM_00107 Amount Added: 2.50 Units: uL
SIMDIOX50_00018 Amount Added: 30.00 Units: uL
SimissurNEW_00014 Amount Added: 2.00 Units: uL Run Reagent

Report Date: 22-Feb-2018 18:09:54 Chrom Revision: 2.2 08-Feb-2018 13:38:42

TestAmerica Edison

Data File: \\ChromNA\Edison\ChromData\CVOAMS14\20180221-67825.b\S003178.D

Injection Date:	21-Feb-2018 13:27:22	Instrument ID:	CVOAMS14	Operator ID:	
Lims ID:	STD30			Worklist Smp#:	7
Client ID:					
Purge Vol:	5.000 mL	Dil. Factor:	1.0000	ALS Bottle#:	0
Method:	8260SIM_14	Limit Group:	VOA - 8260C DKQP Water and Solid		

Column: Rtx-624 (0.25 mm)

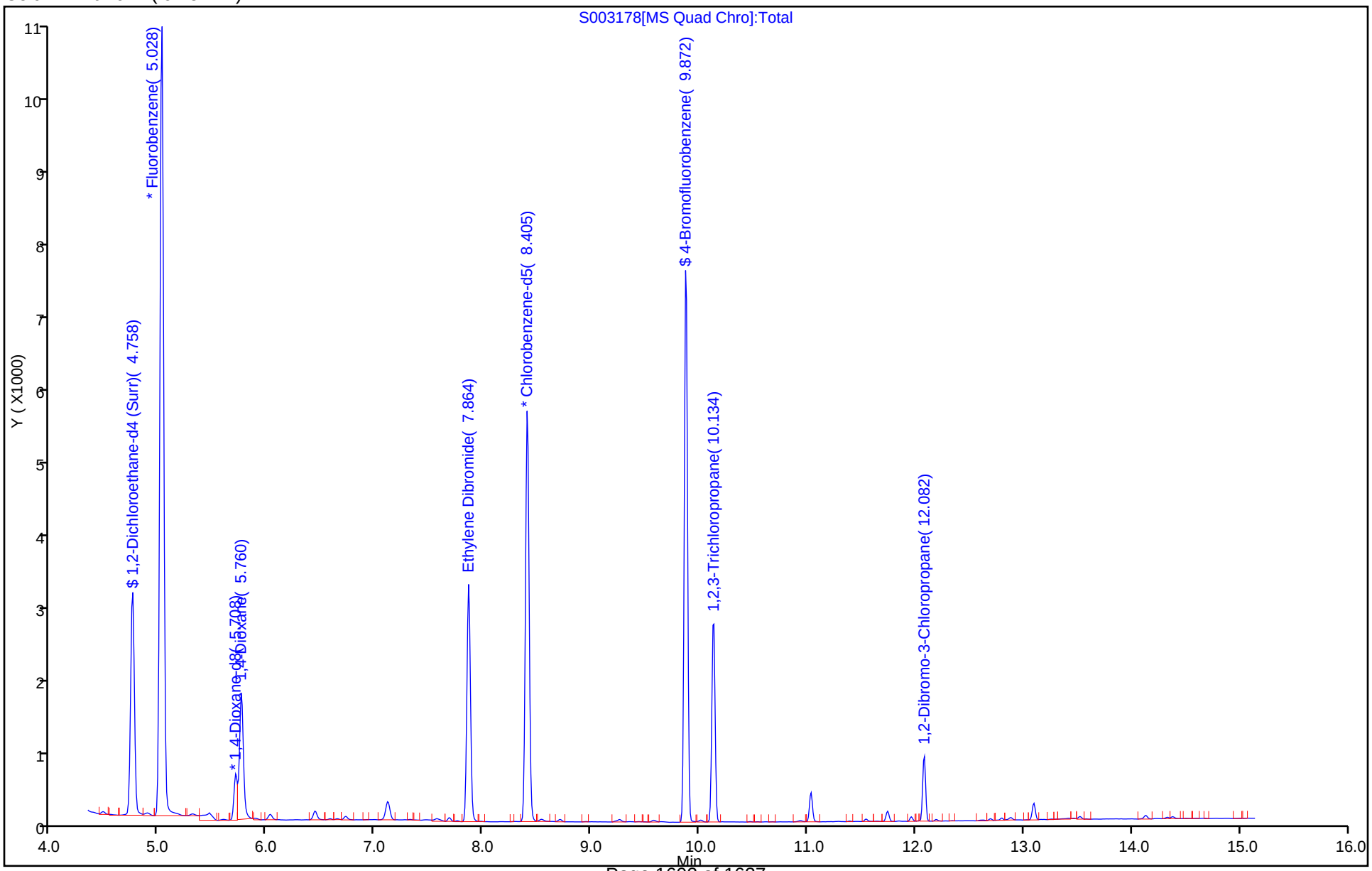

TestAmerica Edison
Target Compound Quantitation Report

Data File: \\ChromNA\Edison\ChromData\CVOAMS14\20180221-67825.b\S003179.D
Lims ID: STD40
Client ID:
Sample Type: IC Calib Level: 7
Inject. Date: 21-Feb-2018 13:50:38 ALS Bottle#: 0 Worklist Smp#: 8
Purge Vol: 5.000 mL Dil. Factor: 1.0000
Sample Info: STD40
Operator ID: Instrument ID: CVOAMS14
Sublist: chrom-8260SIM_14*sub1

Method: \\ChromNA\Edison\ChromData\CVOAMS14\20180221-67825.b\8260SIM_14.m
Limit Group: VOA - 8260C DKQP Water and Solid
Last Update: 22-Feb-2018 18:09:55 Calib Date: 21-Feb-2018 14:13:52
Integrator: RTE ID Type: RT Order ID
Quant Method: Internal Standard Quant By: Initial Calibration
Last ICal File: \\ChromNA\Edison\ChromData\CVOAMS14\20180221-67825.b\S003180.D

Column 1 : Rtx-624 (0.25 mm) Det: MS SCAN
Process Host: XAWRK023

First Level Reviewer: baronm Date: 22-Feb-2018 18:06:07

Compound	Sig	RT (min.)	Exp RT (min.)	Dlt RT (min.)	Q	Response	Cal Amt ug/l	OnCol Amt ug/l	Flags
* 1 Fluorobenzene	96	5.028	5.028	0.000	100	20307	0.5000	0.5000	
* 2 1,4-Dioxane-d8	64	5.708	5.708	0.000	97	526	10.0	10.0	
* 3 Chlorobenzene-d5	82	8.405	8.405	0.000	96	7605	0.5000	0.5000	
$ 4 1,2-Dichloroethane-d4 (Sur	65	4.758	4.758	0.000	97	6158	0.5003	0.4958	
$ 5 4-Bromofluorobenzene	95	9.872	9.872	0.000	93	5996	0.5002	0.4874	
7 1,4-Dioxane	88	5.760	5.760	0.000	98	3251	40.0	37.5	
8 Ethylene Dibromide	109	7.864	7.864	0.000	98	6404	1.00	1.01	
9 1,2,3-Trichloropropane	110	10.134	10.134	0.000	99	2944	1.00	1.01	
10 1,2-Dibromo-3-Chloropropan	157	12.083	12.083	0.000	94	1499	1.00	1.03	

Reagents:

VMMIX1SIM_00107	Amount Added: 5.00	Units: uL	
SIMDIOX50_00018	Amount Added: 40.00	Units: uL	
SimissurNEW_00014	Amount Added: 2.00	Units: uL	Run Reagent

Report Date: 22-Feb-2018 18:09:56 Chrom Revision: 2.2 08-Feb-2018 13:38:42

TestAmerica Edison

Data File: \\ChromNA\Edison\ChromData\CVOAMS14\20180221-67825.b\S003179.D

Injection Date:	21-Feb-2018 13:50:38	Instrument ID:	CVOAMS14	Operator ID:	
Lims ID:	STD40			Worklist Smp#:	8
Client ID:					
Purge Vol:	5.000 mL	Dil. Factor:	1.0000	ALS Bottle#:	0
Method:	8260SIM_14	Limit Group:	VOA - 8260C DKQP Water and Solid		

Column: Rtx-624 (0.25 mm)

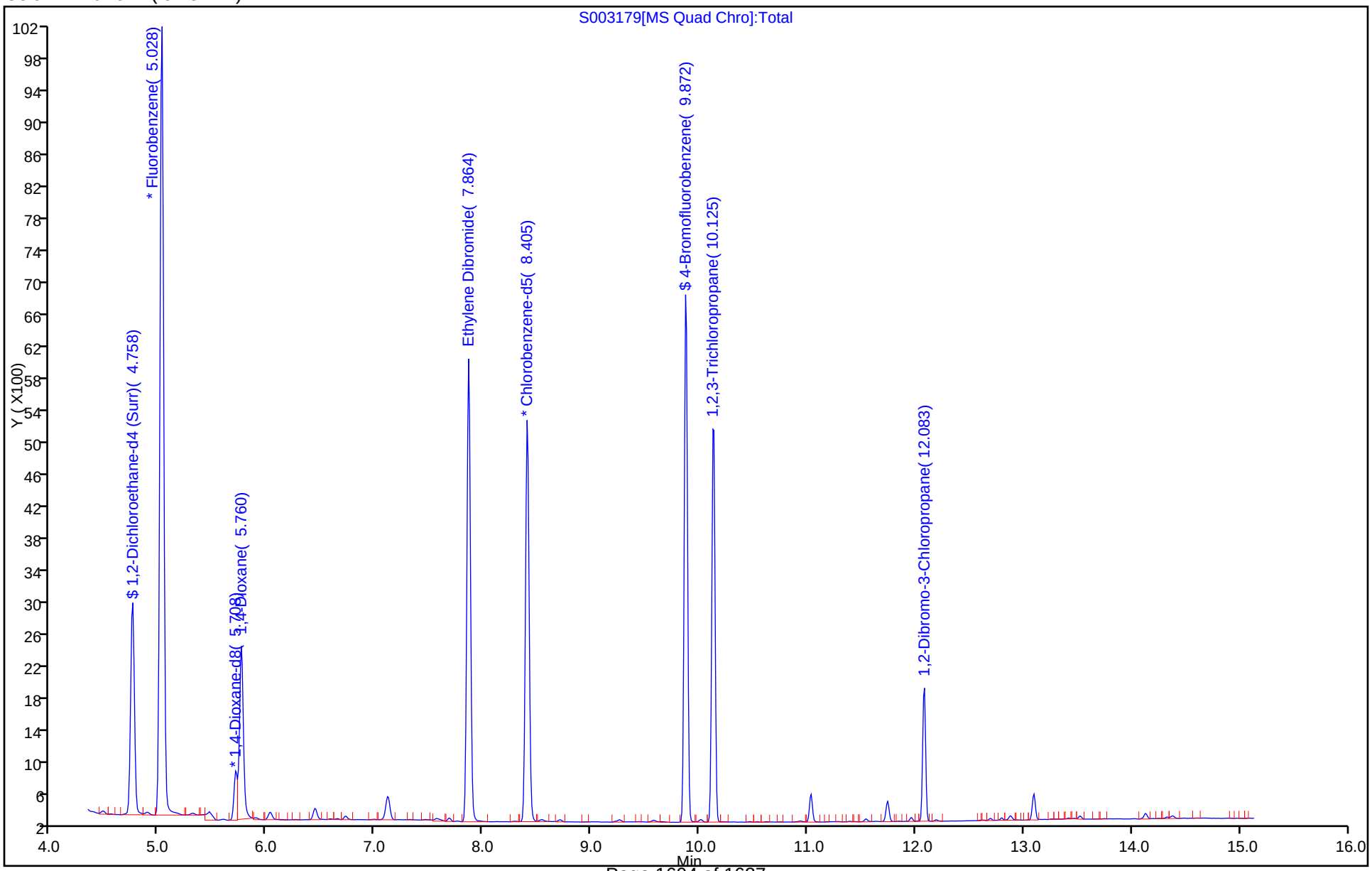

TestAmerica Edison
Target Compound Quantitation Report

Data File: \\ChromNA\Edison\ChromData\CVOAMS14\20180221-67825.b\S003180.D
Lims ID: STD50
Client ID:
Sample Type: IC Calib Level: 8
Inject. Date: 21-Feb-2018 14:13:52 ALS Bottle#: 0 Worklist Smp#: 9
Purge Vol: 5.000 mL Dil. Factor: 1.0000
Sample Info: STD50
Operator ID: Instrument ID: CVOAMS14
Sublist: chrom-8260SIM_14*sub1

Method: \\ChromNA\Edison\ChromData\CVOAMS14\20180221-67825.b\8260SIM_14.m
Limit Group: VOA - 8260C DKQP Water and Solid
Last Update: 22-Feb-2018 18:09:57 Calib Date: 21-Feb-2018 14:13:52
Integrator: RTE ID Type: RT Order ID
Quant Method: Internal Standard Quant By: Initial Calibration
Last ICal File: \\ChromNA\Edison\ChromData\CVOAMS14\20180221-67825.b\S003180.D

Column 1 : Rtx-624 (0.25 mm) Det: MS SCAN
Process Host: XAWRK023

First Level Reviewer: desais Date: 22-Feb-2018 06:38:29

Compound	Sig	RT (min.)	Exp RT (min.)	Dlt RT (min.)	Q	Response	Cal Amt ug/l	OnCol Amt ug/l	Flags
* 1 Fluorobenzene	96	5.028	5.028	0.000	100	18829	0.5000	0.5000	
* 2 1,4-Dioxane-d8	64	5.708	5.708	0.000	85	491	10.0	10.0	
* 3 Chlorobenzene-d5	82	8.405	8.405	0.000	97	6720	0.5000	0.5000	
$ 4 1,2-Dichloroethane-d4 (Sur	65	4.758	4.758	0.000	97	5539	0.5003	0.4809	
$ 5 4-Bromofluorobenzene	95	9.872	9.872	0.000	92	5301	0.5002	0.4877	
7 1,4-Dioxane	88	5.760	5.760	0.000	98	3956	50.0	48.9	
8 Ethylene Dibromide	109	7.864	7.864	0.000	98	10995	2.00	1.96	
9 1,2,3-Trichloropropane	110	10.134	10.134	0.000	100	5095	2.00	1.98	
10 1,2-Dibromo-3-Chloropropan	157	12.083	12.083	0.000	95	2625	2.00	2.05	

Reagents:

VMMIX1SIM_00107	Amount Added: 10.00	Units: uL	
SIMDIOX50_00018	Amount Added: 50.00	Units: uL	
SimissurNEW_00014	Amount Added: 2.00	Units: uL	Run Reagent

Report Date: 22-Feb-2018 18:09:57 Chrom Revision: 2.2 08-Feb-2018 13:38:42

TestAmerica Edison

Data File: \\ChromNA\Edison\ChromData\CVOAMS14\20180221-67825.b\S003180.D

Injection Date:	21-Feb-2018 14:13:52	Instrument ID:	CVOAMS14	Operator ID:	
Lims ID:	STD50			Worklist Smp#:	9
Client ID:					
Purge Vol:	5.000 mL	Dil. Factor:	1.0000	ALS Bottle#:	0
Method:	8260SIM_14	Limit Group:	VOA - 8260C DKQP Water and Solid		

Column: Rtx-624 (0.25 mm)

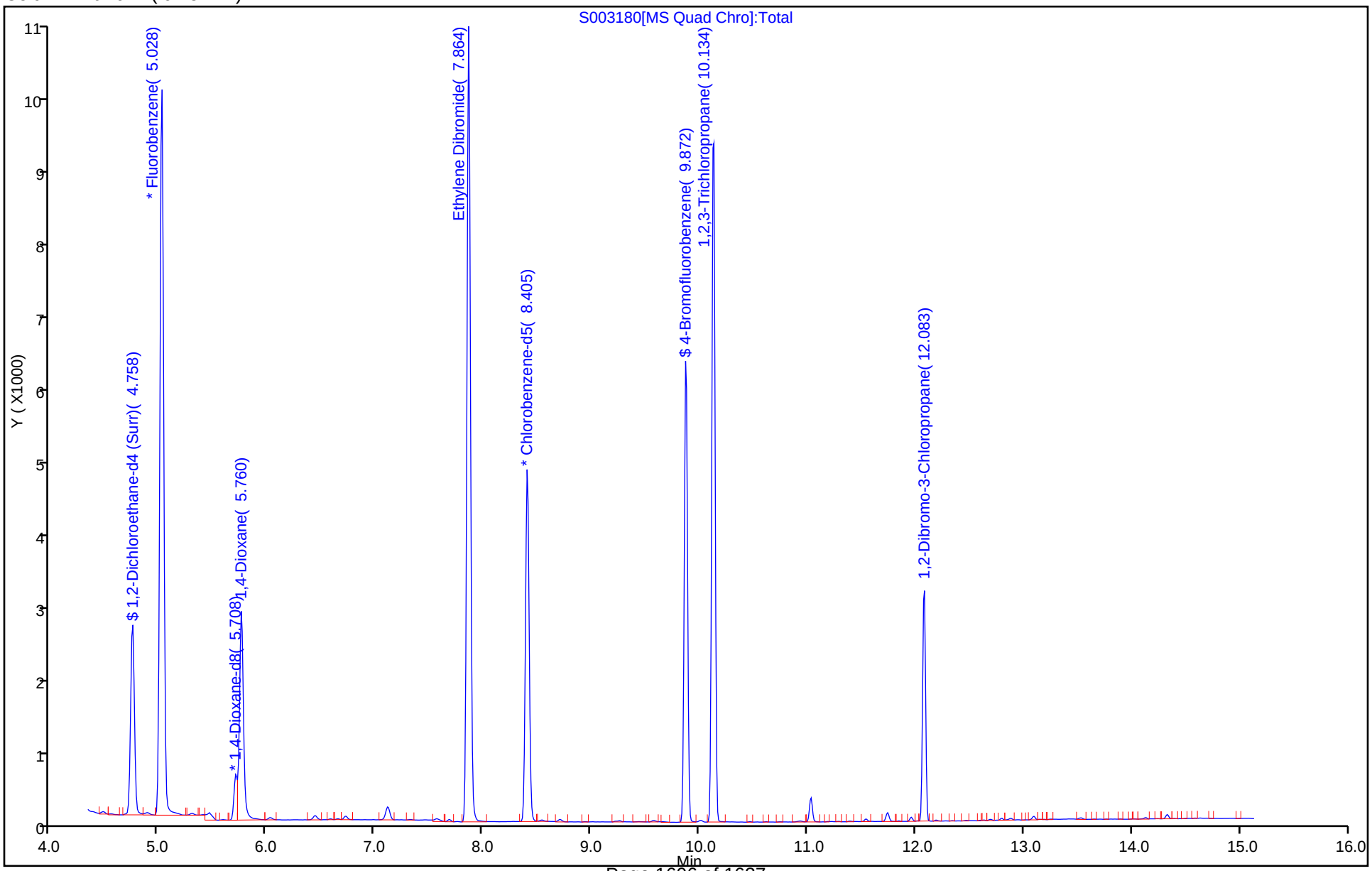

FORM VII
GC/MS VOA CONTINUING CALIBRATION DATA

Lab Name: TestAmerica Edison Job No.: 460-151079-1

SDG No.:

Lab Sample ID: CCVIS 460-501589/3 Calibration Date: 03/06/2018 08:04

Instrument ID: CVOAMS14 Calib Start Date: 02/21/2018 11:31

GC Column: Rtx-624 ID: 0.25(mm) Calib End Date: 02/21/2018 14:13

Lab File ID: S003601.D Conc. Units: ug/L Heated Purge: (Y/N) Y

ANALYTE	CURVE TYPE	AVE RRF	RRF	MIN RRF	CALC AMOUNT	SPIKE AMOUNT	%D	MAX %D
1,4-Dioxane	Ave	1.649	1.692		5.13	5.00	2.6	20.0
Ethylene Dibromide	Ave	0.4184	0.3379	0.1000	0.0404	0.0500	-19.3	20.0
1,2,3-Trichloropropane	Ave	0.1911	0.2413		0.0631	0.0500	26.3*	20.0
1,2-Dibromo-3-Chloropropane	Ave	0.0954	0.0764	0.0500	0.0401	0.0500	-19.9	20.0
1,2-Dichloroethane-d4 (Surr)	Ave	0.3058	0.2986		0.489	0.500	-2.4	20.0
4-Bromofluorobenzene	Ave	0.8087	0.8758		0.542	0.500	8.3	20.0

TestAmerica Edison
Target Compound Quantitation Report

Data File: \\ChromNA\Edison\ChromData\CVOAMS14\20180306-68390.b\S003601.D
Lims ID: CCVIS
Client ID:
Sample Type: CCVIS
Inject. Date: 06-Mar-2018 08:04:17 ALS Bottle#: 0 Worklist Smp#: 3
Purge Vol: 5.000 mL Dil. Factor: 1.0000
Sample Info: CCVIS
Operator ID: Instrument ID: CVOAMS14
Sublist: chrom-8260SIM_14*sub1

Method: \\ChromNA\Edison\ChromData\CVOAMS14\20180306-68390.b\8260SIM_14.m
Limit Group: VOA - 8260C DKQP Water and Solid
Last Update: 06-Mar-2018 10:28:42 Calib Date: 21-Feb-2018 14:13:52
Integrator: RTE ID Type: RT Order ID
Quant Method: Internal Standard Quant By: Initial Calibration
Last ICal File: \\ChromNA\Edison\ChromData\CVOAMS14\20180221-67825.b\S003180.D

Column 1 : Rtx-624 (0.25 mm) Det: MS SCAN
Process Host: XAWRK012

First Level Reviewer: desais Date: 06-Mar-2018 08:41:29

Compound	Sig	RT (min.)	Exp RT (min.)	Dlt RT (min.)	Q	Response	Cal Amt ug/l	OnCol Amt ug/l	Flags
* 1 Fluorobenzene	96	5.028	5.028	0.000	100	19484	0.5000	0.5000	
* 2 1,4-Dioxane-d8	64	5.708	5.708	0.000	97	389	10.0	10.0	
* 3 Chlorobenzene-d5	82	8.405	8.405	0.000	96	7459	0.5000	0.5000	
$ 4 1,2-Dichloroethane-d4 (Sur	65	4.758	4.758	0.000	98	5822	0.5003	0.4885	
$ 5 4-Bromofluorobenzene	95	9.872	9.872	0.000	91	6535	0.5002	0.5417	
7 1,4-Dioxane	88	5.760	5.760	0.000	96	329	5.00	5.13	
8 Ethylene Dibromide	109	7.864	7.864	0.000	99	252	0.0500	0.0404	
9 1,2,3-Trichloropropane	110	10.134	10.134	0.000	100	180	0.0500	0.0631	
10 1,2-Dibromo-3-Chloropropan	157	12.083	12.083	0.000	88	57	0.0500	0.0401	

Reagents:

VMMIX1SIM_00108	Amount Added: 1.00	Units: uL	
SIMDIOX50_00019	Amount Added: 20.00	Units: uL	
SimissurNEW_00014	Amount Added: 2.00	Units: uL	Run Reagent

Report Date: 06-Mar-2018 10:28:43 Chrom Revision: 2.2 08-Feb-2018 13:38:42

TestAmerica Edison

Data File: \\ChromNA\Edison\ChromData\CVOAMS14\20180306-68390.b\S003601.D

Injection Date:	06-Mar-2018 08:04:17	Instrument ID:	CVOAMS14	Operator ID:	
Lims ID:	CCVIS			Worklist Smp#:	3
Client ID:					
Purge Vol:	5.000 mL	Dil. Factor:	1.0000	ALS Bottle#:	0
Method:	8260SIM_14	Limit Group:	VOA - 8260C DKQP Water and Solid		

Column: Rtx-624 (0.25 mm)

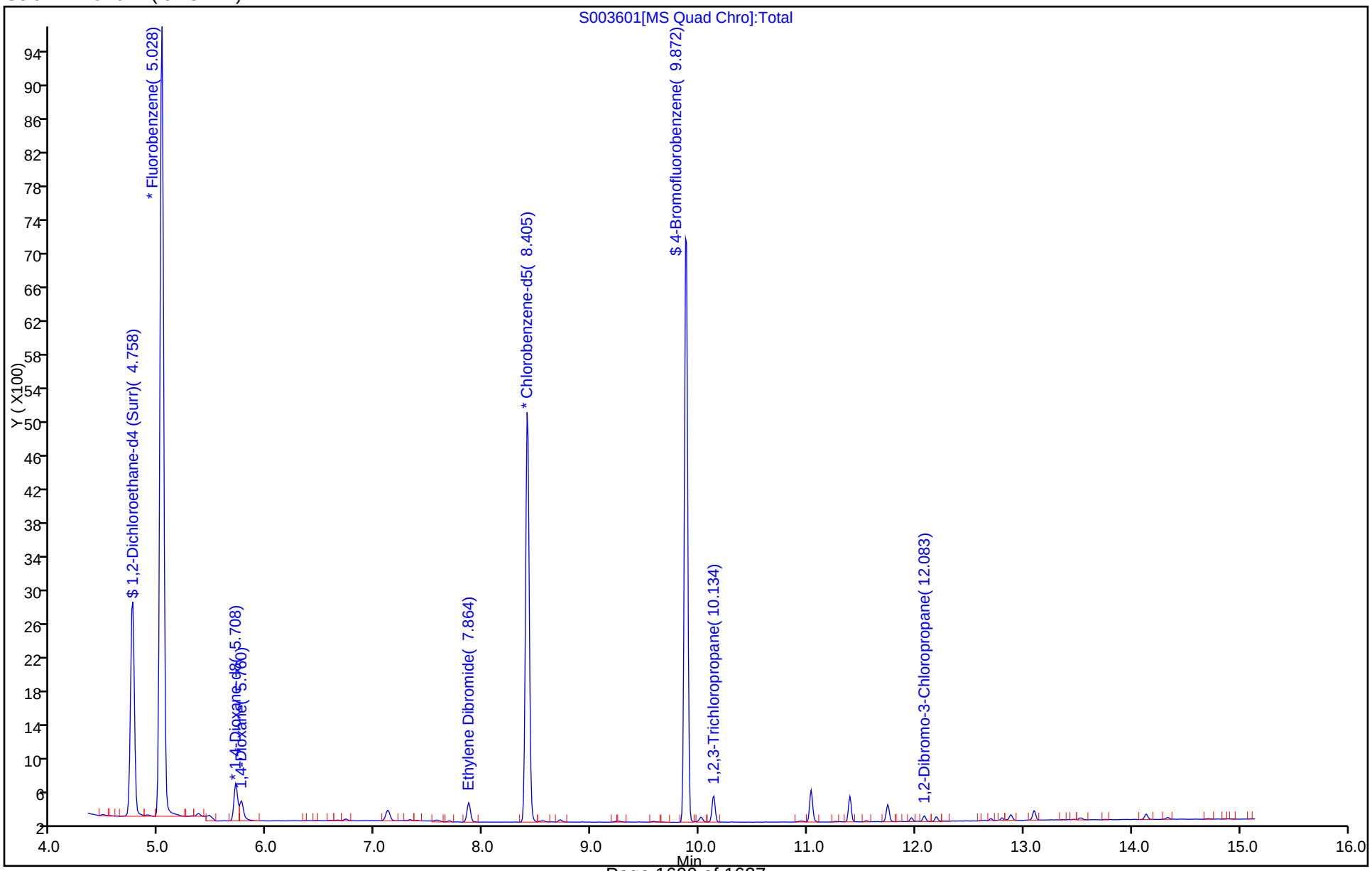

TestAmerica Edison
Target Compound Quantitation Report

Data File: \\ChromNA\Edison\ChromData\CVOAMS14\20180221-67825.b\S003172.D
Lims ID: BFB
Client ID:
Sample Type: BFB
Inject. Date: 21-Feb-2018 11:12:47 ALS Bottle#: 0 Worklist Smp#: 1
Injection Vol: 10.0 mL Dil. Factor: 1.0000
Sample Info: BFB
Operator ID: Instrument ID: CVOAMS14

Method: \\ChromNA\Edison\ChromData\CVOAMS14\20180221-67825.b\8260SIM_14.m
Limit Group: VOA - 8260C DKQP Water and Solid
Last Update: 22-Feb-2018 07:55:33 Calib Date: 21-Feb-2018 14:13:52
Integrator: RTE ID Type: RT Order ID
Quant Method: Internal Standard Quant By: Initial Calibration
Last ICal File: \\ChromNA\Edison\ChromData\CVOAMS14\20180221-67825.b\S003180.D

Column 1 : Rtx-624 (0.25 mm) Det: MS SCAN
Process Host: XAWRK004

First Level Reviewer: desais Date: 21-Feb-2018 11:52:20

Compound	Sig	RT (min.)	Exp RT (min.)	Dlt RT (min.)	Q	Response	Cal Amt ug/l	OnCol Amt ug/l	Flags
$ 6 BFB	95	3.726	3.726	0.000	0	94416	NR	NR	

QC Flag Legend

Processing Flags
NR - Missing Quant Standard

Reagents:

BFB_00016 Amount Added: 1.00 Units: uL

MS Tune Report

TestAmerica Edison

Data File: \\ChromNA\Edison\ChromData\CVOAMS14\20180221-67825.b\S003172.D
Injection Date: 21-Feb-2018 11:12:47 Instrument ID: CVOAMS14
Lims ID: BFB
Client ID:
Operator ID: ALS Bottle#: 0 Worklist Smp#: 1
Injection Vol: 10.0 mL Dil. Factor: 1.0000
Method: 8260SIM_14 Limit Group: VOA - 8260C DKQP Water and Solid
Tune Method: BFB Method 8260

$ 6 BFB

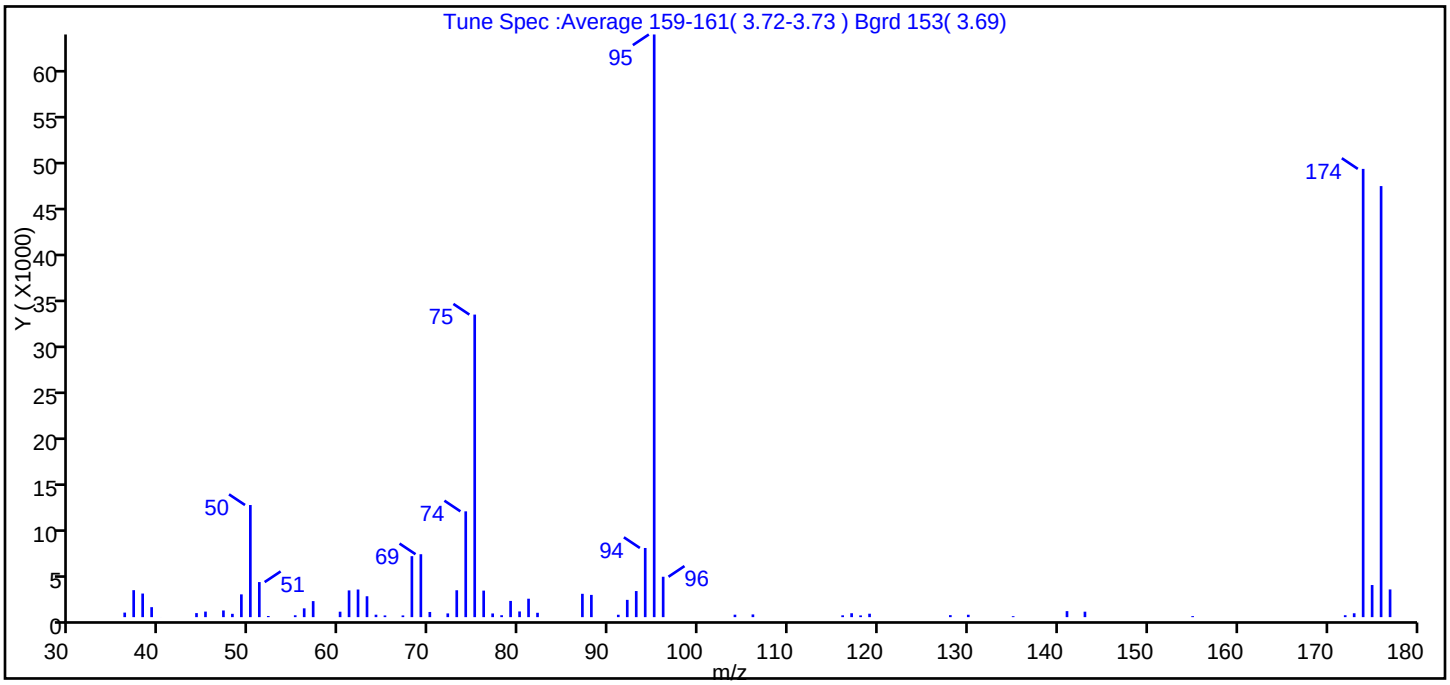

m/z	Ion Abundance Criteria	% Relative Abundance
95	Base peak, 100% relative abundance	100.0
50	15 to 40% of m/z 95	19.2
75	30 to 60% of m/z 95	51.9
96	5 to 9% of m/z 95	6.9
173	Less than 2% of m/z 174	0.7 (0.9)
174	50 to 120% of m/z 95	76.9
175	5 to 9% of m/z 174	5.5 (7.2)
176	Greater than 95% but less than 101% of m/z 174	74.0 (96.2)
177	5 to 9% of m/z 176	4.8 (6.4)

Data File: \\ChromNA\Edison\ChromData\CVOAMS14\20180221-67825.b\S003172.D\8260SIM_14.rslt\spectra.d
Injection Date: 21-Feb-2018 11:12:47
Spectrum: Tune Spec :Average 159-161(3.72-3.73) Bgrd 153(3.69)
Base Peak: 95.00
Minimum % Base Peak: 0
Number of Points: 63

m/z	Y	m/z	Y	m/z	Y	m/z	Y
36.00	492	60.00	590	78.00	207	117.00	425
37.00	2924	61.00	2898	79.00	1758	118.00	189
38.00	2558	62.00	2995	80.00	618	119.00	372
39.00	1082	63.00	2264	81.00	1998	128.00	216
40.00	2	64.00	265	82.00	472	130.00	260
44.00	439	65.00	185	87.00	2530	135.00	102
45.00	602	67.00	186	88.00	2411	141.00	652
47.00	724	68.00	6608	91.00	260	143.00	592
48.00	361	69.00	6820	92.00	1873	155.00	111
49.00	2468	70.00	561	93.00	2828	172.00	208
50.00	12152	72.00	405	94.00	7496	173.00	420
51.00	3800	73.00	2914	95.00	63152	174.00	48584
52.00	124	74.00	11468	96.00	4378	175.00	3480
55.00	203	75.00	32792	104.00	266	176.00	46720
56.00	955	76.00	2876	106.00	295	177.00	3003
57.00	1738	77.00	400	116.00	198		

TestAmerica Edison
Target Compound Quantitation Report

Data File: \\ChromNA\Edison\ChromData\CVOAMS14\20180306-68390.b\S003599.D
Lims ID: BFB
Client ID:
Sample Type: BFB
Inject. Date: 06-Mar-2018 07:17:55 ALS Bottle#: 0 Worklist Smp#: 1
Injection Vol: 10.0 mL Dil. Factor: 1.0000
Sample Info: BFB
Operator ID: Instrument ID: CVOAMS14

Method: \\ChromNA\Edison\ChromData\CVOAMS14\20180306-68390.b\8260SIM_14.m
Limit Group: VOA - 8260C DKQP Water and Solid
Last Update: 06-Mar-2018 10:28:41 Calib Date: 21-Feb-2018 14:13:52
Integrator: RTE ID Type: RT Order ID
Quant Method: Internal Standard Quant By: Initial Calibration
Last ICal File: \\ChromNA\Edison\ChromData\CVOAMS14\20180221-67825.b\S003180.D

Column 1 : Rtx-624 (0.25 mm) Det: MS SCAN
Process Host: XAWRK012

First Level Reviewer: desais Date: 06-Mar-2018 08:01:20

Compound	Sig	RT (min.)	Exp RT (min.)	Dlt RT (min.)	Q	Response	Cal Amt ug/l	OnCol Amt ug/l	Flags
$ 6 BFB	95	3.726	3.726	0.000	0	95541	NR	NR	

QC Flag Legend

Processing Flags
NR - Missing Quant Standard

Reagents:

BFB_00016 Amount Added: 1.00 Units: uL

MS Tune Report

TestAmerica Edison

Data File: \\ChromNA\Edison\ChromData\CVOAMS14\20180306-68390.b\S003599.D
Injection Date: 06-Mar-2018 07:17:55 Instrument ID: CVOAMS14
Lims ID: BFB
Client ID:
Operator ID: ALS Bottle#: 0 Worklist Smp#: 1
Injection Vol: 10.0 mL Dil. Factor: 1.0000
Method: 8260SIM_14 Limit Group: VOA - 8260C DKQP Water and Solid
Tune Method: BFB Method 8260

$ 6 BFB

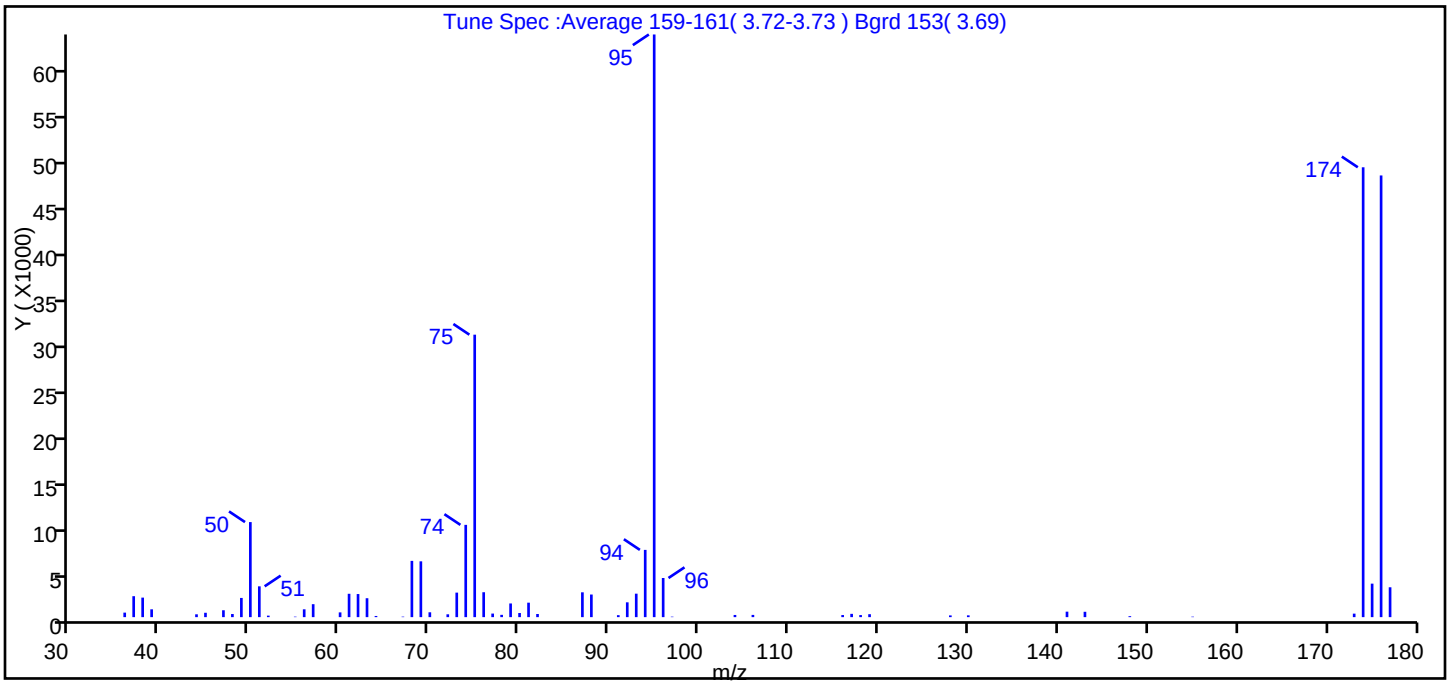

m/z	Ion Abundance Criteria	% Relative Abundance
95	Base peak, 100% relative abundance	100.0
50	15 to 40% of m/z 95	16.3
75	30 to 60% of m/z 95	48.5
96	5 to 9% of m/z 95	6.7
173	Less than 2% of m/z 174	0.6 (0.8)
174	50 to 120% of m/z 95	77.2
175	5 to 9% of m/z 174	5.7 (7.4)
176	Greater than 95% but less than 101% of m/z 174	75.8 (98.2)
177	5 to 9% of m/z 176	5.1 (6.8)

Data File: \\ChromNA\Edison\ChromData\CVOAMS14\20180306-68390.b\S003599.D\8260SIM_14.rslt\spectra.d
Injection Date: 06-Mar-2018 07:17:55
Spectrum: Tune Spec :Average 159-161(3.72-3.73) Bgrd 153(3.69)
Base Peak: 95.00
Minimum % Base Peak: 0
Number of Points: 61

m/z	Y	m/z	Y	m/z	Y	m/z	Y
36.00	496	61.00	2561	80.00	452	118.00	227
37.00	2298	62.00	2532	81.00	1586	119.00	323
38.00	2141	63.00	2075	82.00	344	128.00	189
39.00	859	64.00	128	87.00	2722	130.00	197
44.00	311	67.00	55	88.00	2480	141.00	601
45.00	479	68.00	6169	91.00	216	143.00	587
47.00	756	69.00	6119	92.00	1625	148.00	104
48.00	342	70.00	533	93.00	2573	155.00	52
49.00	2106	72.00	311	94.00	7373	173.00	384
50.00	10421	73.00	2688	95.00	63880	174.00	49320
51.00	3378	74.00	10117	96.00	4291	175.00	3673
52.00	166	75.00	30968	97.00	52	176.00	48424
55.00	53	76.00	2731	104.00	239	177.00	3275
56.00	860	77.00	392	106.00	245		
57.00	1421	78.00	253	116.00	230		
60.00	522	79.00	1500	117.00	361		

FORM I
GC/MS VOA ORGANICS ANALYSIS DATA SHEET

Lab Name: TestAmerica Edison Job No.: 460-151079-1

SDG No.:

Client Sample ID: Lab Sample ID: MB 460-501589/8

Matrix: Water Lab File ID: S003606.D

Analysis Method: 8260C SIM Date Collected:

Sample wt/vol: 10(mL) Date Analyzed: 03/06/2018 09:59

Soil Aliquot Vol: Dilution Factor: 1

Soil Extract Vol.: GC Column: Rtx-624 ID: 0.25(mm)

% Moisture: Level: (low/med) Low

Analysis Batch No.: 501589 Units: ug/L

CAS NO.	COMPOUND NAME	RESULT	Q	RL	MDL
123-91-1	1,4-Dioxane	0.20	U	0.40	0.20

CAS NO.	SURROGATE	%REC	Q	LIMITS
17060-07-0	1,2-Dichloroethane-d4 (Surr)	101		70-130
460-00-4	4-Bromofluorobenzene	105		70-130

TestAmerica Edison
Target Compound Quantitation Report

Data File: \\ChromNA\Edison\ChromData\CVOAMS14\20180306-68390.b\S003606.D
Lims ID: MB
Client ID:
Sample Type: MB
Inject. Date: 06-Mar-2018 09:59:09 ALS Bottle#: 0 Worklist Smp#: 8
Purge Vol: 5.000 mL Dil. Factor: 1.0000
Sample Info: MB
Operator ID: Instrument ID: CVOAMS14

Method: \\ChromNA\Edison\ChromData\CVOAMS14\20180306-68390.b\8260SIM_14.m
Limit Group: VOA - 8260C DKQP Water and Solid
Last Update: 06-Mar-2018 10:28:42 Calib Date: 21-Feb-2018 14:13:52
Integrator: RTE ID Type: RT Order ID
Quant Method: Internal Standard Quant By: Initial Calibration
Last ICal File: \\ChromNA\Edison\ChromData\CVOAMS14\20180221-67825.b\S003180.D

Column 1 : Rtx-624 (0.25 mm) Det: MS SCAN
Process Host: XAWRK012

First Level Reviewer: desais Date: 06-Mar-2018 10:27:47

Compound	Sig	RT (min.)	Exp RT (min.)	Dlt RT (min.)	Q	Response	Cal Amt ug/l	OnCol Amt ug/l	Flags
* 1 Fluorobenzene	96	5.028	5.028	0.000	100	18353	0.5000	0.5000	
* 2 1,4-Dioxane-d8	64	5.708	5.708	0.000	97	381	10.0	10.0	
* 3 Chlorobenzene-d5	82	8.405	8.405	0.000	95	6743	0.5000	0.5000	
$ 4 1,2-Dichloroethane-d4 (Sur	65	4.757	4.758	-0.001	98	5653	0.5003	0.5036	
$ 5 4-Bromofluorobenzene	95	9.872	9.872	0.000	91	5719	0.5002	0.5244	

Reagents:

SimissurNEW_00014 Amount Added: 2.00 Units: uL Run Reagent

Report Date: 06-Mar-2018 10:28:47 Chrom Revision: 2.2 08-Feb-2018 13:38:42

TestAmerica Edison

Data File: \\ChromNA\Edison\ChromData\CVOAMS14\20180306-68390.b\S003606.D

Injection Date:	06-Mar-2018 09:59:09	Instrument ID:	CVOAMS14	Operator ID:	
Lims ID:	MB			Worklist Smp#:	8
Client ID:					
Purge Vol:	5.000 mL	Dil. Factor:	1.0000	ALS Bottle#:	0
Method:	8260SIM_14	Limit Group:	VOA - 8260C DKQP Water and Solid		

Column: Rtx-624 (0.25 mm)

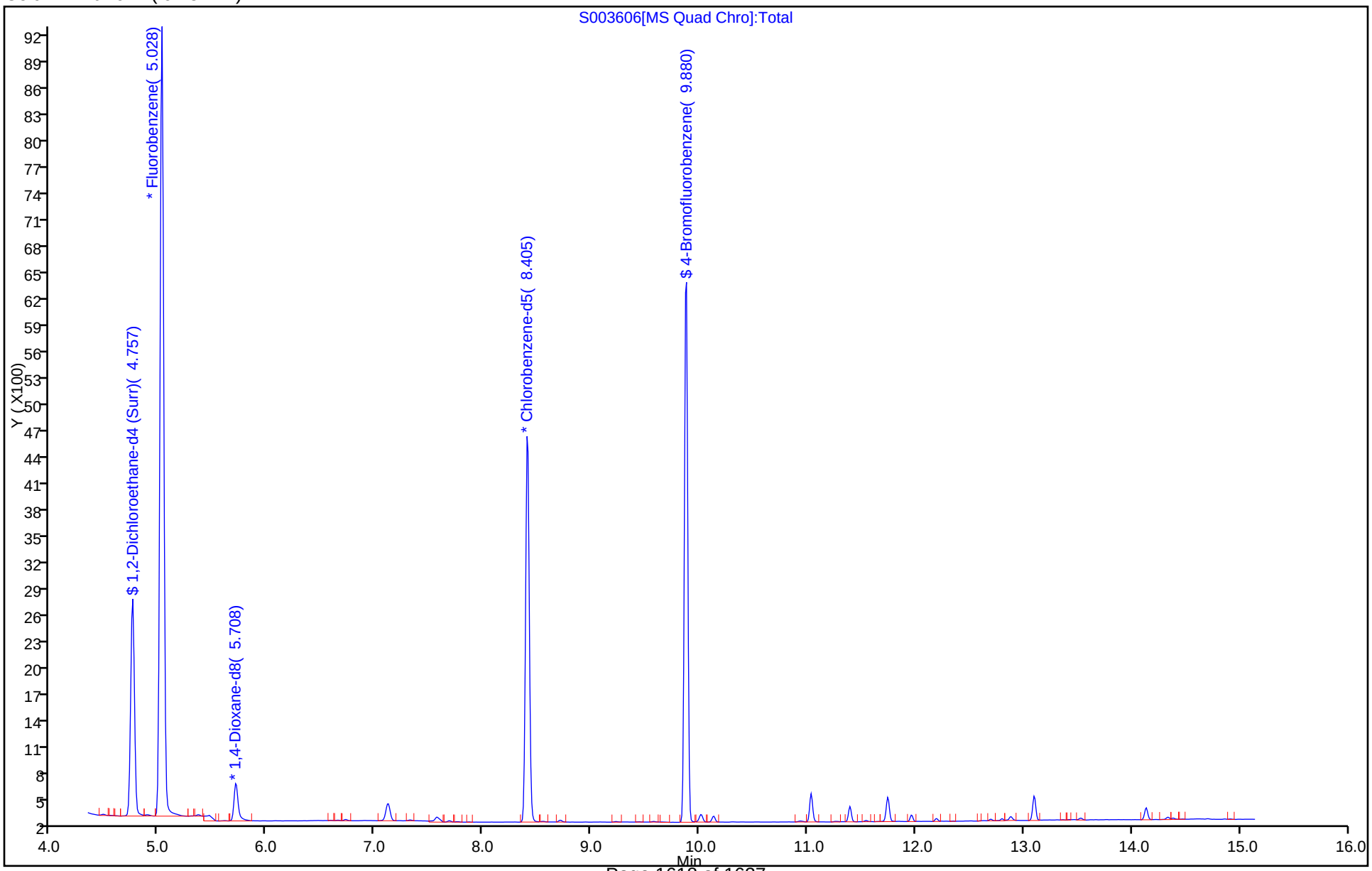

FORM I
GC/MS VOA ORGANICS ANALYSIS DATA SHEET

Lab Name: TestAmerica Edison Job No.: 460-151079-1

SDG No.:

Client Sample ID: Lab Sample ID: LCS 460-501589/4

Matrix: Water Lab File ID: S003602.D

Analysis Method: 8260C SIM Date Collected:

Sample wt/vol: 10(mL) Date Analyzed: 03/06/2018 08:27

Soil Aliquot Vol: Dilution Factor: 1

Soil Extract Vol.: GC Column: Rtx-624 ID: 0.25(mm)

% Moisture: Level: (low/med) Low

Analysis Batch No.: 501589 Units: ug/L

CAS NO.	COMPOUND NAME	RESULT	Q	RL	MDL
123-91-1	1,4-Dioxane	5.11		0.40	0.20

CAS NO.	SURROGATE	%REC	Q	LIMITS
17060-07-0	1,2-Dichloroethane-d4 (Surr)	97		70-130
460-00-4	4-Bromofluorobenzene	108		70-130

TestAmerica Edison
Target Compound Quantitation Report

Data File: \\ChromNA\Edison\ChromData\CVOAMS14\20180306-68390.b\S003602.D
Lims ID: LCS
Client ID:
Sample Type: LCS
Inject. Date: 06-Mar-2018 08:27:14 ALS Bottle#: 0 Worklist Smp#: 4
Purge Vol: 5.000 mL Dil. Factor: 1.0000
Sample Info: LCS
Operator ID: Instrument ID: CVOAMS14

Method: \\ChromNA\Edison\ChromData\CVOAMS14\20180306-68390.b\8260SIM_14.m
Limit Group: VOA - 8260C DKQP Water and Solid
Last Update: 06-Mar-2018 10:28:42 Calib Date: 21-Feb-2018 14:13:52
Integrator: RTE ID Type: RT Order ID
Quant Method: Internal Standard Quant By: Initial Calibration
Last ICal File: \\ChromNA\Edison\ChromData\CVOAMS14\20180221-67825.b\S003180.D

Column 1 : Rtx-624 (0.25 mm) Det: MS SCAN
Process Host: XAWRK012

First Level Reviewer: desais Date: 06-Mar-2018 09:11:30

Compound	Sig	RT (min.)	Exp RT (min.)	Dlt RT (min.)	Q	Response	Cal Amt ug/l	OnCol Amt ug/l	Flags
* 1 Fluorobenzene	96	5.028	5.028	0.000	100	18793	0.5000	0.5000	
* 2 1,4-Dioxane-d8	64	5.709	5.708	0.001	98	411	10.0	10.0	
* 3 Chlorobenzene-d5	82	8.407	8.405	0.002	97	7073	0.5000	0.5000	
$ 4 1,2-Dichloroethane-d4 (Sur	65	4.758	4.758	0.000	98	5553	0.5003	0.4831	
$ 5 4-Bromofluorobenzene	95	9.874	9.872	0.002	93	6198	0.5002	0.5418	
7 1,4-Dioxane	88	5.762	5.760	0.002	97	346	5.00	5.11	
8 Ethylene Dibromide	109	7.866	7.864	0.002	99	257	0.0500	0.0434	
9 1,2,3-Trichloropropane	110	10.136	10.134	0.002	99	172	0.0500	0.0636	
10 1,2-Dibromo-3-Chloropropan	157	12.084	12.083	0.001	78	53	0.0500	0.0393	a

QC Flag Legend

Review Flags
a - User Assigned ID

Reagents:

VMMIX1SIM_00108 Amount Added: 1.00 Units: uL
SIMDIOX50_00019 Amount Added: 20.00 Units: uL
SimissurNEW_00014 Amount Added: 2.00 Units: uL Run Reagent

Report Date: 06-Mar-2018 10:28:44 Chrom Revision: 2.2 08-Feb-2018 13:38:42

TestAmerica Edison

Data File: \\ChromNA\Edison\ChromData\CVOAMS14\20180306-68390.b\S003602.D

Injection Date:	06-Mar-2018 08:27:14	Instrument ID:	CVOAMS14	Operator ID:	
Lims ID:	LCS			Worklist Smp#:	4
Client ID:					
Purge Vol:	5.000 mL	Dil. Factor:	1.0000	ALS Bottle#:	0
Method:	8260SIM_14	Limit Group:	VOA - 8260C DKQP Water and Solid		

Column: Rtx-624 (0.25 mm)

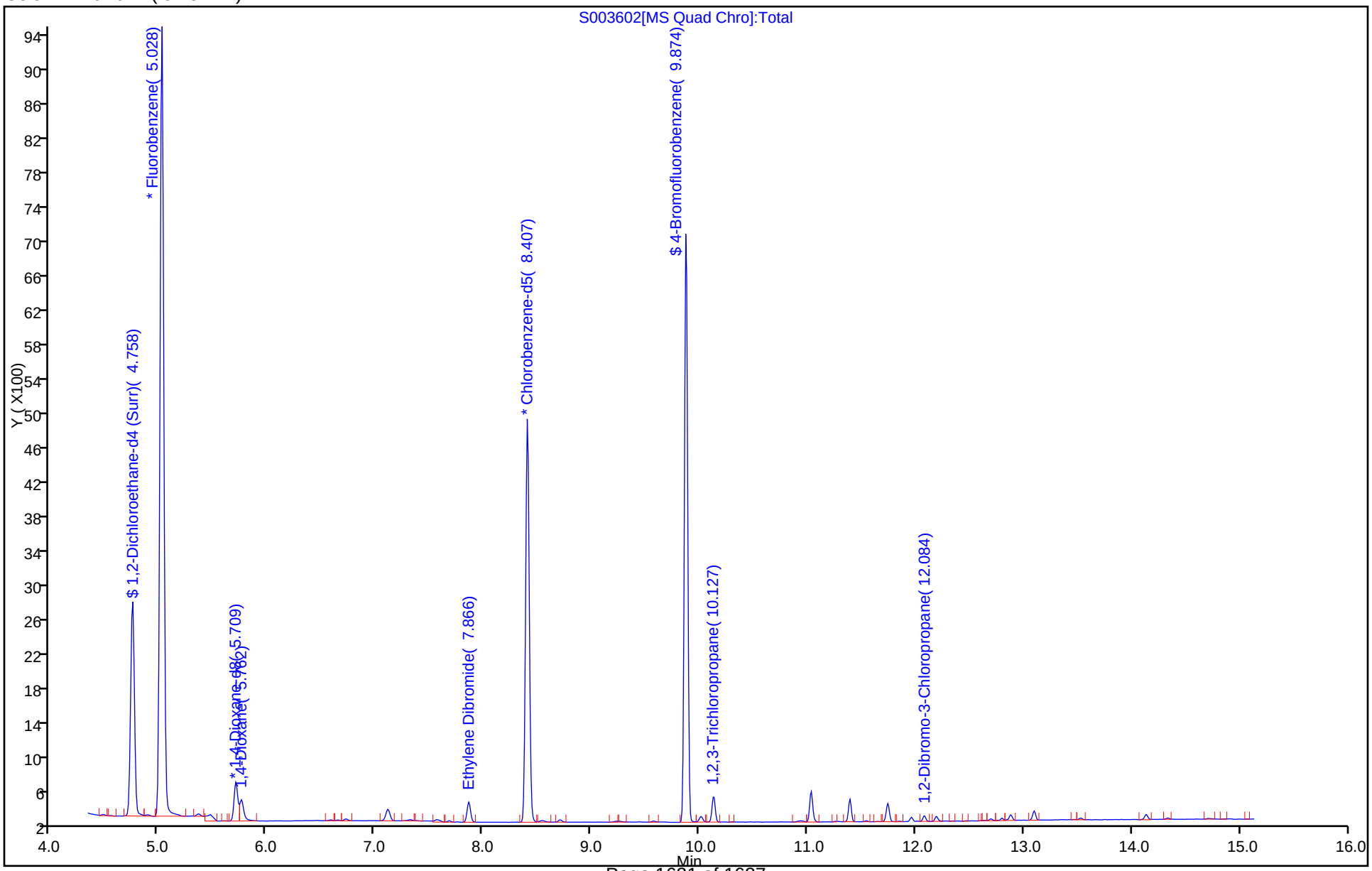

FORM I
GC/MS VOA ORGANICS ANALYSIS DATA SHEET

Lab Name: TestAmerica Edison Job No.: 460-151079-1

SDG No.:

Client Sample ID: Lab Sample ID: LCSD 460-501589/5

Matrix: Water Lab File ID: S003603.D

Analysis Method: 8260C SIM Date Collected:

Sample wt/vol: 10(mL) Date Analyzed: 03/06/2018 08:50

Soil Aliquot Vol: Dilution Factor: 1

Soil Extract Vol.: GC Column: Rtx-624 ID: 0.25(mm)

% Moisture: Level: (low/med) Low

Analysis Batch No.: 501589 Units: ug/L

CAS NO.	COMPOUND NAME	RESULT	Q	RL	MDL
123-91-1	1,4-Dioxane	5.44		0.40	0.20

CAS NO.	SURROGATE	%REC	Q	LIMITS
17060-07-0	1,2-Dichloroethane-d4 (Surr)	94		70-130
460-00-4	4-Bromofluorobenzene	107		70-130

TestAmerica Edison
Target Compound Quantitation Report

Data File: \\ChromNA\Edison\ChromData\CVOAMS14\20180306-68390.b\S003603.D
Lims ID: LCSD
Client ID:
Sample Type: LCSD
Inject. Date: 06-Mar-2018 08:50:13 ALS Bottle#: 0 Worklist Smp#: 5
Purge Vol: 5.000 mL Dil. Factor: 1.0000
Sample Info: LCSD
Operator ID: Instrument ID: CVOAMS14

Method: \\ChromNA\Edison\ChromData\CVOAMS14\20180306-68390.b\8260SIM_14.m
Limit Group: VOA - 8260C DKQP Water and Solid
Last Update: 06-Mar-2018 10:28:42 Calib Date: 21-Feb-2018 14:13:52
Integrator: RTE ID Type: RT Order ID
Quant Method: Internal Standard Quant By: Initial Calibration
Last ICal File: \\ChromNA\Edison\ChromData\CVOAMS14\20180221-67825.b\S003180.D

Column 1 : Rtx-624 (0.25 mm) Det: MS SCAN
Process Host: XAWRK012

First Level Reviewer: desais Date: 06-Mar-2018 09:17:21

Compound	Sig	RT (min.)	Exp RT (min.)	Dlt RT (min.)	Q	Response	Cal Amt ug/l	OnCol Amt ug/l	Flags
* 1 Fluorobenzene	96	5.028	5.028	0.000	100	18259	0.5000	0.5000	
* 2 1,4-Dioxane-d8	64	5.708	5.708	0.000	97	338	10.0	10.0	
* 3 Chlorobenzene-d5	82	8.405	8.405	0.000	96	6908	0.5000	0.5000	
$ 4 1,2-Dichloroethane-d4 (Sur	65	4.758	4.758	0.000	99	5255	0.5003	0.4705	
$ 5 4-Bromofluorobenzene	95	9.872	9.872	0.000	92	5999	0.5002	0.5369	
7 1,4-Dioxane	88	5.769	5.760	0.009	97	303	5.00	5.44	
8 Ethylene Dibromide	109	7.864	7.864	0.000	97	245	0.0500	0.0424	
9 1,2,3-Trichloropropane	110	10.134	10.134	0.000	100	161	0.0500	0.0610	
10 1,2-Dibromo-3-Chloropropan	157	12.083	12.083	0.000	86	50	0.0500	0.0380	

Reagents:

VMMIX1SIM_00108 Amount Added: 1.00 Units: uL
SIMDIOX50_00019 Amount Added: 20.00 Units: uL
SimissurNEW_00014 Amount Added: 2.00 Units: uL Run Reagent

Report Date: 06-Mar-2018 10:28:46 Chrom Revision: 2.2 08-Feb-2018 13:38:42

TestAmerica Edison

Data File: \\ChromNA\Edison\ChromData\CVOAMS14\20180306-68390.b\S003603.D

Injection Date:	06-Mar-2018 08:50:13	Instrument ID:	CVOAMS14	Operator ID:	
Lims ID:	LCSD			Worklist Smp#:	5
Client ID:					
Purge Vol:	5.000 mL	Dil. Factor:	1.0000	ALS Bottle#:	0
Method:	8260SIM_14	Limit Group:	VOA - 8260C DKQP Water and Solid		

Column: Rtx-624 (0.25 mm)

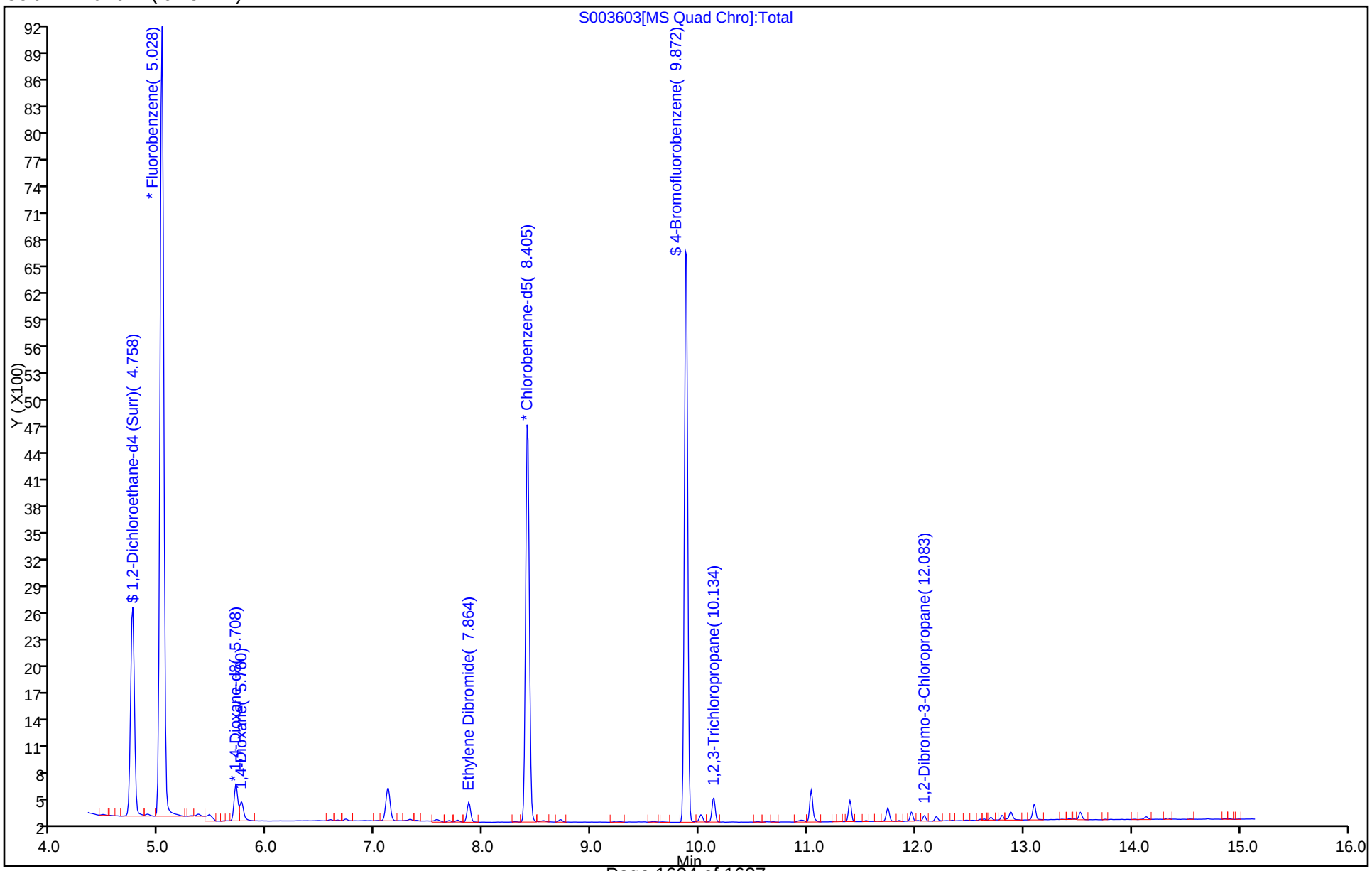

GC/MS VOA ANALYSIS RUN LOG

Lab Name: TestAmerica Edison Job No.: 460-151079-1

SDG No.:

Instrument ID: CVOAMS14 Start Date: 02/21/2018 11:12

Analysis Batch Number: 498716 End Date: 02/21/2018 14:13

LAB SAMPLE ID	CLIENT SAMPLE ID	DATE ANALYZED	DILUTION FACTOR	LAB FILE ID	COLUMN ID
BFB 460-498716/1		02/21/2018 11:12	1	S003172.D	Rtx-624 0.25(mm)
STD04 460-498716/2 IC		02/21/2018 11:31	1	S003173.D	Rtx-624 0.25(mm)
STD1 460-498716/3 IC		02/21/2018 11:54	1	S003174.D	Rtx-624 0.25(mm)
STD5 460-498716/4 ICIS		02/21/2018 12:17	1	S003175.D	Rtx-624 0.25(mm)
STD10 460-498716/5 IC		02/21/2018 12:41	1	S003176.D	Rtx-624 0.25(mm)
STD20 460-498716/6 IC		02/21/2018 13:04	1	S003177.D	Rtx-624 0.25(mm)
STD30 460-498716/7 IC		02/21/2018 13:27	1	S003178.D	Rtx-624 0.25(mm)
STD40 460-498716/8 IC		02/21/2018 13:50	1	S003179.D	Rtx-624 0.25(mm)
STD50 460-498716/9 IC		02/21/2018 14:13	1	S003180.D	Rtx-624 0.25(mm)

GC/MS VOA ANALYSIS RUN LOG

Lab Name: TestAmerica Edison Job No.: 460-151079-1

SDG No.:

Instrument ID: CVOAMS14 Start Date: 03/06/2018 07:17

Analysis Batch Number: 501589 End Date: 03/06/2018 17:40

LAB SAMPLE ID	CLIENT SAMPLE ID	DATE ANALYZED	DILUTION FACTOR	LAB FILE ID	COLUMN ID
BFB 460-501589/1		03/06/2018 07:17	1	S003599.D	Rtx-624 0.25(mm)
CCVIS 460-501589/3		03/06/2018 08:04	1	S003601.D	Rtx-624 0.25(mm)
LCS 460-501589/4		03/06/2018 08:27	1	S003602.D	Rtx-624 0.25(mm)
LCSD 460-501589/5		03/06/2018 08:50	1	S003603.D	Rtx-624 0.25(mm)
MB 460-501589/8		03/06/2018 09:59	1	S003606.D	Rtx-624 0.25(mm)
ZZZZZ		03/06/2018 13:03	1		Rtx-624 0.25(mm)
ZZZZZ		03/06/2018 13:26	1		Rtx-624 0.25(mm)
460-151079-61		03/06/2018 14:12	1	S003617.D	Rtx-624 0.25(mm)
ZZZZZ		03/06/2018 14:35	1		Rtx-624 0.25(mm)
ZZZZZ		03/06/2018 14:58	1		Rtx-624 0.25(mm)
ZZZZZ		03/06/2018 15:22	1		Rtx-624 0.25(mm)
ZZZZZ		03/06/2018 15:45	1		Rtx-624 0.25(mm)
ZZZZZ		03/06/2018 16:08	1		Rtx-624 0.25(mm)
ZZZZZ		03/06/2018 16:31	1		Rtx-624 0.25(mm)
460-151079-56		03/06/2018 16:54	1	S003624.D	Rtx-624 0.25(mm)
460-151079-57		03/06/2018 17:17	1	S003625.D	Rtx-624 0.25(mm)
460-151079-58		03/06/2018 17:40	1	S003626.D	Rtx-624 0.25(mm)

GC/MS VOA BATCH WORKSHEET

Lab Name: TestAmerica Edison Job No.: 460-151079-1

SDG No.:

Batch Number: 501589 Batch Start Date: 03/06/18 07:17 Batch Analyst: Desai, Saurab

Batch Method: 8260C SIM Batch End Date:

Lab Sample ID	Client Sample ID	Method Chain	Basis	InitialAmount	FinalAmount	BFB 00016	SIMDIOX50 00019	SimissurNEW 00014	VMMIX1SIM 00108
BFB 460-501589/1		8260C SIM		10 mL	10 mL	1 uL			
CCVIS 460-501589/3		8260C SIM		10 mL	10 mL		20 uL	2 uL	1 uL
LCS 460-501589/4		8260C SIM		10 mL	10 mL		20 uL	2 uL	1 uL
LCSD 460-501589/5		8260C SIM		10 mL	10 mL		20 uL	2 uL	1 uL
MB 460-501589/8		8260C SIM		10 mL	10 mL			2 uL	
460-151079-B-61	TB-022718-RPP	8260C SIM	T	10 mL	10 mL			2 uL	
460-151079-B-56	MW-545I-RPP	8260C SIM	T	10 mL	10 mL			2 uL	
460-151079-B-57	PZ-522I-RPP	8260C SIM	T	10 mL	10 mL			2 uL	
460-151079-B-58	DUP-06-RPP	8260C SIM	T	10 mL	10 mL			2 uL	

Batch Notes	

Basis	Basis Description
T	Total/NA

The pound sign (#) in the amount added field denotes that the reagent was used undiluted. All calculations are performed using the stated concentration for this reagent.

Shipping and Receiving Documents

777 New Durham Road
Edison, New Jersey 08817
Phone: (732) 549-3900 Fax: (732) 549-3679

TestAmerica
THE LEADER IN ENVIRONMENTAL TESTING

CHAIN OF CUSTODY / ANALYSIS REQUEST

Name (for report and invoice)	Samplers Name (Printed)	Site/Project Identification
Steve Feldmann	J. Bylk / D. Brockenhoff / P. Martin	Lockheed - North Plainfield
Company	P. O. #	State (Location of site): NJ: X NY: ☐ Other:
Tetra Tech	117-0507.700	Regulatory Program: NJ GW QS DKQP: X
Address	Analysis Turnaround Time	
295 Route 22E, Suite 104E	Standard X	
City State	Rush Charges Authorized For:	
Whitehouse Station, NJ 08889	2 Week ☐	
Phone Fax	1 Week ☐	
908-534-2303 908 534-4709	Other ☐	

ANALYSIS REQUESTED (ENTER "X" BELOW TO INDICATE REQUEST)

LAB USE ONLY
Project No:
Job No: 151079

Sample Identification	Date	Time	Matrix	No. of Cont.	8260C TCL VOCs + 15	Sample Numbers
mw-15-A	2/27/18	9:20	GW	3	X	1
mw-15-B		9:22	GW	3	X	2
mw-1I		9:25	GW	3	X	3
mw-2D		11:40	GW	3	X	4
mw-2I		11:45	GW	3	X	5
mw-3D		10:00	GW	3	X	6
mw-501S		8:00	GW	3	X	7
mw-501I		8:05	GW	3	X	8
mw-502S		8:30	GW	3	X	9
mw-502I		8:35	GW	3	X	10

460-151079 Chain of Custody

Preservation Used: 1 = ICE, 2 = HCl, 3 = H_2SO_4, 4 = HNO_3, 5 = NaOH 6 = Other _____, 7 = Other _____

Soil:
Water: 1/2

Special Instructions Reporting limits must meet NJDEP GW QS

Water Metals Filtered (Yes/No)? _____

Relinquished by	Company	Date / Time	Received by	Company
1) Priscilla Martin	Tetra Tech	2/28/18 11:25	1) Leslie Smith	TA EDI
Relinquished by	Company	Date / Time	Received by	Company
2) Leslie Smith	TA EDI	2/28/18 1345	2)	TA edison 2/28/18 13:4
Relinquished by	Company	Date / Time	Received by	Company
3)			3)	
Relinquished by	Company	Date / Time	Received by	Company
4)			4)	

Laboratory Certifications: New Jersey (12028), New York (11452), Pennsylvania (68-522), Connecticut (PH-0200), Rhode Island (132).

TAL - 0016 (0715)

Massachusetts (M-NJ312), North Carolina (No. 578) CS#998105 IR#11 3.8°C

777 New Durham Road
Edison, New Jersey 08817
Phone: (732) 549-3900 Fax: (732) 549-3679

TestAmerica
THE LEADER IN ENVIRONMENTAL TESTING

CHAIN OF CUSTODY / ANALYSIS REQUEST

Name (for report and invoice) Steve Feldmann	Samplers Name (Printed) J. Byk / D. Brackenhoff / P. Merta	Site/Project Identification Lockheed - North Plainfield
Company Tetra Tech	P. O. # 117-0507.700.	State (Location of site): NJ: [X] NY: [ ] Other:
		Regulatory Program: NJGWQS DKQP: [X]
Address 295 Route 22 E, Suite 104E	Analysis Turnaround Time: Standard [X]	LAB USE ONLY Project No:
City Whitehouse Station, State NJ 08889	Rush Charges Authorized For: 2 Week [ ] 1 Week [ ] Other [ ]	Job No: 151079
Phone 908-534 2303 Fax 9085344709		

ANALYSIS REQUESTED (ENTER "X: BELOW TO INDICATE REQUEST)

Sample Identification	Date	Time	Matrix	No. of. Cont.	8260C TCL VOCs+15										Sample Numbers
mw-503S	2/27/18	8:20	GW	3	X										11
mw-503I	↓	8:25	GW	3	X										12
mw-505S		14:25	GW	3	X										13
mw-505I		14:30	GW	3	X										14
mw-506S		8:45	GW	3	X										15
mw-506I		8:50	GW	3	X										16
mw-507S		9:00	GW	3	X										17
mw-507I		9:05	GW	3	X										18
mw-508S		9:10	GW	3	X										19
mw-508D	↓	9:15	GW	3	X										20

Preservation Used: 1 = ICE, 2 = HCl, 3 = H_2SO_4, 4 = HNO_3, 5 = NaOH 6 = Other _____, 7 = Other _____

Soil:
Water: 1/2

Special Instructions Reporting limits must meet NJDEP GWQS

Water Metals Filtered (Yes/No)? _____

Relinquished by	Company	Date / Time	Received by	Company
Priscilla Merta	Tetratech	2/28/18 11:25	1) Luska Smith	TA EDI
2) Luska Smith	TA EDI	2/28/18 1345	2) Dana Fernandez	TA edison 2/28/18 1345
3)			3)	
4)			4)	

Laboratory Certifications: New Jersey (12028), New York (11452), Pennsylvania (68-522), Connecticut (PH-0200), Rhode Island (132). Massachusetts (M-NJ312), North Carolina (No. 578)

TAL - 0016 (0715)

777 New Durham Road
Edison, New Jersey 08817
Phone: (732) 549-3900 Fax: (732) 549-3679

TestAmerica
THE LEADER IN ENVIRONMENTAL TESTING

CHAIN OF CUSTODY / ANALYSIS REQUEST

Name (for report and invoice) Steve Feldmann	Samplers Name (Printed) J. Blyk/D. Brockenhoff/P. Menta	Site/Project Identification Lockheed - North Plain Field
Company Tetra Tech	P. O. # 117-0507.700	State (Location of site): NJ: [X] NY: [ ] Other:
		Regulatory Program: NJDEP GWQS DKQP: [X]
Address 295 Route 22E, Suite 104E	Analysis Turnaround Time: Standard [X]	LAB USE ONLY Project No:
City Whitehouse Station, NJ State 08889	Rush Charges Authorized For: 2 Week [ ] 1 Week [ ] Other [ ]	Job No: 151079
Phone 908 534 2303 Fax 908 534 4709		

ANALYSIS REQUESTED (ENTER "X" BELOW TO INDICATE REQUEST)

Sample Identification	Date	Time	Matrix	No. of. Cont.	8260C TCL VOCs +15										Sample Numbers
mw-532S	2/27/18	7:45	GW	3	X										21
mw-532D	↓	7:40	GW	3	X										22
mw-544S	↓	11:25	GW	3	X										23
mw-544I	↓	11:30	GW	3	X										24
mw-544D	↓	11:35	GW	3	X										25
mw-545S	↓	10:45	GW	3	X										26
mw-545I	↓	10:50	GW	3	X										27
mw-545D	↓	11:00	GW	3	X										28
mw-546S	↓	9:45	GW	3	X										29
mw-546I	↓	9:50	GW	3	X										30
Preservation Used: 1 = ICE, 2 = HCl, 3 = H_2SO_4, 4 = HNO_3, 5 = NaOH				Soil:											
6 = Other _____, 7 = Other _____				Water:	1/2										

Special Instructions Reporting limits must meet NJDEP GWQS

Water Metals Filtered (Yes/No)? _____

Relinquished by	Company	Date / Time	Received by	Company
Priscilla Menta	Tetratech	2/28/18 11:25	1) Lusha Smith	TA EDI
2) Lusha Smith	TA EDI	2/28/18 1345	2) Dain Fernandez	TA Edison 2/28/18 13:45
3)			3)	
4)			4)	

Laboratory Certifications: New Jersey (12028), New York (11452), Pennsylvania (68-522), Connecticut (PH-0200), Rhode Island (132). Massachusetts (M-NJ312), North Carolina (No. 578)

TAL - 0016 (0715)

777 New Durham Road
Edison, New Jersey 08817
Phone: (732) 549-3900 Fax: (732) 549-3679

TestAmerica
THE LEADER IN ENVIRONMENTAL TESTING

CHAIN OF CUSTODY / ANALYSIS REQUEST

Name (for report and invoice) Steve Feldmann	Samplers Name (Printed) J. Byk / D. Breckenhoff / P. Merta	Site/Project Identification Lockheed - North Plainfield
Company Tetra Tech	P. O. # 117-0507.700	State (Location of site): NJ: [X] NY: [ ] Other:
		Regulatory Program: NJ GW QS DKQP: [X]
Address 295 Route 22E, Suite 104E	Analysis Turnaround Time: Standard [X]	LAB USE ONLY Project No:
City Whitehouse Station, State NJ 08889	Rush Charges Authorized For: 2 Week [ ] 1 Week [ ] Other [ ]	Job No: 151079
Phone 908 534 2303 Fax 908 534 4709		

ANALYSIS REQUESTED (ENTER "X: BELOW TO INDICATE REQUEST)

Sample Identification	Date	Time	Matrix	No. of. Cont.	8260C TCL VOCs+15										Sample Numbers
mw-546D	2/27/18	9:55	GW	3	X										31
mw-547S	↓	13:30	GW	3	X										32
mw-547I		13:35	GW	3	X										33
mw-547D		13:40	GW	3	X										34
mw-549S		7:30	GW	3	X										35
mw-549I		7:25	GW	3	X										36
mw-550S		8:10	GW	3	X										37
mw-550I		8:15	GW	3	X										38
PZ-521S		13:45	GW	3	X										39
PZ-521I	↓	13:50	GW	3	X										40
Preservation Used: 1 = ICE, 2 = HCl, 3 = H_2SO_4, 4 = HNO_3, 5 = NaOH				Soil:											
6 = Other _____, 7 = Other _____				Water:	1/2										

Special Instructions Reporting limits must meet NJDEP GW QS

Water Metals Filtered (Yes/No)? _____

Relinquished by	Company	Date / Time	Received by	Company
Priscilla Merta	Tetra tech	2/28/18 11:25	1) Lusha Smith	TA EDI
2) Lusha Smith	TA EDI	2/28/18 1345	2) Frank Renaud	TA edson 2 pkgs 1 3rd
3)			3)	
4)			4)	

Laboratory Certifications: New Jersey (12028), New York (11452), Pennsylvania (68-522), Connecticut (PH-0200), Rhode Island (132). Massachusetts (M-NJ312), North Carolina (No. 578)

TAL - 0016 (0715)

777 New Durham Road
Edison, New Jersey 08817
Phone: (732) 549-3900 Fax: (732) 549-3679

TestAmerica
THE LEADER IN ENVIRONMENTAL TESTING

CHAIN OF CUSTODY / ANALYSIS REQUEST

Name (for report and invoice) Steve Feldmann	Samplers Name (Printed) J. Byle/D. Brockenhoff/P. Merta	Site/Project Identification Lockheed - North Plainfield
Company Tetra Tech	P. O. # 117-0507,700	State (Location of site): NJ: ☒ NY: ☐ Other:
		Regulatory Program: NJ GW QS DKQP: ☒
Address 295 Route 22E, Suite 104E	Analysis Turnaround Time: Standard ☒	LAB USE ONLY Project No:
City Whitehouse Station, State NJ 08889	Rush Charges Authorized For: 2 Week ☐ 1 Week ☐ Other ☐	Job No: 151079
Phone 908 534-2303 Fax 908-534-4709		

ANALYSIS REQUESTED (ENTER "X: BELOW TO INDICATE REQUEST)

Sample Identification	Date	Time	Matrix	No. of. Cont.	8260C TCL VOCs+15										Sample Numbers
PZ-522S	2/27/18	11:55	GW	3	X										41
PZ-522I	↓	12:00	GW	3	X										42
PZ-522D		12:05	GW	3	X										43
PZ-524I		11:10	GW	3	X										44
PZ-524S		11:05	GW	3	X										45
PZ-524D		11:15	GW	3	X										46
DUP-01		–	GW	3	X										47
DUP-02		–	GW	3	X										48
DUP-03		–	GW	3	X										49
DUP-04	↓	–	GW	3	X										50

Preservation Used: 1 = ICE, 2 = HCl, 3 = H_2SO_4, 4 = HNO_3, 5 = NaOH
6 = Other _____, 7 = Other _____

Soil:
Water: 1/2

Special Instructions Reporting limits must meet NJDEP GW QS

Water Metals Filtered (Yes/No)? _____

Relinquished by	Company	Date / Time	Received by	Company
Pisella Merta	Tetra tech	2/28/18 11:25	1) Lushe Smith	TA EDI
2) Lushe Smith	TA EDI	2/28/18 1345	2) [signature]	TAed 2/28/18 1345
3)			3)	
4)			4)	

Laboratory Certifications: New Jersey (12028), New York (11452), Pennsylvania (68-522), Connecticut (PH-0200), Rhode Island (132). Massachusetts (M-NJ312), North Carolina (No. 578)

TAL - 0016 (0715)

777 New Durham Road
Edison, New Jersey 08817
Phone: (732) 549-3900 Fax: (732) 549-3679

TestAmerica
THE LEADER IN ENVIRONMENTAL TESTING

CHAIN OF CUSTODY / ANALYSIS REQUEST

Name (for report and invoice)	Samplers Name (Printed)	Site/Project Identification
Steve Feldmann	J. Byk/D. Brockhoff/P. Mehta	Lockheed - North Plainfield
Company	P. O. #	State (Location of site): NJ: ☒ NY: ☐ Other:
Tetra Tech	117-0507700	Regulatory Program: NJ GW QS DKQP: ☒
Address	Analysis Turnaround Time	
295 Route 22E, Suite 104E	Standard ☒	
City State	Rush Charges Authorized For:	
Whitehouse Station, NJ 08889	2 Week ☐	
Phone Fax	1 Week ☐	
908 534-2303 908 534-4709	Other ☐	

Sample Identification	Date	Time	Matrix	No. of Cont.	8260C TCL VOCs+15	1,4-Dioxane (8260C SIM)									LAB USE ONLY Project No: / Job No: 151079 / Sample Numbers
DUP-05	2/27/18	—	GW	3	X										51
SW-1		14:35	GW	3	X										52
SW-2		14:15	GW	3	X										53
SW-3		13:55	GW	3	X										54
SW-4		13:20	GW	3	X										55
MW-545I-RPP		10:55	GW	2		X									56
~~P~~ PZ-522I-RPP		12:02	GW	2		X									57
DUP-06 RPP		—	GW	2		X									58
FB-022718		14:50	GW	2	X	X	(SE)								59
TB-022718		—	GW	2	X										60

Preservation Used: 1 = ICE, 2 = HCl, 3 = H_2SO_4, 4 = HNO_3, 5 = NaOH — Soil: — Water: 1/2

6 = Other _____, 7 = Other _____

Special Instructions Reporting limits must meet NJDEP GW QS (SW-1 through SW-4 + FB ~~must meet~~ RLs must meet NJDEP SWQS) Water Metals Filtered (Yes/No)? _____

Relinquished by	Company	Date / Time	Received by	Company
1) Priscilla Mehta	Tetra Tech	2/28/18 11:25	1) Yusha Smith	TA EDI
2) Yusha Smith	TA EDI	2/28/18 1345	2)	
3)			3)	
4)			4)	

Laboratory Certifications: New Jersey (12028), New York (11452), Pennsylvania (68-522), Connecticut (PH-0200), Rhode Island (132).
Massachusetts (M-NJ312), North Carolina (No. 578)

TAL - 0016 (0715)

777 New Durham Road
Edison, New Jersey 08817
Phone: (732) 549-3900 Fax: (732) 549-3679

TestAmerica
THE LEADER IN ENVIRONMENTAL TESTING

CHAIN OF CUSTODY / ANALYSIS REQUEST

Name (for report and invoice) Steve Feldmann	Samplers Name (Printed) J. Byk / D. Brockhoff / P. Merta	Site/Project Identification Lockheed - North Plainfield
Company Tetra Tech	P. O. # 117-0507700	State (Location of site): NJ: [X] NY: [ ] Other:
		Regulatory Program: NJ GW QS DKQP: [X]
Address 295 Route 22 E, Suite 104E	Analysis Turnaround Time: Standard [X]	LAB USE ONLY Project No:
City Whitehouse Station, State NJ 08889	Rush Charges Authorized For: 2 Week [ ] 1 Week [ ] Other [ ]	Job No: 151079
Phone 908-534-2303 Fax 908 534-4709		

ANALYSIS REQUESTED (ENTER "X: BELOW TO INDICATE REQUEST)

Sample Identification	Date	Time	Matrix	No. of. Cont.	8260C TCL VOCs+15	1,4 DIOXANE (8260C SIM)									Sample Numbers
TB-022718-RPP	2/27/18	–	GW	2		X									61
DUP-07	2/27/18	–	GW	3	X										62
Preservation Used: 1 = ICE, 2 = HCl, 3 = H_2SO_4, 4 = HNO_3, 5 = NaOH				Soil:											
6 = Other _____, 7 = Other _____				Water:	1/2										

Special Instructions Reporting limits must meet NJDEP GW QS

Water Metals Filtered (Yes/No)? _____

Relinquished by	Company	Date / Time	Received by	Company
Priscilla Martin	Tetra Tech	2/28/18 11:25	1) Lushe Smith	TA EDI
2) Lushe Smith	TA EDI	2/28/18 1345	2) [signature]	TA edsn 2/28/18 1345
3)			3)	
4)			4)	

Laboratory Certifications: New Jersey (12028), New York (11452), Pennsylvania (68-522), Connecticut (PH-0200), Rhode Island (132). Massachusetts (M-NJ312), North Carolina (No. 578)

TAL - 0016 (0715)

TestAmerica Edison
Receipt Temperature and pH Log

Job Number: 151079

Number of Coolers: 1 IR Gun # 1

Cooler Temperatures

	RAW	CORRECTED		RAW	CORRECTED		RAW	CORRECTED
Cooler #1:	3.8 °C	3.8 °C	Cooler #4:	°C	°C	Cooler #7:	°C	°C
Cooler #2:	°C	°C	Cooler #5:	°C	°C	Cooler #8:	°C	°C
Cooler #3:	°C	°C	Cooler #6:	°C	°C	Cooler #9:	°C	°C

TALS Sample Number	Ammonia (pH<2)	COD (pH<2)	Nitrate Nitrite (pH<2)	Metals* (pH<2)	Hardness (pH<2)	Pest (pH 5-9)	EPH or QAM (pH<2)	Phenols (pH<2)	Sulfide (pH>9)	TKN (pH<2)	TOC (pH<2)	Total Cyanide (pH>12)	Total Phos (pH<2)	Other	Other

If pH adjustments are required record the information below:

Sample No(s). adjusted: _____

Preservative Name/Conc.: _____ Volume of Preservative used (ml): _____

Lot # of Preservative(s): _____ Expiration Date: _____

The appropriate Project Manager and Department Manager should be notified about the samples which were pH adjusted.

* *Samples for Metal analysis which are out of compliance must be acidified at least 24 hours prior to analysis.*

Initials: LS Date: 2/28/15

Login Sample Receipt Checklist

Client: Tetra Tech GEO

Job Number: 460-151079-1

Login Number: 151079
List Number: 1
Creator: Fernandez, Diana X

List Source: TestAmerica Edison

Question	Answer	Comment
Radioactivity wasn't checked or is </= background as measured by a survey meter.	N/A	
The cooler's custody seal, if present, is intact.	True	cs 998105
Sample custody seals, if present, are intact.	N/A	
The cooler or samples do not appear to have been compromised or tampered with.	True	
Samples were received on ice.	True	
Cooler Temperature is acceptable.	True	
Cooler Temperature is recorded.	True	
COC is present.	True	
COC is filled out in ink and legible.	True	
COC is filled out with all pertinent information.	True	
Is the Field Sampler's name present on COC?	True	
There are no discrepancies between the containers received and the COC.	True	
Samples are received within Holding Time (excluding tests with immediate HTs)	True	
Sample containers have legible labels.	True	
Containers are not broken or leaking.	True	
Sample collection date/times are provided.	True	
Appropriate sample containers are used.	True	
Sample bottles are completely filled.	True	
Sample Preservation Verified.	True	
There is sufficient vol. for all requested analyses, incl. any requested MS/MSDs	True	
Containers requiring zero headspace have no headspace or bubble is <6mm (1/4").	True	
Multiphasic samples are not present.	True	
Samples do not require splitting or compositing.	True	
Residual Chlorine Checked.	N/A	

APPENDIX E — PLOTS OF TCE CONCENTRATION VERSUS TIME FOR SELECTED MONITORING WELLS

Well MW-502S
Historical TCE Concentrations

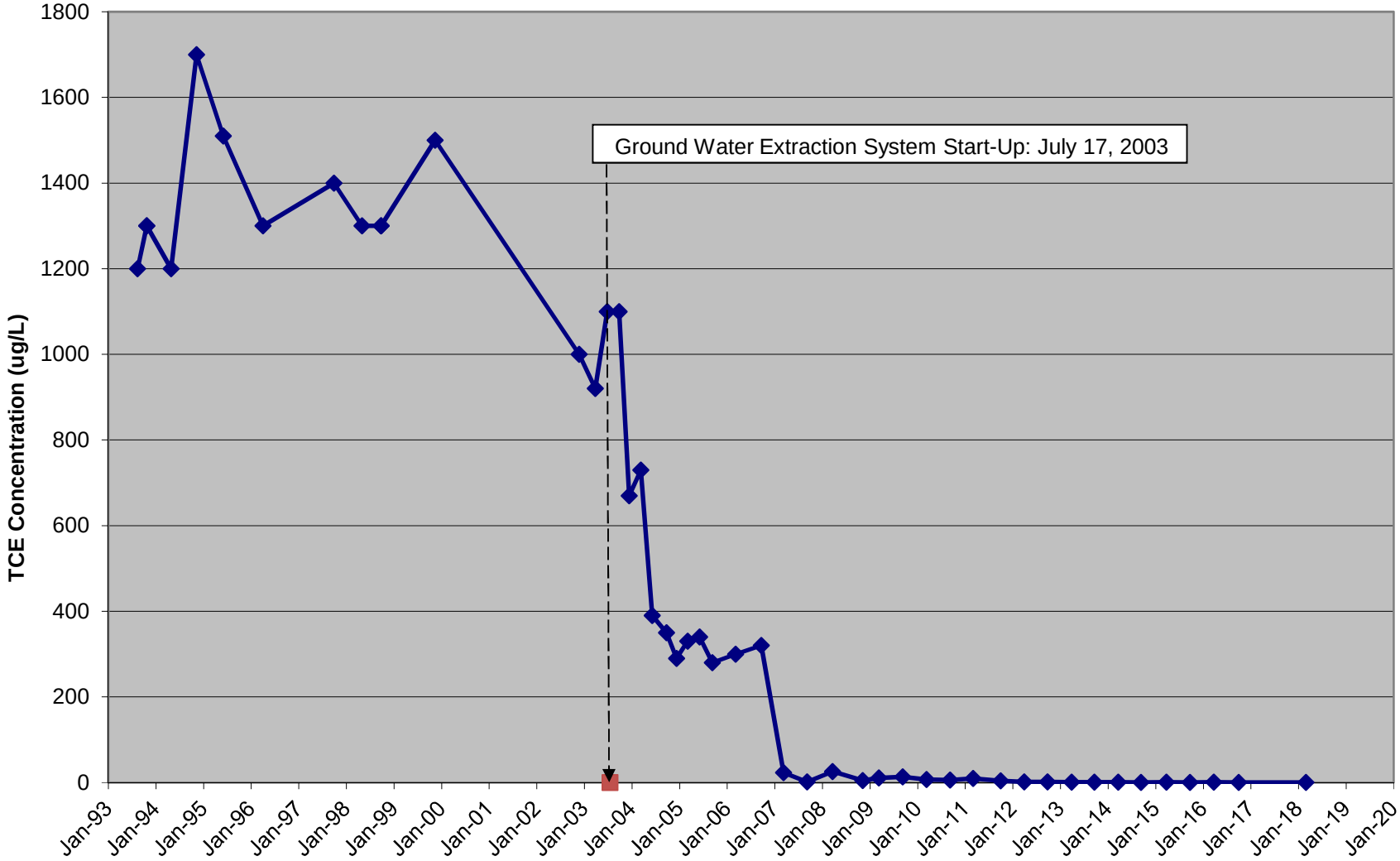

Well MW-502 I
Historical TCE Concentrations

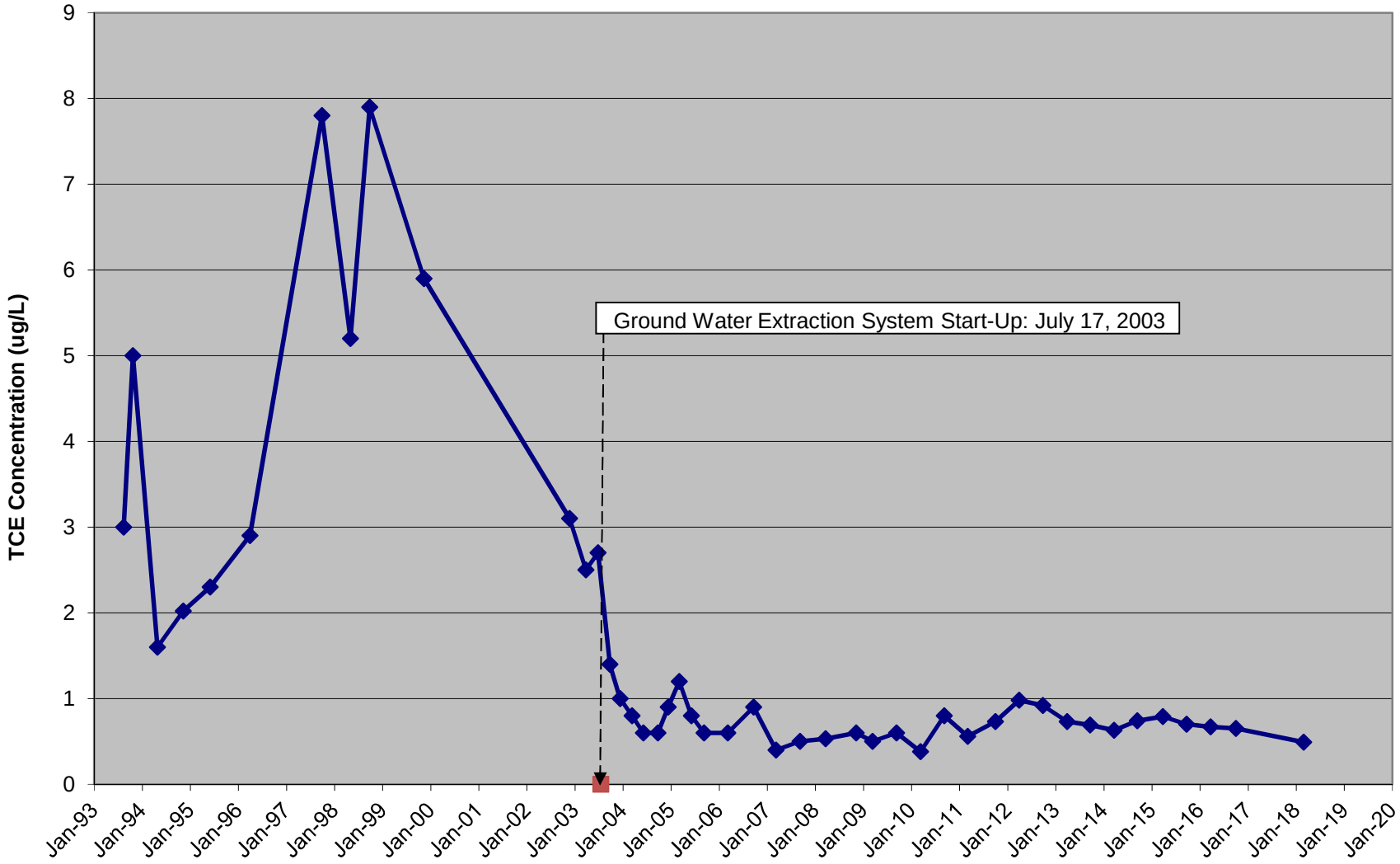

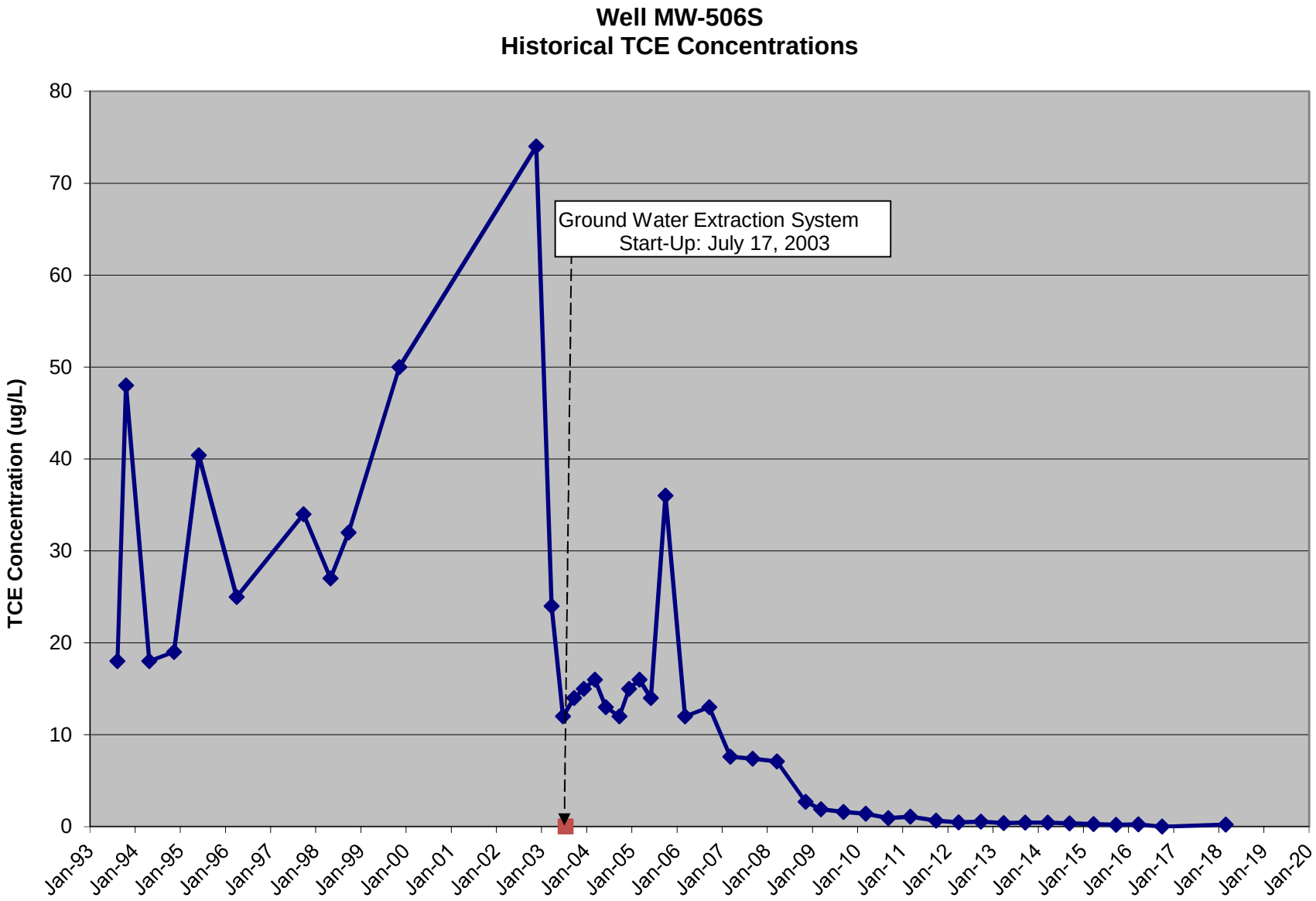
Well MW-506S
Historical TCE Concentrations
TCE Concentration (ug/L)
80
70
60
50
40
30
20
10
0
Ground Water Extraction System
Start-Up: July 17, 2003
Jan-93
Jan-94
Jan-95
Jan-96
Jan-97
Jan-98
Jan-99
Jan-00
Jan-01
Jan-02
Jan-03
Jan-04
Jan-05
Jan-06
Jan-07
Jan-08
Jan-09
Jan-10
Jan-11
Jan-12
Jan-13
Jan-14
Jan-15
Jan-16
Jan-17
Jan-18
Jan-19
Jan-20

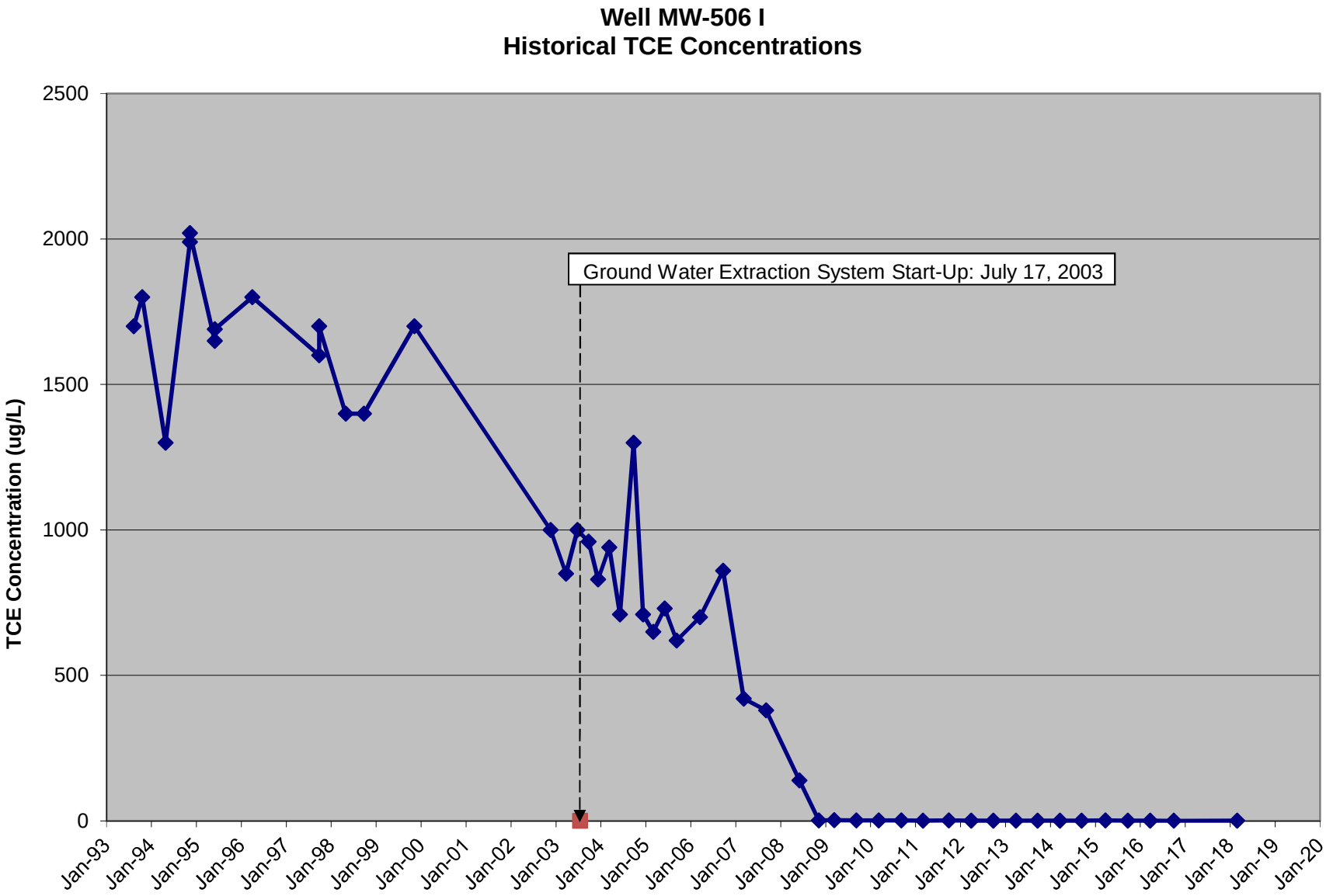
Well MW-506 I
Historical TCE Concentrations
TCE Concentration (ug/L)
2500
2000
1500
1000
500
0
Ground Water Extraction System Start-Up: July 17, 2003
Jan-93
Jan-94
Jan-95
Jan-96
Jan-97
Jan-98
Jan-99
Jan-00
Jan-01
Jan-02
Jan-03
Jan-04
Jan-05
Jan-06
Jan-07
Jan-08
Jan-09
Jan-10
Jan-11
Jan-12
Jan-13
Jan-14
Jan-15
Jan-16
Jan-17
Jan-18
Jan-19
Jan-20

Well MW-507S
Historical TCE Concentrations

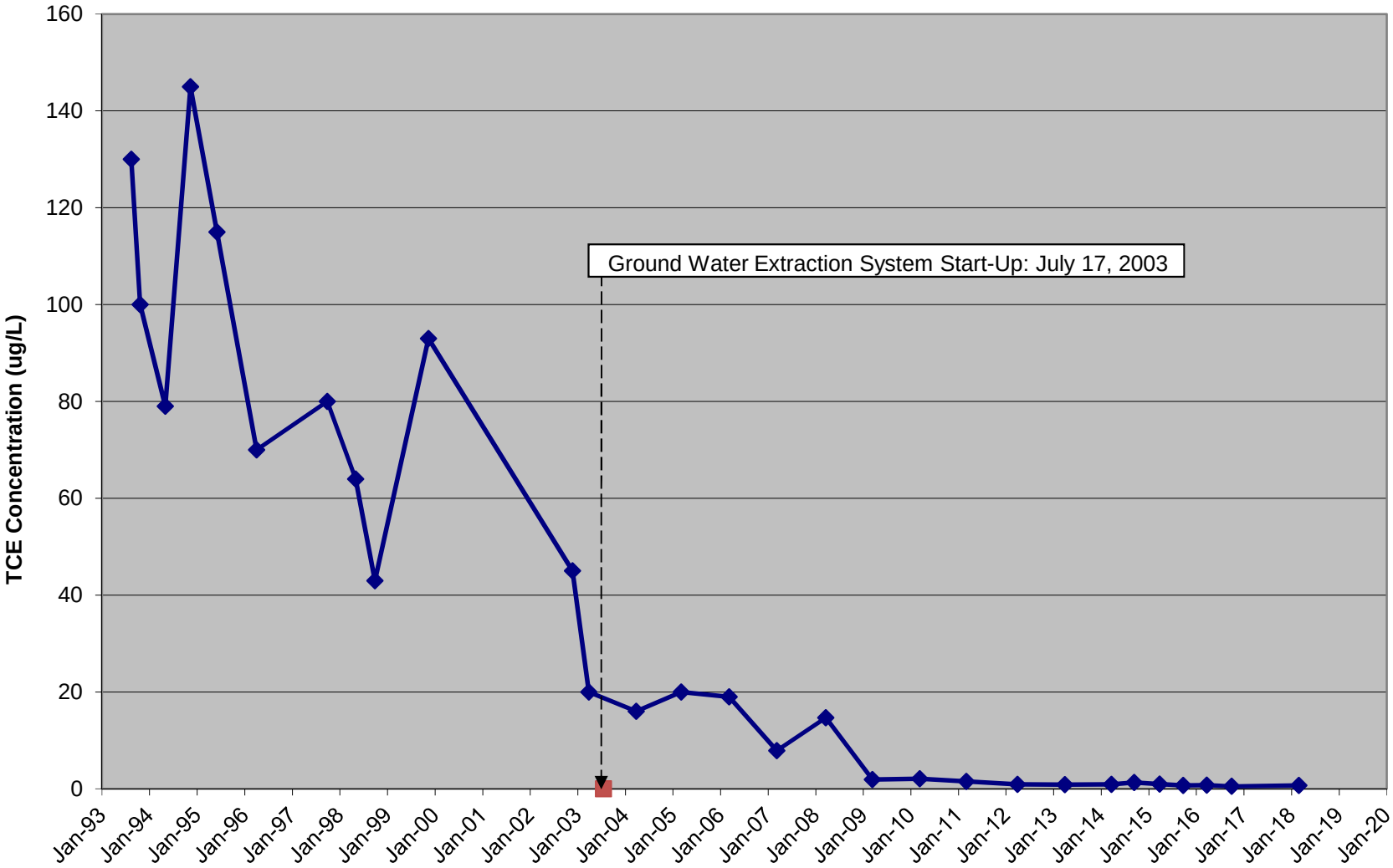

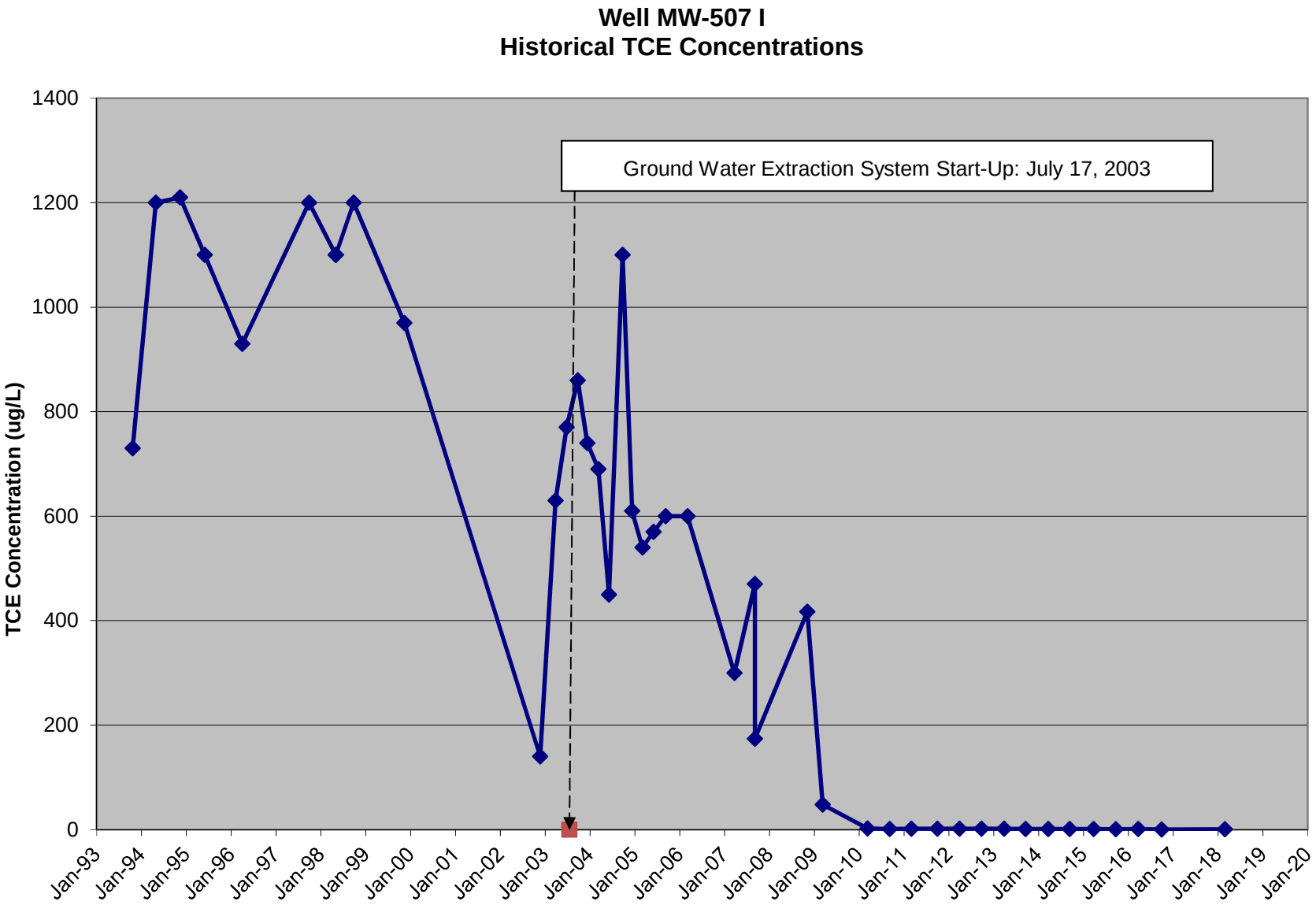
Well MW-507 I
Historical TCE Concentrations
Ground Water Extraction System Start-Up: July 17, 2003
TCE Concentration (ug/L)
1400
1200
1000
800
600
400
200
0
Jan-93
Jan-94
Jan-95
Jan-96
Jan-97
Jan-98
Jan-99
Jan-00
Jan-01
Jan-02
Jan-03
Jan-04
Jan-05
Jan-06
Jan-07
Jan-08
Jan-09
Jan-10
Jan-11
Jan-12
Jan-13
Jan-14
Jan-15
Jan-16
Jan-17
Jan-18
Jan-19
Jan-20

Well MW-508S
Historical TCE Concentrations

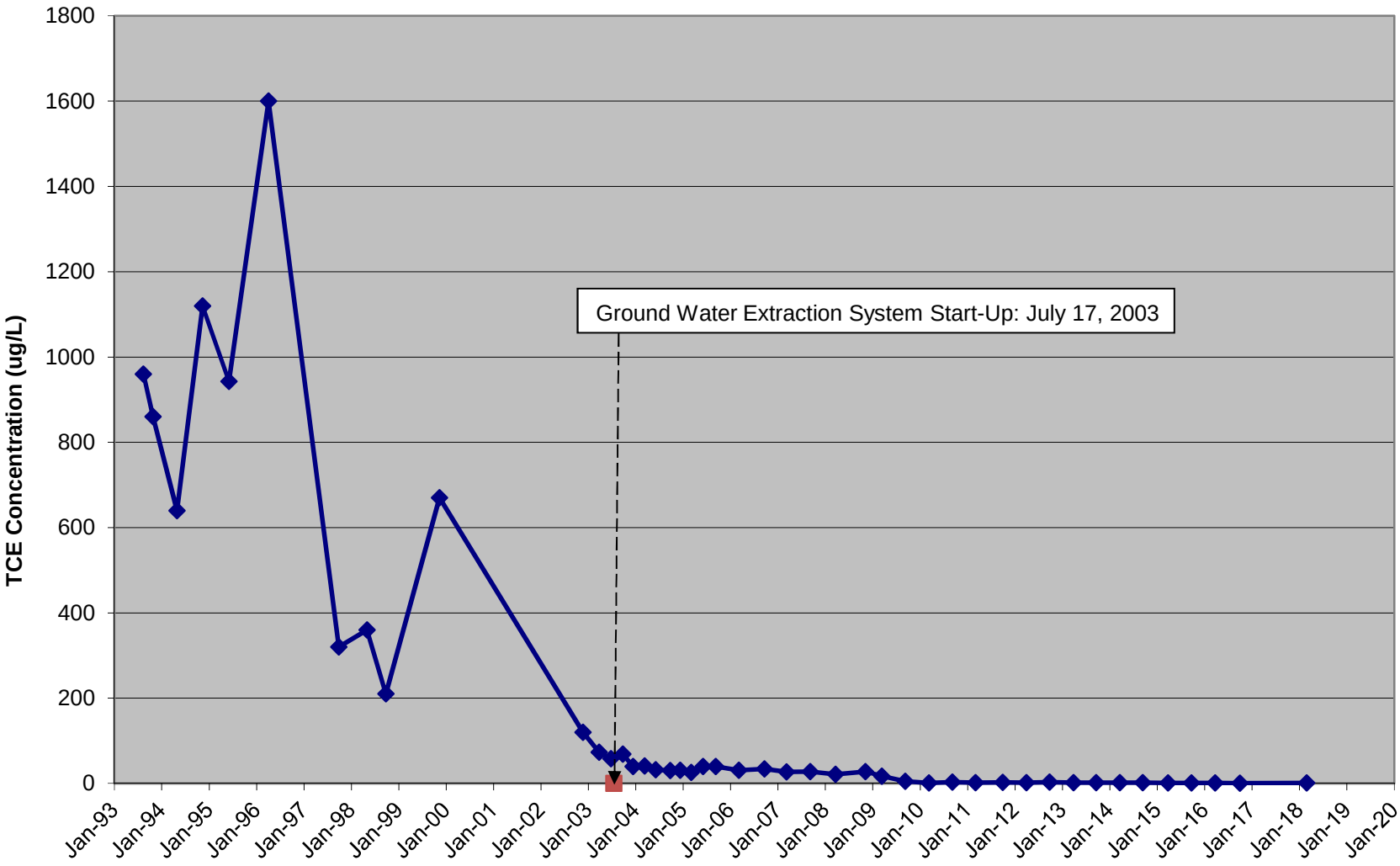

Well MW-508 D
Historical TCE Concentrations

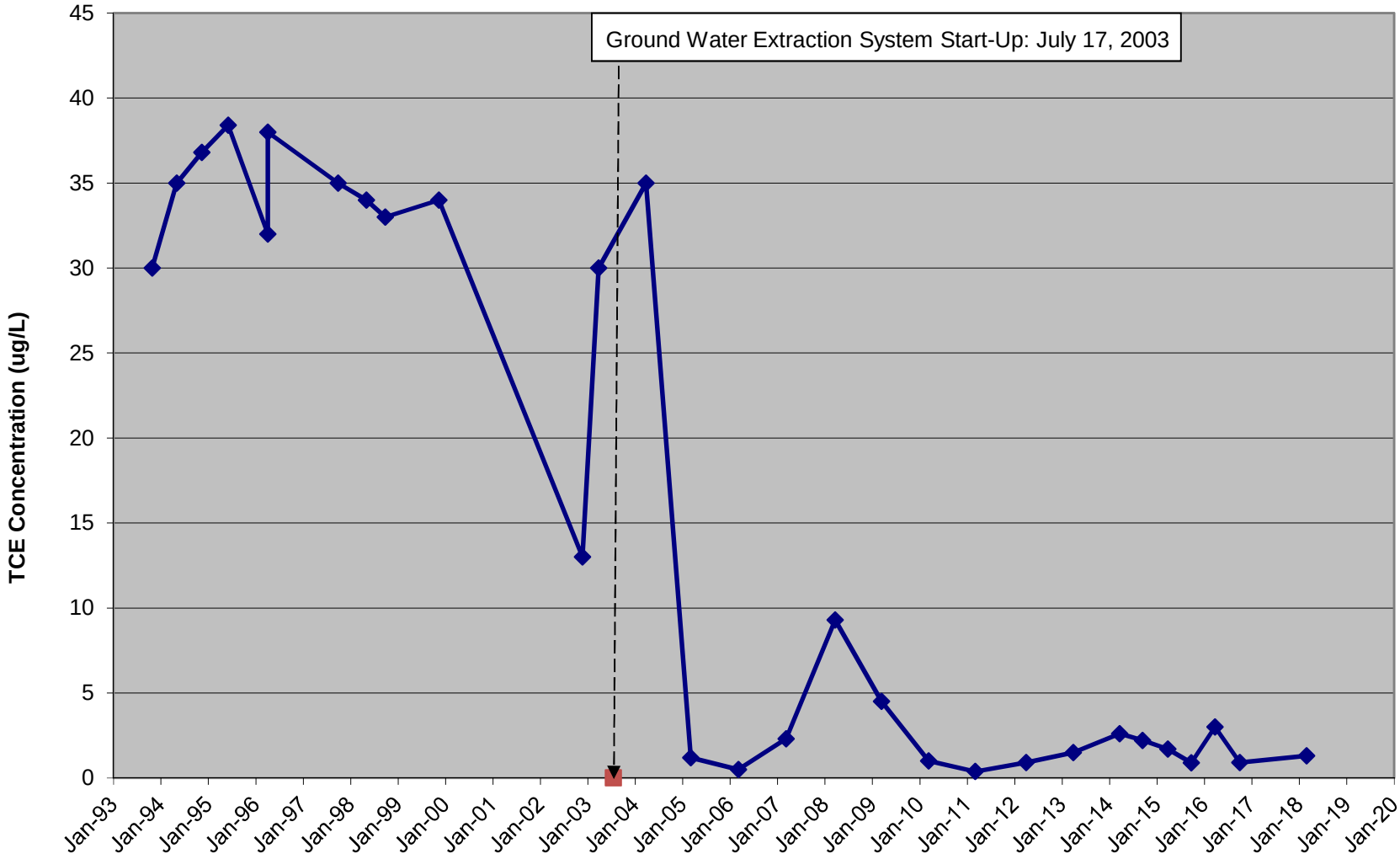

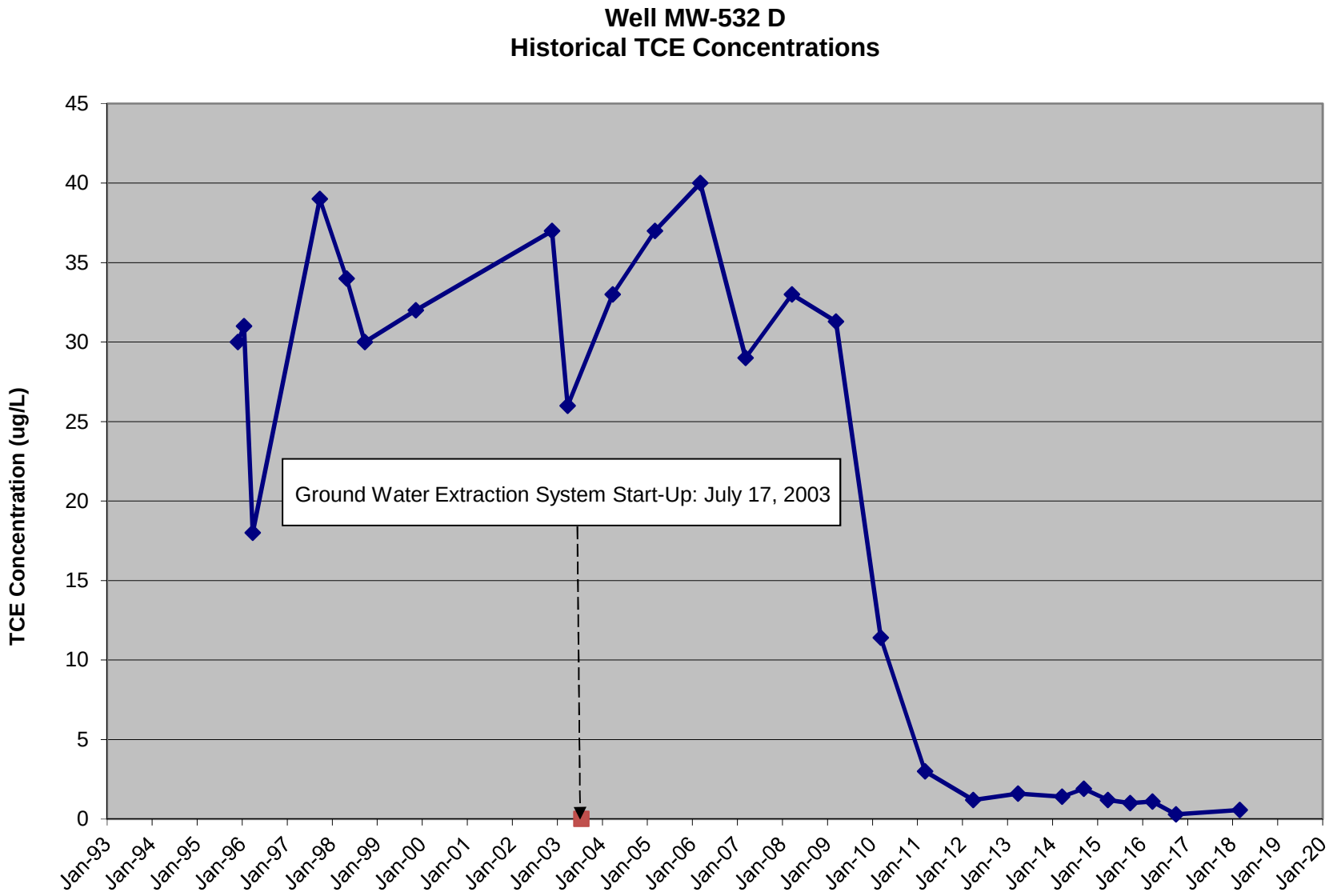
Well MW-532 D
Historical TCE Concentrations
TCE Concentration (ug/L)
45
40
35
30
25
20
15
10
5
0
Ground Water Extraction System Start-Up: July 17, 2003
Jan-93
Jan-94
Jan-95
Jan-96
Jan-97
Jan-98
Jan-99
Jan-00
Jan-01
Jan-02
Jan-03
Jan-04
Jan-05
Jan-06
Jan-07
Jan-08
Jan-09
Jan-10
Jan-11
Jan-12
Jan-13
Jan-14
Jan-15
Jan-16
Jan-17
Jan-18
Jan-19
Jan-20

Well MW-546 D
Historical TCE Concentrations

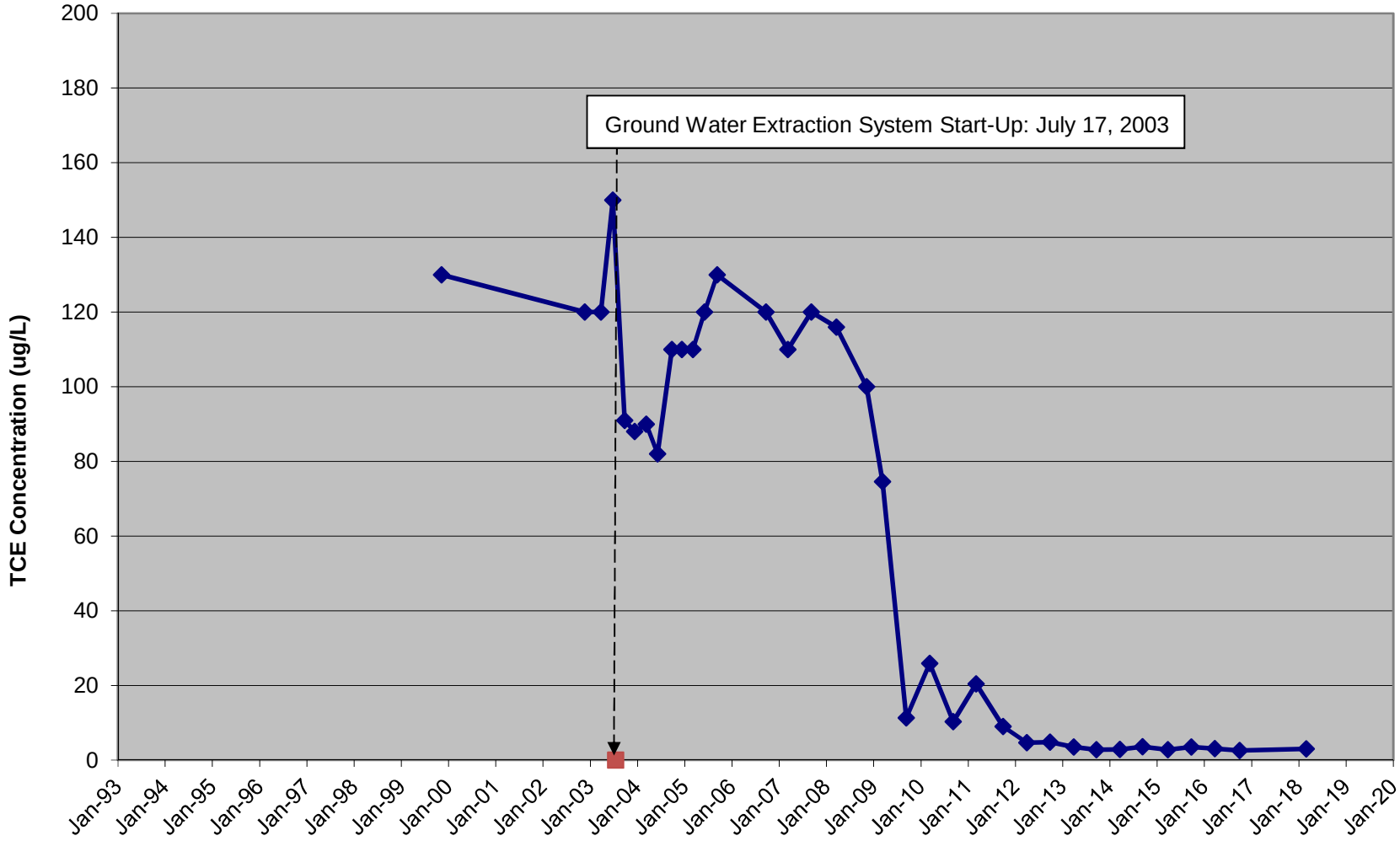

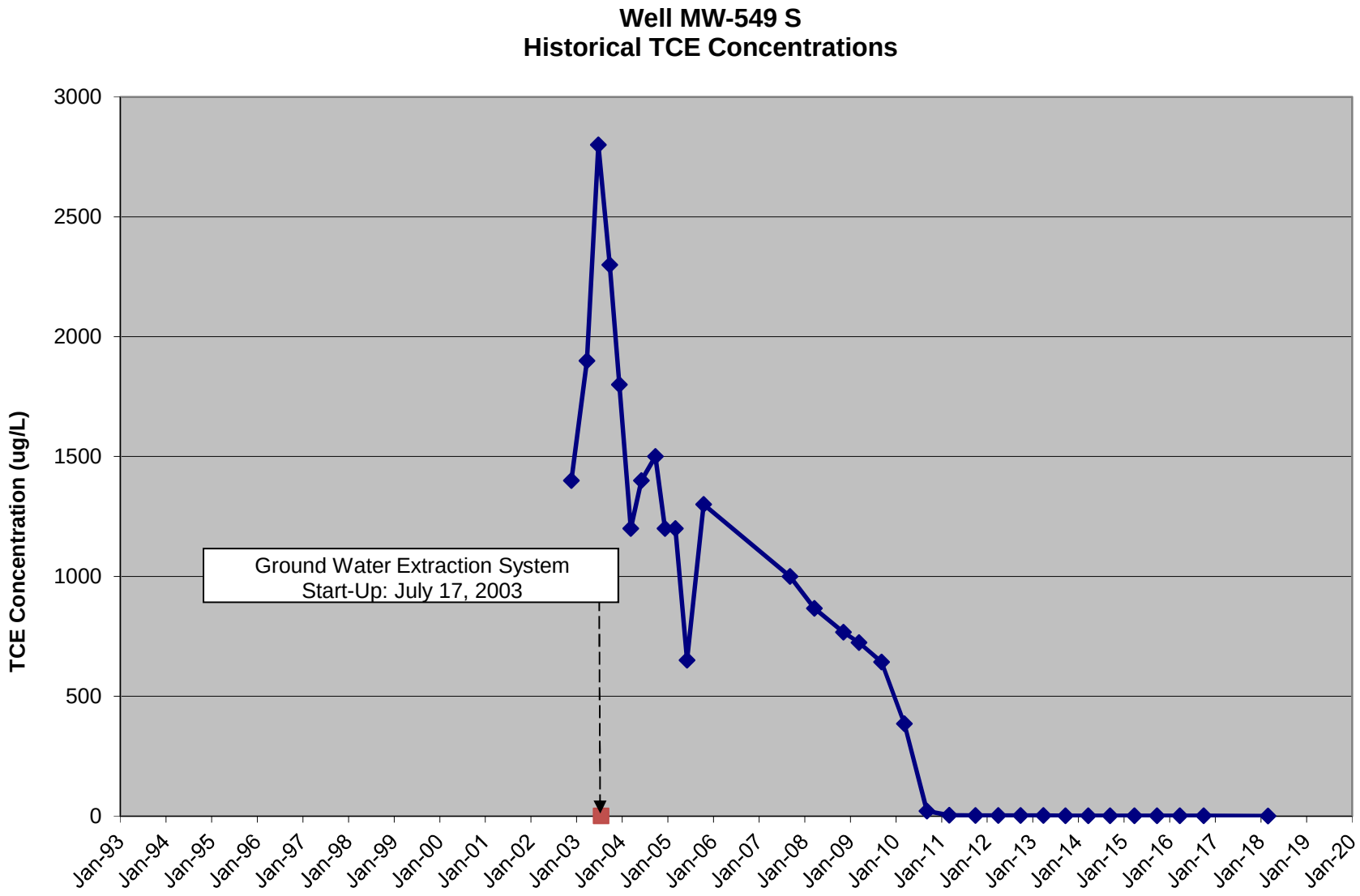
Well MW-549 S
Historical TCE Concentrations
TCE Concentration (ug/L)
3000
2500
2000
1500
1000
500
0
Ground Water Extraction System
Start-Up: July 17, 2003
Jan-93
Jan-94
Jan-95
Jan-96
Jan-97
Jan-98
Jan-99
Jan-00
Jan-01
Jan-02
Jan-03
Jan-04
Jan-05
Jan-06
Jan-07
Jan-08
Jan-09
Jan-10
Jan-11
Jan-12
Jan-13
Jan-14
Jan-15
Jan-16
Jan-17
Jan-18
Jan-19
Jan-20

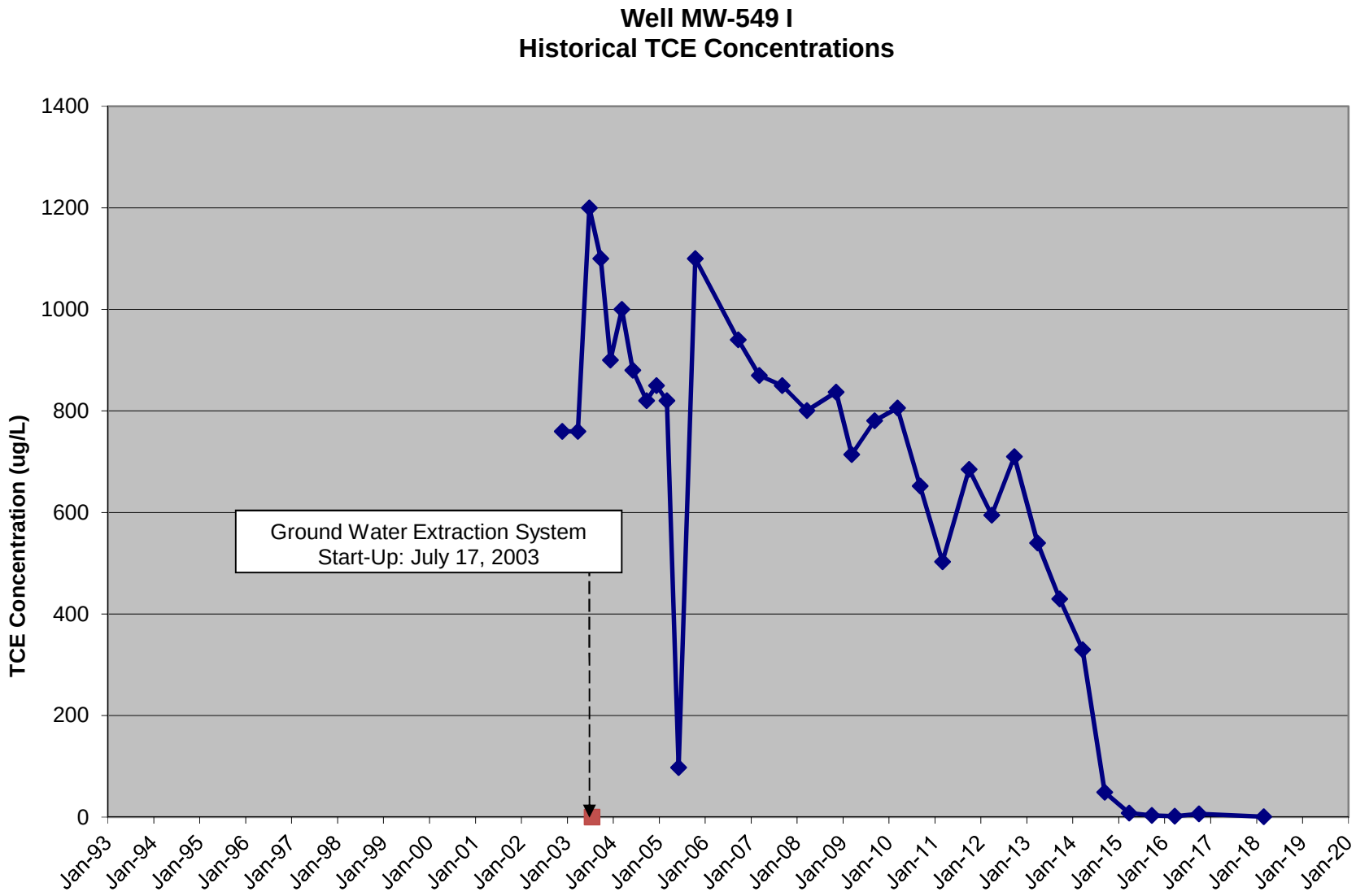
Well MW-549 I
Historical TCE Concentrations
TCE Concentration (ug/L)
1400
1200
1000
800
600
400
200
0
Ground Water Extraction System
Start-Up: July 17, 2003
Jan-93
Jan-94
Jan-95
Jan-96
Jan-97
Jan-98
Jan-99
Jan-00
Jan-01
Jan-02
Jan-03
Jan-04
Jan-05
Jan-06
Jan-07
Jan-08
Jan-09
Jan-10
Jan-11
Jan-12
Jan-13
Jan-14
Jan-15
Jan-16
Jan-17
Jan-18
Jan-19
Jan-20

Well MW-550 S
Historical TCE Concentrations

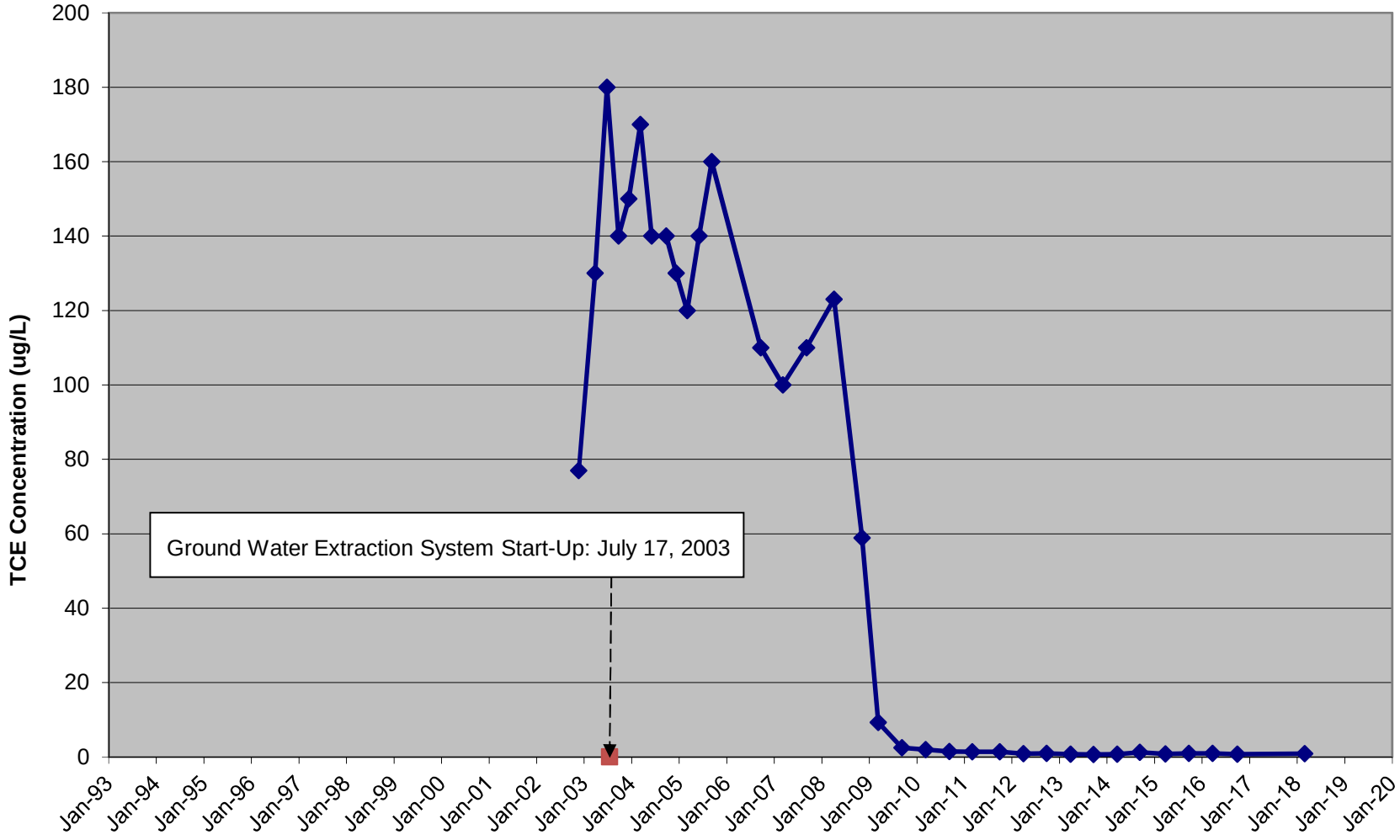

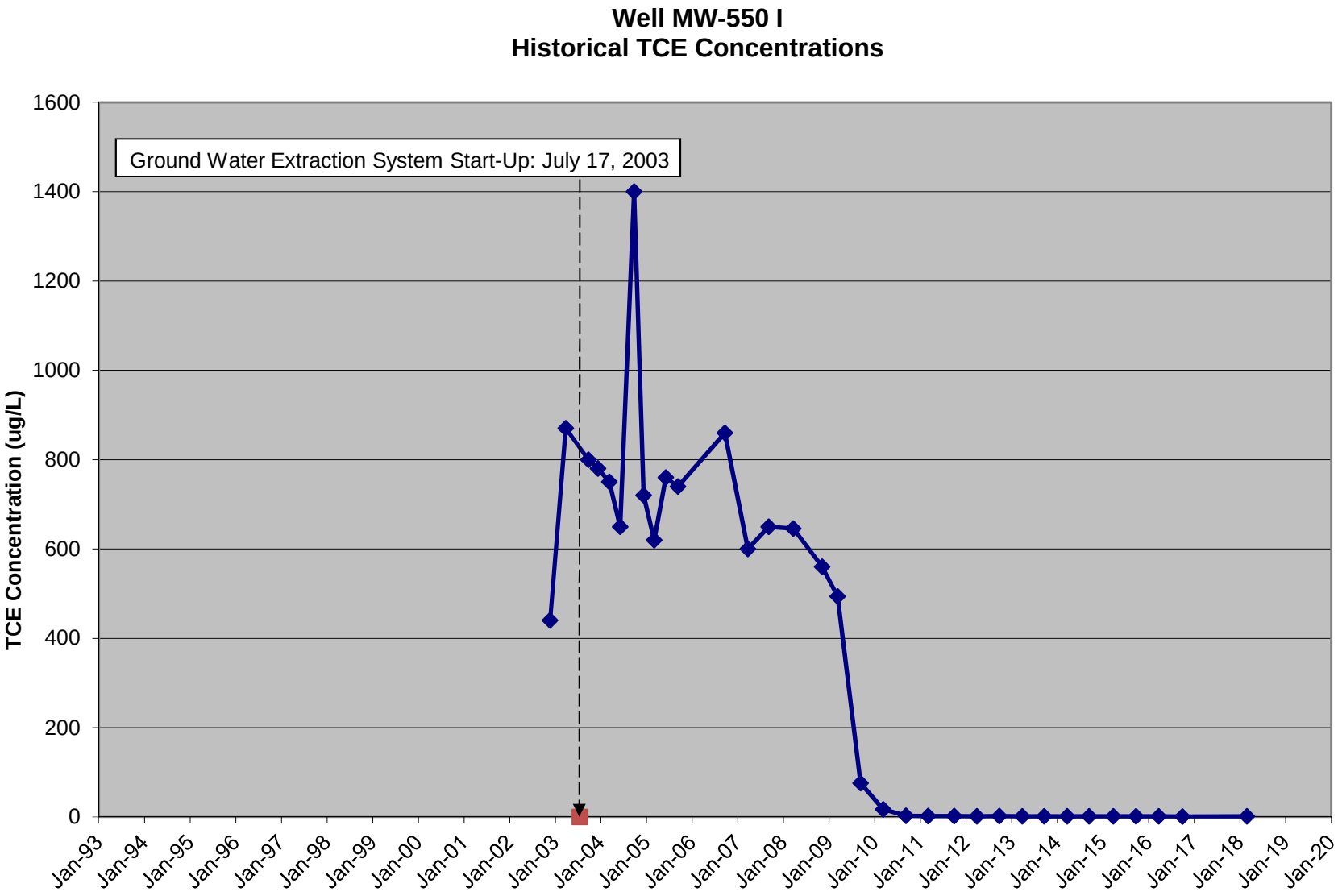
Well MW-550 I
Historical TCE Concentrations
Ground Water Extraction System Start-Up: July 17, 2003
TCE Concentration (ug/L)
1600
1400
1200
1000
800
600
400
200
0
Jan-93
Jan-94
Jan-95
Jan-96
Jan-97
Jan-98
Jan-99
Jan-00
Jan-01
Jan-02
Jan-03
Jan-04
Jan-05
Jan-06
Jan-07
Jan-08
Jan-09
Jan-10
Jan-11
Jan-12
Jan-13
Jan-14
Jan-15
Jan-16
Jan-17
Jan-18
Jan-19
Jan-20

Well PZ-522 S
Historical TCE Concentrations

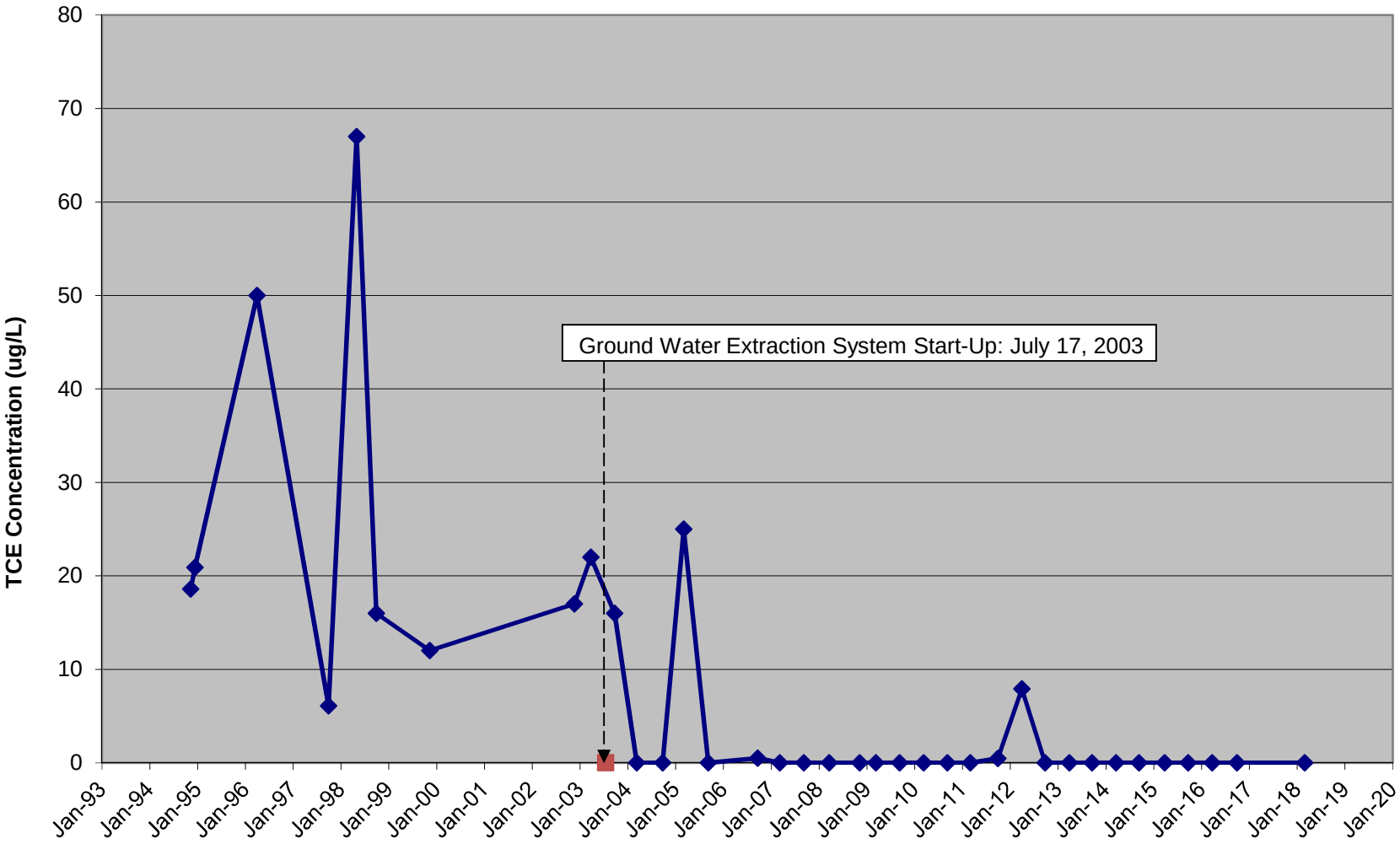

Well PZ-522 I
Historical TCE Concentrations

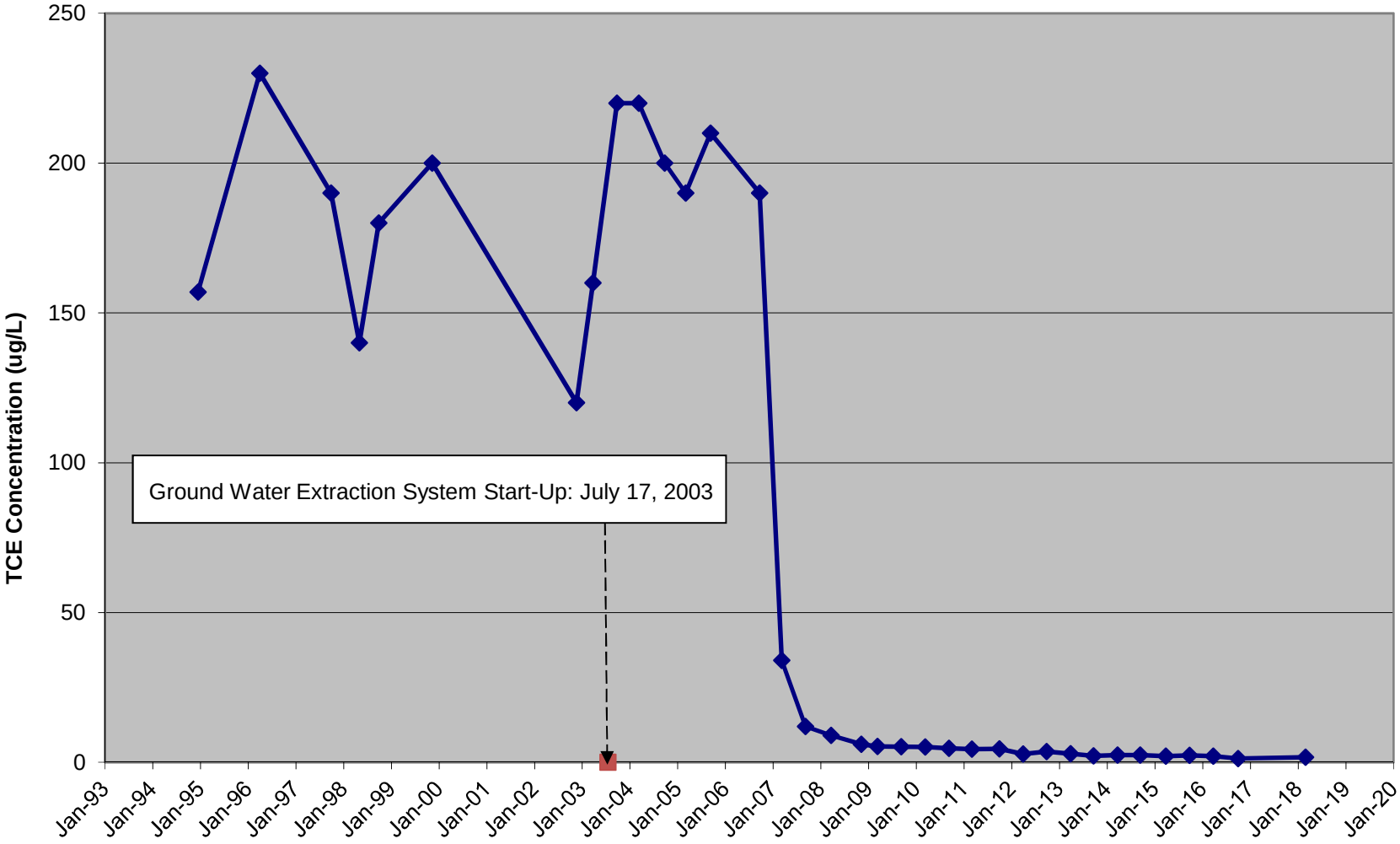

Well PZ-522 D
Historical TCE Concentrations

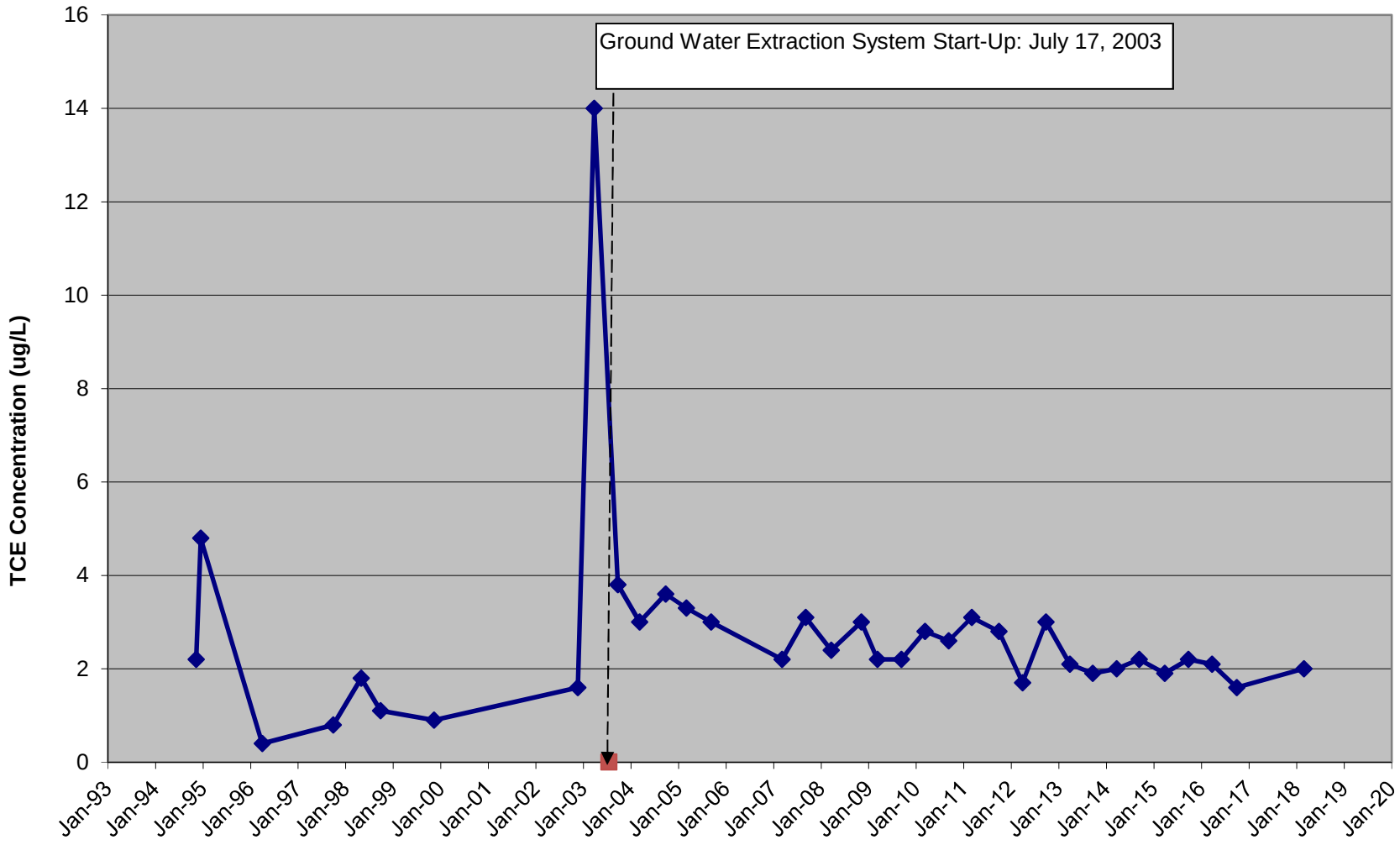

APPENDIX F — STREAM SAMPLING FIELD MEASUREMENTS

SURFACE WATER SAMPLING FORM

TETRA TECH

Sample Location SW-1
Project Name Lockheed Martin - Former LEC Site
Project Number 117-0507.700.01

Sample Date 2/27/2018
Weather Sunny, 50º
Sampled By Jon Byk, Dan Brockerhoff

WATER QUALITY MEASUREMENTS

Time (HH:MM)	Temp (^{0} C)	pH (pH units)	D.O. (mg/L)	Cond. (mS/cm)	Turbidity (NTU)
14:40	11.32	7.51	8.00	0.563	3.30

Water Quality Meter(s) Type/Serial #: Horiba U-52 Serial # 21414
Lamotte 2020 Serial # 030480

FLOW RATE

Flow Rate Method Visual Estimate
Flow Rate Meter Type/Serial # not applicable
Flow Direction (Approx.) SW
Flow Comments timed with floating fishing bobber

Measurement #1

Time (HH:MM)	Rate (ft/sec)
14:33	0.25

Measurement #2

Time (HH:MM)	Rate (ft/sec)

Measurement #3

Time (HH:MM)	Rate (ft/sec)

SAMPLE INFORMATION

Sample Field ID SW-1
Sampling Time 14:35
Sampling Method Grab

Lab Analysis TCL VOC+15, SW-846 Method 8260B

Water Depth 6"
Color None
Clarity Clear
Odor None
Sheen None

Comments:

SURFACE WATER SAMPLING FORM

TETRA TECH

Sample Location SW-2
Project Name Lockheed Martin - Former LEC Site
Project Number 117-0507.700.01
Sample Date 2/27/2018
Weather Sunny, 50º
Sampled By Jon Byk, Dan Brockerhoff

WATER QUALITY MEASUREMENTS

Time (HH:MM)	Temp (^{0} C)	pH (pH units)	D.O. (mg/L)	Cond. (mS/cm)	Turbidity (NTU)
14:12	11.60	7.35	7.81	0.586	2.90

Water Quality Meter(s) Type/Serial #: Horiba U-52 Serial # 21414
Lamotte 2020 Serial # 030480

FLOW RATE

Flow Rate Method Visual Estimate
Flow Rate Meter Type/Serial # not applicable
Flow Direction (Approx.) SW
Flow Comments timed with floating fishing bobber

Measurement #1

Time (HH:MM)	Rate (ft/sec)
14:10	2

Measurement #2

Time (HH:MM)	Rate (ft/sec)

Measurement #3

Time (HH:MM)	Rate (ft/sec)

SAMPLE INFORMATION

Sample Field ID SW-2
Sampling Time 14:15
Sampling Method Grab

Lab Analysis TCL VOC+15, SW-846 Method 8260B

Water Depth 6"
Color None
Clarity Clear
Odor None
Sheen None

Comments:

SURFACE WATER SAMPLING FORM

TETRA TECH

Sample Location	SW-3	**Sample Date**	2/27/2018
Project Name	Lockheed Martin - Former LEC Site	**Weather**	Sunny, 50º
Project Number	117-0507.700.01	**Sampled By**	Jon Byk, Dan Brockerhoff

WATER QUALITY MEASUREMENTS

Time (HH:MM)	Temp (^{0} C)	pH (pH units)	D.O. (mg/L)	Cond. (mS/cm)	Turbidity (NTU)
13:52	11.99	7.37	10.46	0.588	3.48

Water Quality Meter(s) Type/Serial #: Horiba U-52 Serial # 21414
Lamotte 2020 Serial # 030480

FLOW RATE

Flow Rate Method Visual Estimate
Flow Rate Meter Type/Serial # not applicable
Flow Direction (Approx.) SW
Flow Comments timed with floating fishing bobber

Measurement #1

Time (HH:MM)	Rate (ft/sec)
13:54	0.75

Measurement #2

Time (HH:MM)	Rate (ft/sec)

Measurement #3

Time (HH:MM)	Rate (ft/sec)

SAMPLE INFORMATION

Sample Field ID SW-3
Sampling Time 13:55
Sampling Method Grab

Lab Analysis TCL VOC+15, SW-846 Method 8260B

Water Depth 4"
Color None
Clarity Clear
Odor None
Sheen None

Comments:

SURFACE WATER SAMPLING FORM

TETRA TECH

Sample Location	SW-4	**Sample Date**	2/27/2018
Project Name	Lockheed Martin - Former LEC Site	**Weather**	Sunny, 50º
Project Number	117-0507.700.01	**Sampled By**	Jon Byk, Dan Brockerhoff

WATER QUALITY MEASUREMENTS

Time (HH:MM)	Temp (^{0} C)	pH (pH units)	D.O. (mg/L)	Cond. (mS/cm)	Turbidity (NTU)
13:18	11.95	7.44	6.88	0.805	3.43

Water Quality Meter(s) Type/Serial #: Horiba U-52 Serial # 21414
Lamotte 2020 Serial # 030480

FLOW RATE

Flow Rate Method Visual Estimate
Flow Rate Meter Type/Serial # not applicable
Flow Direction (Approx.) SW
Flow Comments timed with floating fishing bobber

Measurement #1

Time (HH:MM)	Rate (ft/sec)
13:15	1

Measurement #2

Time (HH:MM)	Rate (ft/sec)

Measurement #3

Time (HH:MM)	Rate (ft/sec)

SAMPLE INFORMATION

Sample Field ID SW-4
Sampling Time 13:20
Sampling Method Grab

Lab Analysis TCL VOC+15, SW-846 Method 8260B

Water Depth 8"
Color None
Clarity Clear
Odor None
Sheen None

Comments: Duplicate sample collected (DUP-06)

APPENDIX G — PLOTS OF TCE CONCENTRATION VERSUS TIME FOR STREAM LOCATIONS

Historical TCE concentrations at Stream Location SW-1

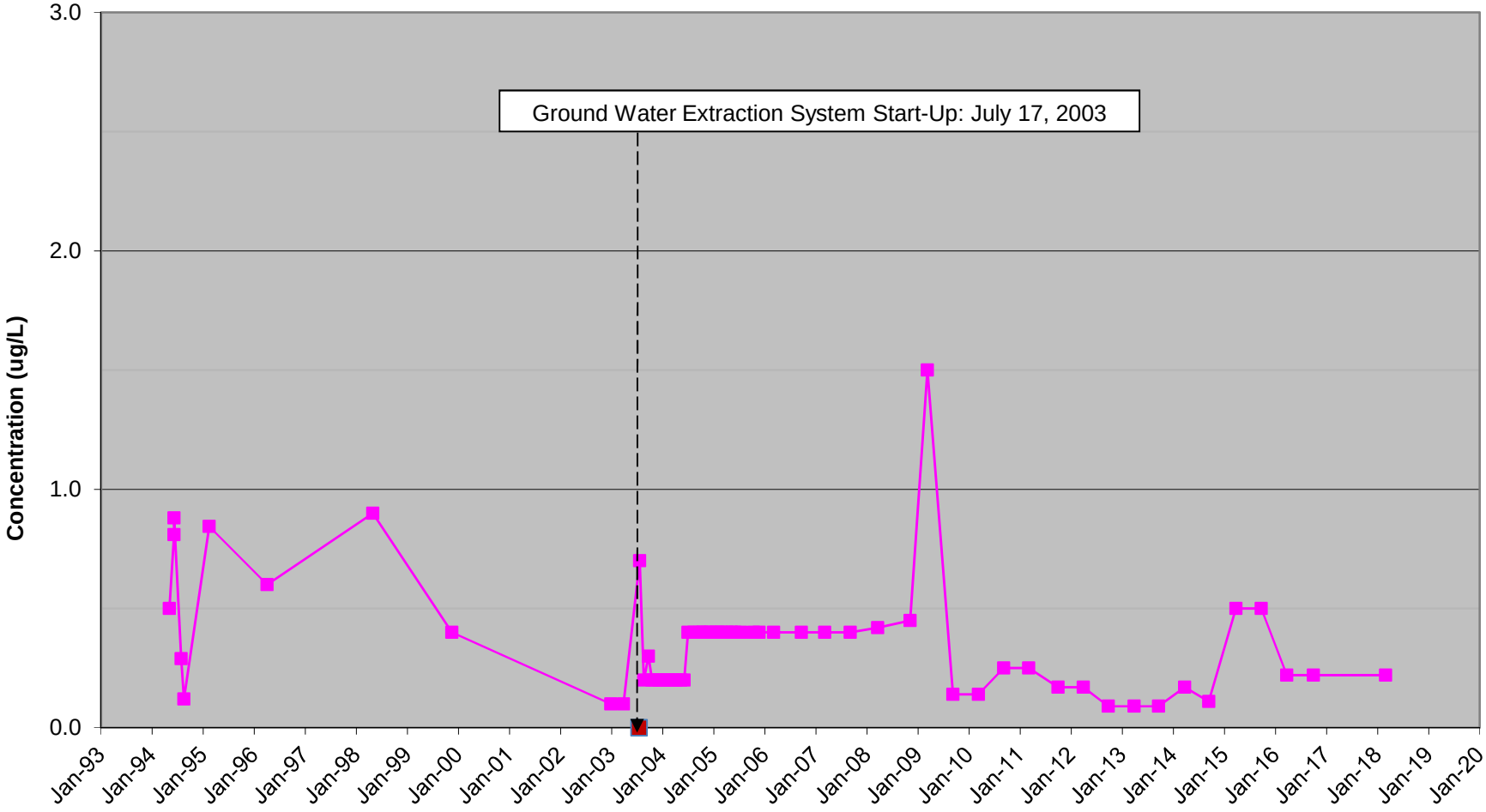

Historical TCE concentrations at Stream Location SW-2

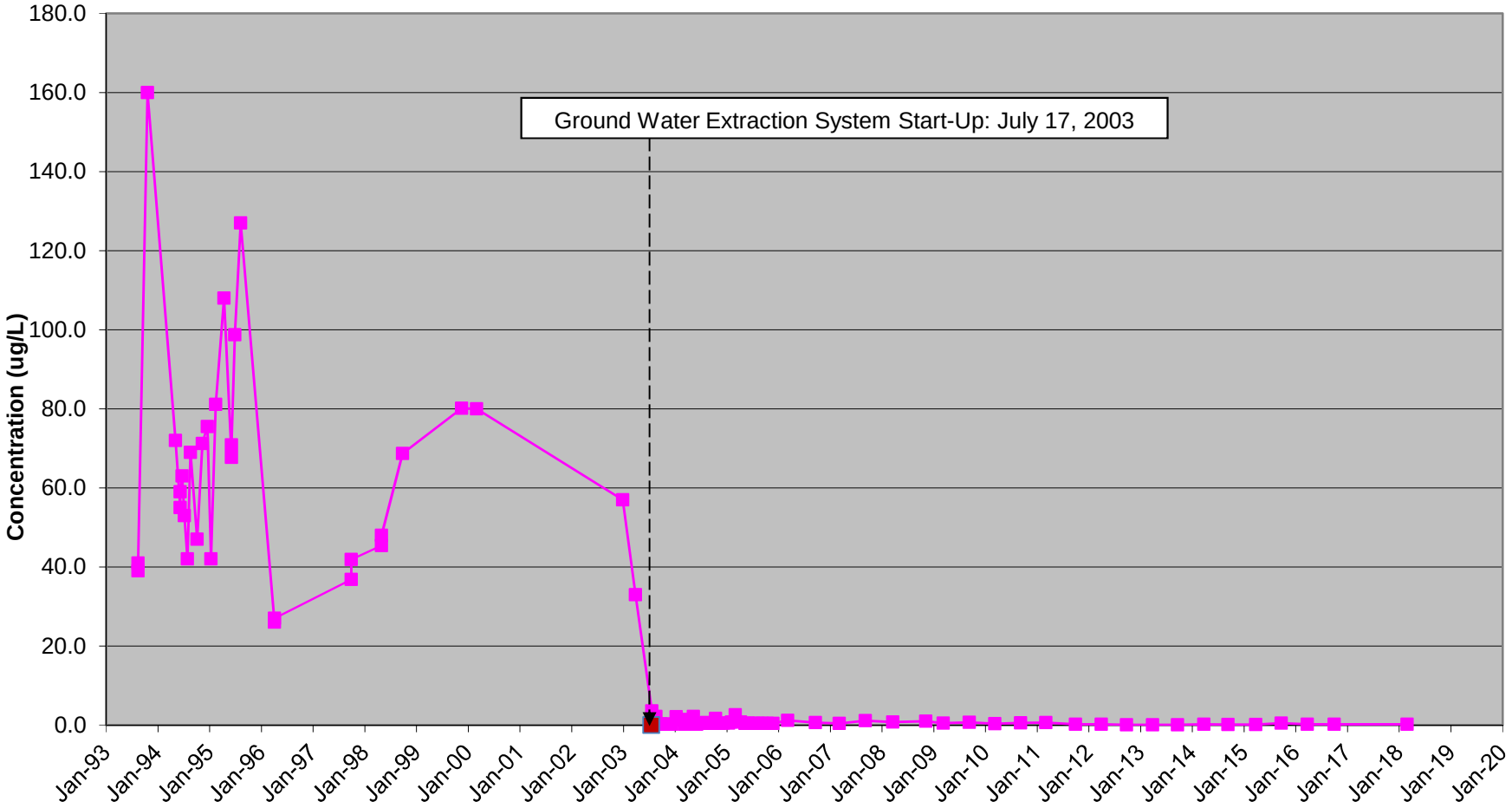

Historical TCE concentrations at Stream Location SW-3

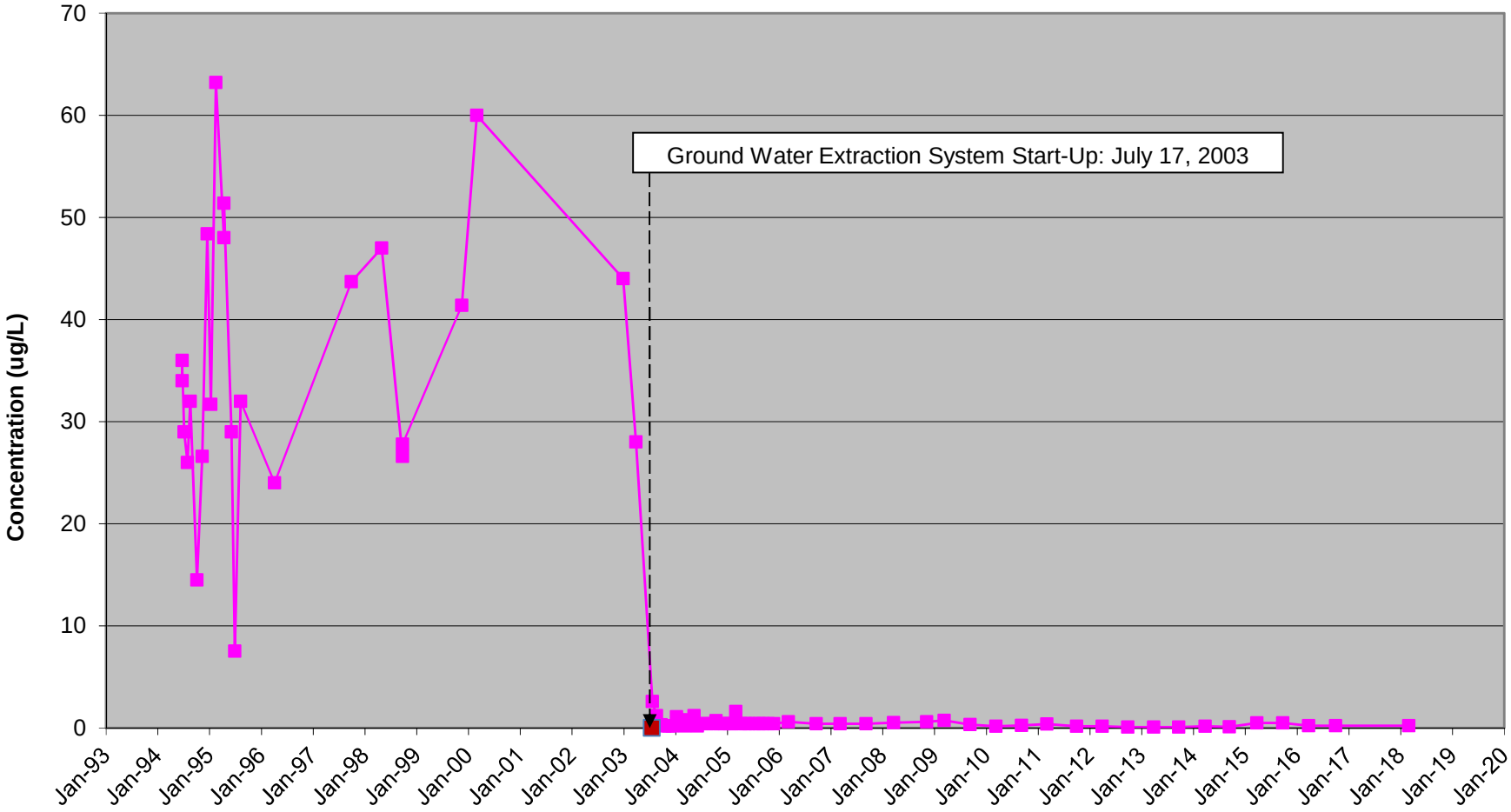

Historical TCE concentrations at Stream Location SW-4

