

LM 400

Series

Capable, Extensible, Affordable

LOCKHEED MARTIN 

LM 400 Series

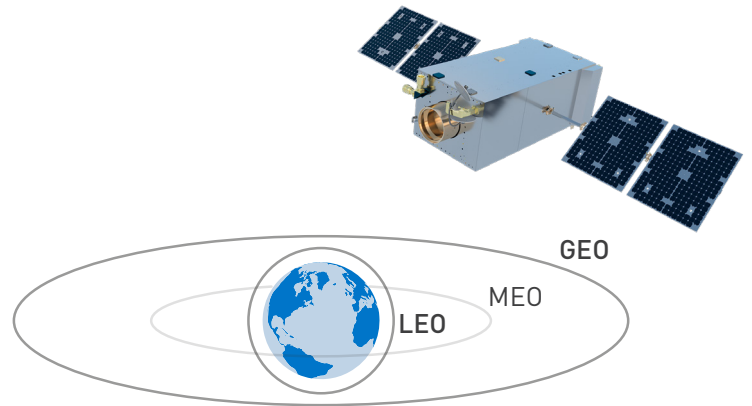
Software-Reconfigurable Payload Interface

SmartSat™ Multi-Core Mission Processing and Planning

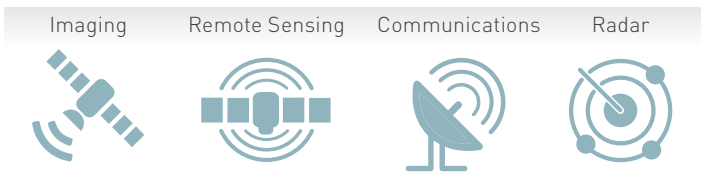
Payload Power Accommodations up to 14kW Peak

Multi-vehicle Launches for Constellation Architectures

High Heritage Design and Components



Missions


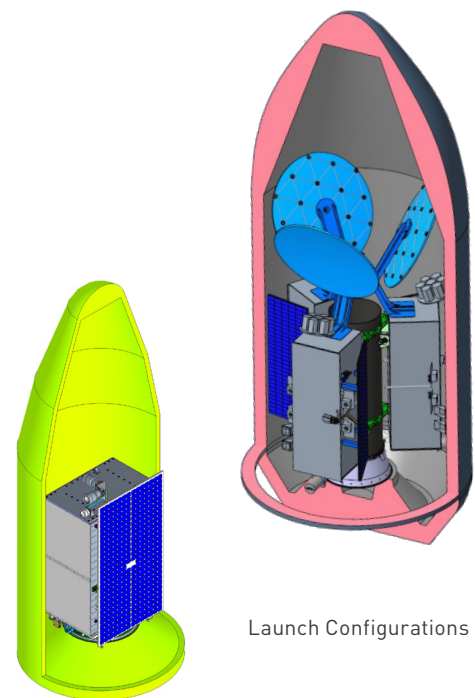


Spacecraft Features

Bus Mass	Up to 1,000kg
Orbit Options	LEO, MEO, GEO
Design Life	2 to 15 years
Delivery	High monthly production rate
Launch Vehicle Compatibility	5m EELV Category B (Multi-SV) <3m Fairing (Single-SV)

Options

- Extended Structure
- High power (100V)
- Additional EMI/EMC
- Demo/Cost-Optimized Architecture
- Precision Pointing
- High Thrust
- Mission Unique Customization
- Scalable Power



Demo Architecture

Modular Prop Assembly

Modular Structure
Extended or Standard

Modular Arrays
Fixed or Articulating

